ANNUAL
IMPORT PAYMENTS
OF GOODS AND SERVICES 2025-26

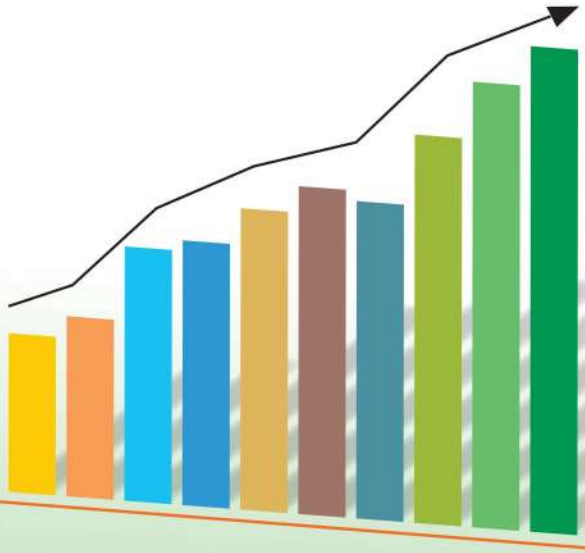

Bangladesh Bank

ANNUAL
IMPORT PAYMENTS
OF GOODS AND SERVICES | 2025-2026



STATISTICS DEPARTMENT

BANGLADESH BANK

EDITORIAL COMMITTEE

Chief Advisor

Md. Anis Ur Rahman
Deputy Governor

Advisor

Shabnam Shirin
Executive Director (Statistics)

Chief Editor

Md. Habibour Rahman
Director (Statistics)

Editor

Muhammad Monsur Ahmed
Additional Director (Statistics)

Md. Masud Rana
Additional Director (Statistics)

Contributors

Rajuana Sultana
Joint Director

Kamrun Nahar Mukta
Joint Director

Md. Azizul Kahar
Assistant Director

Md. Nuruzzaman
Assistant Director

Suggestions/comments for improvement in the contents of this booklet would be highly appreciated. Users may kindly contact the following e-mail address with their suggestions/comments and queries, if any:

e-mail:

habibour.rahman@bb.org.bd
Director (Statistics)
Balance of Payments Division, Statistics Department, Bangladesh Bank, Head Office, Dhaka.

or

md.masud@bb.org.bd
Additional Director (Statistics),
Balance of Payments Division, Statistics Department, Bangladesh Bank, Head Office, Dhaka.

Contents

	Page
Chapter 1: Introduction	1-3
1.1 Introduction	1
1.2 Classification, valuation and time of recording of import	1
1.2.1 Classification	1
1.2.2 Valuation	1
1.2.3 Time of recording	2
1.3 Bloc/group/community/regions	2
Chapter 2: A review on import payments of goods and services	4-43
2.1 The Total import payments of goods and services	4
2.2 Import payments of goods	6
2.2.1 Major commodity-wise import payments	6
2.2.2 Commodity section-wise import payments	11
2.2.3 Country/commodity wise import payments	17
2.2.4 Country-wise import payments	34
2.2.5 Import payments classified by bloc/group/community	36
2.2.6 Imports by Export Processing Zone (EPZ) and Economic Zone (EZ)	38
2.2.7 Historical imports by commodity	40
2.3 Import payments of services	41
2.3.1 Import payments of services by mode of services	41
2.3.2 Country-wise import payments of services	42
Chapter 3: Statistical tables	44-1228
Table-3.1: Import payments by commodities and countries (Four digit level HS code)	44-481
Table-3.2: Import payments by countries and commodities (Four digit level HS code	482-1119
Table-3.3: Import payments of services by purposes/countries (According to BPM6)	1120-1196
Table-3.4: Import payments of agricultural, horticulture products, agri-machineries and fertilizers	1197-1200
Table-3.5: Total import payments by countries/territories (2009-10 to 2025-26)	1201-1224
Table-3.6: Total import payments by countries in USD (2021-22 to 2025-26)	1225-1227
Table-3.7: Annual average exchange rate from 1999-00 to 2025-26 (BDT/USD)	1228

Chapter one: Introduction

1.1 Introduction

The yearly publication "Annual Import Payments of Goods and Services" incorporates import payments of goods under cash, loans and grants, other unclassified imports, and EPZ as well as import payments of services. Import statistics under loans and grants are collected from banking channel and other unclassified imports are obtained from CCI&E and BEPZA. Import payments of EPZ enterprises have been compiled based on banking channel import payments from FY22 onwards. The book has been published in section and chapter-wise according to International Trade Classification (ITC) since 1972 but for user's convenience initiatives have been taken to organize the chapters along with sections incorporating the first 4-digits commodity codes based on ITC from FY13. The short descriptions are adopted.

Detailed information on import payments of services and import payments of agriculture, horticulture products, agri-machineries, and fertilizers have been incorporated from FY18. Service data is classified according to the Balance of Payments 6th Manual (BPM6). Users are requested to read the First Schedule Bangladesh Customs Tariff book for detailed descriptions, if necessary.

1.2 Classification, valuation and time of recoding of import

1.2.1 Classification

The import data are classified by commodities and countries, by countries and commodities. This has been done in accordance with the classifications embodied in "The Harmonized Commodity Description and Coding System". In this system data are available more elaborately. Countries have been listed alphabetically.

Country classification of the import data are based on the principle of country of origin of the goods, not the country of contract or shipment. For example, a trader from Bangladesh may enter into a trade contract with a dealer in country-A for the supply of certain goods originally produced in country-B. In such a case, the country classification of import would show country-B as the source although the import was actually contracted with country-A. The country classifications of aid financed import are also recorded in general on the basis of country of origin of the goods.

1.2.2 Valuation

Generally, the banking channel reports import payments separately for each currency of settlement. The Taka valuation of the transactions for each currency is based on the monthly average of middle closing spot rates ruling on the New York exchange market.

1.2.3 Time of recording

The import figures as contained in this booklet will differ from those based on customs returns (as published by Bangladesh Bureau of Statistics) because Bangladesh Bank records the imports when the obligations are settled by means of remittances through the banking channel, while import in the customs returns is entered at the time of the physical entry of the goods into the country. Moreover, there are differences in coverage.

For example, gift parcels entering the country through postal channels and accompanied and unaccompanied dutiable baggage brought in by passengers are covered in the customs data, but the same are not reflected in the exchange records. On the other hand, the customs figures exclude such items as fuel and other commodities for ship's stores purchased by resident ship carriers in foreign ports but the exchange records include them.

1.3 Bloc/group/community/regions

The import payments statements as included in this publication have been compiled in respect of transactions with twelve country groups. The import data presented in this publication under bloc/group/community/regions may differ from the previous publication due to the worldwide political realignment. The country groups are as follows:

1.3.1 G20

Argentina, Australia, Austria, Belgium, Brazil, Bulgaria, Canada, China People's Republic (P.R), Croatia, Cyprus, Czech Republic, Denmark, Estonia, Finland, France, Germany, Greece, Hungary, India, Indonesia, Ireland, Italy, Japan, Republic of Korea, Latvia, Lithuania, Luxembourg, Malta, Mexico, Netherlands, Poland, Portugal, Romania, Russian Federation, Saudi Arabia, Slovak Republic, Slovenia, South Africa, Spain, Sweden, Turkey, United Kingdom (UK) and United States of America (USA).

1.3.2 G7

Canada, France, Germany, Italy, Japan, United Kingdom (UK) and United States of America (USA).

1.3.3 European Union (EU)

Austria, Belgium, Bulgaria, Croatia, Cyprus, Czech Republic, Denmark, Estonia, Finland, France, Germany, Greece, Hungary, Ireland, Italy, Latvia, Lithuania, Luxembourg, Malta, Netherlands, Poland, Portugal, Romania, Slovak Republic, Slovenia, Spain and Sweden.

1.3.4 Other European Countries

Albania, Andorra, Armenia, Belarussia, Bosnia-Herzegovina, Georgia, Gibraltar, Iceland, Isle of Man, Kosovo, Liechtenstein, Macedonia, Moldavia, Monaco, Montenegro, Norway, Russia, San Marino, Scotland, Serbia, Switzerland, Turkey, Ukraine, United Kingdom, Vatican City and

Western Hampshire.

1.3.5 Organization of Islamic Cooperation

Afghanistan, Albania, Algeria, Azerbaijan, Bahrain, Bangladesh, Benin, Brunei, Burkina Faso, Cameroon, Chad, Comoros, Cote d Ivory, Djibouti, Egypt, Gabon, Gambia, Guinea, Guinea Bissau, Guyana, Indonesia, Iran, Iraq, Jordan, Kazakhstan, Kuwait, Kyrgyzstan, Lebanon, Libya, Malaysia, Maldives, Mali, Mauritania, Morocco, Mozambique, Niger, Nigeria, Oman, Pakistan, Palestine, Qatar, Saudi Arabia, Senegal, Sierra Leone, Somalia, Sudan, Suriname, Syrian Arab Republic, Tajikistan, Republic of Togo, Tunisia, Turkey, Turkmenistan, United Arab Emirates, Uzbekistan, Uganda and Yemen.

1.3.6 Organization of the Petroleum Exporting Countries (OPEC)

Algeria, Angola, Congo, Equatorial Guinea, Gabon, Iran, Iraq, Kuwait, Libya, Nigeria, Saudi Arabia, United Arab Emirates and Venezuela.

1.3.7 Association of South-east Asian Nations (ASEAN)

Brunei, Cambodia, Indonesia, Laos P D Republic of, Malaysia, Myanmar, Philippines, Singapore, Thailand and Vietnam.

1.3.8 Asian Clearing Union (ACU)

Bangladesh, Bhutan, India, Iran, Myanmar, Nepal, Pakistan, Sri Lanka and Maldives.

1.3.9 South Asian Association of Regional Cooperation (SAARC)

Afghanistan, Bangladesh, Bhutan, India, Maldives, Nepal, Pakistan and Sri Lanka.

1.3.10 Other Asian Countries

Armenia, Azerbaijan, China People's Republic (P.R), Gilbert, Hong Kong, Japan, Kyrgyzstan, Kazakhstan, Korea D.P.R., Republic of Korea, Macao, Mongolia, Nauru, New Caledonia, Taiwan, Tajikistan, Turkmenistan and Uzbekistan.

1.3.11 North American Free Trade Agreement (NAFTA)

Canada, Mexico and United States of America.

1.3.12 Developing Eight (D-8)

Bangladesh, Egypt, Indonesia, Iran, Malaysia, Nigeria, Pakistan and Turkey

Chapter Two: A Review on Import Payments of Goods and Services, 2025-26

2.1 Total import payments of goods and services

The total merchandise import payments of Bangladesh (including imports of EPZ) during FY25 and FY26 was USD 67475.3 million (BDT 815522.1 crore) and USD 67547.6 million (BDT 826214.8 crore) respectively. In FY26 import payments increased by 0.1 percent against FY25.

The total import payments of services during FY25 and FY26 was USD 11914.8 million (BDT 144108.2 crore) and USD 12257.1 million (BDT 149908.1 crore) respectively. In FY26 import payments of service increased by 2.9 percent against FY25.

The total import payments of goods and services during FY25 and FY26 was USD 79390.1 million (BDT 959630.3 crore) and USD 79804.7 million (BDT 976122.8 crore) respectively. In FY26 import payments of goods and services increased by 0.5 percent against FY25.

Total import payments of goods and services during FY25 and FY26 are shown in Table 2.1 and Table 2.2.

Table 2.1: Import payments of goods and services in crore BDT

Import payments	2024-25		2025-26		Change (%)
	Amount	Share (%)	Amount	Share (%)	
A. Payments of goods by mode of financing					
Cash with EPZ	606541.7	74.4	610583.0	73.9	4041.3 (0.7 %)
Buyer's credits	169586.8	20.8	181611.3	22.0	12024.6 (7.1 %)
Loans and grants	23171.4	2.8	16910.7	2.0	-6260.7 (-27 %)
of which goods import payments for govt. project	11440.2	-	8443.7	-	
of which goods import payments of Rooppur nuclear power plant project	6201.7	-	6217.1	-	
IDB/ITFC loan (short term)	14450.2	1.8	15295.6	1.9	845.4 (5.9 %)
Other unclassified imports	1772.0	0.2	1814.1	0.2	42 (2.4 %)
Sub-total	**815522.1**	**100.0**	**826214.8**	**100.0**	**10692.7 (1.3 %)**
of which EPZ	41043.3		45697.7		4654.4 (11.3 %)
B. Invisible payments (Services import)	144108.2		149908.1		5799.9 (4 %)
of which construction of Rooppur nuclear power plant project	4168.8		6406.3		
Total (A+B)	**959630.3**		**976122.8**		**16492.6 (1.7 %)**

Table-2.2: Import payments of goods and services in million USD.

Import payments	2024-25		2025-26		Change (%)
	Amount	Share (%)	Amount	Share (%)	
A. Payments of goods by mode of financing					
Cash with EPZ	50181.4	74.4	49918.3	73.9	-263 (-0.5%)
Buyer's credits	14032.6	20.8	14848.2	22.0	815.6 (5.8%)
Loans & grants	1919.7	2.8	1382.8	2.0	-536.9 (-28%)
of which goods import payments for govt. project	948.9	-	689.9	-	
of which goods import payments of Rooppur nuclear power plant project	513.3	-	508.8	-	
IDB/ITFC loan (short term)	1195.1	1.8	1249.9	1.9	54.8 (4.6%)
Other unclassified imports	146.5	0.2	148.4	0.2	1.9 (1.3%)
Sub-total	**67475.3**	**100.0**	**67547.6**	**100.0**	**72.4 (0.1%)**
of which EPZ	3394.5		3736.5		342 (10.1%)
B. Invisible payments (services import)	11914.8		12257.1		342.2 (2.9%)
of which construction of Rooppur nuclear power plant project	345.5		524.1		
Total (A+B)	**79390.1**		**79804.7**		**414.6 (0.5%)**

Source: Statistics Department, Bangladesh Bank.

Note: 1. Figures in parentheses indicate percentage of change.

2. Buyer's credits on import payments data have been separated from 01-07-2013.

3. Other Unclassified Imports by FDI (Source: CCI&E and BEPZA).

4. From FY22 Imports of EPZ is Banking Channel Payment for EPZ.

5. Central Account Transactions are included in Import Payments of Services from FY21 onwards.

6. EPZ figures are merged with cash figures from FY22.

7. Goods import payments for govt. project and import payments of Rooppur nuclear power plant project are included from FY25 (Source: CCI&E and Rooppur nuclear power plant project).

2.1 Import payments of goods

2.2.1 Major commodity-wise import payments

The total merchandise import payments during FY26 was USD 67399.3 million compared to USD 67328.8 million in FY25. The major commodities imported are usually under cash with EPZ, buyer's credit, IDB/ITFC loans, loans and grants excluding unclassified imports. In FY26, the import payments of Mineral fuels, mineral oils and products of their distillation bituminous substances; mineral waxes commodities were valued at USD 13298.1 million, 19.7 percent of all commodities. Whereas the Cotton (all types), cotton yarn/thread and cotton fabrics were USD 7821.1 million (11.6% of all commodities) and Nuclear reactors, boilers, machinery and mechanical appliances; parts thereof were USD 4335.5 million (6.4% of all commodities).

The share of import payments made for rest of the commodities' remained less than 5 percent individually. The import payments of Iron and steel were USD 3134.3 million (4.7%), Plastics and articles thereofs were valued at USD 2645.6 million (3.9%), Cereals having USD 2622.0 million value (3.9%), Electrical machinery and equipment and parts thereof; sound recorders and reproducers, television image and sound recorders and reproducers and parts and accessories of such articles were valued at USD 2470.3 million (3.7%), Animal or vegetable fats and oils and their cleavage products; prepared edible fats; animal or vegetable waxes having a USD 2411.4 million value (3.6%), with while the Fertilisers were valued at USD 2336.3 million (3.5%). In addition, the value of Knitted or crocheted fabrics was USD 1976.3 million, Man-made staple fibres was USD 1683.9 million, Man-made filaments was USD 1638.3 million and Organic chemicals was USD 1474.4 million. Moreover, the Oil seeds and oleaginous fruits; miscellaneous grains; seeds and fruit; industrial or medicinal plants; straw and fodder was USD 1413.4 million, Vehicles other than railway or tramway rollingstock, and parts and accessories thereof were valued at USD 1140.1 million, Salt; sulphur; earth and stone; plastering materials, lime and cement commodities were valued USD 1127.9 million, Residues and waste from the food industries; prepared animal fodder were USD 1012.1 million, Miscellaneous chemical products were worth of USD 959.2 million and Sugars and sugar confectionery were USD 915.7 million.

The import payments of other commodities such as Tanning or dyeing extracts; tannins and their derivatives; dyes, pigments and other colouring matter; paints and varnishes; putty and other mastics; inks was USD 777.4 million, Edible vegetable and certain roots and tubers was USD 740.3 million, Paper and paperboard, articles of paper pulp, of paper or paperboard was USD 721.5million and Ships, boats and floating structures was USD 603.3 million and etc.

Table 2.3 and 2.4 are shown the comparative position of major commodities imported during FY25 and FY26.

Table 2.3: Major commodity-wise import payments in crore BDT

	Major commoditiy	2024-25		2025-26		Growth
		Amount	Share (%)	Amount	Share (%)	
A.	Import payments (cash with EPZ, buyer's credit, IDB/ITFC loan, loans & grants)	813750.0	100.0	824400.7	100.0	1.3
	of which goods import payments for govt. project	11440.2	-	8443.7	-	
1	Mineral fuels, mineral oilsand products of their distillation bituminous substances; mineral waxes	145365.0	17.9	162739.5	19.7	12.0
2	Cotton	104550.8	12.8	95649.6	11.6	-8.5
3	Nuclear reactors, boilers, machinery and mechanical appliances; parts thereof	53624.6	6.6	53015.3	6.4	-1.1
4	Iron and Steel	40139.2	4.9	38334.7	4.7	-4.5
5	Plastics and articles thereof	32600.1	4.0	32358.6	3.9	-0.7
6	Cereals	28252.7	3.5	32068.5	3.9	13.5
7	Electrical machinery and equipment and parts thereof; sound recorders and reproducers, television imageand sound recorders and reproducers and parts and accessories of such articles	29592.0	3.6	30214.3	3.7	2.1
8	Animal or vegetable fats and oils and their cleavage products; prepared edible fats; animal or vegetable waxes	30965.6	3.8	29490.7	3.6	-4.8
9	Fertilisers	22142.3	2.7	28550.3	3.5	28.9
10	Knitted or crocheted fabrics	23190.2	2.8	24166.5	2.9	4.2
11	Man-made staple fibres	22171.0	2.7	20595.6	2.5	-7.1
12	Man-made filaments	21466.0	2.6	20036.4	2.4	-6.7
13	Organic chemicals	15808.8	1.9	18034.3	2.2	14.1
14	Oil seeds and oleaginous fruits; miscellaneous grains; seeds and fruit; industrial or medicinal plants; straw and fodder	14119.8	1.7	17296.4	2.1	22.5
15	Vehicles other than railway or tramway rollingstock, and parts and accessories thereof	13462.5	1.7	13940.7	1.7	3.6
16	Salt; sulphur; earths and stone; plastering materials, lime and cement	13349.0	1.6	13796.7	1.7	3.4
17	Residues and waste from the food industries; Prepared animal fodder	11133.4	1.4	12384.5	1.5	11.2
18	Miscellaneous chemical products	10842.9	1.3	11730.0	1.4	8.2
19	Sugars and sugar confectionery	12949.7	1.6	11200.6	1.4	-13.5

Table 2.3 contd.

In crore BDT

	Major commoditiy	2024-25		2025-26		Growth
		Amount	Share (%)	Amount	Share (%)	
20	Tanning or dyeing extracts; Tannins and their derivatives; Dyes, pigments and other colouring matter; Paints and varnishes; Putty and other mastics; Inks	10110.5	1.2	9508.0	1.2	11.8
21	Edible vegetable and certain roots and tubers	15714.8	1.9	9053.8	1.1	-42.4
22	Paper and paperboard; articles of paper pulp, of paper or of paperboard	9080.5	1.1	8824.9	1.1	-2.8
23	Ships, boats and floating structures	7825.6	1.0	7380.9	0.9	-5.7
24	Edible fruit nuts; peel of citrus fruit or melons	5488.5	0.7	6689.4	0.8	21.9
25	Impregnated, coated, covered textile fabrics etc.	6211.5	0.8	6640.8	0.8	6.9
26	Optical, photographic, cinematographic, measuring, checking, precision, medical orsurgical instruments and apparatus; parts and accessories thereof	6080.0	0.7	6474.0	0.8	6.5
27	Inorganic chemicals; organic or inorganic compounds of precious metals, of rare-earth metals, of radioactive elements or of isotopes	5739.7	0.7	6388.8	0.8	11.3
28	Special woven fabrics; tufted text. Fabrics; lace; tapestries; trimmings; embroidery	5923.0	0.7	6068.1	0.7	2.4
29	Dairy produce; bird's eggs; natural honey; Edible products of animal origin, not elsewhere specified or included.	5595.6	0.7	5713.1	0.7	2.1
30	Coffee, tea, mate and spices	5522.4	0.7	5394.6	0.7	-2.3
31	Other vegetable textile fibres; paper yarn etc.	5878.2	0.7	5131.2	0.6	-12.7
32	Miscellaneous manufactured articles	5303.7	0.7	5103.9	0.6	-3.8
33	Rubber and articles thereof	4870.2	0.6	4978.0	0.6	2.2
34	Others	57240.2	8.7	57004.5	7.8	-0.4
B.	Other unclassified imports	1772.0	-	1814.1	-	2.4
Grand total : (A+B)		**815522.1**	-	**826214.8**	-	1.3
	of which EPZ	41043.3	-	45697.7	-	11.3

Note: Goods import payments for govt. project and import payments of Rooppur nuclear power plant project are included from FY25 (Source: CCI&E and Rooppur nuclear power plant project).

Table 2.4: Major commodity-wise import payments in million USD.

	Major commoditiy	2024-25		2025-26		Growth
		Amount	Share (%)	Amount	Share (%)	
A.	Import payments (Cash with EPZ, buyer's credit, IDB/ITFC loan, loans & grants)	67328.8	100.0	67399.3	100.0	0.1
	of which goods import payments for govt. project	948.9	-	689.9	-	
1	Mineral fuels, mineral oilsand products of their distillation bituminous substances; mineral waxes	12024.9	17.9	13298.1	19.7	10.6
2	Cotton	8652.0	12.9	7821.1	11.6	-9.6
3	Nuclear reactors, boilers, machinery and mechanical appliances; parts thereof	4438.3	6.6	4335.5	6.4	-2.3
4	Iron and Steel	3324.3	4.9	3134.3	4.7	-5.7
5	Plastics and articles thereof	2698.2	4.0	2645.6	3.9	-1.9
6	Cereals	2333.1	3.5	2622.0	3.9	12.4
7	Electrical machinery and equipment and parts thereof; sound recorders and reproducers, television imageand sound recorders and reproducers and parts and accessories of such articles	2451.0	3.6	2470.3	3.7	0.8
8	Animal or vegetable fats and oils and their cleavage products; prepared edible fats; animal or vegetable waxes	2557.1	3.8	2411.4	3.6	-5.7
9	Fertilisers	1832.7	2.7	2336.3	3.5	27.5
10	Knitted or crocheted fabrics	1919.3	2.9	1976.3	2.9	3.0
11	Man-made staple fibres	1834.3	2.7	1683.9	2.5	-8.2
12	Man-made filaments	1776.3	2.6	1638.3	2.4	-7.8
13	Organic chemicals	1309.3	1.9	1474.4	2.2	12.6
14	Oil seeds and oleaginous fruits; miscellaneous grains; seeds and fruit; industrial or medicinal plants; straw and fodder	1168.3	1.7	1413.4	2.1	21.0
15	Vehicles other than railway or tramway rollingstock, and parts and accessories thereof	1112.7	1.7	1140.1	1.7	2.5
16	Salt; sulphur; earths and stone; plastering materials, lime and cement	1104.0	1.6	1127.9	1.7	2.2
17	Residues and waste from the food industries; Prepared animal fodder	922.0	1.4	1012.1	1.5	9.8
18	Miscellaneous chemical products	897.5	1.3	959.2	1.4	6.9
19	Sugars and sugar confectionery	1069.8	1.6	915.7	1.4	-21.0

Table 2.4 contd.

In million USD

Major commoditiy	2024-25		2025-26		Growth
	Amount	Share (%)	Amount	Share (%)	
20 Tanning or dyeing extracts; Tannins and their derivatives; Dyes, pigments and other colouring matter; Paints and varnishes; Putty and other mastics; Inks	837.1	1.2	777.4	1.2	-7.1
21 Edible vegetable and certain roots and tubers	1302.3	1.9	740.3	1.1	-43.2
22 Paper and paperboard; articles of paper pulp, of paper or of paperboard	751.5	1.1	721.5	1.1	-4.0
23 Ships, boats and floating structures	647.3	1.0	603.3	0.9	-6.8
24 Edible fruit nuts; peel of citrus fruit or melons	452.9	0.7	546.9	0.8	20.8
25 Impregnated, coated, covered textile fabrics etc.	513.7	0.8	542.9	0.8	5.7
26 Optical, photographic, cinematographic, measuring, checking, precision, medical orsurgical instruments and apparatus; parts and accessories thereof	503.7	0.7	529.4	0.8	5.1
27 Inorganic chemicals; organic or inorganic compounds of precious metals, of rare-earth metals, of radioactive elements or of isotopes	475.4	0.7	522.2	0.8	9.9
28 Special woven fabrics; tufted text. Fabrics; lace; tapestries; trimmings; embroidery	490.1	0.7	496.2	0.7	1.2
29 Dairy produce; bird's eggs; natural honey; Edible products of animal origin, not elsewhere specified or included.	462.2	0.7	467.2	0.7	1.1
30 Coffee, tea, mate and spices	457.2	0.7	440.9	0.7	-3.6
31 Other vegetable textile fibres; paper yarn etc.	485.3	0.7	419.4	0.6	-13.6
32 Miscellaneous manufactured articles	439.0	0.7	417.3	0.6	-4.9
33 Rubber and articles thereof	403.1	0.6	407.1	0.6	1.0
34 Others	4733.8	8.5	4661.3	7.8	-1.5
B. Other unclassified imports	146.5	-	148.4	-	1.3
Grand total : (A+B)	**67475.3**	**-**	**67547.6**	**-**	0.1
of which EPZ	3394.5	-	3736.5	-	10.1

Note: Goods import payments for govt. project and import payments of Rooppur nuclear power plant project are included from FY25 (Source: CCI&E and Rooppur nuclear power plant project).

2.2.2 Commodity section-wise import payments:

The total merchandise import payments during FY26 was USD 67399.3 million compared to USD 67328.8 million during the previous year, showing a increase of USD 70.5 million. Commodity section-wise classification revealed increases over the previous year were recorded under Natural or Cultured Pearls, Precious or Semiprecious Stones, Precious Metals, Metals Clad with Precious Metal and Articles Thereof; Imitation Jewellery; Coin (29.3%), Raw Hides and Skins, Leather and Articles Thereof; Saddlery and Harness; Travel Goods, Handbags nad Similar Containers; Articles of Animal Gut (25.2%), Products of the Chemical or Allied Industries (12.5%), Footwear,Hradgear, Umbrellas, Sun Umbrellas, Walking Sticks, Seat-Sticks, Whips, Riding-Crops and Parts Thereof Etc (10.7%), Mineral Products (9.8%), Optical, Photographic, Cinematographic, Measuring, Checking, Precision, Medical Orsurgical Instruments and Apparatus; Clocks and Watches; Musical Instruments; Parts and Accessories Thereof (5.6%),Vegetable Products (0.8%) and Live Animals and Animal Products (0.4%).

On the other hand, Commodity section-wise classification revealed decreases over the previous year under Works of art, collectors pieces and antiques (64.7%), Arms and Ammunition; Parts and Accessories Thereof (43.4%), Base Metals & Articles of Base Metal (7.4%), Textiles & Textile Articles (6.8%), Animal or vegetable fats and oils and their cleavage products; prepared edible fats; animal or vegetable waxes (5.7%), Articles of Stone, Plaster, Cement, Asbestos, Mica or Similar Materials; Ceramic Products; Glass and Glassware (3.4%), Prepared foodstuffs; beverages, spirits and vineger; tobacco and manufactured tobacco substitues (2.6%), Miscellaneous Manufactured articles (1.8%), Plastics & Rubber Articles Thereof (1.6%), Pulp of wood or of other fibrous cellulosic material; recovered (waste and scrap) paper or paperboard; paper and paperboard and articles thereof (1.2%), Machinery and mechanical appliances; electrical equipment; parts thereof; soundrecorders and reproducers, television image and soundrecorders and reproducers; and parts and accessories of such articles (1.1%), Vehicales, Aircraft, Vessels and Associated Transport Eqipment (1.1%) and Wood and Articles of Wood; Wood Charcoal; Cork and Articles of Cork; Manufactures of Straw, of Esparto or Other Plaiting Materials; Basketware & Wickerwork (1.0%).

Table-2.5 and 2.6 are shown the comparative position of commodity section-wise import during FY25 and FY26.

Table 2.5: Commodity section-wise import payments in crore BDT.

Section no.	Commodity section	2024-25		2025-26		Growth
		Amount	Share (%)	Amount	Share (%)	
A.	Import payments under (Cash with EPZ, buyer's credit , IDB/ITFC loan, loans & grants)	813750.0	100.0	824400.7	100.0	1.3
	of which goods import payments for govt. project	11440.2	-	8443.7	-	
I	Live Animals and Animal Products	8029.6	1.0	8147.1	1.0	1.5
II	Vegetable Products	69604.0	8.6	70982.7	8.6	2.0
III	Animal or vegetable fats and oils and their cleavage products; prepared edible fats; animal or vegetable waxes	30965.6	3.8	29490.7	3.6	-4.8
IV	Prepared foodstuffs; Beverages, Spirits and vineger; Tobacco and manufactured tobacco substitues	28230.5	3.5	27833.5	3.4	-1.4
V	Mineral Products	160223.1	19.7	178109.6	21.6	11.2
VI	Products of the Chemical or Allied Industries	74758.4	9.2	85159.4	10.3	13.9
VII	Plastics & Rubber Articles Thereof	37470.2	4.6	37336.6	4.5	-0.4
VIII	Raw Hides and Skins, Leather and Articles Thereof; Saddlery and Harness; Travel Goods, Handbags nad Similar Containers; Articles of Animal Gut	2009.7	0.2	2546.6	0.3	26.7
IX	Wood and Articles of Wood; Wood Charcoal; Cork and Articles of Cork; Manufactures of Straw, of Esparto or Other Plaiting Materials; Basketware & Wickerwork	803.7	0.1	806.7	0.1	0.4
X	Pulp of wood or of other fibrous cellulosic material; recovered (waste and scrap) paper or paperboard; paper and paperboard and articles thereof	11840.0	1.5	11835.9	1.4	0.0
XI	Textiles & Textile Articles	193154.3	23.7	182258.0	1.8	-5.6
XII	Footwear,Hradgear, Umbrellas, Sun Umbrellas, Walking Sticks, Seat-Sticks, Whips, Riding-Crops and Parts Thereof Etc	3027.4	0.4	3392.0	0.4	12.0
XIII	Articles of Stone, Plaster, Cement, Asbestos, Mica or Similar Materials; Ceramic Products; Glass and Glassware	2517.0	0.3	2462.0	0.5	-2.2

Table 2.5 contd.

In crore BDT

Section no.	Commodity section	2024-25		2025-26		Growth
		Amount	Share (%)	Amount	Share (%)	
XIV	Natural or Cultured Pearls, Precious or Semiprecious Stones, Precious Metals, Metals Clad with Precious Metal and Articles Thereof; Imitation Jewellery; Coin	64.3	0.0	84.1	0.0	30.8
XV	Base Metals & Articles of Base Metal	59758.4	7.3	56045.5	6.8	-6.2
XVI	Machinery and mechanical appliances; electrical equipment; parts thereof; soundrecorders and reproducers, television image and soundrecorders and reproducers; and parts and accessories of such articles	83447.9	10.3	83358.1	10.1	-0.1
XVII	Vehicales, Aircraft, Vessels and Associated Transport Equipment	22414.7	2.8	22411.9	2.7	0.0
XVIII	Optical, Photographic, Cinematographic, Measuring, Checking, Precision, Medical Orsurgical Instruments and Apparatus; Clocks and Watches; Musical Instruments; Parts and Accessories Thereof	6219.6	0.8	6651.1	0.8	6.9
XIX	Arms and Ammunition; Parts and Accessories Thereof	1577.5	0.2	900.1	0.1	-42.9
XX	Miscellaneous Manufactured Articles	6171.3	0.8	6137.5	0.7	-0.5
XXI	Works of Art, Collectors Pieces and Antiques	22.6	0.0	8.1	0.0	-64.3
B.	Other unclassified imports	1772.0	-	1814.1	-	2.4
Grand total : (A+B)		**815522.1**	**-**	**826214.8**	**-**	**1.3**
	of which EPZ	41043.3	-	45697.7	-	11.3

Note: Goods import payments for govt. project and import payments of Rooppur nuclear power plant project are included from FY25 (Source: CCI&E and Rooppur nuclear power plant project).

Table 2.6: Commodity section-wise import payments in million USD.

Section no.	Commodity section	2024-25		2025-26		Growth
		Amount	Share (%)	Amount	Share (%)	
A.	Import payments under (cash with EPZ, buyer's credit, IDB/ITFC loan, loans & grants)	67328.8	100.0	67399.3	100.0	0.1
	of which goods import payments for govt. project	948.9	-	689.9	-	
I	Live Animals and Animal Products	663.3	1.0	666.2	1.0	0.4
II	Vegetable Products	5755.8	8.5	5802.8	8.6	0.8
III	Animal or vegetable fats and oils and their cleavage products; prepared edible fats; animal or vegetable waxes	2557.1	3.8	2411.4	3.6	-5.7
IV	Prepared foodstuffs; Beverages, Spirits and vineger; Tobacco and manufactured tobacco substitues	2335.0	3.5	2275.2	3.4	-2.6
V	Mineral Products	13253.9	19.7	14554.7	21.6	9.8
VI	Products of the Chemical or Allied Industries	6188.7	9.2	6964.7	10.3	12.5
VII	Plastics & Rubber Articles Thereof	3101.3	4.6	3052.7	4.5	-1.6
VIII	Raw Hides and Skins, Leather and Articles Thereof; Saddlery and Harness; Travel Goods, Handbags nad Similar Containers; Articles of Animal Gut	166.3	0.2	208.2	0.3	25.2
IX	Wood and Articles of Wood; Wood Charcoal; Cork and Articles of Cork; Manufactures of Straw, of Esparto or Other Plaiting Materials; Basketware & Wickerwork	66.6	0.1	66.0	0.1	-1.0
X	Pulp of wood or of other fibrous cellulosic material; recovered (waste and scrap) paper or paperboard; paper and paperboard and articles thereof	979.2	1.5	967.7	1.4	-1.2
XI	Textiles & Textile Articles	15982.3	23.7	14902.6	22.1	-6.8
XII	Footwear,Hradgear, Umbrellas, Sun Umbrellas, Walking Sticks, Seat-Sticks, Whips, Riding-Crops and Parts Thereof Etc	250.5	0.4	277.3	0.4	10.7
XIII	Articles of Stone, Plaster, Cement, Asbestos, Mica or Similar Materials; Ceramic Products; Glass and Glassware	208.3	0.3	201.3	0.3	-3.4

Table-2.6 contd.

In Million USD

Section no.	Commodity section	2024-25		2025-26		Growth
		Amount	Share (%)	Amount	Share (%)	
XIV	Natural or Cultured Pearls, Precious or Semiprecious Stones, Precious Metals, Metals Clad with Precious Metal and Articles Thereof; Imitation Jewellery; Coin	5.3	0.0	6.9	0.0	29.3
XV	Base Metals & Articles of Base Metal	4946.5	7.3	4582.8	6.8	-7.4
XVI	Machinery and mechanical appliances; electrical equipment; parts thereof; soundrecorders and reproducers, television image and soundrecorders and reproducers; and parts and accessories of such articles	6889.3	10.2	6816.4	10.1	-1.1
XVII	Vehicales, Aircraft, Vessels and Associated Transport Equipment	1853.2	2.8	1832.6	2.7	-1.1
XVIII	Optical, Photographic, Cinematographic, Measuring, Checking, Precision, Medical Orsurgical Instruments and Apparatus; Clocks and Watches; Musical Instruments; Parts and Accessories Thereof	515.2	0.8	543.8	0.8	5.6
XIX	Arms and Ammunition; Parts and Accessories Thereof	130.1	0.2	73.7	0.1	-43.4
XX	Miscellaneous Manufactured Articles	510.9	0.8	501.9	0.7	-1.8
XXI	Works of Art, Collectors Pieces and Antiques	1.9	0.0	0.7	0.0	-64.7
B.	Other unclassified imports	146.5	-	148.4	-	1.29
Grand total : (A+B)		**67475.3**	**-**	**67547.6**	**-**	**0.11**
	of which EPZ	3394.5	-	3736.5	-	10.08

Note: Goods import payments for govt. project and import payments of Rooppur nuclear power plant project are included from FY25 (Source: CCI&E and Rooppur nuclear power plant project).

Figure 2.1 Share of Commodity Section for Import Payments of FY26 (In Percent)

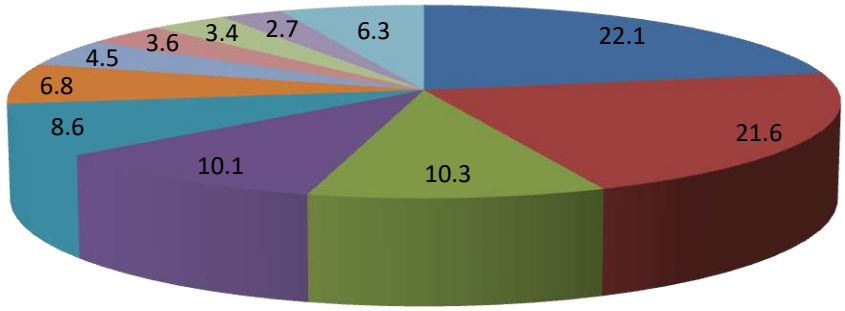

- Textiles & Textile Articles
- Mineral Products
- Products of the Chemical or Allied Industries
- Machinery and mechanical appliances; electrical equipment; parts thereof; soundrecorders and reproducers, television image and soundrecorders and reproducers; and parts and accessories of such articles
- Vegetable Products
- Base Metals & Articles of Base Metal
- Plastics & Rubber Articles Thereof
- Animal or vegetable fats and oils and their cleavage products; prepared edible fats; animal or vegetable waxes
- Prepared foodstuffs; Beverages, Spirits and vineger; Tobacco and manufactured tobacco substitues
- Vehicales, Aircraft, Vessels and Associated Transport Equipment
- Other Section

2.2.3 Country/commodity wise import payments

Table 2.7: Country/commodity wise import payments

	Country / commodity	2024-25			2025-26		
		Amount (In crore BDT)	**Amount (In million USD)**	**Share (%)**	**Amount (In crore BDT)**	**Amount (In million USD)**	**Share (%)**
A.	Import payments (Cash with EPZ, buyer's credit, IDB/ITFC loan, loans & grants)	813750.0	67328.8		824400.7	67399.3	
	of which goods import payments for govt. project	11440.2	948.9		8443.7	689.9	
			(100)			(100)	
1	**People's Republic of China**	**219889.0**	**18195.8 (27)**	**100.0**	**231373.2**	**18917.6 (28.1)**	**100.0**
1	Nuclear reactors, boilers, machinery and mechanical appliances; parts thereof	24309.6	2012.2	11.1	25164.3	2057.6	10.9
2	Cotton	26165.1	2164.9	11.9	24820.7	2029.5	10.7
3	Electrical machinery and equipment and parts thereof; sound recorders and reproducers, television imageand sound recorders and reproducers and parts and accessories of such articles	21340.8	1767.8	9.7	22812.7	1865.1	9.9
4	Knitted or crocheted fabrics	20016.6	1656.7	9.1	20778.7	1699.3	9.0
5	Man-made staple fibres	15361.8	1270.4	7.0	14906.9	1218.8	6.4
6	Man-made filaments	16035.3	1326.9	7.3	14787.0	1209.0	6.4
7	Plastics and articles thereof	10879.1	899.4	4.9	13241.0	1082.3	5.7
8	Iron and Steel	8248.7	682.7	3.8	7843.7	641.3	3.4
9	Organic chemicals	6361.4	526.6	2.9	7776.2	635.7	3.4
10	Mineral fuels, mineral oilsand products of their distillation bituminous substances; mineral waxes	5058.4	417.5	2.3	5162.2	421.8	2.2
11	Special woven fabrics; tufted text. Fabrics; lace; tapestries; trimmings; embroidery	4771.2	394.9	2.2	5017.3	410.2	2.2
12	Fertilisers	3124.3	260.0	1.4	4867.7	398.3	2.1
13	Miscellaneous chemical products	3794.3	313.8	1.7	4868.3	398.1	2.1
14	Other vegetable textile fibres; paper yarn etc.	5343.6	441.1	2.4	4649.5	380.0	2.0
15	Impregnated, coated, covered textile fabrics etc.	4321.9	357.4	2.0	4611.1	377.0	2.0
16	Paper and paperboard; articles of paper pulp, of paper or of paperboard	3917.2	324.1	1.8	4118.5	336.7	1.8
17	Miscellaneous manufactured articles	3560.8	294.8	1.6	3384.7	276.7	1.5

	Country / commodity	2024-25			2025-26		
		Amount (In crore BDT)	Amount (In million USD)	Share (%)	Amount (In crore BDT)	Amount (In million USD)	Share (%)
18	Inorganic chemicals; organic or inorganic compounds of precious metals, of rare-earth metals, of radioactive elements or of isotopes	2662.1	220.2	1.2	3374.1	275.8	1.5
19	Vehicles other than railway or tramway rollingstock, and parts and accessories thereof	2452.0	202.7	1.1	3045.9	249.2	1.3
20	Tanning or dyeing extracts; Tannins and their derivatives; Dyes, pigments and other colouring matter; Paints and varnishes; Putty and other mastics; Inks	2630.2	217.8	1.2	2541.2	207.8	1.1
21	Articles of Iron and Steel	2373.4	196.1	1.1	2289.8	187.3	1.0
22	Footwear, gaiters and the like; parts of such articles	2151.8	178.1	1.0	2239.1	183.1	1.0
23	Optical, photographic, cinematographic, measuring, checking, precision, medical orsurgical instruments and apparatus; parts and accessories thereof	1661.5	137.7	0.8	1853.9	151.6	0.8
24	Copper and Articles Thereof	1686.3	139.1	0.8	1840.8	150.4	0.8
25	Edible fruit nuts; peel of citrus fruit or melons	1429.7	118.2	0.6	1839.2	150.4	0.8
26	Salt; sulphur; earths and stone; plastering materials, lime and cement	289.5	23.9	0.1	1598.8	130.5	0.7
27	Rubber and articles thereof	1398.3	115.7	0.6	1576.6	128.9	0.7
28	Aluminium and Articles Thereof	1492.8	123.6	0.7	1520.5	124.3	0.7
29	Miscellaneous articles of base metal	1338.7	110.7	0.6	1396.5	114.2	0.6
30	Wadding, felt and nonwovens; special yarns etc.	1340.5	110.9	0.6	1388.8	113.6	0.6
31	Ships, boats and floating structures	496.9	41.5	0.2	1235.7	101.1	0.5
32	Glass and glassware	971.0	80.3	0.4	918.5	75.1	0.4
33	Wool, fine or coarse animal hair; woven fabric	880.0	72.8	0.4	890.3	72.8	0.4
34	Edible vegetable and certain roots and tubers	2215.5	183.8	1.0	876.4	71.7	0.4
35	Animal or vegetable fats and oils and their cleavage products; prepared edible fats; animal or vegetable waxes	30.4	2.5	0.0	865.5	70.7	0.4
36	Others	9778.7	808.9	4.5	11271.1	921.5	4.6

Country / commodity		2024-25			2025-26		
		Amount (In crore BDT)	Amount (In million USD)	Share (%)	Amount (In crore BDT)	Amount (In million USD)	Share (%)
2	**India**	**115532.8**	**9555.6 (14.2)**	**100.0**	**103316.8**	**8447.0 (12.5)**	**100.0**
1	Cotton	32766.4	2710.5	28.4	28311.2	2315.2	27.4
2	Mineral fuels, mineral oilsand products of their distillation bituminous substances; mineral waxes	8012.4	662.3	6.9	7318.8	597.3	7.1
3	Cereals	5779.4	474.4	5.0	7177.0	586.9	6.9
4	Vehicles other than railway or tramway rollingstock, and parts and accessories thereof	6284.1	519.2	5.4	6105.0	499.3	5.9
5	Organic chemicals	4334.5	359.1	3.8	4587.1	375.0	4.4
6	Nuclear reactors, boilers, machinery and mechanical appliances; parts	5083.9	420.6	4.4	4570.4	373.8	4.4
7	Coffee, tea, mate and spices	3880.4	320.9	3.4	3828.0	312.8	3.7
8	Tanning or dyeing extracts; Tannins and their derivatives; Dyes, pigments and other colouring matter; Paints and varnishes; Putty and other mastics; Inks	3858.0	319.4	3.3	3612.2	295.4	3.5
9	Residues and waste from the food industries; Prepared animal fodder	4212.4	348.8	3.7	3590.1	293.4	3.5
10	Salt; sulphur; earths and stone; plastering materials, lime and cement	2471.7	204.4	2.1	2550.8	208.5	2.5
11	Plastics and articles thereof	2991.8	247.8	2.6	2419.0	197.8	2.3
12	Iron and Steel	2633.8	218.1	2.3	2119.4	173.4	2.1
13	Miscellaneous chemical products	1948.9	161.3	1.7	2070.4	169.3	2.0
14	Edible vegetable and certain roots and tubers	4910.7	408.3	4.3	1909.2	156.2	1.8
15	Rubber and articles thereof	1599.3	132.2	1.4	1728.2	141.3	1.7
16	Aluminium and Articles Thereof	2278.8	188.3	2.0	1643.4	134.5	1.6
17	Articles of Iron and Steel	2022.2	166.9	1.7	1503.9	123.2	1.5
18	Electrical machinery and equipment and parts thereof; sound recorders and reproducers, television imageand sound recorders and reproducers and parts and accessories of such articles	1564.2	129.5	1.4	1469.7	120.1	1.4
19	Sugars and sugar confectionery	1821.4	150.7	1.6	1264.3	103.4	1.2
20	Man-made filaments	1200.6	99.4	1.0	1223.7	100.1	1.2
21	Man-made staple fibres	1440.3	119.3	1.2	1114.7	91.1	1.1

Country / commodity		2024-25			2025-26		
		Amount (In crore BDT)	Amount (In million USD)	Share (%)	Amount (In crore BDT)	Amount (In million USD)	Share (%)
22	Inorganic chemicals; organic or inorganic compounds of precious metals, of rare-earth metals, of radioactive elements or of isotopes	1267.9	105.1	1.1	1044.6	85.4	1.0
23	Paper and paperboard; articles of paper pulp, of paper or of paperboard	1059.6	87.7	0.9	1015.2	83.0	1.0
24	Knitted or crocheted fabrics	1069.2	88.4	0.9	1007.6	82.4	1.0
25	Edible fruit nuts; peel of citrus fruit or melons	864.8	71.3	0.7	869.7	71.1	0.8
26	Oil seeds and oleaginous fruits; miscellaneous grains; seeds and fruit;	733.1	60.6	0.6	868.7	71.0	0.8
27	Lead and articles thereof	1153.5	95.2	1.0	774.6	63.3	0.7
28	Ores, slag and ash	696.2	57.6	0.6	770.6	63.0	0.7
29	Soap, organic surf-active agents, lubricating etc.	755.8	62.6	0.7	703.3	57.5	0.7
30	Others	6837.6	565.7	5.9	6146.0	502.5	6.1
3	**Indonesia**	**43335.1**	**3579.0 (5.3)**	**100.0**	**48160.3**	**3938.2 (5.8)**	**100.0**
1	Animal or vegetable fats and oils and their cleavage products; prepared edible fats; animal or vegetable waxes	15231.4	1256.0	35.1	18549.8	1517.1	38.5
2	Mineral fuels, mineral oilsand products of their distillation bituminous	15921.0	1315.4	36.8	17314.2	1415.5	35.9
3	Salt; sulphur; earths and stone; plastering materials, lime and cement	2816.3	232.8	6.5	2568.7	210.1	5.3
4	Pulp of wood or of other fibrous cellulosic meterial; Recovered (Waste	1595.9	131.6	3.7	1727.8	141.2	3.6
5	Man-made staple fibres	2061.2	170.7	4.8	1490.4	122.0	3.1
6	Edible fruit nuts; peel of citrus fruit or melons	395.0	32.5	0.9	937.0	76.7	1.9
7	Cotton	985.5	81.6	2.3	714.0	58.4	1.5
8	Oil seeds and oleaginous fruits; miscellaneous grains; seeds and fruit;	261.4	21.6	0.6	672.1	54.9	1.4
9	Organic chemicals	369.5	30.6	0.9	504.6	41.3	1.0
10	Miscellaneous chemical products	479.5	39.7	1.1	425.5	34.8	0.9
11	Miscellaneous manufactured articles	404.9	33.6	0.9	329.5	27.0	0.7
12	Copper and Articles Thereof	227.7	18.9	0.5	305.9	25.0	0.6
13	Vehicles other than railway or tramway rollingstock, and parts and accessories	197.9	16.3	0.5	286.6	23.4	0.6

	Country / commodity	2024-25			2025-26		
		Amount (In crore BDT)	Amount (In million USD)	Share (%)	Amount (In crore BDT)	Amount (In million USD)	Share (%)
14	Tanning or dyeing extracts; Tannins and their derivatives; Dyes, pigments and other colouring matter; Paints and varnishes; Putty and other mastics; Inks	295.3	24.5	0.7	282.8	23.1	0.6
15	Plastics and articles thereof	256.2	21.3	0.6	181.5	14.8	0.4
16	Man-made filaments	276.9	22.9	0.6	176.1	14.4	0.4
17	Inorganic chemicals; organic or inorganic compounds of precious	72.5	6.0	0.2	161.9	13.2	0.3
18	Paper and paperboard; articles of paper pulp, of paper or of paperboard	200.9	16.6	0.5	158.5	13.0	0.3
19	Soap, organic surf-active agents, lubricating etc.	133.1	11.0	0.3	141.8	11.6	0.3
20	Others	1153.0	95.4	2.5	1231.4	100.7	2.7
4	**United states of America (USA)**	**32823.4**	**2716.0 (4)**	**100.0**	**43979.9**	**3594.4 (5.3)**	**100.0**
1	Mineral fuels, mineral oilsand products of their distillation bituminous substances; mineral waxes	9413.1	778.2	28.7	19488.8	1592.2	44.3
2	Oil seeds and oleaginous fruits; miscellaneous grains; seeds and fruit; industrial or medicinal plants; straw and fodder	4139.3	341.5	12.6	6316.0	516.6	14.4
3	Cotton	2835.0	234.5	8.6	4378.1	357.8	10.0
4	Iron and Steel	7433.9	617.5	22.7	4023.7	329.1	9.2
5	Cereals	37.5	3.2	0.1	2414.1	197.2	5.5
6	Residues and waste from the food industries; Prepared animal fodder	927.7	76.6	2.8	1224.8	100.1	2.8
7	Optical, photographic, cinematographic, measuring, checking, precision, medical orsurgical instruments and apparatus; parts and	988.7	81.8	3.0	894.9	73.2	2.0
8	Plastics and articles thereof	638.5	52.8	1.9	769.3	62.9	1.7
9	Nuclear reactors, boilers, machinery and mechanical appliances; parts	1002.5	83.1	3.1	768.5	62.9	1.7
10	Electrical machinery and equipment and parts thereof; sound recorders and reproducers, television imageand sound recorders and reproducers and parts and	794.5	65.7	2.4	683.9	55.9	1.6
11	Paper and paperboard; articles of paper pulp, of paper or of paperboard	400.8	33.2	1.2	428.1	35.0	1.0

	Country / commodity	2024-25			2025-26		
		Amount (In crore BDT)	Amount (In million USD)	Share (%)	Amount (In crore BDT)	Amount (In million USD)	Share (%)
12	Miscellaneous chemical products	222.7	18.4	0.7	347.1	28.4	0.8
13	Pulp of wood or of other fibrous cellulosic meterial; Recovered (Waste and scrap) paper or paperboard	285.2	23.6	0.9	308.0	25.2	0.7
14	Pharmaceutical products	287.6	23.8	0.9	253.0	20.7	0.6
15	Organic chemicals	68.9	5.7	0.2	187.2	15.3	0.4
16	Essential oils & resinoids; Perfum, cosmetic or toilet preperations	74.7	6.2	0.2	181.9	14.9	0.4
17	Products of animal origin, not elsewhere specified orincluded	178.5	14.7	0.5	164.6	13.4	0.4
18	Inorganic chemicals; organic or inorganic compounds of precious metals, of rare-earth metals, of radioactive elements or of isotopes	172.5	14.3	0.5	162.5	13.3	0.4
19	Others	2921.8	241.3	9.0	985.4	80.6	2.1
5	**Singapore**	**34951.5**	**2895.7 (4.3)**	**100.0**	**39117.6**	**3195.8 (4.7)**	**100.0**
1	Mineral fuels, mineral oilsand products of their distillation bituminous substances; mineral waxes	27346.1	2266.2	78.3	31069.0	2538.0	79.4
2	Iron and Steel	2102.0	173.8	6.0	2841.1	232.2	7.3
3	Plastics and articles thereof	629.9	52.2	1.8	814.2	66.6	2.1
4	Organic chemicals	661.1	54.8	1.9	541.2	44.3	1.4
5	Miscellaneous edible preparations	579.7	48.0	1.7	537.1	43.9	1.4
6	Nuclear reactors, boilers, machinery and mechanical appliances; parts thereof	287.4	23.8	0.8	421.7	34.5	1.1
7	Miscellaneous chemical products	746.0	61.9	2.1	413.1	33.8	1.1
8	Residues and waste from the food industries; Prepared animal fodder	220.0	18.2	0.6	268.8	22.0	0.7
9	Ships, boats and floating structures	110.8	9.2	0.3	251.2	20.5	0.6

	Country / commodity	2024-25			2025-26		
		Amount (In crore BDT)	Amount (In million USD)	Share (%)	Amount (In crore BDT)	Amount (In million USD)	Share (%)
10	Tanning or dyeing extracts; Tannins and their derivatives; Dyes, pigments and other colouring matter; Paints and varnishes; Putty and other mastics; Inks	230.2	19.1	0.7	230.1	18.8	0.6
11	Essential oils & resinoids; Perfum, cosmetic or toilet preperations	252.0	20.8	0.7	216.0	17.7	0.6
12	Dairy produce; bird's eggs; natural honey; Edible products of animal origin, not elsewhere specified or included.	195.1	16.1	0.6	183.0	15.0	0.5
13	Optical, photographic, cinematographic, measuring, checking, precision, medical orsurgical instruments and apparatus; parts and accessories thereof	154.4	12.8	0.4	182.6	14.9	0.5
14	Animal or vegetable fats and oils and their cleavage products; prepared edible fats; animal or vegetable waxes	276.2	22.8	0.8	136.4	11.1	0.3
15	Electrical machinery and equipment and parts thereof; sound recorders and reproducers, television imageand sound recorders and reproducers and parts and accessories of such articles	125.2	10.4	0.4	134.4	11.0	0.3
16	Others	1035.4	85.6	2.9	877.7	71.7	2.1
6	**Brazil**	**31909.7**	**2637.9 (3.9)**	**100.0**	**36025.8**	**2943.9 (4.4)**	**100.0**
1	Cotton	8620.8	711.3	27.0	11395.1	931.1	31.6
2	Sugars and sugar confectionery	10271.5	848.4	32.2	9300.8	760.5	25.8
3	Oil seeds and oleaginous fruits; miscellaneous grains; seeds and fruit; industrial or medicinal plants; straw and fodder	4117.0	342.1	13.0	5156.8	420.7	14.3
4	Cereals	3183.8	263.9	10.0	4054.6	331.8	11.3
5	Residues and waste from the food	2113.2	174.6	6.6	3438.9	280.9	9.5
6	Animal or vegetable fats and oils and their cleavage products; prepared edible	2309.2	190.5	7.2	1482.4	121.0	4.1
7	Iron and Steel	645.0	53.6	2.0	527.5	43.1	1.5
8	Pharmaceutical products	186.5	15.4	0.6	184.8	15.1	0.5

	Country / commodity	2024-25			2025-26		
		Amount (In crore BDT)	Amount (In million USD)	Share (%)	Amount (In crore BDT)	Amount (In million USD)	Share (%)
9	Pulp of wood or of other fibrous cellulosic meterial; Recovered (Waste and scrap) paper or paperboard	81.6	6.7	0.3	144.5	11.8	0.4
10	Raw hides and skins and leather	101.2	8.4	0.3	75.3	6.2	0.2
11	Man-made filaments	39.7	3.3	0.1	48.1	3.9	0.1
12	Salt; sulphur; earths and stone; plastering materials, lime and cement	50.2	4.2	0.2	45.5	3.7	0.1
13	Paper and paperboard; articles of paper pulp, of paper or of paperboard	40.5	3.3	0.1	31.3	2.6	0.1
14	Coffee, tea, mate and spices	9.3	0.8	0.0	26.4	2.2	0.1
15	Nuclear reactors, boilers, machinery and mechanical appliances; parts thereof	26.7	2.2	0.1	25.1	2.1	0.1
16	Others	113.7	9.4	0.3	88.7	7.3	0.3
7	**Malaysia**	**27692.8**	**2293.0 (3.4)**	**100.0**	**28677.5**	**2343.5 (3.5)**	**100.0**
1	Mineral fuels, mineral oilsand products of their distillation bituminous substances; mineral waxes	16099.1	1332.0	58.1	20063.4	1639.1	69.9
2	Animal or vegetable fats and oils and their cleavage products; prepared edible fats; animal or vegetable waxes	4278.2	355.4	15.5	1544.5	126.3	5.4
3	Plastics and articles thereof	1283.0	106.2	4.6	1052.9	86.1	3.7
4	Iron and Steel	810.3	67.1	2.9	996.2	81.4	3.5
5	Nuclear reactors, boilers, machinery and mechanical appliances; parts thereof	694.5	57.6	2.5	601.5	49.2	2.1
6	Organic chemicals	382.5	31.7	1.4	525.9	43.0	1.8
7	Rubber and articles thereof	423.7	35.1	1.5	380.1	31.1	1.3
8	Miscellaneous chemical products	403.7	33.4	1.5	353.2	28.9	1.2
9	Salt; sulphur; earths and stone; plastering materials, lime and cement	394.4	32.6	1.4	342.8	28.0	1.2
10	Man-made staple fibres	326.4	27.1	1.2	290.9	23.8	1.0
11	Preparations of cereals, flour, starch or milk; pastry cooks' products	192.3	15.9	0.7	289.4	23.7	1.0
12	Paper and paperboard; articles of paper pulp, of paper or of paperboard	216.7	17.9	0.8	283.8	23.2	1.0

	Country / commodity	2024-25			2025-26		
		Amount (In crore BDT)	Amount (In million USD)	Share (%)	Amount (In crore BDT)	Amount (In million USD)	Share (%)
13	Knitted or crocheted fabrics	165.8	13.7	0.6	268.9	22.0	0.9
14	Electrical machinery and equipment and parts thereof; sound recorders and reproducers, television imageand sound recorders and reproducers and parts and accessories of such articles	318.1	26.4	1.2	189.0	15.4	0.7
15	Aluminium and Articles Thereof	120.7	9.9	0.4	166.0	13.6	0.6
16	Dairy produce; bird's eggs; natural honey; Edible products of animal origin, not elsewhere specified or	131.9	10.9	0.5	117.8	9.6	0.4
17	Cotton	207.1	17.2	0.8	104.7	8.6	0.4
18	Others	1244.1	103.0	4.4	1106.8	90.5	3.9
8	**Japan**	**22663.1**	**1874.5 (2.8)**	**100.0**	**23931.3**	**1956.3 (2.9)**	**100.0**
1	Iron and Steel	8327.2	688.5	36.7	10163.8	830.9	42.5
2	Vehicles other than railway or tramway rollingstock, and parts and accessories thereof	3520.1	291.0	15.5	3597.0	294.1	15.0
3	Ships, boats and floating structures	3487.3	288.8	15.4	3022.0	246.8	12.6
4	Nuclear reactors, boilers, machinery and mechanical appliances; parts thereof	2503.9	207.0	11.0	1964.4	160.6	8.2
5	Mineral fuels, mineral oilsand products of their distillation bituminous substances; mineral waxes	605.6	49.6	2.6	831.4	68.1	3.5
6	Man-made staple fibres	391.6	32.6	1.7	496.1	40.5	2.1
7	Man-made filaments	384.6	31.8	1.7	427.5	35.0	1.8
8	Optical, photographic, cinematographic, measuring, checking, precision, medical orsurgical instruments and apparatus; parts and accessories thereof	427.5	35.4	1.9	401.5	32.8	1.7
9	Impregnated, coated, covered textile fabrics etc.	229.0	19.0	1.0	346.9	28.4	1.4
10	Plastics and articles thereof	247.5	20.5	1.1	293.6	24.0	1.2
11	Prepared feathers and down and articles made of feathers; artificila flowers; articles of human hair	215.1	17.8	1.0	271.5	22.2	1.1
12	Miscellaneous manufactured articles	244.3	20.2	1.1	225.2	18.4	0.9
13	Photographic or cinematographic goods	228.5	19.0	1.0	206.0	16.8	0.9

	Country / commodity	2024-25			2025-26		
		Amount (In crore BDT)	Amount (In million USD)	Share (%)	Amount (In crore BDT)	Amount (In million USD)	Share (%)
14	Electrical machinery and equipment and parts thereof; sound recorders and reproducers, television imageand sound recorders and reproducers and parts and accessories of such articles	191.0	15.8	0.8	166.9	13.7	0.7
15	Others	1659.8	137.5	7.5	1517.5	124.1	14.3
9	**Qatar**	**25767.1**	**2133.9 (3.2)**	**100.0**	**19728.9**	**1614.1 (2.4)**	**100.0**
1	Mineral fuels, mineral oilsand products of their distillation bituminous substances; mineral waxes	23334.9	1932.1	90.5	19228.0	1573.1	97.5
2	Plastics and articles thereof	592.4	49.1	2.3	495.6	40.6	2.5
3	Paper and paperboard; articles of paper pulp, of paper or of paperboard	5.5	0.5	0.0	3.3	0.3	0.0
4	Others	1834.3	152.3	7.2	2.0	0.2	0.0
10	**Saudi Arabia**	**19947.9**	**1650.4 (2.5)**	**100.0**	**19036.4**	**1556.1 (2.3)**	**100.0**
1	Mineral fuels, mineral oilsand products of their distillation bituminous substances; mineral waxes	7521.8	622.6	37.7	7115.5	581.2	37.4
2	Fertilisers	6317.3	522.1	31.6	6171.7	504.7	32.4
3	Plastics and articles thereof	4805.0	397.8	24.1	4248.2	347.4	22.3
4	Miscellaneous chemical products	361.1	29.9	1.8	398.0	32.5	2.1
5	Organic chemicals	276.6	22.8	1.4	353.2	28.9	1.9
6	Residues and waste from the food industries; Prepared animal fodder	387.7	32.2	2.0	311.4	25.5	1.6
7	Salt; sulphur; earths and stone; plastering materials, lime and cement	97.9	8.1	0.5	190.5	15.6	1.0
8	Edible fruit nuts; peel of citrus fruit or melons	86.4	7.1	0.4	147.7	12.1	0.8
9	Aluminium and Articles Thereof	7.4	0.6	0.0	27.3	2.2	0.1
10	Others	86.9	7.2	0.5	72.8	6.0	0.4

	Country / commodity	2024-25			2025-26		
		Amount (In crore BDT)	Amount (In million USD)	Share (%)	Amount (In crore BDT)	Amount (In million USD)	Share (%)
11	**Korea, Republic of**	**14367.5**	**1187.3 (1.8)**	**100.0**	**16850.2**	**1377.3 (2)**	**100.0**
1	Mineral fuels, mineral oilsand products of their distillation bituminous substances; mineral waxes	2270.6	186.9	15.7	5519.8	450.7	32.7
2	Ships, boats and floating structures	2389.5	196.3	16.5	1648.5	134.9	9.8
3	Iron and Steel	1487.4	123.2	10.4	1617.5	132.3	9.6
4	Plastics and articles thereof	1657.9	137.5	11.6	1428.8	116.8	8.5
5	Nuclear reactors, boilers, machinery and mechanical appliances; parts	960.0	79.5	6.7	1040.8	85.1	6.2
6	Tanning or dyeing extracts; Tannins and their derivatives; Dyes, pigments	607.4	50.3	4.2	601.3	49.2	3.6
7	Impregnated, coated, covered textile fabrics etc.	430.4	35.6	3.0	506.3	41.4	3.0
8	Miscellaneous chemical products	277.8	23.0	1.9	422.6	34.5	2.5
9	Organic chemicals	419.1	34.8	2.9	380.8	31.1	2.3
10	Copper and Articles Thereof	31.2	2.6	0.2	376.5	30.8	2.2
11	Paper and paperboard; articles of paper pulp, of paper or of paperboard	370.3	30.6	2.6	354.8	29.0	2.1
12	Man-made filaments	363.5	30.1	2.5	321.3	26.3	1.9
13	Electrical machinery and equipment and parts thereof; sound recorders and reproducers, television imageand sound recorders and reproducers and parts and	792.2	66.0	5.6	279.8	22.9	1.7
14	Others	2310.2	191.1	16.2	2351.4	192.3	13.9
12	**Australia**	**14835.8**	**1227.0 (1.8)**	**100.0**	**16684.8**	**1364.4 (2)**	**100.0**
1	Edible vegetable and certain roots and tubers	4540.6	374.3	30.5	4078.1	333.4	24.4
2	Mineral fuels, mineral oilsand products of their distillation bituminous substances; mineral waxes	199.6	16.5	1.3	3728.6	304.6	22.3
3	Cotton	2957.7	244.9	20.0	2717.7	222.6	16.3
4	Iron and Steel	2614.7	216.5	17.6	2720.7	222.4	16.3
5	Oil seeds and oleaginous fruits; miscellaneous grains; seeds and fruit; industrial or medicinal plants; straw and fodder	1709.0	141.7	11.5	858.8	70.3	5.2
6	Zinc and articles thereof	467.9	38.6	3.1	563.7	46.1	3.4

	Country / commodity	2024-25			2025-26		
		Amount (In crore BDT)	Amount (In million USD)	Share (%)	Amount (In crore BDT)	Amount (In million USD)	Share (%)
7	Aluminium and Articles Thereof	87.4	7.3	0.6	484.7	39.5	2.9
8	Cereals	215.7	17.7	1.4	404.8	33.2	2.4
9	Copper and Articles Thereof	1051.9	87.6	7.1	329.9	27.0	2.0
10	Paper and paperboard; articles of paper pulp, of paper or of paperboard	521.3	43.1	3.5	317.0	25.9	1.9
11	Dairy produce; bird's eggs; natural honey; Edible products of animal origin, not elsewhere specified or	128.2	10.6	0.9	113.1	9.3	0.7
12	Preparations of cereals, flour, starch or milk; pastry cooks' products	48.5	4.0	0.3	89.2	7.3	0.5
13	Tanning or dyeing extracts; Tannins and their derivatives; Dyes, pigments and other colouring matter; Paints and varnishes; Putty and other mastics; Inks	77.1	6.4	0.5	72.2	5.9	0.4
14	Essential oils & resinoids; Perfum, cosmetic or toilet preperations	33.1	2.7	0.2	26.4	2.2	0.2
15	Others	183.2	15.2	1.5	179.9	14.7	1.1
13	**United Arab Emirates (UAE)**	**18397.0**	**1521.9 (2.3)**	**100.0**	**14213.0**	**1162.0 (1.7)**	**100.0**
1	Mineral fuels, mineral oilsand products of their distillation bituminous substances; mineral waxes	12653.6	1046.6	68.8	9485.0	775.2	66.7
2	Plastics and articles thereof	1538.8	127.4	8.4	1262.5	103.3	8.9
3	Salt; sulphur; earths and stone; plastering materials, lime and cement	1084.9	89.8	5.9	942.8	77.1	6.6
4	Fertilisers	803.8	66.6	4.4	454.0	37.2	3.2
5	Edible fruit nuts; peel of citrus fruit or melons	300.9	24.7	1.6	380.0	31.1	2.7
6	Nuclear reactors, boilers, machinery and mechanical appliances; parts	168.6	14.0	0.9	294.7	24.1	2.1
7	Copper and Articles Thereof	325.4	27.1	1.8	246.7	20.2	1.7
8	Cereals	12.2	1.0	0.1	188.7	15.4	1.3
9	Iron and Steel	341.3	28.3	1.9	128.3	10.5	0.9
10	Residues and waste from the food industries; Prepared animal fodder	283.6	23.4	1.5	103.0	8.4	0.7
11	Articles of Iron and Steel	93.2	7.7	0.5	90.8	7.4	0.6

Country / commodity		2024-25			2025-26		
		Amount (In crore BDT)	Amount (In million USD)	Share (%)	Amount (In crore BDT)	Amount (In million USD)	Share (%)
12	Oil seeds and oleaginous fruits; miscellaneous grains; seeds and fruit; industrial or medicinal plants; straw and fodder	44.0	3.6	0.2	58.4	4.8	0.4
13	Electrical machinery and equipment and parts thereof; sound recorders and	39.0	3.2	0.2	58.4	4.8	0.4
14	Miscellaneous chemical products	71.2	5.9	0.4	52.0	4.3	0.4
15	Aluminium and Articles Thereof	29.8	2.5	0.2	50.8	4.2	0.4
16	Tanning or dyeing extracts; Tannins and their derivatives; Dyes, pigments and other colouring matter; Paints and varnishes; Putty and other mastics; Inks	51.3	4.2	0.3	43.1	3.5	0.3
17	Edible vegetable and certain roots and tubers	124.2	10.2	0.7	31.6	2.6	0.2
18	Aircraft, spacecraft and parts thereof	6.1	0.5	0.0	25.8	2.1	0.2
19	Vehicles other than railway or tramway rollingstock, and parts and accessories thereof	10.5	0.9	0.1	24.1	2.0	0.2
20	Others	414.6	34.3	2.1	292.2	23.9	2.1
14	**Argentina**	**9505.3**	**784.7 (1.2)**	**100.0**	**12112.8**	**989.4 (1.5)**	**100.0**
1	Animal or vegetable fats and oils and their cleavage products; prepared edible fats; animal or vegetable waxes	6773.4	558.3	71.1	5545.5	453.3	45.8
2	Cereals	1731.3	142.5	18.2	5523.6	450.8	45.6
3	Residues and waste from the food	817.8	68.7	8.8	504.0	41.3	4.2
4	Organic chemicals	5.4	0.4	0.1	61.8	5.0	0.5
5	Cotton	58.0	4.8	0.6	56.9	4.6	0.5
6	Pharmaceutical products	2.8	0.2	0.0	26.3	2.2	0.2
7	Tanning or dyeing extracts; Tannins and their derivatives; Dyes, pigments	16.9	1.4	0.2	18.6	1.5	0.2
8	Inorganic chemicals; organic or	6.9	0.6	0.1	6.8	0.6	0.1
9	Raw hides and skins and leather	13.1	1.1	0.1	6.0	0.5	0.0
10	Others	79.7	6.7	0.8	363.3	29.6	2.9

Country / commodity		2024-25			2025-26		
		Amount (In crore BDT)	Amount (In million USD)	Share (%)	Amount (In crore BDT)	Amount (In million USD)	Share (%)
15	**Canada**	**9263.1**	**766.5 (1.1)**	**100.0**	**11845.9**	**968.7 (1.4)**	**100.0**
1	Cereals	3677.8	304.1	39.7	5643.4	461.5	47.6
2	Oil seeds and oleaginous fruits; miscellaneous grains; seeds and fruit; industrial or medicinal plants; straw and fodder	2246.0	185.0	24.1	2461.8	201.1	20.8
3	Edible vegetable and certain roots and tubers	1788.3	148.6	19.4	1701.1	139.0	14.4
4	Fertilisers	996.7	82.9	10.8	1674.7	137.2	14.2
5	Plastics and articles thereof	88.3	7.3	1.0	100.8	8.2	0.9
6	Nuclear reactors, boilers, machinery and mechanical appliances; parts thereof	26.6	2.2	0.3	48.5	4.0	0.4
7	Electrical machinery and equipment and parts thereof; sound recorders and	137.0	11.3	1.5	46.2	3.8	0.4
8	Iron and Steel	151.7	12.6	1.6	39.1	3.2	0.3
9	Pulp of wood or of other fibrous cellulosic meterial; Recovered (Waste and scrap) paper or paperboard	22.5	1.9	0.2	27.4	2.2	0.2
10	Optical, photographic, cinematographic, measuring, checking, precision, medical orsurgical instruments and apparatus; parts and accessories thereof	13.8	1.1	0.1	16.4	1.3	0.1
11	Others	114.5	9.5	1.3	86.6	7.1	0.7
16	**Thailand**	**9459.1**	**782.8 (1.2)**	**100.0**	**10968.9**	**896.9 (1.3)**	**100.0**
1	Mineral fuels, mineral oilsand products of their distillation bituminous substances; mineral waxes	326.5	27.0	3.4	1901.4	155.6	17.4
2	Salt; sulphur; earths and stone; plastering materials, lime and cement	1621.1	134.1	17.1	1636.9	133.8	14.9
3	Plastics and articles thereof	1297.0	107.4	13.7	1154.3	94.4	10.5
4	Man-made staple fibres	994.2	82.3	10.5	798.2	65.3	7.3
5	Nuclear reactors, boilers, machinery and mechanical appliances; parts	503.1	41.6	5.3	666.0	54.5	6.1
6	Man-made filaments	518.5	42.8	5.5	492.4	40.2	4.5

	Country / commodity	2024-25			2025-26		
		Amount (In crore BDT)	Amount (In million USD)	Share (%)	Amount (In crore BDT)	Amount (In million USD)	Share (%)
7	Residues and waste from the food industries; Prepared animal fodder	220.0	18.2	2.3	315.3	25.8	2.9
8	Edible fruit nuts; peel of citrus fruit or melons	262.7	21.7	2.8	297.5	24.3	2.7
9	Cotton	318.7	26.3	3.4	287.7	23.5	2.6
10	Tanning or dyeing extracts; Tannins and their derivatives; Dyes, pigments and other colouring matter; Paints and varnishes; Putty and other mastics; Inks	332.1	27.5	3.5	267.0	21.8	2.4
11	Paper and paperboard; articles of paper pulp, of paper or of paperboard	229.4	19.0	2.4	253.3	20.7	2.3
12	Rubber and articles thereof	227.6	18.8	2.4	250.9	20.5	2.3
13	Vehicles other than railway or tramway rollingstock, and parts and accessories thereof	190.8	15.8	2.0	246.9	20.2	2.3
14	Organic chemicals	192.5	15.9	2.0	236.9	19.4	2.2
15	Sugars and sugar confectionery	119.7	9.8	1.3	227.9	18.6	2.1
16	Soap, organic surf-active agents, lubricating etc.	201.8	16.7	2.1	195.2	16.0	1.8
17	Albuminoidal substances; modified starches, glues, enzymes	211.9	17.6	2.2	184.4	15.1	1.7
18	Miscellaneous chemical products	249.8	20.7	2.6	173.2	14.2	1.6
19	Iron and Steel	196.3	16.3	2.1	151.8	12.4	1.4
20	Knitted or crocheted fabrics	214.4	17.7	2.3	133.2	10.9	1.2
21	Others	1031.0	85.4	11.1	1098.5	89.8	9.8
17	**Morocco**	**6470.3**	**534.3 (0.8)**	**100.0**	**10599.9**	**867.6 (1.3)**	**100.0**
1	Fertilisers	6196.2	511.5	95.7	10223.6	836.8	96.5
2	Inorganic chemicals; organic or inorganic compounds of precious metals, of rare-earth metals, of radioactive elements or of isotopes	107.2	8.9	1.7	238.4	19.5	2.2
3	Salt; sulphur; earths and stone; plastering materials, lime and cement	145.7	12.1	2.3	126.9	10.4	1.2
4	Pharmaceutical products	7.6	0.6	0.1	6.8	0.6	0.1
5	Plastics and articles thereof	7.4	0.6	0.1	3.0	0.2	0.0
6	Others	6.2	0.5	0.1	1.2	0.1	0.0

	Country / commodity	2024-25			2025-26		
		Amount (In crore BDT)	Amount (In million USD)	Share (%)	Amount (In crore BDT)	Amount (In million USD)	Share (%)
18	**Vietnam**	**11145.7**	**922.1 (1.4)**	**100.0**	**10569.9**	**864.4 (1.3)**	**100.0**
1	Cotton	2223.9	184.3	20.0	2004.3	163.9	19.0
2	Man-made filaments	1116.8	92.5	10.0	978.6	80.0	9.3
3	Raw hides and skins and leather	467.4	38.6	4.2	675.5	55.2	6.4
4	Electrical machinery and equipment	365.6	30.3	3.3	604.8	49.5	5.7
5	Knitted or crocheted fabrics	382.6	31.7	3.4	477.0	39.0	4.5
6	Plastics and articles thereof	558.9	46.4	5.0	458.8	37.5	4.3
7	Coffee, tea, mate and spices	289.8	24.0	2.6	363.6	29.7	3.4
8	Nuclear reactors, boilers, machinery and mechanical appliances; parts	389.7	32.2	3.5	362.9	29.7	3.4
9	Man-made staple fibres	324.3	26.8	2.9	339.6	27.8	3.2
10	Miscellaneous chemical products	211.1	17.5	1.9	192.1	15.7	1.8
11	Special woven fabrics; tufted text. Fabrics; lace; tapestries; trimmings; embroidery	150.2	12.4	1.3	153.9	12.6	1.5
12	Rubber and articles thereof	169.4	14.0	1.5	149.4	12.2	1.4
13	Paper and paperboard; articles of paper pulp, of paper or of paperboard	234.6	19.4	2.1	146.7	12.0	1.4
14	Others	4261.6	352.1	38.3	3662.6	299.5	34.7
19	**Taiwan: Province of China**	**10408.5**	**861.1 (1.3)**	**100.0**	**9932.7**	**812.3 (1.2)**	**100.0**
1	Plastics and articles thereof	2846.3	235.6	27.4	2553.1	208.8	25.7
2	Man-made filaments	1108.0	91.6	10.6	1070.9	87.6	10.8
3	Nuclear reactors, boilers, machinery and mechanical appliances; parts	939.7	77.8	9.0	916.9	75.0	9.2
4	Iron and Steel	891.0	73.8	8.6	851.3	69.7	8.6
5	Mineral fuels, mineral oilsand products of their distillation bituminous substances; mineral waxes	723.0	59.3	6.9	703.4	57.6	7.1
6	Knitted or crocheted fabrics	467.8	38.7	4.5	537.6	44.0	5.4
7	Impregnated, coated, covered textile fabrics etc.	453.5	37.5	4.3	430.3	35.2	4.3
8	Paper and paperboard; articles of paper pulp, of paper or of paperboard	388.7	32.2	3.7	385.7	31.5	3.9

	Country / commodity	2024-25			2025-26		
		Amount (In crore BDT)	Amount (In million USD)	Share (%)	Amount (In crore BDT)	Amount (In million USD)	Share (%)
9	Tanning or dyeing extracts; Tannins and their derivatives; Dyes, pigments and other colouring matter; Paints and varnishes; Putty and other mastics; Inks	340.9	28.2	3.3	344.7	28.2	3.5
10	Others	2249.5	186.3	21.7	2138.9	174.9	21.5
20	**Pakistan**	**9033.2**	**747.7 (1.1)**	**100.0**	**8273.9**	**676.5 (1)**	**100.0**
1	Cotton	6783.6	561.6	75.1	6858.1	560.9	82.9
2	Cereals	336.9	27.7	3.7	232.0	18.9	2.8
3	Salt; sulphur; earths and stone; plastering materials, lime and cement	536.6	44.5	6.0	165.1	13.5	2.0
4	Inorganic chemicals; organic or inorganic compounds of precious metals, of rare-earth metals, of radioactive elements or of isotopes	251.7	21.0	2.8	107.2	8.8	1.3
5	Residues and waste from the food industries; Prepared animal fodder	98.7	8.1	1.1	77.8	6.4	0.9
6	Man-made staple fibres	120.0	9.9	1.3	68.5	5.6	0.8
7	Tanning or dyeing extracts; Tannins and their derivatives; Dyes, pigments and other colouring matter; Paints and varnishes; Putty and other mastics; Inks	44.4	3.7	0.5	67.6	5.5	0.8
8	Aluminium and Articles Thereof	19.3	1.6	0.2	58.5	4.8	0.7
9	Articles of apparel & cloth accessories, not knitted/crocheted	56.7	4.7	0.6	55.2	4.5	0.7
10	Raw hides and skins and leather	71.6	5.9	0.8	54.1	4.4	0.7
11	Others	713.7	59.0	7.9	529.8	43.3	6.4
21	**Other countries**	**126352.2**	**10461.5 (15.5)**		**109001.0**	**8912.6 (13.2)**	
B.	Other unclassified imports	1772.0	146.5	-	1814.1	148.4	-
Grand total (A+B)		**815522.1**	**67475.3**	**-**	**826214.8**	**67547.6**	**-**
	of which EPZ	41043.3	3394.5	-	45697.7	3736.5	-

Note: 1. Figures in parenthesis represents % of each country's import payments.

2. Goods import payments for govt. project and import payments of Rooppur nuclear power plant project are included from FY25 (Source: CCI&E and Rooppur nuclear power plant project).

2.2.4 Country–wise import payments

The source country of imports during the year under review revealed that the People's Republic of China topped the list of suppliers, which earned USD 18917.6 million (28.1%) during FY26 compared to USD 18195.8 million (27.0%) during the preceding year.

The second highest seller was India, which supplied merchandise worth USD 8447.0 million (12.5%) during FY26 as compared to USD 9555.6 million (14.2%) during the previous year.

Next to India, the third highest seller was Indonesia, which supplied merchandise worth USD 3938.2 million (5.8%) during FY26 compared to USD 3579.0 million (5.3%) during the preceding year.

As the fourth supplier in order of rank, United States of America (USA) sold goods worth USD 3594.4 million (5.3%) during FY26 compared to USD 2716.0 million (4.0%) during the previous year.

The Singapore being the fifth supplier, sold goods worth USD 3195.8 million (4.7%) during FY26 compared to USD 2895.7 million (4.3%) in the previous year.

Brazil, Malaysia, Japan, Qatar, Saudi Arabia, Korea Republic of, Australia, United Arab Emirates (UAE), Argentina, Canada, Thailand, Morocco, Vietnam, Taiwan: Province of China and Pakistan followed in descending order of magnitude with respect to import payments and accounted for USD 2943.9 million (4.4%), USD 2343.5 million (3.5%), USD 1956.3 million (2.9%), USD 1614.1 million (2.4%), USD 1556.1 million (2.3%), USD 1377.3 million (2.0%), USD 1364.4 million (2.0%), USD 1162.0 million (1.7%), USD 989.4 million (1.5%), USD 968.7 million (1.4%), USD 896.9 million (1.3%), USD 867.6 million (1.3%), USD 864.4 million (1.3 %), USD 812.3 million (1.2%) and USD 676.5 million (1.0%) respectively.

The above 20 (twenty) countries are the 86.8 percent supplier of goods worth USD 58464.6 million compared to USD 56867.3 million (85.5%), the share of top 20 countries during the previous year.

Table 2.8 shows the import payments to the top 20 (twenty) countries to principal trading partner along with their percentage share during the FY26.

Table-2.8: Import payments of Bangladesh with top twenty countries (excluding other unclassified imports)

Sl.No.	Country	2025-26		
		In crore BDT	In million USD	Share (%)
1	People's Republic of China	231373.2	18917.6	28.1
2	India	103316.8	8447.0	12.5
3	Indonesia	48160.3	3938.2	5.8
4	United states of America (USA)	43979.9	3594.4	5.3
5	Singapore	39117.6	3195.8	4.7
6	Brazil	36025.8	2943.9	4.4
7	Malaysia	28677.5	2343.5	3.5
8	Japan	23931.3	1956.3	2.9
9	Qatar	19728.9	1614.1	2.4
10	Saudi Arabia	19036.4	1556.1	2.3
11	Korea, Republic of	16850.2	1377.3	2.0
12	Australia	16684.8	1364.4	2.0
13	United Arab Emirates (UAE)	14213.0	1162.0	1.7
14	Argentina	12112.8	989.4	1.5
15	Canada	11845.9	968.7	1.4
16	Thailand	10968.9	896.9	1.3
17	Morocco	10599.9	867.6	1.3
18	Vietnam	10569.9	864.4	1.3
19	Taiwan: Province of China	9932.7	812.3	1.2
20	Pakistan	8273.9	676.5	1.0
21	Other countries	109001.0	8912.6	13.2
Total		**824400.7**	**67399.3**	**100.0**

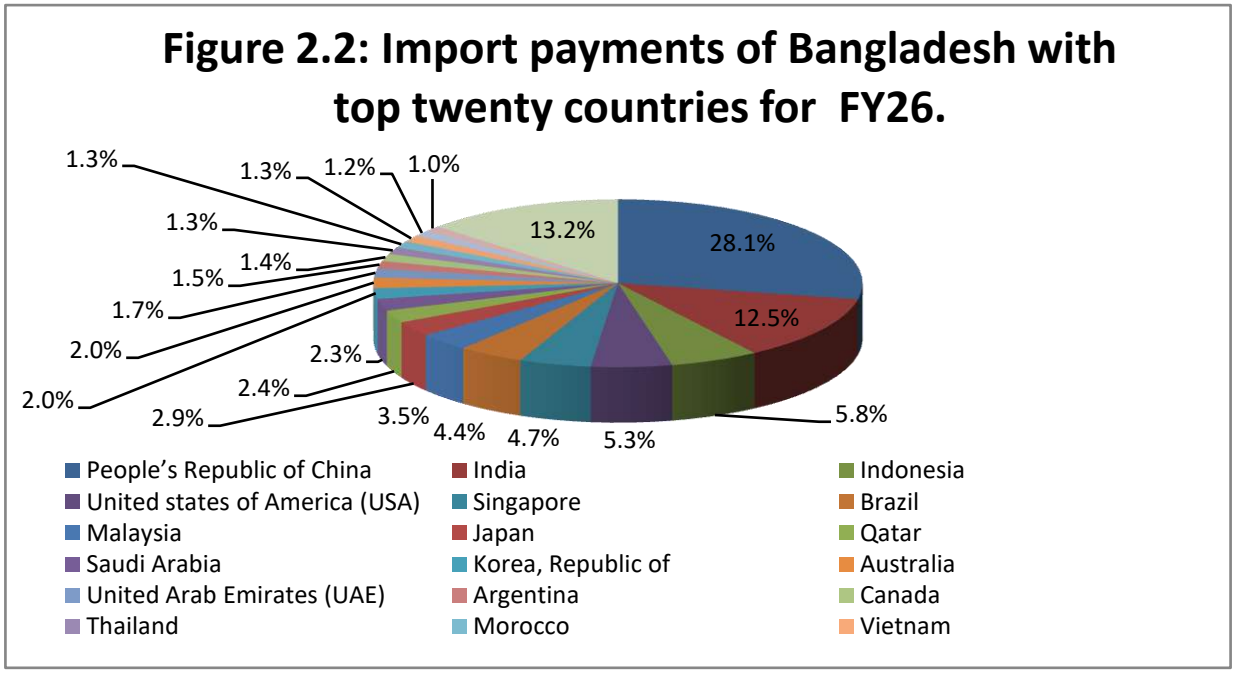

2.2.5 Import payments classified by bloc/group/community

The merchandise import payments under cash with EPZ, buyer's credit, loans and grants, IDB/ITFC loans excluding and unclassified imports, when classified by countries in a bloc/group/economic community, revealed that the G-20 topped the list, selling goods worth USD 50231.9 million (74.4 %) of the total import payments during the period under review compared to USD 48697.1 million (72.2 %) in the preceding year.

The second highest seller was the member countries of 'Other Asian Countries', which accounted for an amount of USD 23366.2 million (34.6%) during the year under review compared to USD 22538.1 million (33.4%) during the preceding year.

The third highest seller was the member countries of the Organisation of Islamic Conference (OIC), which accounted for an amount of USD 14955.9 million (22.1%) during the year under review compared to USD 15583.2 million (23.1%) during the preceding year.

The fourth highest seller was the member countries of the Association of South-East Asian Nations (ASEAN), which accounted for an amount of USD 11353.0 million (16.8%) during the year under review as against USD 10693.2 million (15.8%) during the preceding year.

Asian Clearing Unit (ACU), South Asian Association for Regional Cooperation (SAARC), G-7, D-8, North American Free Trade Agreement (NAFTA), Organization of the Petroleum Exporting Countries (OPEC) and European Union (EU) countries followed in descending order of magnitude with respect to import payments as follows USD 9308.3 million (13.8%), USD 9285.4 million (13.7%), 8017.2 million (11.9%), USD 7656.1 million (11.3%), USD 4584.0 million (6.8%), USD 3218.2 million (4.8%) and USD 2358.5 million (3.5%) respectively.

Table 2.9 and 2.10 are shown the comparative position of import payments classified by bloc/group/community during FY25 and FY26 along with their relative shares in the total import payments of Bangladesh.

Table 2.9: Import payments classified by bloc/group/community in crore BDT.

Bloc/group/community	2024-25		2025-26		Growth
	Amount	% of total Import	Amount	% of total Import	
G20	588689.7	72.2	614404.7	74.4	4.4
Other Asian Countries	272401.3	33.4	285791.2	34.6	4.9
OIC	188342.0	23.1	182907.8	22.1	-2.9
ASEAN	129244.7	15.8	138889.5	16.8	7.5
ACU	127320.3	15.6	113850.5	13.8	-10.6
SAARC	126397.7	15.5	113569.2	13.7	-10.1
G7	82169.3	10.1	98073.1	11.9	19.4
D-8	87463.5	10.7	93644.0	11.3	7.1
NAFTA	42526.7	5.2	56080.7	6.8	31.9
OPEC	46613.3	5.7	39367.1	4.8	-15.5
European Union (EU)	28717.8	3.5	28840.9	3.5	0.4
Total import including EPZ	**815522.1**		**826214.8**		**1.3**

Table 2.10: Import payments classified by bloc/group/community in million USD.

Bloc/group/community	2024-25		2025-26		Growth
	Amount	% of total Import	Amount	% of total Import	
G20	48697.1	72.2	50231.9	74.4	3.2
Other Asian Countries	22538.1	33.4	23366.2	34.6	3.7
OIC	15583.2	23.1	14955.9	22.1	-4.0
ASEAN	10693.2	15.8	11353.0	16.8	6.2
ACU	10530.9	15.6	9308.3	13.8	-11.6
SAARC	10454.7	15.5	9285.4	13.7	-11.2
G7	6799.3	10.1	8017.2	11.9	17.9
D-8	7233.0	10.7	7656.1	11.3	5.8
NAFTA	3518.9	5.2	4584.0	6.8	30.3
OPEC	3858.4	5.7	3218.2	4.8	-16.6
European Union (EU)	2377.5	3.5	2358.5	3.5	-0.8
Total import including EPZ	**67475.3**		**67547.6**		**0.1**

Note: Bloc/group/community total do not agree with the total imports due to inter classification of the individual countries into bloc/group/community. For example, Indonesia is included in OIC as well as ASEAN.

2.2.6 Imports by Export Processing Zone (EPZ) and Economic Zone (EZ)

In order to achieve rapid economic growth in the country by increasing the inflow of foreign investment, particularly through industrialization, special steps have been taken since 1980 by setting up an Export Processing Zone (EPZ) in the country in Chittagong (Halishahar), Dhaka (Savar) and Khulna (Mongla) where favourable facilities/assistance are provided to the potential investors, both Bangladeshi and foreigners. The Chittagong Export Processing Zone (CEPZ) started from 1983-84, while the Dhaka Export Processing Zone (DEPZ) started from 1993-94. Later, EPZs have also been established in Mongla of Khulna, Ishurdi of Pabna, Cumilla, Uttara of Syedpur in the district of Nilphamary, Adamjee of Narayanganj and Karnaphuli of Chittagong, where the investments are classified into three types, i.e., A-type (100% foreign investment), B-type (Joint venture investment between Bangladeshi and foreigners) and C-type (100% Bangladeshi entrepreneur's investment). Additionally, the BEPZA Economic Zone (BEPZA- EZ) was established in 2018 at Mirsharai, Chattogram, to promote economic progress further.

At the end of June 2026, the type-wise number of functioning enterprises in EPZ & EZ are shown in Table 2.11.

Table 2.11: Imports by Export Processing Zone (EPZ) and Economic Zone (EZ)

Name of EPZ & EZ	No. of enterprizes	Investment (In million USD)	Employment (Local)	Employment (Foreign)
Total : Type-A	**438**	**4951.4**	**380563**	**1769**
Chittagong	100	1418.4	113938	247
Dhaka	83	1360.2	61959	210
Mongla	31	192.5	15668	68
Ishwardi	22	110.1	10862	71
Cumilla	37	427.8	44861	276
Uttara	18	235.8	28738	339
Adamjee	41	458.3	34183	142
Karnaphuli	36	650.0	65320	352
Bepza-EZ	70	98.4	5034	64
Total : Type-B	**90**	**752.2**	**44636**	**127**
Chittagong	25	146.7	11662	39
Dhaka	18	161.0	2271	13
Mongla	4	36.2	110	-
Ishwardi	8	39.0	358	-
Cumilla	9	98.9	45	-
Uttara	-	-	-	-
Adamjee	18	223.7	27625	74
Karnaphuli	5	46.7	2565	-
Bepza-EZ	3	-	-	1
Total : Type-C	**242**	**1663.6**	**133492**	**102**
Chittagong	71	693.3	63314	24
Dhaka	38	381.4	26475	29
Mongla	18	41.5	211	-
Ishwardi	23	137.0	9648	15
Cumilla	19	107.1	4125	3
Uttara	17	53.7	6741	15
Adamjee	32	161.0	13926	13
Karnaphuli	15	87.2	9012	3
Bepza-EZ	9	1.5	40	-
Grand total	**770**	**7367.2**	**558691**	**1998**

Source: Bangladesh Export Processing Zones Authority (BEPZA).

Table – 2.12 shows the imports to abroad by the EPZ enterprises since 1990-91.The data have been collected from Bangladesh Export Processing Zones Authority (BEPZA).

Table 2.12: Imports by Export Processing Zone (EPZ)

Year	Amount (In crore BDT)	Amount (In million USD)
1990-91	142.7	40.0
1991-92	240.3	63.0
1992-93	332.7	85.0
1993-94	484.0	121.0
1994-95	791.9	197.0
1995-96	1065.8	261.0
1996-97	1716.6	402.0
1997-98	2239.2	493.0
1998-99	2384.0	496.0
1999-00	3348.7	665.0
2000-01	3698.4	685.0
2001-02	3601.7	627.0
2002-03	4209.3	727.0
2003-04	5224.6	886.0
2004-05	5843.5	952.0
2005-06	7122.5	1062.0
2006-07	7901.8	1144.0
2007-08	8877.5	1294.0
2008-09	8956.0	1302.0
2009-10	9774.9	1413.6
2010-11	15273.1	2140.3
2011-12	16774.3	2114.0
2012-13	19975.1	2505.0
2013-14	23120.8	2975.0
2014-15	23473.0	3021.8
2015-16	24413.3	3118.6
2016-17	24497.0	3097.1
2017-18	29222.4	3556.0
2018-19	30830.0	3669.4
2019-20	25631.7	3025.3
2020-21	28314.4	3339.0
2021-22	40405.8	4682.0
2022-23	34967.0	3516.1
2023-24	38803.0	3494.4
2024-25	48202.5	3990.0
2025-26	49266.8	4028.5

Source : Bangladesh Export Processing Zones Authority (BEPZA)

2.2.7 Historical imports by commodity

Table 2.13: Category-wise imports of Bangladesh

In million USD

Major Commodities	2016-17	2017-18	2018-19	2019-20	2020-21	2021-22	2022-23	2023-24	2024-25	2025-26
1. Food Grains	1107.0	2973.0	1271.8	1506.4	1930.4	2611.0	2171.6	1778.7	2025.4	2241.8
i. Rice	76.0	1746.0	124.3	15.4	372.6	546.2	513.8	18.6	575.0	495.1
ii. Wheat	1031.0	1227.0	1147.5	1491.0	1557.8	2064.8	1657.8	1760.1	1450.4	1746.7
2. Milk & cream	252.0	288.0	335.7	349.2	310.3	381.8	399.9	392.7	444.1	448.6
3. Spices	259.0	288.0	314.7	327.2	400.1	336.5	357.9	478.4	454.6	438.6
4. Oil seeds	413.0	509.0	652.9	967.6	1286.8	1597.2	1267.3	1110.8	1078.6	1284.2
5. Edible oil	1495.0	1761.0	1717.5	1448.0	1785.6	2547.9	2922.8	2173.1	2527.2	2374.8
6. Pulses all sorts	589.0	406.0	411.1	590.0	657.9	717.1	816.0	697.5	857.7	598.6
7. Sugar	841.0	951.0	646.5	629.3	816.5	1186.2	910.5	1137.6	1011.0	883.8
8. Clinker	476.0	518.0	716.1	661.8	774.2	767.2	851.6	677.0	606.9	624.8
9. Crude petroleum	533.0	554.0	929.9	468.3	809.0	868.9	1213.1	1082.5	1108.7	1161.0
10. POL	2776.0	4145.0	5730.5	5084.1	4939.1	11190.0	10606.9	9395.0	9497.3	10552.5
11. Chemical	1870.0	2136.0	2221.7	2214.7	2707.8	3275.2	3080.3	3104.5	3308.4	3621.0
12. Pharmaceutical products	147.0	152.0	146.4	150.4	291.8	687.3	177.1	183.0	210.5	229.9
13. Fertilizer	727.0	870.0	1119.5	947.5	973.9	2891.5	3451.8	1662.3	1832.7	2336.3
14. Dyeing, tanning etc. materials	561.0	618.0	693.3	616.1	746.3	962.2	783.7	772.6	837.1	777.4
15. Plastics and rubber articles thereof	1937.0	2163.0	2383.2	2323.4	3017.4	3988.1	2979.2	2868.1	3101.3	3052.7
16. Raw cotton	2612.0	2949.0	2932.3	2656.8	3140.6	4142.6	3950.4	3529.1	3402.0	2980.1
17. Yarn	1666.0	1907.0	2112.9	1676.6	2132.0	4683.1	2761.1	2934.3	3501.7	3151.6
18. Textile and articles thereof	4140.0	4567.0	4985.4	4219.6	4209.0	7800.7	6953.1	6429.7	7721.8	7549.1
19. Staple fibre	611.0	691.0	811.4	723.8	725.7	1271.8	1251.7	1212.5	1356.8	1221.7
20. Iron, steel and other base metals	3269.0	3827.0	4325.5	3897.0	4173.4	6006.4	4759.5	5130.8	4946.5	4582.8
21. Capital machinery	3618.0	4585.0	5147.4	3714.5	3034.0	4955.3	3523.3	2926.5	3057.6	2978.3
22. Others	10545.0	12526.0	12785.5	10502.5	12201.6	16081.8	13412.2	13549.4	14587.4	14458.0
Sub total (1 to 22)	**40444.0**	**49384.0**	**52391.1**	**45674.8**	**51063.4**	**78949.7**	**68600.8**	**63226.1**	**67475.3**	**67547.6**
Imports of EPZ	3097.0	3556.0	3669.4	3025.3	3339.2	3179.6*	3085.1*	2665.7*	3394.5*	3736.5*
Grand total :	**43541.0**	**52940.0**	**56060.5**	**48700.1**	**54402.4**	**78949.7**	**68600.8**	**63226.1**	**67475.3**	**67547.6**

* Banking channel import payment of EPZ are included in the respective categories from FY22 onwards.

Note: Goods import payments for govt. project and import payments of Rooppur nuclear power plant project are included from FY25

(Source: CCI&E and Rooppur nuclear power plant project).

2.3. Import Payments of Services

2.3.1 Import Payments of Services by mode of services

Table 2.14: Import Payments of Services in million USD

Sl.No.	Mode of Services	2024-25	Share %	2025-26	Share %	Growth
A	**Goods procured in ports by Carriers**	25.6	0.2	27.2	0.2	6.0
B	**Goods acquired under Merchanting**	7.2	0.1	4.8	0.0	-33.0
C	**Services**	**11882.0**	99.7	**12225.1**	99.7	**2.9**
1	Manufacturing services on physical inputs owned by others	0.0	0.0	0.0	0.0	0.0
2	Maintenance and repair services	33.9	0.3	31.9	0.3	-5.9
3	Transportation	7773.7	65.2	7074.2	57.7	-9.0
4	Travel	1659.8	13.9	2003.9	16.3	20.7
5	Construction services	517.8	4.3	835.7	6.8	61.4
6	Insurance services	15.4	0.1	14.1	0.1	-8.2
7	Financial services (Other than insurance)	196.9	1.7	202.5	1.7	2.9
8	Charges for the use of intellectual property n.i.e.	89.1	0.7	125.8	1.0	41.2
9	Telecommunications, computer and information services	183.8	1.5	267.8	2.2	45.7
10	Other business services	985.4	8.3	1108.2	9.0	12.5
11	Personal, cultural & recreational	56.7	0.5	70.9	0.6	25.1
12	Government goods and services, n.i.e.	369.5	3.1	489.9	4.0	32.6
Total Import Payments of Services (A+B+C)		**11914.8**	100.0	**12257.1**	100.0	**2.9**

Source: Statistics Department, Bangladesh Bank

Note: 1. This figure may differ from services of BOP table due to make some adjustments as per BPM-6

2. Central Account Transactions are included in the figures since FY21.

3. Construction-related payments for the Rooppur Nuclear Power Plant Project have been included in the services account starting in FY25.

Figure 2.3: Sector-wise services payments for FY26

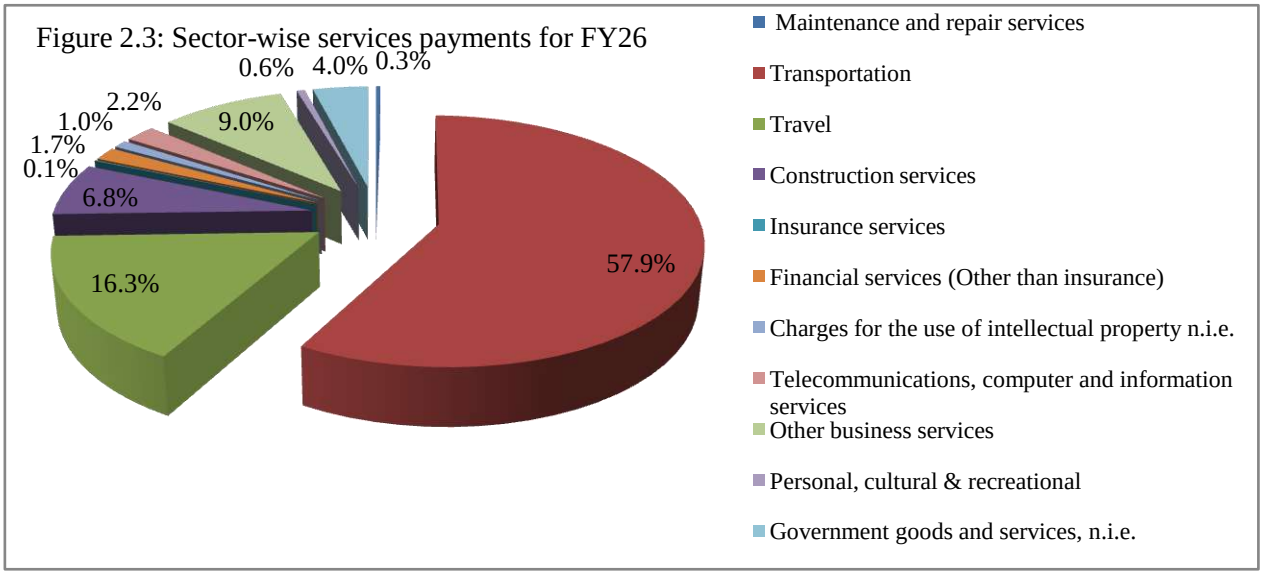

2.3.2 Country-wise import payments of services

The destinational pattern of services payments during the year under review revealed that India topped the list of service providers, which earned US$ 2154.4 million (or 17.6%) from export of services, to Bangladesh during the FY26 as compared to US$ 2625.3 million (or 22.0%) during the preceding year. Singapore was the second-largest service provider, supplying services valued at US$ 1816.1 million (or 14.8%) in FY26 compared with US$ 1385.4 million (or 11.6%) in the previous year. Next to the China People's Republic (P.R) third highest service provider was which provided services worth US$ 1153.7 million (or 9.4%) during FY26 as compared to US$ 980.3 million (or 8.2%) during the preceding year.

United States of America being the fourth service provider in order of rank, provided service worth US$ 935.0 million (or 7.6%) during FY26 as compared to US$ 779.1 million (or 6.5%) during the previous year. United Arab Emirates (UAE) being the fifth service provider in order of importance, provided services worth US$ 795.7 million (or 6.5%) during FY26 as compared to US$ 959.7 million (or 8.1%) during the previous year. In addition, United kingdom (UK), Russian Federation, HongKong, Saudia Arabia, Australia, Thailand, Malaysia, Germany, Switzerland and Japan followed in descending order of magnitude in respect of service payments and accounted for US$ 631.9 million (or 5.2%), US$ 555.9 million (or 4.5%), US$ 470.9 million (or 3.8%),US$ 416.2 million (or 3.4%), US$ 333.7 million (or 2.7%), US$ 255.0 million (or 2.1%), US$ 254.9 million (or 2.1%), US$ 252.7 million (or 2.1%), US$ 232.3 million (or 1.9%) ,US$ 209.7 million (or 1.7%) respectively.

The above 15 (Fifteen) countries being the 85.4 percent of all service provider which worth US$ 10468.3 million in FY26 as compared to US$ 10065.7 million (or 84.5%) during the previous

Table-2.15: Shows the service payments to top 15 (Fifteen) countries to principal service trading partner along with their percentage share during the FY26.

Table-2.15: Service Payments of Bangladesh with Top Fifteen Countries for the FY26 in million USD

Sl. No.	Major Countries/Int. Bodies	2024-2025	% of Total	2025-2026	% of Total
1	INDIA	2625.3	22.0	2154.4	17.6
2	SINGAPORE	1385.4	11.6	1816.1	14.8
3	CHINA PEOPLE'S REPUBLIC (P.R)	980.3	8.2	1153.7	9.4
4	UNITED STATES OF AMERICA (USA)	779.1	6.5	935.0	7.6
5	UNITED ARAB EMIRATES (UAE)	959.7	8.1	795.7	6.5
6	UNITED KINGDOM (UK)	656.2	5.5	631.9	5.2
7	RUSSIAN FEDERATION	400.7	3.4	555.9	4.5
8	HONG KONG: SAR OF CHINA	517.1	4.3	470.9	3.8
9	SAUDI ARABIA	409.1	3.4	416.2	3.4
10	AUSTRALIA	238.6	2.0	333.7	2.7
11	THAILAND	197.8	1.7	255.0	2.1
12	MALAYSIA	214.0	1.8	254.9	2.1
13	GERMANY	245.5	2.1	252.7	2.1
14	SWITZERLAND	272.7	2.3	232.3	1.9
15	JAPAN	184.1	1.5	209.7	1.7
16	Other Countries/Int. Bodies	1849.1	15.5	1788.8	14.6
Total Service Payments		**11914.8**	**100.0**	**12257.1**	**100.0**

Source: Statistics Department, Bangladesh Bank.

Note: 1.This figure may differ from services of BOP table due to make some adjustments as per BPM-6

2. Central Account transactions are included in the figures since FY21.

3. Construction-related payments for the Rooppur Nuclear Power Plant Project have been included in the services account starting in FY25.

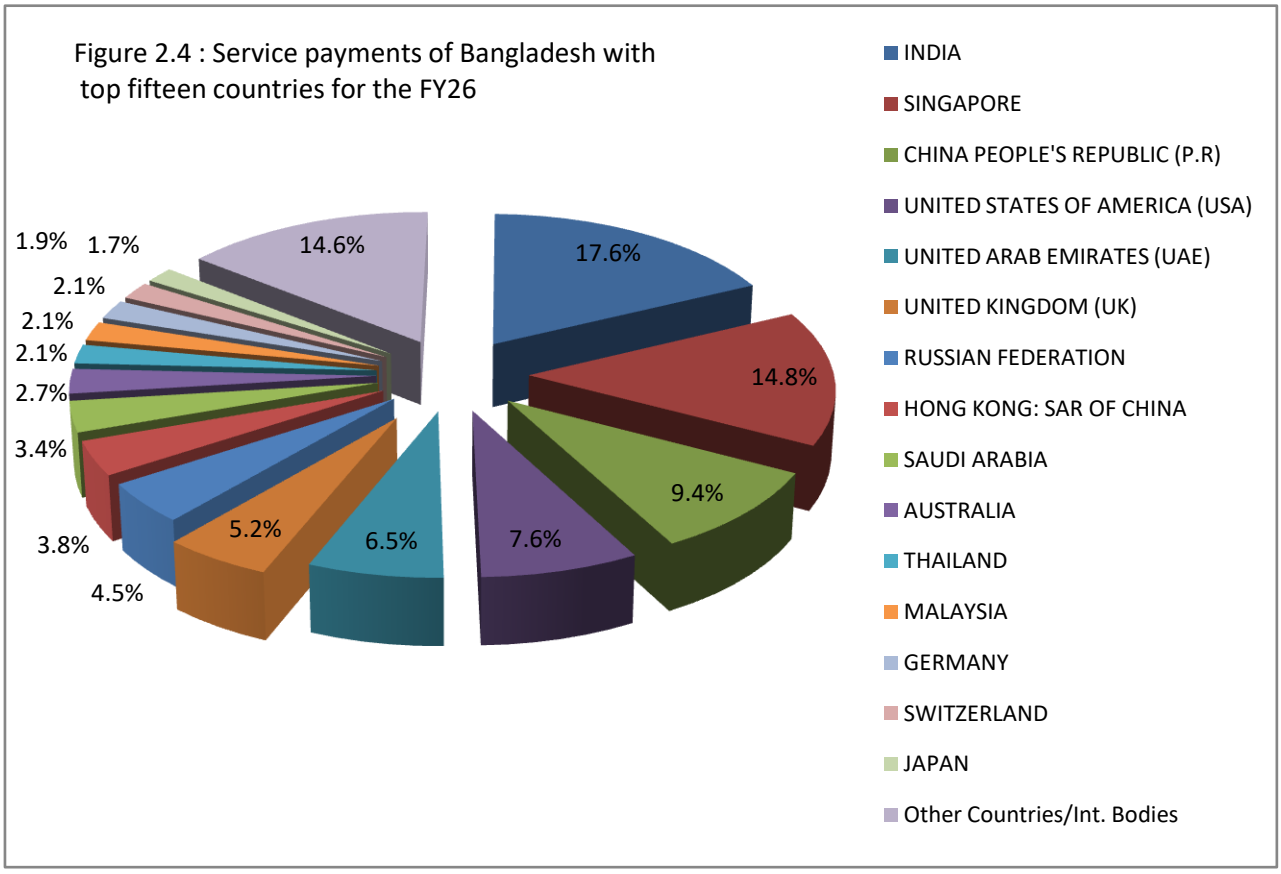

Chapter 3: Statistical Tables

Import payments by commodities/countries Table-3.1 (Contd.)
(Four digit level HS code)

(First two digit section, second two digit chapter and last two digit indicate four digit level commodities)

(Amount in thousand)

HS Code - Commodities/Countries		2024 - 2025		2025 - 2026	
		Amount (BDT)	Amount (USD)	Amount (BDT)	Amount (USD)
Grand total (A+B)		**8155220935**	**67475267**	**8262147776**	**67547626**
A. Other unclassified imports		**17720498**	**146468**	**18140868**	**148362**
B. Import under (Cash with EPZ, buyer's credit, IDB/ITFC loan, loans & grants)		**8137500437**	**67328799**	**8244006908**	**67399264**
Of which goods import payments for govt. project		**114402069**	**948912**	**84436700**	**689885**
Of which goods import payments of Rooppur nuclear power plant project		**62016500**	**513300**	**62171000**	**508842**
Of which EPZ		**41043313**	**3394469**	**456977132**	**3736512**
010000	**Live Animals and Animal Products**	**80295750**	**663295**	**81470725**	**666211**
010100	**Live animals**	**3605148**	**29816**	**3870164**	**31640**
010101	**Live horses,asses, etc.**			**35732**	**291**
	China People'S Republic (P.R)			35732	291
010102	**Live bovine animals**	**117776**	**962**	**24870**	**204**
	Australia	104887	857	24870	204
	India	12889	105		
010103	**Live swine**	**117455**	**993**		
	China People'S Republic (P.R)	7498	62		
	Oman	78761	668		
	Qatar	4285	36		
	Saudi Arabia	10670	89		
	Turkey	401	3		
	United States of America (USA)	15839	134		
010105	**Live poultry**	**3360765**	**27786**	**3788654**	**30973**
	Czech Republic			58979	481
	France	1386661	11477	1974850	16142
	Germany			33134	270
	Hungary	20567	171	6175	50
	Malaysia	103695	861	15731	129
	Netherlands	140885	1152	315714	2582
	Romania	147	1		
	Spain	130510	1074	17876	147
	Sri Lanka	65822	542	20597	169
	Thailand	18993	161		
	United Kingdom (UK)	834732	6881	1194281	9764
	United States of America (USA)	658753	5464	151316	1239
010106	**Other live animals**	**9152**	**76**	**20907**	**171**
	Belgium	2157	18		
	China People'S Republic (P.R)	21	0		
	Congo	209	2		
	Croatia			3127	26
	Egypt	482	4	507	4
	Guinea	760	6	98	1

Import payments by commodities/countries Table-3.1 (Contd.)
(Four digit level HS code)

(First two digit section, second two digit chapter and last two digit indicate four digit level commodities)

(Amount in thousand)

HS Code - Commodities/Countries	2024 - 2025		2025 - 2026	
	Amount (BDT)	Amount (USD)	Amount (BDT)	Amount (USD)
Italy	724	6		
Mexico	850	7	364	3
Netherlands	1390	11	1783	15
Pakistan	497	4	1330	11
Poland			600	5
Romania	100	1	722	6
Senegal			387	3
South Africa			6515	53
Sudan	314	3		
United Arab Emirates (UAE)	1647	14	1694	14
United Kingdom (UK)			3780	31
010200 Meat and edible meat offal	**48**	**0**	**845**	**7**
010201 Meat of bovine animals, fresh or chilled			**845**	**7**
China People'S Republic (P.R)			845	7
010207 Meat and edible offal of the poultry	**18**	**0**		
China People'S Republic (P.R)	18	0		
010208 Other meat and edible meat offal	**30**	**0**		
China People'S Republic (P.R)	30	0		
010300 Fish and crustaceans, molluscs and other aquatic invertebrates	**6636141**	**54885**	**6764230**	**55307**
010301 Live fish	**28390**	**233**	**26605**	**217**
Australia	36	0		
China People'S Republic (P.R)	3434	28	775	6
India	10	0		
Indonesia	194	2	124	1
Kenya	14	0		
Malaysia	721	6		
Nigeria	14	0		
Philippines	136	1		
Sri Lanka	37	0	37	0
Taiwan: Province Of China	51	0	18	0
Thailand	23622	194	25650	209
United States of America (USA)	121	1		
010302 Fish,fresh or chilled excld. fish fillets	**689437**	**5719**	**712074**	**5824**
Australia	12169	101	13637	112
Chile			1700	14
China People'S Republic (P.R)	2280	19		
India	637453	5290	685362	5606
Myanmar	19435	162	6750	55
Netherlands	6279	51	827	7
Norway	1191	10	841	7
Oman	2280	19		
Spain	232	2	378	3
Thailand	8091	66	2580	21
Turkey	26	0		

Import payments by commodities/countries Table-3.1 (Contd.)
(Four digit level HS code)

(First two digit section, second two digit chapter and last two digit indicate four digit level commodities)

(Amount in thousand)

HS Code - Commodities/Countries		2024 - 2025		2025 - 2026	
		Amount (BDT)	Amount (USD)	Amount (BDT)	Amount (USD)
010303	**Fish frozen excld. fish fillet**	**3958638**	**32698**	**4258789**	**34818**
	Argentina	18294	152	11199	91
	Brazil	1402	12	8551	70
	Chile	5531	46	8810	72
	China People'S Republic (P.R)	465717	3837	502604	4108
	France	3658	31		
	India	907852	7522	457816	3742
	Indonesia	31290	259	5428	44
	Japan	313751	2597	331100	2706
	Korea, Republic Of	22356	186	59407	485
	Malaysia			1435	12
	Mauritania	76788	634	122318	999
	Myanmar	889849	7341	571664	4669
	Norway	1361	11		
	Oman	542384	4472	1428941	11689
	Pakistan	133587	1098	165618	1354
	Philippines			1068	9
	Singapore	10667	88	16613	136
	Spain	792	7		
	Taiwan: Province Of China			4666	38
	Thailand	85364	703	18939	155
	Turkey			1052	9
	United Arab Emirates (UAE)	131165	1090	75208	616
	United States of America (USA)			11	0
	Uruguay	120201	993	156075	1275
	Viet Nam	7907	65	4602	38
	Yemen, Arab Republic Of	188721	1557	305664	2502
010304	**Fish fillets & other fish meat, fresh/chl/fzn**	**93728**	**778**	**202481**	**1657**
	Australia			10	0
	India			718	6
	Indonesia			44	0
	Japan	16	0		
	Malaysia			2028	17
	Netherlands	147	1		
	Norway	737	6		
	Pakistan	1583	13		
	Thailand	905	7	258	2
	United Arab Emirates (UAE)	251	2		
	Viet Nam	90089	748	199423	1632
010305	**Fish,dried,salted or in brine**	**1812800**	**15018**	**1476035**	**12071**
	Bulgaria	2369	19		
	China People'S Republic (P.R)			4376	36
	India	1167115	9680	1121012	9168
	Korea, Republic Of	390	3		
	Malaysia			2785	23

Import payments by commodities/countries Table-3.1 (Contd.)
(Four digit level HS code)

(First two digit section, second two digit chapter and last two digit indicate four digit level commodities)

(Amount in thousand)

HS Code - Commodities/Countries	2024 - 2025		2025 - 2026	
	Amount (BDT)	Amount (USD)	Amount (BDT)	Amount (USD)
Myanmar	576269	4762	286770	2345
Netherlands			343	3
Oman	5579	46		
Pakistan	39797	329	40205	329
Singapore	3007	25		
Thailand	3199	26	20543	168
United Arab Emirates (UAE)	732	6		
United States of America (USA)	14343	121		
010306 Crustaceans live chil /fzn/ dry etc.	**36691**	**303**	**56249**	**459**
China People'S Republic (P.R)			49	0
India	6966	57	9431	77
Indonesia			1651	14
Malaysia			5728	47
Thailand	29725	246	36537	298
Viet Nam			2853	23
010307 Molluscs,live chil /fzn /dry etc.	**16113**	**133**	**30689**	**251**
Australia			16	0
Chile	221	2		
China People'S Republic (P.R)	13805	114	10423	85
Japan			15831	129
Korea, Republic Of			118	1
Malaysia			73	1
New Zealand	1212	10	688	6
Singapore			3064	25
Spain	12	0	186	2
Thailand	602	5	236	2
United Arab Emirates (UAE)	180	2		
United States of America (USA)	80	1	52	0
010308 Aquatic invertebrates not crustns & molluscs	**343**	**3**	**133**	**1**
Australia	120	1		
Indonesia	106	1	106	1
Taiwan: Province Of China			27	0
Thailand	118	1		
010309 Flours, meals, and pellets of fish, crustaceans, molluscs and other aquatic invertevrates, fit for human consumption			**1173**	**10**
India			1173	10
010400 Dairy produce; bird's eggs; natural honey; Edible products of animal origin, not elsewhere specified or included.	**55956146**	**462194**	**57130601**	**467208**
010401 Milk & cream, not containing sugar	**37782**	**312**	**54276**	**444**
Australia	16553	137	21800	178
Denmark	4446	37	1190	10
Egypt	326	3		
France	307	3		

Import payments by commodities/countries Table-3.1 (Contd.)
(Four digit level HS code)

(First two digit section, second two digit chapter and last two digit indicate four digit level commodities)

(Amount in thousand)

HS Code - Commodities/Countries		2024 - 2025		2025 - 2026	
		Amount (BDT)	Amount (USD)	Amount (BDT)	Amount (USD)
	Germany	2475	20	610	5
	India			1258	10
	Japan	15	0	53	0
	Korea, Republic Of	142	1	571	5
	Malaysia	586	5	615	5
	New Zealand	3479	29	6038	49
	Singapore			1242	10
	South Africa	1255	10	838	7
	Switzerland	118	1		
	Thailand	1724	14	2315	19
	Turkey			13085	108
	United Arab Emirates (UAE)	6173	51	4532	37
	United Kingdom (UK)			130	1
	United States of America (USA)	182	2		
010402	**Milk & cream, containing sugar**	**53717796**	**443651**	**54787641**	**448043**
	Argentina			41345	338
	Australia	1181274	9778	1020012	8351
	Bahrain	22582	188	2041	17
	Belarussia	2013519	16737	2689620	22002
	Belgium	362371	3003	382407	3123
	Canada	481	4		
	China People'S Republic (P.R)	809174	6630	3242559	26535
	Czech Republic	1378363	11409	1505266	12307
	Denmark	635579	5274	37498	306
	Egypt	29	0		
	France	48151	395	93594	766
	Germany	598429	4913	392531	3203
	Hong Kong: Sar Of China	24457	206		
	India	1828667	15126	1013749	8285
	Ireland	960901	7946	1275265	10442
	Lithuania	54355	448	10825	89
	Malaysia	1311880	10838	1177651	9629
	Netherlands	699661	5826	298103	2433
	New Zealand	36241062	299036	34152765	279271
	Pakistan	14003	117		
	Poland	1005519	8316	454259	3712
	Russian Federation	15953	133	19082	156
	Saudi Arabia	13429	110	12290	101
	Singapore	1949942	16132	1823341	14912
	Sri Lanka	124	1		
	Sweden	98313	819	53546	437
	Switzerland	76018	633	8065	66
	Thailand	2462	20	154524	1260
	Turkey	1022056	8430	2013167	16506
	Uganda			177044	1444
	Ukraine	315829	2611	276459	2263
	United Arab Emirates (UAE)	113242	931	124041	1016
	United Kingdom (UK)	528555	4347	1673412	13661

Import payments by commodities/countries Table-3.1 (Contd.)
(Four digit level HS code)

(First two digit section, second two digit chapter and last two digit indicate four digit level commodities)

(Amount in thousand)

HS Code - Commodities/Countries		2024 - 2025		2025 - 2026	
		Amount (BDT)	Amount (USD)	Amount (BDT)	Amount (USD)
	United States of America (USA)	349380	2943	663182	5414
	Uruguay	42034	350		
010403	**Buttermilk, curdled milk & cream, yogurt etc.**	**18181**	**149**	**7257**	**59**
	Australia	580	5	2195	18
	China People'S Republic (P.R)	12298	101		
	Denmark	165	1		
	France	108	1		
	Germany	265	2	113	1
	Italy	384	3		
	Korea, Republic Of	281	2		
	Lithuania			528	4
	Netherlands	219	2		
	New Zealand	600	5		
	Slovakia			58	0
	Thailand	2728	22	4079	33
	United Kingdom (UK)	93	1		
	United States of America (USA)	460	4	283	2
010403	**Yogurt;Buttermilk, curdled milk & cream, yogurt etc.**	**933**	**8**	**1006**	**8**
	Germany	57	0	231	2
	Ireland	25	0		
	Italy	116	1		
	Switzerland	724	6	769	6
	Thailand	12	0	5	0
010404	**Whey, containing sugar /sweetening matter**	**1044407**	**8671**	**1017843**	**8326**
	Belarussia	8702	73		
	Chile	5425	46		
	China People'S Republic (P.R)	19	0		
	Czech Republic	292858	2428	248956	2037
	Germany	103158	855	130227	1066
	India	158	1	68	1
	Ireland			55743	455
	Japan	10565	87		
	Lithuania	19219	157	15660	128
	New Zealand			521	4
	Poland	41525	349		
	Russian Federation	10122	84		
	Singapore			839	7
	Slovakia	2545	21	2860	23
	Turkey	503684	4183	535541	4382
	Ukraine	12587	105		
	United Arab Emirates (UAE)			11660	95
	United Kingdom (UK)	33840	282	15768	128

Import payments by commodities/countries Table-3.1 (Contd.)
(Four digit level HS code)

(First two digit section, second two digit chapter and last two digit indicate four digit level commodities)

(Amount in thousand)

HS Code - Commodities/Countries		2024 - 2025		2025 - 2026	
		Amount (BDT)	Amount (USD)	Amount (BDT)	Amount (USD)
010405	**Butter , dairy spreads**	**408368**	**3366**	**444420**	**3635**
	Australia	1285	11		
	Denmark	6878	57	17518	143
	India	184134	1519	31038	255
	Netherlands	344	3	148	1
	New Zealand	200833	1654	392280	3207
	Saudi Arabia			757	6
	Thailand			89	1
	Uganda	14750	121		
	United Arab Emirates (UAE)			2506	21
	United Kingdom (UK)	91	1	34	0
	United States of America (USA)	54	0	49	0
010406	**Cheese and curd**	**404382**	**3343**	**430928**	**3524**
	Australia	71241	589	69388	568
	Austria	928	8	5819	48
	Bahrain	1157	9	4605	38
	Belgium	14274	118	7954	65
	China People'S Republic (P.R)	10303	85	15794	129
	Denmark	4857	40	5732	47
	Egypt	2111	17	8096	66
	France	414	3	370	3
	Germany	41011	337	45037	368
	Greece	49	0	16	0
	India	127683	1056	152261	1245
	Italy	926	8	921	8
	Malaysia	6986	58		
	Netherlands	1873	15	5168	42
	New Zealand	102462	849	87149	712
	Poland	9080	75	7742	63
	Saudi Arabia	1889	16	5583	46
	Singapore			4102	33
	South Africa			1545	13
	Spain	659	5	221	2
	Turkey	4991	42		
	United Arab Emirates (UAE)	249	2	1744	14
	United Kingdom (UK)	667	5	1349	11
	United States of America (USA)	572	5	332	3
010407	**Birds' eggs, in shell, fresh**	**14858**	**124**	**5578**	**46**
	China People'S Republic (P.R)	258	2	115	1
	India	9789	82		
	Spain			920	8
	Thailand	4811	40	4543	37
010408	**Birds' eggs not in shell & egg yolks**	**781**	**6**	**253**	**2**
	China People'S Republic (P.R)	16	0		
	India	765	6	219	2
	Lithuania			34	0
010409	**Natural honey**	**308658**	**2564**	**381398**	**3121**
	Australia	11445	95	17505	143

Import payments by commodities/countries Table-3.1 (Contd.)
(Four digit level HS code)

(First two digit section, second two digit chapter and last two digit indicate four digit level commodities)

(Amount in thousand)

HS Code - Commodities/Countries		2024 - 2025		2025 - 2026	
		Amount (BDT)	Amount (USD)	Amount (BDT)	Amount (USD)
	China People'S Republic (P.R)	18613	154	12695	104
	France	12	0		
	India	223598	1858	309025	2529
	Malaysia			161	1
	Mexico	2321	19		
	Pakistan	2548	21	5113	42
	Saudi Arabia	19322	162	11127	91
	Sierra Leone	6072	51		
	Singapore	1097	9		
	Spain	4135	34		
	Tanzania, United Republic Of			21189	173
	Thailand	1536	13	1137	9
	Turkey	12033	99	2482	20
	United Arab Emirates (UAE)	5627	46	736	6
	United Kingdom (UK)	16	0		
	United States of America (USA)	284	2	229	2
010500	**Products of animal origin, not elsewhere specified orincluded**	**14098267**	**116399**	**13704886**	**112049**
010501	**Human hair**	**43836**	**361**	**262591**	**2147**
	China People'S Republic (P.R)	3036	25	3114	25
	Egypt	517	4	657	5
	Hong Kong: Sar Of China	1513	12		
	India	21184	175	220214	1800
	Pakistan	9934	82	19717	161
	Tajikistan	970	8	5277	43
	Uzbekistan	6682	55	13611	111
010505	**Skin & other parts of birds**	**10911881**	**90025**	**10424194**	**85217**
	British Virgin Islands	64	1		
	China People'S Republic (P.R)	7956824	65645	7253467	59300
	Germany			8378	68
	Hong Kong: Sar Of China	3705	31	13312	109
	Indonesia	86	1		
	Japan	3	0	638972	5227
	Korea, Republic Of	326	3		
	Spain	155307	1276	160357	1313
	Taiwan: Province Of China	414687	3422	416646	3405
	United States of America (USA)	1594024	13159	1434230	11719
	Viet Nam	786854	6489	498831	4077
010507	**Ivory, tortoise-shell, whalebone etc.**	**268**	**2**	**12818**	**105**
	Egypt	268	2		
	Sudan			891	7
	Thailand			11926	98
010508	**Coral & simlar materials, unworked**	**20926**	**174**	**12206**	**100**
	China People'S Republic (P.R)	1474	12	1242	10
	India	7849	65	9600	78
	Indonesia	959	8		
	Netherlands	10644	89		

Import payments by commodities/countries Table-3.1 (Contd.)
(Four digit level HS code)

(First two digit section, second two digit chapter and last two digit indicate four digit level commodities)

(Amount in thousand)

HS Code - Commodities/Countries		2024 - 2025		2025 - 2026	
		Amount (BDT)	Amount (USD)	Amount (BDT)	Amount (USD)
	Philippines			1339	11
	Taiwan: Province Of China			24	0
010511	**Animal products, nes**	**3121357**	**25838**	**2993077**	**24480**
	Brazil			6256	51
	Canada			1369	11
	China People'S Republic (P.R)	3406	28	20634	169
	Ecuador			6998	57
	India	969500	8050	983884	8057
	Indonesia	1118170	9236	1003788	8203
	Japan			157	1
	Maldives	20027	164	8037	66
	Myanmar	477016	3938	342220	2795
	Oman	50484	414	108287	889
	Philippines	62497	522	61503	502
	Russian Federation	14169	116	13483	111
	Senegal	89851	757		
	Thailand			98957	809
	United Arab Emirates (UAE)	26356	220		
	United States of America (USA)	191335	1579	211533	1729
	Uzbekistan			5567	45
	Viet Nam	98547	814	120405	985
020000	**Vegetable Products**	**696039559**	**5755750**	**709827115**	**5802809**
020600	**Live trees and other plants; Bulbs, roots and the like; Cut flowers and ornamental foliage**	**56154**	**465**	**77446**	**633**
020601	**Bulbs tubers, tuberous roots etc.**	**4114**	**34**	**12020**	**98**
	China People'S Republic (P.R)			2995	25
	Netherlands	4114	34	9025	74
020602	**Other live plants, mushroom spawn**	**36954**	**306**	**41721**	**341**
	China People'S Republic (P.R)	614	5	1167	10
	India	32723	270	35865	293
	Indonesia	276	2		
	Netherlands	1689	14	1416	12
	Thailand	1651	14	3272	27
020603	**Cut flowers and flower buds**	**14688**	**122**	**22477**	**184**
	China People'S Republic (P.R)	13280	110	21670	177
	India	1409	12	807	7
020604	**Foliage brnches & other parts of plants**	**398**	**3**	**1228**	**10**
	China People'S Republic (P.R)			1228	10
	India	398	3		
020700	**Edible vegetable and certain roots and tubers**	**157147712**	**1302282**	**90537547**	**740294**
020701	**Potatoes, fresh or chilled**	**1960653**	**16323**	**442936**	**3620**
	China People'S Republic (P.R)	505	4		
	France	45994	383	3843	31
	Germany			6765	55

Import payments by commodities/countries Table-3.1 (Contd.)
(Four digit level HS code)

(First two digit section, second two digit chapter and last two digit indicate four digit level commodities)

(Amount in thousand)

HS Code - Commodities/Countries		2024 - 2025		2025 - 2026	
		Amount (BDT)	Amount (USD)	Amount (BDT)	Amount (USD)
	India	1606339	13388		
	Netherlands	298293	2469	430498	3518
	Pakistan	9523	79	1587	13
	South Africa			243	2
020702	**Tomatoes, fresh or chilled**	**1587057**	**13242**	**2406728**	**19722**
	China People'S Republic (P.R)	2526	21		
	India	1582996	13208	2404646	19705
	Nepal			102	1
	Netherlands	182	1	203	2
	Thailand	1171	10	1776	14
	United Arab Emirates (UAE)	183	2		
020703	**Onions, shallots, garlic,fresh or chilled**	**46989117**	**390788**	**11370981**	**92993**
	Australia	27	0	254	2
	China People'S Republic (P.R)	21657628	179667	8076413	66042
	Egypt	189123	1577		
	Germany	3450	29		
	India	24684324	205721	3256668	26642
	Myanmar	96624	805		
	Netherlands	8876	74	292	2
	New Zealand	13104	109		
	Pakistan	322119	2691	6575	54
	Thailand	5458	45	14575	119
	Turkey	8345	70	16204	132
	United Arab Emirates (UAE)	40	0		
020704	**Cabbages cauliflowers etc., fresh or chilled**	**1838**	**15**	**3970**	**33**
	China People'S Republic (P.R)	20	0	32	0
	India	95	1	1856	15
	Nepal	2	0		
	Netherlands	70	1	55	0
	Thailand	1650	14	2028	17
020705	**Lettuce and chicory, fresh or chilled**	**17099**	**141**	**21655**	**177**
	Australia	1009	8	3074	25
	China People'S Republic (P.R)	5	0	129	1
	Egypt			275	2
	India	1659	14	4544	37
	Netherlands	27	0	115	1
	Thailand	14399	119	13518	111
020706	**Carrots, turnips etc., fresh or chilled**	**420797**	**3503**	**632226**	**5180**
	China People'S Republic (P.R)	403968	3363	602877	4939
	India	15811	131	28235	231
	Thailand	1019	8	1114	9
020707	**Cucumbers & gherkins, fresh or chilled**	**324**	**3**	**1719**	**14**
	China People'S Republic (P.R)			3	0
	Thailand	324	3	1716	14
020708	**Leguminous vegitables, fresh or chilled**	**19256**	**158**	**4425**	**36**

Import payments by commodities/countries Table-3.1 (Contd.)
(Four digit level HS code)

(First two digit section, second two digit chapter and last two digit indicate four digit level commodities)

(Amount in thousand)

HS Code - Commodities/Countries		2024 - 2025		2025 - 2026	
		Amount (BDT)	Amount (USD)	Amount (BDT)	Amount (USD)
	China People'S Republic (P.R)	57	0	50	0
	India	17871	147	3126	26
	Japan			24	0
	Singapore	8	0		
	Thailand	1321	11	1225	10
020709	**Other vegetables,fresh or chilled**	**1981652**	**16570**	**2020203**	**16558**
	Australia	10	0		
	China People'S Republic (P.R)	5110	43	93	1
	India	1965348	16435	2013252	16501
	Nepal			153	1
	Netherlands	856	7	482	4
	Thailand	10132	84	6223	51
	United Arab Emirates (UAE)	196	2		
020710	**Vegetables , frozen**	**45131**	**375**	**39128**	**320**
	China People'S Republic (P.R)	5677	47	11684	96
	India	22206	184	23119	189
	Malaysia	982	8	4002	33
	Myanmar	9576	80		
	New Zealand			15	0
	Thailand	6691	56	308	3
020711	**Vegetables provisionally preserved**	**8643**	**71**	**2**	**0**
	Egypt	1509	12		
	India	2700	23	2	0
	Spain	4434	37		
020712	**Dried vegetables**	**422350**	**3494**	**381681**	**3121**
	Australia	20417	170		
	China People'S Republic (P.R)	61882	513	72340	592
	Egypt	13580	113	10997	90
	India	315566	2608	294733	2410
	Japan	3	0	37	0
	Malaysia	3888	32		
	Singapore	3384	28	2229	18
	Thailand	3630	30	1345	11
020713	**Dried leguminous vegt.,shelled**	**103686446**	**857539**	**73211553**	**598517**
	Australia	45384360	374140	40777421	333376
	Canada	17882843	148572	17010907	139041
	China People'S Republic (P.R)	17692	145		
	India	18884402	156393	11061552	90472
	Kazakhstan			1872	15
	Kenya	8566	72		
	Moldovia	43147	362		
	Mozambique	89085	744		
	Myanmar	618745	5146		
	Nepal	127735	1071	110231	904
	Russian Federation	12250167	101474	2350528	19192
	Singapore	3000780	24732	224996	1836
	Slovakia	4862	41		

Import payments by commodities/countries Table-3.1 (Contd.)
(Four digit level HS code)

(First two digit section, second two digit chapter and last two digit indicate four digit level commodities)

(Amount in thousand)

HS Code - Commodities/Countries		2024 - 2025		2025 - 2026	
		Amount (BDT)	Amount (USD)	Amount (BDT)	Amount (USD)
	Tanzania, United Republic Of	293369	2452	6131	50
	Thailand	7727	66		
	Turkey	11580	97		
	Ukraine	702948	5860	181244	1483
	United Arab Emirates (UAE)	1241418	10233	316296	2578
	United Kingdom (UK)	575698	4719	1170377	9570
	United States of America (USA)	2541324	21221		
020714	**Manioc, arowroot,salep etc.**	**7348**	**60**	**340**	**3**
	China People'S Republic (P.R)	41	0	81	1
	India	7209	59	259	2
	Thailand	98	1		
020800	**Edible fruit nuts; peel of citrus fruit or melons**	**54884640**	**452935**	**66893772**	**546935**
020801	**Coconuts, brazil nuts and cashew nuts**	**1474027**	**12149**	**2321811**	**18975**
	China People'S Republic (P.R)	39184	324	72633	594
	Cote D'Ivoire	142066	1167		
	Ghana	3251	27		
	Guinea			1117	9
	India	686724	5657	1361095	11120
	Indonesia	103509	854	74000	605
	Malaysia	26186	217	12372	101
	Nigeria	5142	42	36508	299
	Singapore			24147	197
	Sri Lanka	6859	57	1379	11
	Tanzania, United Republic Of	11454	94	1196	10
	Thailand	2693	22	12089	99
	Viet Nam	446960	3688	725275	5929
020802	**Other nuts, fresh/dried**	**8740862**	**72138**	**14538329**	**118974**
	Afghanistan	280545	2330	106892	873
	Australia	9714	80		
	China People'S Republic (P.R)	78956	651	308305	2520
	Hong Kong: Sar Of China	9600	79		
	India			54345	443
	Indonesia	3839696	31557	9295630	76120
	Iran, Islamic Republic Of	2372	20		
	Japan	9354	79		
	Malaysia	21529	176	37879	311
	Myanmar	503618	4234	424483	3466
	Singapore	24856	203	58664	479
	Spain	8627	73	13245	108
	Thailand	2563972	21197	2858685	23370
	Turkey	7895	65	11393	93
	United Arab Emirates (UAE)	40230	329	227466	1861
	United Kingdom (UK)			72	1
	United States of America (USA)	1336137	11034	1117088	9132
	Viet Nam	3761	31	24182	198
020803	**Bananas, including plantains, fresh or dried**	**483**	**4**		

Import payments by commodities/countries Table-3.1 (Contd.)
(Four digit level HS code)

(First two digit section, second two digit chapter and last two digit indicate four digit level commodities)

(Amount in thousand)

HS Code - Commodities/Countries		2024 - 2025		2025 - 2026	
		Amount (BDT)	Amount (USD)	Amount (BDT)	Amount (USD)
	China People'S Republic (P.R)	483	4		
020804	**Dates figs pinapples etc., fresh/dried**	**8034740**	**65961**	**8743511**	**71450**
	Afghanistan	12892	106	68171	557
	Algeria	633785	5200	428114	3495
	Australia	1927	16	6468	53
	Bhutan			150	1
	China People'S Republic (P.R)	32	0	22990	188
	Egypt	519129	4270	619202	5059
	India	12602	106	21225	174
	Iran, Islamic Republic Of	6339	52		
	Iraq	2883442	23636	2262321	18484
	Jordan	2320	19	13925	114
	Kenya	437	4	481	4
	Namibia	3127	26	37893	310
	Netherlands	1670	14	1034	8
	Pakistan	62066	513	97632	798
	Saudi Arabia	863523	7097	1476690	12067
	Singapore	15	0		
	Thailand	4569	38	14006	114
	Tunisia	231534	1899	226269	1846
	Turkey	9699	80	16627	136
	United Arab Emirates (UAE)	2770053	22756	3421740	27971
	United States of America (USA)	15579	128	8575	70
020805	**Citrus fruits, fresh or dried**	**14597185**	**120557**	**16158740**	**132070**
	Australia	21931	182	25658	210
	Bhutan	975825	8003	772385	6312
	Chile	1881	15		
	China People'S Republic (P.R)	3313507	27302	4491006	36660
	Egypt	4735836	39008	4064376	33158
	Germany	3065	26		
	Hong Kong: Sar Of China	42621	349		
	India	1957656	16134	1352439	11053
	Indonesia			298	2
	Japan	1617	13		
	Korea, Republic Of	6126	50		
	Morocco			891	7
	Netherlands	230	2	37	0
	Pakistan	92858	761	206302	1684
	South Africa	3313095	27636	5197795	42594
	Thailand	1040	9	8106	67
	United Arab Emirates (UAE)	122245	1003	6678	54
	United States of America (USA)	7649	64	22253	181
	Zimbabwe			10517	86
020806	**Grapes, fresh or dried**	**7529706**	**62227**	**8890942**	**72712**
	Afghanistan	1223277	10076	1789840	14637
	Australia	37936	310	5561	45
	Bhutan	1543	13		
	China People'S Republic (P.R)	3184362	26504	4602797	37696

Import payments by commodities/countries Table-3.1 (Contd.)
(Four digit level HS code)

(First two digit section, second two digit chapter and last two digit indicate four digit level commodities)

(Amount in thousand)

HS Code - Commodities/Countries		2024 - 2025		2025 - 2026	
		Amount (BDT)	Amount (USD)	Amount (BDT)	Amount (USD)
	Cocos (Keeling) Islands	2138	18		
	India	3002906	24670	2329950	19002
	Netherlands	29	0	5	0
	Pakistan			117	1
	Singapore	5325	44	1826	15
	Thailand	265	2	30	0
	Turkey			6376	52
	United Arab Emirates (UAE)	62312	511	122744	1004
	United States of America (USA)	3171	26		
	Uzbekistan	6441	53	31694	259
020807	**Melons and papaws,fresh**	**4095**	**34**	**3840**	**31**
	China People'S Republic (P.R)	17	0		
	India	210	2		
	Netherlands	32	0	3	0
	Thailand	3836	32	3837	31
020808	**Apples,pears & quinces, fresh**	**11385661**	**94079**	**12639858**	**103315**
	Australia	13	0		
	Bhutan	5124	43	31169	256
	Brazil	18344	152	81850	667
	Chile			15028	123
	China People'S Republic (P.R)	7671446	63386	8877446	72570
	Egypt	11116	92	1320	11
	France	7597	62	9101	74
	India	859157	7140	693830	5679
	Japan			3476	28
	Korea, Republic Of	3137	26		
	Moldovia			6510	53
	Netherlands	1604	13	1540	13
	New Zealand	52682	442	62266	511
	Pakistan	3014	25	11448	94
	Poland	85362	705	142274	1162
	Serbia	17298	144	14730	120
	South Africa	2635738	21734	2676932	21863
	Spain	7622	62		
	Thailand	1558	13	5829	48
	United Arab Emirates (UAE)	3518	29	5109	42
	United States of America (USA)	1331	11		
020809	**Apricots, cherries, peachs, plums,fresh**	**5469**	**46**	**10745**	**88**
	Australia	50	0	183	1
	China People'S Republic (P.R)	909	8	7607	62
	India	144	1	1217	10
	Netherlands	218	2	78	1
	South Africa	1372	11		
	Thailand	1210	10	219	2
	United Arab Emirates (UAE)	1355	11	1441	12
	United States of America (USA)	211	2		
020810	**Other fruit ,fresh**	**1502811**	**12435**	**2069186**	**16924**

Import payments by commodities/countries Table-3.1 (Contd.)
(Four digit level HS code)

(First two digit section, second two digit chapter and last two digit indicate four digit level commodities)

(Amount in thousand)

HS Code - Commodities/Countries		2024 - 2025		2025 - 2026	
		Amount (BDT)	Amount (USD)	Amount (BDT)	Amount (USD)
	Australia			394	3
	China People'S Republic (P.R)	839	7	938	8
	Egypt	23309	194	7213	59
	India	1460347	12082	2039048	16678
	Indonesia	146	1		
	Netherlands	846	7	248	2
	Sri Lanka			34	0
	Thailand	13673	114	18944	155
	United Arab Emirates (UAE)	2878	24	2367	19
	Viet Nam	773	6		
020811	**Fruit & nuts, uncooked or cooked**	**38383**	**322**	**499**	**4**
	China People'S Republic (P.R)	4	0	415	3
	India			25	0
	Myanmar	38269	321		
	Thailand	111	1	59	0
020812	**Fruit & nuts, provisionally preserved**	**1537**	**13**		
	Myanmar	1537	13		
020813	**Fruit,dried other not coconut etc.**	**1569680**	**12972**	**1516307**	**12394**
	Afghanistan	444226	3671	364674	2982
	China People'S Republic (P.R)	7487	62	8347	68
	India	668378	5532	843927	6900
	Indonesia	6873	57		
	Italy	6828	56	12266	100
	Japan	5101	43		
	Myanmar	345870	2851	115582	943
	Pakistan	36528	300	104966	857
	Singapore	2569	21	43	0
	Sri Lanka			5	0
	Thailand	34155	282	53410	436
	Turkey	5423	45		
	United Arab Emirates (UAE)	6206	52	12208	100
	United States of America (USA)	34	0	880	7
020814	**Peel of ctrus fruit/melon frsh/fzn**			**5**	**0**
	Sri Lanka			5	0
020900	**Coffee, tea, mate and spices**	**55224482**	**457249**	**53946302**	**440919**
020901	**Cofee, not roastd or roasted**	**187799**	**1554**	**264712**	**2163**
	Australia			1117	9
	Brazil	69982	579	99877	816
	Burundi	449	4		
	China People'S Republic (P.R)	11494	96	11913	97
	Colombia	16962	141	9514	78
	Costa Rica	2205	18	2524	21
	El Salvador	3240	27	88	1
	Ethiopia	5371	44	2414	20
	France	170	1		
	Germany			91	1
	Guatemala	3167	26	923	8

Import payments by commodities/countries Table-3.1 (Contd.)
(Four digit level HS code)

(First two digit section, second two digit chapter and last two digit indicate four digit level commodities)

(Amount in thousand)

HS Code - Commodities/Countries			2024 - 2025		2025 - 2026	
			Amount (BDT)	Amount (USD)	Amount (BDT)	Amount (USD)
		Honduras	36	0	94	1
		India	7780	65	18331	150
		Indonesia	8241	69	7089	58
		Italy	2113	17	4720	38
		Kenya	604	5	638	5
		Myanmar			125	1
		Nicaragua	28666	236	38492	315
		Papua New Guinea	8785	72	32471	265
		Peru	4317	36		
		Saudi Arabia	289	2		
		Singapore	2103	17		
		Taiwan: Province Of China	16	0		
		Tanzania, United Republic Of			72	1
		Thailand	0	0	1236	10
		Turkey	197	2	276	2
		United Arab Emirates (UAE)	3099	26	2391	20
		United States of America (USA)	206	2	420	3
		Viet Nam	8306	68	29893	244
020902	**Tea**		**124705**	**1032**	**24548**	**201**
		Australia			69	1
		Bhutan	339	3		
		Brazil	66	1		
		China People'S Republic (P.R)	3825	31	17979	147
		France	23	0		
		India	59946	493	572	5
		Japan	11	0	252	2
		Kenya	55455	462		
		Korea, Republic Of	26	0	10	0
		Netherlands	190	2		
		Poland	464	4	301	2
		Singapore			624	5
		Sri Lanka	1992	17	1526	13
		Taiwan: Province Of China	21	0	75	1
		Thailand	298	2	381	3
		Turkey	23	0	22	0
		United Arab Emirates (UAE)	200	2		
		United Kingdom (UK)	1705	14	1096	9
		United States of America (USA)			721	6
		Viet Nam	120	1	920	8
020903	**Mate**		**9651**	**80**		
		Japan	4705	39		
		United States of America (USA)	4947	41		
020904	**Pepper dried/crushed/ground**		**14677876**	**121628**	**15377039**	**125632**
		Brazil	5287	43	152194	1246
		China People'S Republic (P.R)	49478	411	55860	457
		India	13817056	114511	14172655	115782
		Indonesia	21373	177	33106	270

Import payments by commodities/countries Table-3.1 (Contd.)
(Four digit level HS code)

(First two digit section, second two digit chapter and last two digit indicate four digit level commodities)

(Amount in thousand)

HS Code - Commodities/Countries		2024 - 2025		2025 - 2026	
		Amount (BDT)	Amount (USD)	Amount (BDT)	Amount (USD)
	Korea, Republic Of	8674	71	1299	11
	Madagascar	40746	337	27619	226
	Myanmar	3194	27		
	Saudi Arabia	5640	47		
	Singapore			5353	44
	Sri Lanka			153	1
	Thailand	5824	48	9804	80
	United Arab Emirates (UAE)	5262	44		
	Viet Nam	715343	5913	918997	7515
020905	**Vanilla**			**387**	**3**
	China People'S Republic (P.R)			208	2
	India			156	1
	Sri Lanka			23	0
020906	**Cinnamon & cinnamon tree flowers**	**3048682**	**25227**	**3225994**	**26372**
	Australia	27	0		
	China People'S Republic (P.R)	1054001	8735	891555	7290
	India	7087	58		
	Indonesia			3388	28
	Korea, Republic Of			1954	16
	South Africa	2249	19		
	Sri Lanka			13	0
	Thailand	2612	22		
	United Arab Emirates (UAE)	3238	26	6475	53
	Viet Nam	1979468	16367	2322609	18986
020907	**Cloves**	**1112852**	**9187**	**939995**	**7678**
	Brazil	17623	144	11393	94
	China People'S Republic (P.R)	5243	43		
	Comoros			4502	37
	India	581	5	29186	238
	Indonesia	1038747	8580	634706	5189
	Madagascar			223162	1819
	Singapore	24392	200	4392	36
	United Arab Emirates (UAE)	26267	215	32654	266
020908	**Nutmeg,mace and cardamoms**	**4279976**	**35436**	**9463273**	**77343**
	Bhutan	1315278	10856	2263252	18493
	China People'S Republic (P.R)	31	0	608	5
	Guatemala	1795936	14930	556732	4561
	India	631290	5192	6055425	49481
	Indonesia	198708	1644	253531	2074
	Singapore	28924	237		
	South Africa	61	1		
	Sri Lanka	238657	1983	298297	2439
	Tanzania, United Republic Of	244	2	2846	23
	United Arab Emirates (UAE)	51660	428	32582	267
	United States of America (USA)	19186	163		

Import payments by commodities/countries Table-3.1 (Contd.)
(Four digit level HS code)

(First two digit section, second two digit chapter and last two digit indicate four digit level commodities)

(Amount in thousand)

HS Code - Commodities/Countries	2024 - 2025		2025 - 2026	
	Amount (BDT)	Amount (USD)	Amount (BDT)	Amount (USD)
020909 Seeds of anise/badian/cumin etc.	**13333650**	**110137**	**9253034**	**75649**
Afghanistan	652913	5381	44382	363
Bhutan	5646	48	12444	102
China People'S Republic (P.R)	1588	13	409	3
Egypt	317080	2631	304790	2496
Finland	8571	73		
France	4144	35		
India	11541938	95330	8371758	68435
Indonesia	10193	84		
Italy	503392	4168	423666	3468
Pakistan	32776	269	63227	517
Russian Federation			1025	8
Switzerland	25398	207		
Thailand	34	0	0	0
Turkey	176301	1453	3988	33
United Arab Emirates (UAE)	33811	281	16879	138
Viet Nam	19864	164	10467	86
020910 Ginger saffron,turmric & other spices	**18449290**	**152967**	**15397321**	**125878**
Afghanistan	1982	16	2344	19
Australia			196	2
Bhutan	10667	89	23176	189
Brazil			310	3
China People'S Republic (P.R)	3591705	30017	4176042	34140
Ethiopia	4736	40	13939	114
India	12737999	105219	9631445	78734
Indonesia	358819	3025		
Korea, Republic Of	1474	12		
Myanmar	1382881	11543	759072	6216
Nepal			15965	131
Netherlands			142	1
Pakistan	40181	334	34881	286
Saudi Arabia			4383	36
Sierra Leone	4847	40		
Singapore	70297	588	47204	386
Spain	33	0	88	1
Sri Lanka			6	0
Tanzania, United Republic Of	1135	9		
Thailand	64652	535	333121	2721
United Arab Emirates (UAE)	2732	23	2215	18
United Kingdom (UK)	26	0	24	0
United States of America (USA)	2	0		
Viet Nam	175123	1476	352767	2880
021000 Cereals	**282526929**	**2333065**	**320685221**	**2622021**
021001 Wheat and meslin	**175374581**	**1450399**	**213665886**	**1746679**
Argentina	13033424	106812	54359371	443652
Australia	2139246	17529	4037696	33076
Brazil	2950565	24185	13150381	107461

Import payments by commodities/countries Table-3.1 (Contd.)
(Four digit level HS code)

(First two digit section, second two digit chapter and last two digit indicate four digit level commodities)

(Amount in thousand)

HS Code - Commodities/Countries		2024 - 2025		2025 - 2026	
		Amount (BDT)	Amount (USD)	Amount (BDT)	Amount (USD)
	Bulgaria	6272210	51306	3102772	25401
	Canada	36701006	303454	56425745	461418
	China People'S Republic (P.R)			141	1
	France			1615149	13238
	India	8644	72	51109	417
	Korea, Republic Of	5577	45		
	Romania	4649196	38785	5089708	41715
	Russian Federation	76921990	638352	45138766	369559
	Ukraine	30844907	254546	4368068	35779
	United Arab Emirates (UAE)	122239	1030	1885233	15378
	United Kingdom (UK)	917432	7520	258242	2104
	United States of America (USA)	314675	2650	23035646	188128
	Uruguay	493471	4112	1147860	9352
021003	**Barley**	**34122**	**282**	**68523**	**560**
	India	34122	282	68523	560
021004	**Oats**	**20837**	**173**	**44468**	**363**
	Australia	17661	147	10049	82
	Austria			3954	32
	China People'S Republic (P.R)	1154	10	211	2
	India			17049	139
	Sri Lanka			9891	81
	Thailand			37	0
	Ukraine	2022	17		
	United States of America (USA)			3278	27
021005	**Maize (corn)**	**36671804**	**304506**	**46052187**	**376674**
	Argentina	4279755	35665	877041	7163
	Brazil	28887125	239690	27395993	224289
	Canada	66624	555		
	China People'S Republic (P.R)	2191	18		
	India	1886599	15695	15792186	128971
	Malaysia	194	2	278	2
	Mexico			1230	10
	Oman	2008	16		
	Pakistan	431233	3622	5410	44
	Singapore	632262	5238	507789	4157
	South Africa	4996	42	843	7
	Switzerland			53289	436
	Thailand	423288	3499	315956	2582
	United States of America (USA)	55529	463	1102171	9012
021006	**Rice**	**70095840**	**574984**	**60530392**	**495098**
	China People'S Republic (P.R)	371968	3095	487044	3985
	India	55614216	456258	55576386	454660
	Italy	135	1	54	0
	Japan	48	0	48	0
	Korea, Republic Of	19	0		
	Myanmar	6031924	49442	2086050	17052
	Pakistan	2937948	24088	2314978	18862
	Philippines	22480	187	14278	117

Import payments by commodities/countries Table-3.1 (Contd.)
(Four digit level HS code)

(First two digit section, second two digit chapter and last two digit indicate four digit level commodities)

(Amount in thousand)

HS Code - Commodities/Countries		2024 - 2025		2025 - 2026	
		Amount (BDT)	Amount (USD)	Amount (BDT)	Amount (USD)
	Thailand	2894	24	14304	117
	United Kingdom (UK)			8	0
	Viet Nam	5114209	41888	37240	305
021007	**Grain sorghum.**	**241265**	**1993**	**252030**	**2060**
	India	241265	1993	252030	2060
021008	**Buckwheat,millet & canary seeds**	**88480**	**727**	**71736**	**587**
	Canada	10213	84	8603	71
	China People'S Republic (P.R)	1557	13	6038	49
	India	9338	77	12832	105
	Malaysia	1216	10		
	Russian Federation	5109	42	15779	129
	Ukraine	54661	449	27158	223
	United Arab Emirates (UAE)			1324	11
	United States of America (USA)	5100	42		
	Uzbekistan	1285	11		
021100	**Products of the milling industry; Malt; Starces; Inulin; Eheat gluten**	**2430025**	**20133**	**1741545**	**14248**
021101	**Wheat or meslin flour**	**2274**	**19**	**4159**	**34**
	China People'S Republic (P.R)	340	3		
	France	473	4	656	5
	India	35	0		
	Italy	74	1	55	0
	Japan			52	0
	Korea, Republic Of	182	2	26	0
	Singapore	9	0	2841	23
	Thailand	1160	10	519	4
	United Kingdom (UK)			11	0
021102	**Cereal flours other than wheat/meslin**	**13627**	**113**	**24186**	**198**
	China People'S Republic (P.R)	935	8	840	7
	India	28	0		
	Japan			9	0
	Malta	4632	38	11857	97
	Thailand	213	2	82	1
	Turkey	7398	61	11359	93
	United Arab Emirates (UAE)	422	4	39	0
021103	**Cereal groats, meal & pellets**	**14802**	**122**	**11088**	**91**
	India	14802	122	11088	91
021104	**Cereal grains otherwise worked**	**12100**	**99**	**10270**	**84**
	Australia	2104	17		
	Czech Republic	1118	9		
	Germany			2010	16
	India	55	0	3206	26
	Indonesia	1543	13	4614	38
	Malaysia			49	0
	Sri Lanka	1627	13		
	Thailand	498	4		

Import payments by commodities/countries Table-3.1 (Contd.)
(Four digit level HS code)

(First two digit section, second two digit chapter and last two digit indicate four digit level commodities)

(Amount in thousand)

HS Code - Commodities/Countries		2024 - 2025		2025 - 2026	
		Amount (BDT)	Amount (USD)	Amount (BDT)	Amount (USD)
	United Arab Emirates (UAE)	5156	42	391	3
021105	**Flour,meal, powder ,flakes etc.**	**379879**	**3156**	**164647**	**1348**
	Germany	121664	1009	164647	1348
	India	258216	2148		
021106	**Flour, meal, powder of dry legum veg**	**31519**	**260**	**28728**	**235**
	China People'S Republic (P.R)	3901	32	11	0
	France	3179	26		
	India	720	6	643	5
	Malaysia	19216	158	23471	192
	Peru	4345	36	4340	36
	Thailand			113	1
	United States of America (USA)	157	1	148	1
021107	**Malt, whether or not roasted**	**25668**	**212**	**38043**	**311**
	Belgium	25668	212	38043	311
021108	**Starches ; inulin**	**1940520**	**16073**	**1452011**	**11878**
	Brazil	948	8	717	6
	China People'S Republic (P.R)	41971	348	51170	419
	Denmark	145325	1201	127452	1045
	France	66070	549	22821	187
	Germany	69750	577	52836	433
	India	748001	6180	579598	4739
	Indonesia			3	0
	Ireland	5326	44		
	Italy			24460	200
	Korea, Republic Of	66593	551	73267	599
	Netherlands	24404	203	47939	393
	Pakistan	107327	892	80014	654
	Poland	9878	83	7377	60
	Singapore	13	0		
	Thailand	502867	4182	279067	2283
	Turkey	20746	172	12844	105
	United States of America (USA)	29	0	1151	9
	Viet Nam	131272	1082	91297	746
021109	**Wheat gluten, whether/not dry**	**9636**	**80**	**8414**	**69**
	Australia	10	0	280	2
	China People'S Republic (P.R)	7577	63	6494	53
	India	1607	13	1626	13
	Singapore	171	1		
	Thailand	12	0	15	0
	Turkey	260	2		
021200	**Oil seeds and oleaginous fruits; miscellaneous grains; seeds and fruit; industrial or medicinal plants; straw and fodder**	**141197652**	**1168337**	**172964116**	**1413386**
021201	**Soya bean,whether/ not broken**	**96909298**	**802674**	**114837285**	**938243**
	Argentina	708405	6007		
	Australia			302742	2487
	Brazil	41077876	341369	51418607	419521
	Canada	12017028	99520		
	China People'S Republic (P.R)			162949	1329

Import payments by commodities/countries Table-3.1 (Contd.)
(Four digit level HS code)

(First two digit section, second two digit chapter and last two digit indicate four digit level commodities)

(Amount in thousand)

HS Code - Commodities/Countries		2024 - 2025		2025 - 2026	
		Amount (BDT)	Amount (USD)	Amount (BDT)	Amount (USD)
	India			2323	19
	Netherlands	608992	5075		
	Nigeria	2341	20	27120	221
	Singapore	627353	5228		
	Switzerland	680532	5689		
	Thailand	1	0		
	United States of America (USA)	41186769	339767	62923545	514666
021202	**Ground-nut, not roastd/cooked**	**2314200**	**19112**	**3892169**	**31789**
	China People'S Republic (P.R)	24643	206	90050	736
	Egypt			6523	53
	India	2289557	18906	3795596	31000
021203	**Copra**	**3468954**	**28722**	**9008659**	**73665**
	China People'S Republic (P.R)			3488	28
	Guinea			22040	180
	India	24411	200	266956	2189
	Indonesia	2565268	21245	6655650	54410
	Malaysia			29814	244
	Papua New Guinea	479828	3976	643216	5260
	Solomon Islands	256965	2114	1116259	9135
	Thailand			52001	426
	Vanuatu	142483	1188	219236	1795
021204	**Linseed, whether or not broken**	**42180**	**349**	**169902**	**1392**
	Canada			63289	520
	Russian Federation	20289	166	106613	872
	Ukraine	21891	182		
021205	**Rape or colza seed,whether or not broken**	**28007543**	**231053**	**33487820**	**273678**
	Australia	17043446	141285	8272658	67703
	Canada	10426720	85355	24554436	200572
	China People'S Republic (P.R)	7689	63		
	India			5417	44
	Russian Federation			29236	240
	Singapore			522968	4275
	Turkey	3156	26		
	Ukraine	264729	2184	103104	844
	United Arab Emirates (UAE)	261802	2139		
021206	**Sunflower seeds,whether or not broken**	**75049**	**621**	**89867**	**735**
	Bulgaria	7929	65	4751	39
	China People'S Republic (P.R)	29656	247	41226	337
	Egypt	4468	37	3274	27
	India	27901	231	37175	304
	Moldovia	2541	21	1877	15
	Singapore			1565	13
	Ukraine	2553	21		
021207	**Other oil seed & oleagious fruits**	**2997737**	**24765**	**4693285**	**38397**

Import payments by commodities/countries Table-3.1 (Contd.)
(Four digit level HS code)

(First two digit section, second two digit chapter and last two digit indicate four digit level commodities)

(Amount in thousand)

HS Code - Commodities/Countries		2024 - 2025		2025 - 2026	
		Amount (BDT)	Amount (USD)	Amount (BDT)	Amount (USD)
	Bulgaria	43146	354	50396	413
	Canada	16460	135		
	China People'S Republic (P.R)	117490	966	55740	455
	Germany			143611	1175
	India	743064	6151	984025	8043
	Kazakhstan			18497	151
	Malaysia	7	0	7	0
	Pakistan			2675	22
	Paraguay	35457	295	3096	25
	Peru	2005	17		
	Philippines	144	1		
	Russian Federation	1195402	9864	2614972	21396
	Taiwan: Province Of China	7858	65	907	7
	Thailand	93324	770	17430	142
	Turkey	568117	4714	214429	1754
	Ukraine			7058	58
	United Arab Emirates (UAE)	175264	1434	578064	4734
	Viet Nam			2377	19
021208	**Flours & meals of oil seeds, not mustard**	**547**	**4**	**4373**	**36**
	China People'S Republic (P.R)			380	3
	Denmark	547	4	959	8
	India			3034	25
021209	**Seed,fruit & spores for sowing**	**4509227**	**37330**	**3970533**	**32485**
	Australia	46162	382	13079	107
	Brazil	74595	617	120736	988
	Chile	169127	1396	296276	2428
	China People'S Republic (P.R)	255965	2123	293617	2405
	France	37098	308	19198	157
	Germany	180734	1486	14883	122
	Guatemala	21071	171	17160	140
	India	2346624	19413	1950069	15947
	Indonesia	811	7	7047	58
	Italy	89624	742	51709	424
	Japan	71783	602	14205	116
	Korea, Republic Of	73323	607	49764	407
	Nepal	1318	11	2777	23
	Netherlands			1258	10
	New Zealand	23264	192	4115	34
	Peru	97	1		
	Philippines	11045	91	64880	530
	South Africa	32785	276	22658	185
	Spain	7789	63	30938	254
	Sri Lanka			152	1
	Taiwan: Province Of China	86938	720	59094	483
	Tanzania, United Republic Of	4356	36	1947	16
	Thailand	713960	5919	642643	5256
	Turkey	668	6		

Import payments by commodities/countries Table-3.1 (Contd.)
(Four digit level HS code)

(First two digit section, second two digit chapter and last two digit indicate four digit level commodities)

(Amount in thousand)

HS Code - Commodities/Countries		2024 - 2025		2025 - 2026	
		Amount (BDT)	Amount (USD)	Amount (BDT)	Amount (USD)
	United Arab Emirates (UAE)	356	3		
	United States of America (USA)	205770	1712	236730	1940
	Viet Nam	51219	423	55599	455
	Zambia	2744	23		
021210	**Hop cones, fresh/dried;lupulin**	**826**	**7**	**1917**	**16**
	India	826	7	1917	16
021211	**Plants & parts of plants for perfum/pharmacy**	**2631902**	**21719**	**2586530**	**21137**
	Afghanistan	1306	11	3586	29
	Azerbaijan			2753	22
	China People'S Republic (P.R)	82098	681	100730	824
	France	2507	21	6221	51
	Hong Kong: Sar Of China			8183	67
	India	1875626	15478	1588819	12983
	Indonesia	47623	393	58397	478
	Japan	301	3		
	Korea, Republic Of	7091	58		
	Myanmar	124097	1026	152580	1247
	Nepal	15987	132	27410	224
	Pakistan	26407	218	45868	375
	Peru	10802	89		
	Singapore	4920	40	807	7
	South Africa			3	0
	Spain	95	1	33	0
	Sri Lanka			66	1
	Switzerland	29940	245	60441	495
	Tanzania, United Republic Of			1069	9
	Thailand	105536	868	123998	1013
	United Arab Emirates (UAE)	2919	25	6017	49
	Uzbekistan	1223	10	2553	21
	Viet Nam	293425	2421	396996	3242
021212	**Locut bean, seaweeds sugr bet/cane etc.**	**237888**	**1961**	**221587**	**1811**
	Belgium	1738	14		
	Brazil	17466	145	28888	236
	China People'S Republic (P.R)	35185	294	20476	167
	France	1244	10		
	India	20436	169	51309	419
	Ireland	1659	14	1695	14
	Japan	5	0	25	0
	Morocco			2270	19
	Myanmar			124	1
	Singapore	12440	103	6124	50
	Spain	147540	1210	110559	904
	Thailand	174	1	8	0
	United Kingdom (UK)			108	1
021213	**Cereal straw and husks**	**2275**	**19**	**188**	**2**
	India	2275	19		

Import payments by commodities/countries Table-3.1 (Contd.)
(Four digit level HS code)

(First two digit section, second two digit chapter and last two digit indicate four digit level commodities)

(Amount in thousand)

HS Code - Commodities/Countries		2024 - 2025		2025 - 2026	
		Amount (BDT)	Amount (USD)	Amount (BDT)	Amount (USD)
	Pakistan			188	2
021214	**Swedes, mangolds, fodder roots, hay, clover etc.**	**25**	**0**		
	China People'S Republic (P.R)	25	0		
021300	**Lac; Gums, Resins and other vegetable saps and extracts**	**2246488**	**18598**	**2479913**	**20275**
021301	**Lac; natural gum, gum-resin etc.**	**1160274**	**9610**	**1196818**	**9788**
	Austria	2724	23		
	China People'S Republic (P.R)	6361	52	2472	20
	France	7560	62	16709	137
	Germany	688	6	746	6
	India	861169	7132	895839	7327
	Indonesia	253818	2101	250504	2048
	Mali	1662	14	6890	56
	Myanmar	2466	21	9985	82
	Pakistan	11982	101	12388	101
	Saudi Arabia			1227	10
	United Arab Emirates (UAE)			57	0
	Viet Nam	11843	98		
021302	**Vegetable saps and extracts;**	**1086215**	**8988**	**1283095**	**10487**
	Belgium	512	4		
	Brazil	20937	174	10873	89
	Canada	8209	68	11339	93
	China People'S Republic (P.R)	559152	4621	653867	5344
	Denmark	6282	52	8118	66
	France	806	7	45348	371
	Germany	6024	50	13304	109
	India	149918	1240	205312	1677
	Italy	103714	857	119216	975
	Japan	104	1	367	3
	Korea, Republic Of	1529	13	162	1
	Malaysia			3820	31
	Mexico			553	5
	Myanmar			22	0
	Peru			516	4
	Philippines	350	3		
	Singapore	55419	459	37053	302
	South Africa			46	0
	Spain	48896	409	80702	660
	Sri Lanka	22916	189	2198	18
	Switzerland	33376	276	25743	210
	Taiwan: Province Of China			2079	17
	Thailand	82	1		
	United Kingdom (UK)			440	4
	United States of America (USA)	65757	546	58283	476
	Viet Nam	2231	18	3735	31

Import payments by commodities/countries Table-3.1 (Contd.)
(Four digit level HS code)

(First two digit section, second two digit chapter and last two digit indicate four digit level commodities)

(Amount in thousand)

HS Code - Commodities/Countries	2024 - 2025		2025 - 2026	
	Amount (BDT)	Amount (USD)	Amount (BDT)	Amount (USD)
021400 Vegetable plaiting meterails; Vegetable products not elsewhere specified or included	**325476**	**2687**	**501253**	**4098**
021401 Vegetable materials used primarily for plaiting	**41997**	**347**	**44054**	**360**
China People'S Republic (P.R)	38279	317	41119	336
Indonesia	754	6		
Myanmar	1890	15	1419	12
Viet Nam	1074	9	1517	12
021404 Vegetable products n.e.s	**283479**	**2339**	**457199**	**3737**
China People'S Republic (P.R)	17559	146	20626	169
France	64038	526	204345	1670
Germany			3740	31
India	174109	1438	200505	1639
Korea, Republic Of	2282	19	1995	16
Mexico	4196	35		
Myanmar	9746	81	9322	76
Pakistan	2748	23	7867	64
Singapore			3751	31
Spain			81	1
Thailand			2234	18
Viet Nam	8801	73	2732	22
030000 Animal or vegetable fats and oils and their cleavage products; prepared edible fats; animal or vegetable waxes	**309655980**	**2557063**	**294906524**	**2411407**
031500 Animal or vegetable fats and oils and their cleavage products; prepared edible fats; animal or vegetable waxes	**309655980**	**2557063**	**294906524**	**2411407**
031502 Fats of bovine animals	**136**	**1**		
India	136	1		
031504 Fats and oils & their fractions	**1312864**	**10870**	**1504179**	**12291**
Belgium	8738	72	10561	86
Canada	6571	55	6317	52
Chile	767343	6347	1064981	8701
China People'S Republic (P.R)	69934	579	69652	569
Czech Republic	254	2		
Ecuador	9649	82	2293	19
France			2151	18
Germany	55700	460	71677	586
Iceland	26952	222	38776	317
India	4533	38	11296	92
Madagascar	5044	41		
Malaysia	5023	41	420	3
Mauritius	17078	140	7348	60
Netherlands	1998	17	664	5
Norway	243026	2017	197610	1615
Oman			4068	33
Philippines			2424	20
Singapore	7942	65	6141	50

Import payments by commodities/countries Table-3.1 (Contd.)
(Four digit level HS code)

(First two digit section, second two digit chapter and last two digit indicate four digit level commodities)

(Amount in thousand)

HS Code - Commodities/Countries		2024 - 2025		2025 - 2026	
		Amount (BDT)	Amount (USD)	Amount (BDT)	Amount (USD)
	Switzerland	16145	135		
	Thailand	25840	216		
	Viet Nam	41095	342	7801	64
031505	**Wool grease & faty subst thereof**	**34786**	**288**	**51852**	**424**
	Belgium	3685	30	5112	42
	China People'S Republic (P.R)	9441	77	3620	30
	France			167	1
	India	5652	47	20487	167
	United Kingdom (UK)	16008	134	22466	184
031507	**Soya-bean oils & its fractons, not refined**	**107481660**	**887024**	**87178166**	**712486**
	Argentina	67030604	552384	55454893	453337
	Brazil	23066912	190251	14798266	120829
	China People'S Republic (P.R)	8291	69	7741791	63249
	France	45222	375	49216	402
	Germany	9925	83	6885	56
	India	3995	34	8220	67
	Indonesia	295881	2425		
	Iraq	3372691	27645		
	Italy	202	2		
	Netherlands	1207268	10104		
	Paraguay	10498743	87487	8014215	65483
	Spain	2776	24		
	Switzerland	1174488	9787		
	Tanzania, United Republic Of			1157	10
	Thailand	11412	97	3223	26
	United States of America (USA)	206371	1738	1143	9
	Uruguay	546879	4519	1099158	9017
031508	**Groundnut oils & its fractons, not refined**	**15778**	**131**	**24809**	**203**
	Belgium	614	5		
	France	8877	74	7776	63
	India	4278	35	16053	131
	Spain	2008	17	566	5
	United States of America (USA)			414	3
031509	**Olive oils & its fractons, not refined**	**394090**	**3264**	**545699**	**4466**
	Canada			552	5
	China People'S Republic (P.R)	447	4		
	France	2746	23	5772	47
	Germany	2102	18	6922	57
	Greece	87	1	108	1
	India	1330	11	22269	182
	Italy	47843	396	92415	757
	Malaysia			517	4
	Philippines	1588	13		
	Portugal			782	6
	Singapore			2897	24

Import payments by commodities/countries Table-3.1 (Contd.)
(Four digit level HS code)

(First two digit section, second two digit chapter and last two digit indicate four digit level commodities)

(Amount in thousand)

HS Code - Commodities/Countries		2024 - 2025		2025 - 2026	
		Amount (BDT)	Amount (USD)	Amount (BDT)	Amount (USD)
	South Africa	101	1		
	Spain	236396	1957	370415	3031
	Sri Lanka			147	1
	Switzerland			1224	10
	Thailand	721	6	928	8
	Tunisia	79958	665	5520	45
	Turkey	13077	107	26928	221
	United Arab Emirates (UAE)	7694	63	7549	62
	United Kingdom (UK)			488	4
	United States of America (USA)			266	2
031510	**Other oils & its fractons, not refined**	**81415**	**674**	**8726**	**71**
	Japan			24	0
	Malaysia			1347	11
	Singapore	20	0		
	Spain	69717	576	7355	60
	Tunisia	11678	98		
031511	**Palm oils & its fractons, not refined**	**192096401**	**1586570**	**193809416**	**1585132**
	Argentina	277111	2271		
	China People'S Republic (P.R)			608755	4985
	Hong Kong: Sar Of China			43714	356
	India	8532	71	24357	199
	Indonesia	149853046	1235687	181060836	1480878
	Malaysia	39149829	325360	10745686	87908
	Saudi Arabia			190	2
	Singapore	2590597	21400	1234171	10054
	Spain			7280	60
	United Arab Emirates (UAE)			84427	690
	United States of America (USA)	217286	1781		
031512	**Sunflower,safflower/cotton seed oil, not refined**	**1380217**	**11526**	**1321997**	**10817**
	Argentina	425872	3611		
	Belgium	264	2		
	Bulgaria			2264	19
	China People'S Republic (P.R)	334	3	523	4
	Germany	169	1		
	India	95551	783	125604	1024
	Italy	200241	1665	147892	1209
	Malaysia			4116	34
	Russian Federation			19733	162
	Singapore	15	0		
	Spain	22609	189	13540	111
	Thailand	39	0		
	Turkey	201974	1673	264963	2166
	Ukraine	422006	3505	736709	6034
	United Arab Emirates (UAE)	11143	92	5439	44

Import payments by commodities/countries Table-3.1 (Contd.)
(Four digit level HS code)

(First two digit section, second two digit chapter and last two digit indicate four digit level commodities)

(Amount in thousand)

HS Code - Commodities/Countries		2024 - 2025		2025 - 2026	
		Amount (BDT)	Amount (USD)	Amount (BDT)	Amount (USD)
	United Kingdom (UK)			969	8
	United States of America (USA)			245	2
031513	**Coconut, palm kernel oils, not refined**	**2193178**	**18151**	**2843178**	**23258**
	Bhutan	14	0		
	China People'S Republic (P.R)	8960	73	16408	134
	Germany	720	6	403	3
	India	7808	65	12949	105
	Indonesia	1177963	9764	1262972	10329
	Malaysia	870095	7184	1300178	10639
	Netherlands			404	3
	Philippines	99049	823	46851	382
	Singapore			37275	306
	South Africa			420	3
	Spain			268	2
	Sri Lanka	7958	66	13301	109
	Thailand	14523	120	110306	902
	United Kingdom (UK)			32	0
	United States of America (USA)			36943	301
	Viet Nam	6087	50	4469	36
031514	**Rape,colza/mustard oil, not refined**	**28147**	**233**	**40120**	**328**
	Australia	12962	107	19799	161
	Canada			1145	9
	India	7870	66	8028	66
	Turkey	861	7	596	5
	United Arab Emirates (UAE)	6350	53	10552	86
	United States of America (USA)	104	1		
031515	**Other fixed vegetable fats & oils, not refined**	**226451**	**1874**	**380518**	**3111**
	Belgium	638	5		
	China People'S Republic (P.R)	40862	339	74716	611
	France	8403	69	6961	57
	Germany	11168	92	2553	21
	Hong Kong: Sar Of China			58	0
	India	89883	742	144443	1181
	Italy	12315	102	46817	382
	Japan	25	0	99	1
	Korea, Republic Of	1275	11	178	1
	Malaysia	12170	100	6056	49
	Netherlands	16131	134	30214	247
	Philippines			60051	492
	Singapore	5371	44	2844	23
	Spain	13060	109	3287	27
	Sweden	1825	15		
	Turkey	342	3		
	United Arab Emirates (UAE)	49	0	31	0
	United Kingdom (UK)			45	0
	United States of America (USA)	12935	108	2163	18

Import payments by commodities/countries Table-3.1 (Contd.)
(Four digit level HS code)

(First two digit section, second two digit chapter and last two digit indicate four digit level commodities)

(Amount in thousand)

HS Code - Commodities/Countries		2024 - 2025		2025 - 2026	
		Amount (BDT)	Amount (USD)	Amount (BDT)	Amount (USD)
031516	**Animal/vegetable fats & oils, not refined**	**2986058**	**24660**	**4208877**	**34421**
	China People'S Republic (P.R)	12240	101	20125	164
	Denmark	578	5		
	France	55428	460	42770	350
	Germany	41250	344	76908	630
	India	14114	117	30727	251
	Indonesia	700102	5786	1373998	11245
	Japan	215	2		
	Kuwait			3400	28
	Malaysia	2073974	17123	2623582	21447
	Pakistan	4172	34		
	Philippines	1884	16	1466	12
	Saudi Arabia			6284	51
	Singapore	80654	660	25092	205
	Spain	274	2	593	5
	United Arab Emirates (UAE)			3167	26
	United States of America (USA)	1174	10	764	6
031517	**Margarine & other oils**	**1154138**	**9550**	**1393542**	**11391**
	Australia	217	2	600	5
	China People'S Republic (P.R)	5493	45	12226	100
	Denmark	1243	10	2164	18
	France	1187	10	1357	11
	Germany	3944	33		
	India	50253	416	48021	393
	Indonesia	286570	2369	470316	3843
	Malaysia	666831	5516	762217	6232
	Netherlands	2013	17	2417	20
	Philippines	11868	98	4496	37
	Poland	1685	14		
	Saudi Arabia	544	4		
	Singapore	77046	641	55950	458
	Thailand	131	1		
	United Arab Emirates (UAE)	45114	375	33778	276
031518	**Animal/veg. fats & oils, boiled, oxidised etc.**	**205258**	**1706**	**1521631**	**12406**
	China People'S Republic (P.R)	134127	1114	95529	780
	France	191	2	1750	14
	India	8651	72	18991	155
	Indonesia			1329444	10836
	Italy	26124	218	3732	31
	Korea, Republic Of	14690	122	27763	227
	Malaysia	4328	36	493	4
	Taiwan: Province Of China	9244	77	10273	84
	Turkey	7814	65		
	United Kingdom (UK)			33622	275
	United States of America (USA)	88	1	34	0
031520	**Glycerol, crude;**	**1123**	**9**	**858**	**7**
	Germany	208	2	578	5

Import payments by commodities/countries Table-3.1 (Contd.)
(Four digit level HS code)

(First two digit section, second two digit chapter and last two digit indicate four digit level commodities)

(Amount in thousand)

HS Code - Commodities/Countries	2024 - 2025		2025 - 2026	
	Amount (BDT)	Amount (USD)	Amount (BDT)	Amount (USD)
India	559	5	103	1
Italy	356	3		
Japan			177	1
031521 Vegetable waxes & beewaxes etc.,not refined	**64280**	**533**	**72956**	**596**
Belgium			1788	15
Brazil	25375	210	25509	209
China People'S Republic (P.R)	13372	110	11631	95
France	1196	10		
Germany	14175	119	16639	136
India	31	0		
Italy	753	6	829	7
Korea, Republic Of			715	6
Pakistan	229	2		
Singapore			61	1
Taiwan: Province Of China	46	0		
Thailand	8918	73	15691	128
United Kingdom (UK)			93	1
United States of America (USA)	186	2		
040000 Prepared foodstuffs; Beverages, Spirits and vineger; Tobacco and manufactured tobacco substitues	**282304810**	**2335003**	**278334705**	**2275214**
041600 Preparations of meat, of fish or of crustaceans, molluscs or other aquatic invertebrates	**260109**	**2150**	**331239**	**2708**
041601 Sausages of meat, meat offal or blood	**145861**	**1203**	**127568**	**1044**
Brazil	3288	27		
China People'S Republic (P.R)	6149	50	163	1
France	6310	52	11219	92
India	11053	92	15980	131
Malaysia	34639	286	36837	301
Thailand	181	1		
Turkey	84241	694	63370	519
041602 Other prepared meat/meat offal or blood	**83557**	**693**	**158836**	**1298**
Brazil	14100	117	21781	178
China People'S Republic (P.R)	62	1	1	0
France	30202	250	24277	199
Malaysia	23869	198	19006	155
Saudi Arabia	11836	98	42313	346
Thailand	252	2	17	0
Turkey			41269	337
United Arab Emirates (UAE)	3236	27	10140	83
United Kingdom (UK)			32	0
041603 Extract & juice of meat,fish etc.			**4731**	**39**
China People'S Republic (P.R)			86	1
India			4646	38

Import payments by commodities/countries Table-3.1 (Contd.)
(Four digit level HS code)

(First two digit section, second two digit chapter and last two digit indicate four digit level commodities)

(Amount in thousand)

HS Code - Commodities/Countries	2024 - 2025		2025 - 2026	
	Amount (BDT)	Amount (USD)	Amount (BDT)	Amount (USD)
041604 Prepared fish; caviar prepd. from fish eggs	**23898**	**198**	**25213**	**206**
China People'S Republic (P.R)	168	1	225	2
India	2701	23	6573	54
Indonesia	35	0	736	6
Japan	2	0	36	0
Korea, Republic Of	224	2	248	2
Malaysia	5938	49	1277	10
Singapore	33	0		
Spain	365	3	153	1
Thailand	13274	110	15905	130
United Kingdom (UK)	1041	9	60	0
United States of America (USA)	116	1		
041605 Crustaceans, molluscs etc.	**6794**	**56**	**14890**	**121**
China People'S Republic (P.R)	2721	23	489	4
India			11282	92
Malaysia	3477	28	1916	16
Thailand	597	5	1202	10
041700 Sugars and sugar confectionery	**129496650**	**1069808**	**112006153**	**915727**
041701 Cane or beet sugar,in solid form	**122393553**	**1010971**	**108096612**	**883768**
Australia	183961	1529	174660	1428
Brazil	102715184	848374	93008254	760469
China People'S Republic (P.R)	2644	22	777	6
France	76835	633	11233	92
Germany	15992	132	18690	153
India	14551870	120360	11859070	96949
Japan	28	0		
Korea, Republic Of	56124	468	46670	382
Malaysia	449676	3707	391434	3203
Mauritania	276	2		
Mauritius	4323	36	13062	107
Pakistan	1525145	12529		
Poland	206956	1701		
Singapore	32	0	160095	1304
Sri Lanka	24	0	35	0
Switzerland	890991	7425	271230	2218
Thailand	1192833	9756	2139557	17443
United Arab Emirates (UAE)	408505	3356	1790	15
United Kingdom (UK)	31253	256	14	0
United States of America (USA)	474	4	20	0
Viet Nam	80426	681	19	0
041702 Other sugar incl. lactos glucos	**5650387**	**46807**	**2756572**	**22542**
Canada	738	6	12345	101
China People'S Republic (P.R)	1206889	9996	1078292	8821
France	2954	25	39733	326
Germany	603192	5007	444797	3637
Hong Kong: Sar Of China	1754	14		
India	3325197	27537	582303	4762
Indonesia	27286	225	13109	107
Malaysia	107	1	2023	17

Import payments by commodities/countries Table-3.1 (Contd.)
(Four digit level HS code)

(First two digit section, second two digit chapter and last two digit indicate four digit level commodities)

(Amount in thousand)

HS Code - Commodities/Countries		2024 - 2025		2025 - 2026	
		Amount (BDT)	Amount (USD)	Amount (BDT)	Amount (USD)
	Netherlands	86289	712	140626	1150
	New Zealand	239986	1991	268186	2192
	Pakistan			15	0
	Singapore	13640	114	5907	48
	Spain	152	1	1489	12
	Taiwan: Province Of China			440	4
	Thailand	498	4	169	1
	Turkey	29798	249	36232	296
	United Arab Emirates (UAE)	4125	34	1596	13
	United Kingdom (UK)	652	5	1038	8
	United States of America (USA)	107129	886	128270	1048
041703	**Molasses from extr/refining sugr**	**1059001**	**8784**	**681758**	**5564**
	China People'S Republic (P.R)			7219	59
	India	271833	2288	190514	1552
	Indonesia			218373	1780
	Korea, Republic Of	3266	27	5843	48
	Malaysia	17552	144	19552	160
	Myanmar	1600	13	1747	14
	Nepal	466984	3868	102551	837
	Pakistan	273904	2246	6502	53
	South Africa			2174	18
	Thailand			127282	1043
	United Arab Emirates (UAE)	15379	126		
	United States of America (USA)	8483	72		
041704	**Sugar confctionry, not containing cocoa**	**393709**	**3246**	**471212**	**3852**
	Australia	456	4		
	China People'S Republic (P.R)	210266	1731	326974	2674
	Colombia	230	2		
	Germany	1870	15		
	India	65524	540	11092	90
	Indonesia	66980	553	35334	289
	Italy	884	7		
	Japan			20	0
	Korea, Republic Of	876	7	156	1
	Malaysia	12175	101	28878	236
	Netherlands			81	1
	New Zealand	534	4	1612	13
	Pakistan			587	5
	Philippines			158	1
	Singapore	4972	41	21413	175
	Thailand	3599	30	12479	102
	Turkey	20228	167	22152	181
	United Arab Emirates (UAE)	1154	9		
	United Kingdom (UK)	591	5	3481	28
	United States of America (USA)	65	1		
	Viet Nam	3304	28	6795	55

Import payments by commodities/countries Table-3.1 (Contd.)
(Four digit level HS code)

(First two digit section, second two digit chapter and last two digit indicate four digit level commodities)

(Amount in thousand)

HS Code - Commodities/Countries		2024 - 2025		2025 - 2026	
		Amount (BDT)	Amount (USD)	Amount (BDT)	Amount (USD)
041800	**Cocoa and cocoa preparations**	**2077568**	**17182**	**1688265**	**13805**
041801	**Cocoa beans, broken, raw or roasted**	**21079**	**173**	**24786**	**203**
	India			610	5
	Sierra Leone	13115	108	24158	198
	Sri Lanka	766	6	18	0
	Viet Nam	7198	59		
041803	**Cocoa paste, not defatted**	**8073**	**66**	**41531**	**340**
	China People'S Republic (P.R)	2328	19		
	Ghana	1098	9		
	India	1156	10	3345	27
	Indonesia			34998	286
	Malaysia	74	1	214	2
	Singapore	3416	28	2974	24
041804	**Cocoa butter,fat and oil.**	**65001**	**533**	**16241**	**133**
	China People'S Republic (P.R)	1325	11	2	0
	India	2746	23	9820	80
	Indonesia	25893	212		
	Malaysia	31616	260	6279	51
	Singapore	3421	28		
	United States of America (USA)			140	1
041805	**Cocoa powder,not add sugr/sweet**	**699389**	**5790**	**701491**	**5739**
	Brazil	18621	155	2695	22
	Cambodia	6174	52		
	China People'S Republic (P.R)	52051	426	16457	134
	Denmark	4416	37		
	Ghana	2592	22	19391	159
	India	3806	32	6920	57
	Indonesia	140831	1165	214097	1754
	Malaysia	339759	2815	334186	2732
	Netherlands	15955	132	3209	26
	Singapore	114310	949	101503	829
	Thailand	66	1	289	2
	United Arab Emirates (UAE)			2387	19
	United Kingdom (UK)	807	7	358	3
041806	**Chocolate/food prep. Contain. Cocoa**	**1284026**	**10619**	**904215**	**7391**
	Australia	1053	9	495	4
	Belgium	9817	82	1075	9
	Canada	136	1		
	China People'S Republic (P.R)	14135	117	11503	94
	France	2804	23	7086	58
	Germany	7304	61	2141	17
	Hong Kong: Sar Of China	4374	36		
	Hungary			10402	85
	India	512722	4240	279374	2284
	Indonesia	4583	38	3095	25
	Italy	4984	41	1185	10
	Japan	75	1		
	Korea, Republic Of	7082	59	42	0

Import payments by commodities/countries Table-3.1 (Contd.)
(Four digit level HS code)

(First two digit section, second two digit chapter and last two digit indicate four digit level commodities)

(Amount in thousand)

HS Code - Commodities/Countries	2024 - 2025		2025 - 2026	
	Amount (BDT)	Amount (USD)	Amount (BDT)	Amount (USD)
Malaysia	289079	2391	366658	2995
Netherlands	118914	980	15033	123
New Zealand	43	0		
Norway			95	1
Pakistan	3976	33	588	5
Poland	89152	739	61292	502
Qatar			235	2
Singapore	76497	634	68767	562
Spain	52206	431	31165	255
Sri Lanka	3795	32	5678	46
Sweden			6668	55
Switzerland	1081	9	459	4
Taiwan: Province Of China	67	1	62	1
Thailand	4053	33	5953	49
Turkey	57532	477	14986	123
United Arab Emirates (UAE)	3357	28	827	7
United Kingdom (UK)	9418	78	5049	41
United States of America (USA)	5787	48	4301	35
041900 Preparations of cereals, flour, starch or milk; pastry cooks' products	**17977771**	**148738**	**21155914**	**172978**
041901 Malt extract;	**15826594**	**130932**	**18996876**	**155326**
Australia	349726	2863	869937	7120
Austria	4887	40		
Belgium	757811	6245	440999	3607
Canada	321	3		
Chile	425452	3520	223521	1833
China People'S Republic (P.R)	78498	654	92142	753
Denmark	3601721	29899	4894110	39998
Finland	1688	14		
France	2030598	16803	2095361	17123
Germany	1844864	15278	1293428	10580
India	3973363	32827	4542746	37149
Indonesia	5453	45	494605	4032
Ireland	138403	1142	339997	2780
Italy	85880	705	28512	234
Japan	310	3	206	2
Korea, Republic Of	13332	110	14194	116
Malaysia	1841329	15217	2768079	22651
Malta	533	4	359	3
Netherlands	168091	1390	261443	2137
New Zealand	48947	407	20941	171
Norway			762	6
Pakistan	17270	144	32128	263
Poland			75	1
Saudi Arabia	100860	833	92816	759
Singapore	8939	73	67094	547
Spain	1633	14	2836	23
Sri Lanka	6742	56	10241	84
Switzerland	722	6	101	1
Thailand	54869	453	63934	523

Import payments by commodities/countries Table-3.1 (Contd.)
(Four digit level HS code)

(First two digit section, second two digit chapter and last two digit indicate four digit level commodities)

(Amount in thousand)

HS Code - Commodities/Countries		2024 - 2025		2025 - 2026	
		Amount (BDT)	Amount (USD)	Amount (BDT)	Amount (USD)
	Turkey	148	1	3222	26
	Ukraine			27323	223
	United Arab Emirates (UAE)	12838	106	43038	352
	United Kingdom (UK)	33929	280	51733	423
	United States of America (USA)	341	3	1236	10
	Viet Nam	217096	1794	219758	1798
041902	**Pasta whether or not cooked**	**196461**	**1623**	**227472**	**1860**
	Australia	167	1	142	1
	China People'S Republic (P.R)	8027	66	13579	111
	Egypt	1131	9	215	2
	India	52570	434	58058	475
	Indonesia	12489	103	15210	124
	Italy	12530	104	13615	111
	Japan	221	2	118	1
	Korea, Republic Of	36790	303	38941	318
	Malaysia	1662	14	3356	27
	Myanmar	4491	37	9608	79
	Pakistan	109	1	1683	14
	Philippines	50	0		
	Singapore	2798	23	655	5
	Thailand	9473	79	9147	75
	Turkey	16225	135	20253	166
	United Arab Emirates (UAE)	37487	310	42669	349
	United Kingdom (UK)	25	0	98	1
	United States of America (USA)	137	1	75	1
	Viet Nam	80	1	51	0
041903	**Tapioca & substitutes thereof**	**1058646**	**8764**	**1057701**	**8647**
	China People'S Republic (P.R)	4369	36	17767	145
	India	476739	3943	468096	3825
	Taiwan: Province Of China	512	4	5543	45
	Thailand	577027	4781	566296	4631
041904	**Prepared foods obtained,cereal products,**	**675544**	**5594**	**489793**	**4006**
	Australia	134576	1121	21893	179
	Austria			1294	11
	Canada	2062	17	1113	9
	China People'S Republic (P.R)	988	8	1157	9
	France			321	3
	India	467508	3864	369214	3020
	Japan			189	2
	Korea, Republic Of	111	1	17	0
	Malaysia	28996	240	53091	434
	Malta			661	5
	Myanmar			2516	21
	Norway			156	1
	Philippines	8831	74		
	Poland	691	6		
	Saudi Arabia			708	6
	Singapore	139	1	78	1

Import payments by commodities/countries Table-3.1 (Contd.)
(Four digit level HS code)

(First two digit section, second two digit chapter and last two digit indicate four digit level commodities)

(Amount in thousand)

HS Code - Commodities/Countries	2024 - 2025		2025 - 2026	
	Amount (BDT)	Amount (USD)	Amount (BDT)	Amount (USD)
Sri Lanka	7176	60	17256	141
Switzerland	1394	11		
Thailand	1273	11	13	0
United Arab Emirates (UAE)	4835	40	6059	50
United Kingdom (UK)	14332	118	11829	97
United States of America (USA)	2602	22	1822	15
Viet Nam	29	0	404	3
041905 Bread,pastry,cakes,biscuits etc.	**220525**	**1825**	**384073**	**3139**
Australia	35	0		
Austria	530	4	978	8
Belgium	579	5	2922	24
Canada			737	6
China People'S Republic (P.R)	8841	73	16004	131
Denmark	199	2		
France	23	0		
Germany			46	0
Hong Kong: Sar Of China	52	0		
India	75976	628	181542	1484
Indonesia	9063	75	12340	101
Italy	13276	110	16466	134
Japan	59	0	749	6
Korea, Republic Of	2381	20	1697	14
Malaysia	50912	421	69427	567
Norway			1031	8
Pakistan			77	1
Poland	2194	18	15104	123
Saudi Arabia	1796	15	1372	11
Singapore	3045	25	13009	106
Spain	2375	20	884	7
Thailand	11275	93	9549	78
Turkey	4562	38	2291	19
United Arab Emirates (UAE)	23416	195	26546	218
United Kingdom (UK)	5541	46	4819	39
United States of America (USA)	1563	13	1497	12
Viet Nam	2834	23	4988	41
042000 Preparations of vegetables, fruit, nuts or other parts of plants	**2470643**	**20423**	**1867847**	**15270**
042001 Vegetibles,fruit,nut & other edible part of plants	**108143**	**886**	**49388**	**404**
Bhutan	134	1		
China People'S Republic (P.R)	64683	527	1493	12
Egypt	743	6	1446	12
India	37246	308	31151	255
Italy	95	1		
Korea, Republic Of	64	1	34	0
Myanmar			8568	70
Netherlands			83	1
Pakistan			130	1

Import payments by commodities/countries Table-3.1 (Contd.)
(Four digit level HS code)

(First two digit section, second two digit chapter and last two digit indicate four digit level commodities)

(Amount in thousand)

HS Code - Commodities/Countries		2024 - 2025		2025 - 2026	
		Amount (BDT)	Amount (USD)	Amount (BDT)	Amount (USD)
	Saudi Arabia	1170	10		
	Spain	41	0	36	0
	Thailand	54	0	393	3
	United Kingdom (UK)			32	0
	United States of America (USA)	384	3	253	2
	Viet Nam	3527	29	5770	47
042002	**Tomatoes prep/presrv n/vinegar**	**90471**	**747**	**114924**	**939**
	Australia	129	1	126	1
	China People'S Republic (P.R)	81492	673	93494	764
	France			795	7
	India	2496	21	11936	98
	Italy	4162	34	6751	55
	Malaysia			396	3
	Philippines	98	1		
	Spain	1160	10	866	7
	Turkey	15	0		
	United Arab Emirates (UAE)	420	3	560	5
	United States of America (USA)	501	4		
042003	**Mushroom & truffles**	**201123**	**1656**	**131692**	**1077**
	Chile			522	4
	China People'S Republic (P.R)	200618	1652	129588	1059
	Malaysia	155	1		
	Singapore	350	3	1581	13
042004	**Other Veg. prep/presrv., frozen**	**291540**	**2414**	**272176**	**2226**
	Belgium	25538	212	4569	37
	China People'S Republic (P.R)	73819	610	87615	717
	Denmark	116	1	67	1
	Germany			958	8
	India	134638	1113	154391	1263
	Netherlands	50639	421	23412	191
	Singapore	3579	29		
	Thailand	389	3	1164	10
	United Kingdom (UK)	2821	24		
042005	**Other Veg. prep/presrv., not frozen**	**273921**	**2273**	**215763**	**1764**
	Belgium	330	3	1198	10
	Bhutan	42	0		
	Chile	10	0		
	China People'S Republic (P.R)	47535	392	50522	413
	Egypt	168	1	90	1
	France	43658	362	50224	411
	Greece			11	0
	India	61665	514	4111	33
	Indonesia	85	1	249	2
	Italy	695	6	654	5
	Japan	31	0	633	5
	Korea, Republic Of	918	8	1266	10
	Malaysia	81924	680	73999	605

Import payments by commodities/countries Table-3.1 (Contd.)
(Four digit level HS code)

(First two digit section, second two digit chapter and last two digit indicate four digit level commodities)

(Amount in thousand)

HS Code - Commodities/Countries		2024 - 2025		2025 - 2026	
		Amount (BDT)	Amount (USD)	Amount (BDT)	Amount (USD)
	Myanmar			560	5
	Pakistan			224	2
	Poland			285	2
	Saudi Arabia			44	0
	Singapore	11	0	2346	19
	South Africa	210	2		
	Spain	12019	100	7825	64
	Thailand	7591	63	8607	70
	United Arab Emirates (UAE)	1840	15	824	7
	United Kingdom (UK)	236	2	423	3
	United States of America (USA)	14953	125	10323	84
	Viet Nam			1344	11
042006	**Vegetables,fruit/nut etc. preserved by sugar**	**33135**	**275**	**9771**	**80**
	China People'S Republic (P.R)	444	4	52	0
	India	21078	176		
	Ireland			2	0
	Malaysia	243	2	174	1
	Philippines	245	2		
	Spain	10851	89	8830	72
	Thailand			698	6
	United Kingdom (UK)			15	0
	Viet Nam	272	2		
042007	**Jams,fruit jellies etc.**	**57145**	**471**	**55765**	**455**
	Australia	922	8	1759	14
	Belgium	4854	40	396	3
	Bhutan	8713	72	492	4
	China People'S Republic (P.R)	1049	9	6843	56
	Denmark	1957	16	1487	12
	Egypt			347	3
	France	3686	31	1830	15
	Germany	1837	15	128	1
	India	9994	82	7099	58
	Korea, Republic Of	10	0	99	1
	Malaysia	8419	70	7004	57
	Moldovia	82	1	224	2
	Philippines	625	5		
	Singapore	4108	34		
	Spain	3199	26	3974	32
	Taiwan: Province Of China	1969	16	4041	33
	Thailand			43	0
	Turkey	3566	29	18087	148
	United Arab Emirates (UAE)			389	3
	United Kingdom (UK)	1769	15	210	2
	United States of America (USA)	353	3	296	2
	Viet Nam	33	0	1017	8
042008	**Fruit & nuts etc.,**	**875155**	**7232**	**402084**	**3288**

Import payments by commodities/countries Table-3.1 (Contd.)
(Four digit level HS code)

(First two digit section, second two digit chapter and last two digit indicate four digit level commodities)

(Amount in thousand)

HS Code - Commodities/Countries		2024 - 2025		2025 - 2026	
		Amount (BDT)	Amount (USD)	Amount (BDT)	Amount (USD)
	Australia	109	1	68	1
	Belgium	21483	179	12449	102
	Chile	33	0		
	China People'S Republic (P.R)	101450	841	75758	620
	Cote D'Ivoire	14881	121		
	Egypt			240	2
	France	25150	209	33228	272
	Germany	1213	10		
	Greece	9111	76	10030	82
	India	556818	4592	102852	841
	Indonesia	1100	9	1717	14
	Italy	15757	131	16460	134
	Korea, Republic Of	1384	12	57	0
	Malaysia	1724	15	917	8
	Myanmar			3849	32
	Pakistan	32496	271	48525	397
	Philippines	3637	30	5140	42
	Poland	1187	10		
	Singapore	1385	11		
	South Africa	1356	11	163	1
	Spain	2853	24	5492	45
	Sri Lanka	898	8	479	4
	Thailand	67205	557	55447	453
	Turkey	3306	28	1970	16
	United Arab Emirates (UAE)	4274	35	2925	24
	United Kingdom (UK)	330	3	142	1
	United States of America (USA)	3671	30	2109	17
	Viet Nam	2345	20	22066	181
042009	**Frut & vegetable juices**	**540011**	**4469**	**616284**	**5037**
	Afghanistan	9015	75	3752	31
	Australia	1953	16	1230	10
	Austria	7380	60		
	Belgium			1020	8
	Bhutan	226917	1872	310601	2539
	Canada	71	1		
	China People'S Republic (P.R)	86511	716	100999	825
	Cyprus	6188	51	9906	81
	Denmark	4339	35	9576	78
	Egypt	2005	17		
	Georgia			1854	15
	Germany	302	3		
	India	3924	33	14524	119
	Italy			5233	43
	Japan	19	0	1	0
	Korea, Republic Of			1686	14
	Malaysia	8653	72	16903	138
	Moldovia	1500	13	3482	28

Import payments by commodities/countries Table-3.1 (Contd.)
(Four digit level HS code)

(First two digit section, second two digit chapter and last two digit indicate four digit level commodities)

(Amount in thousand)

HS Code - Commodities/Countries		2024 - 2025		2025 - 2026	
		Amount (BDT)	Amount (USD)	Amount (BDT)	Amount (USD)
	Norway			320	3
	Pakistan	36447	301	31499	258
	Peru	809	7	650	5
	Poland	3404	28	2096	17
	Singapore	477	4		
	South Africa	4016	33	2775	23
	Spain	36263	304	26161	214
	Sri Lanka	14457	119	9084	74
	Taiwan: Province Of China	1176	10		
	Thailand	10914	91	14744	121
	Turkey	24988	209	16189	132
	United Arab Emirates (UAE)			83	1
	United Kingdom (UK)	7300	61	6032	49
	United States of America (USA)	8377	70	2742	22
	Viet Nam	32605	270	23141	189
042100	**Miscellaneous edible preparations**	**16586863**	**137273**	**16325542**	**133482**
042101	**Extracts,essences of coffee,tea etc.**	**1951594**	**16093**	**2364469**	**19346**
	Australia			47	0
	Bahrain			155	1
	Belgium	2694	22		
	Brazil	3417	28	20285	166
	Canada	456	4		
	China People'S Republic (P.R)	7332	60	13328	109
	Colombia	10664	87	23730	194
	France	3600	30		
	Germany	1734	14	7311	60
	Hong Kong: Sar Of China	341	3	37	0
	India	1773146	14617	2110863	17273
	Indonesia	32531	270	59508	486
	Italy	46	0		
	Japan			118	1
	Korea, Republic Of	145	1	5731	47
	Malaysia	63338	525	27998	229
	Netherlands	2093	18	1031	8
	New Zealand	862	7		
	Poland	12673	104	7298	60
	Russian Federation	202	2	461	4
	Singapore	2093	17	799	7
	Sri Lanka	350	3		
	Switzerland	8648	72	11676	96
	Thailand	6936	57	975	8
	Turkey			1150	9
	United Arab Emirates (UAE)	2182	18	1534	13
	United Kingdom (UK)	3101	26	19619	160
	United States of America (USA)	2166	18	59	0
	Viet Nam	10847	89	50755	414
042102	**Yeast; baking powder**	**1841848**	**15282**	**2187236**	**17884**
	Australia	16	0	15	0

Import payments by commodities/countries Table-3.1 (Contd.)
(Four digit level HS code)

(First two digit section, second two digit chapter and last two digit indicate four digit level commodities)

(Amount in thousand)

HS Code - Commodities/Countries		2024 - 2025		2025 - 2026	
		Amount (BDT)	Amount (USD)	Amount (BDT)	Amount (USD)
	Austria	29820	249	10637	87
	Belgium			1700	14
	Brazil	11325	93	77784	637
	China People'S Republic (P.R)	1307410	10846	1661268	13582
	Denmark	15658	129	34026	277
	France	2935	24	1154	9
	Germany	1126	9	45164	369
	Hong Kong: Sar Of China			48	0
	India	36433	304	11623	95
	Indonesia	237271	1966	195034	1596
	Italy	14581	120	11380	93
	Japan			245	2
	Malaysia	7244	60	11717	96
	Malta	8323	69	14802	121
	Netherlands	8705	71	4857	40
	Peru	22	0		
	Poland	113751	947	78023	637
	Singapore	2814	24		
	Thailand			2	0
	Turkey	6686	57	5206	43
	United Arab Emirates (UAE)	225	2	237	2
	United States of America (USA)	37504	311	18671	153
	Viet Nam			3646	30
042103	**Sauces and preparations thereof**	**3440034**	**28469**	**3333908**	**27254**
	Australia	2694	22	1467	12
	Austria	5589	46	3041	25
	Bhutan	753	6	1632	13
	Canada	3926	32	2529	21
	China People'S Republic (P.R)	223202	1842	234502	1917
	Colombia	69	1		
	Egypt	28	0	109	1
	France	543	4		
	Germany	2001	17	12973	106
	Greece	90	1	660	5
	Hong Kong: Sar Of China			2952	24
	India	1341243	11092	1201054	9817
	Indonesia	2959	25	17047	139
	Italy	260	2	900	7
	Japan	1078	9	1060	9
	Korea, Republic Of	2948	24	7236	59
	Madagascar	412	3		
	Malaysia	273417	2274	233760	1912
	Malta	3991	34	7193	59
	Myanmar			5689	47
	Netherlands	143110	1186	210395	1720
	New Zealand			780	6
	Norway	724	6	371	3
	Oman	509	4	2415	20

Import payments by commodities/countries Table-3.1 (Contd.)
(Four digit level HS code)

(First two digit section, second two digit chapter and last two digit indicate four digit level commodities)

(Amount in thousand)

HS Code - Commodities/Countries		2024 - 2025		2025 - 2026	
		Amount (BDT)	Amount (USD)	Amount (BDT)	Amount (USD)
	Pakistan	37948	314	65582	536
	Poland	82	1		
	Saudi Arabia	1531	13	1013	8
	Singapore	956419	7920	917129	7497
	South Africa	3854	32	5611	46
	Spain	122	1	1177	10
	Switzerland	314	3		
	Taiwan: Province Of China			764	6
	Thailand	321982	2659	345047	2821
	Turkey	1469	12	157	1
	United Arab Emirates (UAE)	57541	477	30006	246
	United Kingdom (UK)	1975	16	3586	29
	United States of America (USA)	46520	383	13777	113
	Viet Nam	732	6	2296	19
042104	**Soups & broths preparations thereof**	**294747**	**2452**	**339340**	**2774**
	China People'S Republic (P.R)	14177	117	5504	45
	India	17473	144	32632	267
	Japan	886	7	27	0
	Korea, Republic Of	204	2	302	2
	Malaysia	257607	2145	296339	2423
	Singapore	11	0		
	Thailand	3672	30	3863	32
	Turkey			550	5
	United Arab Emirates (UAE)	480	4		
	United Kingdom (UK)	238	2	83	1
	United States of America (USA)			41	0
042105	**Ice cream & other edible ice**	**42401**	**350**	**14260**	**117**
	Switzerland	40927	338	14260	117
	Thailand	1474	12		
042106	**Food preparations n.e.s**	**9016239**	**74628**	**8086328**	**66107**
	Australia	514	4	1403	11
	Austria	13279	111	616	5
	Bahrain	273117	2274	119842	980
	Belgium	10574	88	34469	283
	Canada			765	6
	China People'S Republic (P.R)	1169019	9658	874647	7145
	Czech Republic	531	4	242	2
	Denmark	15696	129	17389	142
	Egypt	614	5		
	Estonia	240	2	214	2
	Finland	1272	11	680	6
	France	15187	125	10578	87
	Germany	12451	104	14734	121
	Hong Kong: Sar Of China	5168	44		
	Iceland	786	6	1529	13
	India	1047866	8663	1057963	8655
	Indonesia	46625	384	32538	266
	Italy	155577	1282	150968	1233
	Japan	539	4	968	8

Import payments by commodities/countries Table-3.1 (Contd.)
(Four digit level HS code)

(First two digit section, second two digit chapter and last two digit indicate four digit level commodities)

(Amount in thousand)

HS Code - Commodities/Countries		2024 - 2025		2025 - 2026	
		Amount (BDT)	Amount (USD)	Amount (BDT)	Amount (USD)
	Jordan			1337	11
	Korea, Republic Of	37392	310	47785	391
	Malaysia	606122	5002	359631	2940
	Malta	65599	538	127745	1045
	Myanmar	2401	20	439	4
	Nepal	13655	114	14961	122
	Netherlands	73782	612	55866	457
	New Zealand	255	2	16976	139
	Pakistan	4770	39	16425	134
	Peru			6248	51
	Philippines	1227	10	1352	11
	Poland	6176	51	2320	19
	Portugal	99	1	342	3
	Qatar	575	5		
	Romania	6452	54	8167	67
	Saudi Arabia			509	4
	Singapore	4836076	40067	4452646	36398
	South Africa			3072	25
	Spain	25448	211	23862	195
	Sri Lanka	17766	147	26657	218
	Sweden	34574	285	7522	62
	Switzerland	33852	280	49440	404
	Taiwan: Province Of China	10939	90	5484	45
	Thailand	208126	1726	258714	2115
	Turkey	38567	316	31945	261
	United Arab Emirates (UAE)	20298	168	42637	348
	United Kingdom (UK)	2386	20	590	5
	United States of America (USA)	157601	1304	168432	1378
	Viet Nam	43045	355	35679	292
042200	**Beverages, spirits and vinegar**	**698340**	**5767**	**581384**	**4752**
042201	**Mineral & aerated waters,not add. Sug.**	**27291**	**228**	**31597**	**258**
	Canada	68	1		
	China People'S Republic (P.R)	64	1	140	1
	France	16024	134	17187	141
	India	658	5		
	Italy			1404	11
	Malaysia	3470	29	3501	29
	Norway			1625	13
	Qatar			122	1
	Singapore	22	0	45	0
	United Arab Emirates (UAE)	71	1	199	2
	United Kingdom (UK)	6913	58	6853	56
	United States of America (USA)			201	2
	Viet Nam			320	3
042202	**Mineral & areated waters add. Sug**	**49178**	**408**	**50999**	**417**
	Afghanistan	5152	43	1133	9
	Australia	496	4	394	3
	Austria	373	3		

Import payments by commodities/countries Table-3.1 (Contd.)
(Four digit level HS code)

(First two digit section, second two digit chapter and last two digit indicate four digit level commodities)

(Amount in thousand)

HS Code - Commodities/Countries		2024 - 2025		2025 - 2026	
		Amount (BDT)	Amount (USD)	Amount (BDT)	Amount (USD)
	China People'S Republic (P.R)	3523	29	2043	17
	Germany			2	0
	India	28	0	350	3
	Indonesia			505	4
	Japan	650	5	536	4
	Korea, Republic Of	1770	15	1389	11
	Malaysia	26371	219	27347	223
	Myanmar			385	3
	Saudi Arabia	2043	17	2009	16
	Singapore	613	5	8198	67
	Spain			2255	18
	Thailand	679	6	2270	19
	Turkey	613	5		
	United Arab Emirates (UAE)	541	4	51	0
	United Kingdom (UK)	1352	11	896	7
	United States of America (USA)	2595	21	275	2
	Viet Nam	2380	20	961	8
042203	**Beer made from malt**	**36806**	**305**	**59035**	**482**
	Australia			26	0
	Belgium	9983	82	12887	105
	Denmark	2151	18	1929	16
	Germany	233	2	7777	63
	Hong Kong: Sar Of China	186	2	214	2
	Ireland	67	1	45	0
	Italy	239	2	251	2
	Japan	92	1	416	3
	Korea, Republic Of	3566	30	128	1
	Mexico	3008	25	3442	28
	Netherlands	5813	48	15832	129
	Norway			19	0
	Philippines	2377	19	1051	9
	Singapore	749	6	12299	101
	Spain			23	0
	Thailand			49	0
	United Kingdom (UK)	5941	49	1254	10
	United States of America (USA)	347	3		
	Viet Nam	2056	17	1394	11
042204	**Wine of fresh grapes**	**22294**	**185**	**23394**	**191**
	Argentina			160	1
	Australia	2690	22	3664	30
	Austria	3285	27		
	Belgium			77	1
	Chile	742	6	1516	12
	France	5276	44	8242	67
	Germany	25	0	98	1
	Italy	5126	43	525	4
	Jordan	8	0	46	0
	New Zealand			97	1

Import payments by commodities/countries Table-3.1 (Contd.)
(Four digit level HS code)

(First two digit section, second two digit chapter and last two digit indicate four digit level commodities)

(Amount in thousand)

HS Code - Commodities/Countries		2024 - 2025		2025 - 2026	
		Amount (BDT)	Amount (USD)	Amount (BDT)	Amount (USD)
	Philippines	35	0	267	2
	Portugal	99	1	83	1
	Serbia			8	0
	South Africa	3395	28	1485	12
	Spain	4	0	2923	24
	United Arab Emirates (UAE)	416	3		
	United Kingdom (UK)	1195	10	84	1
	United States of America (USA)			4119	34
042205	**Vermouth & other wine of fresh grapes**	**24**	**0**		
	Italy	17	0		
	United Kingdom (UK)	7	0		
042206	**Other fermented beverages**	**212**	**2**	**51**	**0**
	Ireland	55	0		
	Poland	58	0		
	South Africa	32	0	51	0
	United Kingdom (UK)	67	1		
042207	**Undenaturd ethyl alcohol vol. 80%+**	**134535**	**1111**	**106231**	**869**
	China People'S Republic (P.R)	1649	14	3490	29
	Germany	42451	350	46435	380
	India	2256	19	9953	81
	Pakistan	28316	234	27801	227
	Spain	8025	66	768	6
	Switzerland	773	6	397	3
	United Arab Emirates (UAE)	2410	20		
	United Kingdom (UK)	5511	46	9177	75
	United States of America (USA)	26404	216		
	Viet Nam	16742	140	8211	67
042208	**Undenaturd ethyl alcohol vol. 0%**	**407390**	**3359**	**276753**	**2262**
	Australia	161	1		
	Belgium	260	2		
	Brazil			10	0
	Canada			141	1
	Denmark			1791	15
	Finland			226	2
	France	7911	66	9912	81
	Germany	4308	35	33	0
	Guatemala	9	0	269	2
	India	473	4	98	1
	Ireland	4845	40	243	2
	Italy	10919	90	11573	95
	Jamaica	60	1		
	Japan	702	6	245	2
	Korea, Republic Of	145	1	6607	54
	Latvia	49	0	98	1
	Lithuania			8683	71

Import payments by commodities/countries Table-3.1 (Contd.)
(Four digit level HS code)

(First two digit section, second two digit chapter and last two digit indicate four digit level commodities)

(Amount in thousand)

HS Code - Commodities/Countries		2024 - 2025		2025 - 2026	
		Amount (BDT)	Amount (USD)	Amount (BDT)	Amount (USD)
	Macao: Sar Of China			996	8
	Malaysia			4258	35
	Mexico	6262	52	3355	27
	Netherlands	130	1	230	2
	Peru	5	0		
	Poland	116	1	161	1
	Puerto Rico	329	3	834	7
	Scotland	3032	25		
	Singapore	4885	41		
	South Africa	17	0	11	0
	Spain	217	2	6	0
	Sweden	24970	205	4879	40
	Trinidad And Tobago			12	0
	Ukraine	20077	166	2512	20
	United Arab Emirates (UAE)	108	1	3134	26
	United Kingdom (UK)	301230	2480	209042	1709
	United States of America (USA)	16062	134	7367	60
	Venezuela, Bolivarian Republic Of	9	0	24	0
	Viet Nam	100	1		
042209	**Vinegar& subst from acitic acid**	**20611**	**171**	**33325**	**273**
	Australia			780	6
	China People'S Republic (P.R)	1227	10	569	5
	Greece			93	1
	India			57	0
	Italy	2085	17	4625	38
	Japan	372	3	375	3
	Korea, Republic Of	345	3	1336	11
	Malaysia	665	5	7	0
	Singapore			218	2
	Spain	3476	29	2446	20
	Sri Lanka	268	2	43	0
	Thailand	2517	21	4162	34
	United Arab Emirates (UAE)	353	3		
	United Kingdom (UK)			3	0
	United States of America (USA)	9303	77	18613	152
042300	**Residues and waste from the food industries; Prepared animal fodder**	**111333846**	**922025**	**123844530**	**1012130**
042301	**Flours,meals pellets, of meat offal**	**1000**	**8**	**7025**	**58**
	India	1000	8	7025	58
042302	**Bran sharps and othere residues**	**11046173**	**91483**	**12087592**	**98768**
	Angola	1015819	8384	1925858	15744
	Bhutan	1104	9		
	Brazil			73166	598
	Canada	6066	51		
	China People'S Republic (P.R)	1058	9	18439	150
	Egypt			1752	14
	India	6147985	51122	4198484	34281

Import payments by commodities/countries Table-3.1 (Contd.)
(Four digit level HS code)

(First two digit section, second two digit chapter and last two digit indicate four digit level commodities)

(Amount in thousand)

HS Code - Commodities/Countries		2024 - 2025		2025 - 2026	
		Amount (BDT)	Amount (USD)	Amount (BDT)	Amount (USD)
	Indonesia	67038	555	449297	3674
	Japan	3518	29	6006	49
	Kenya	16813	141	190196	1551
	Madagascar	23582	200		
	Mozambique	133964	1094	360572	2949
	Nepal	2517	21		
	Nigeria			607793	4974
	Pakistan	982478	8076	750763	6146
	Rwanda	27168	223		
	Singapore	57657	476	121048	988
	Sri Lanka			39186	320
	Tanzania, United Republic Of	1984552	16366	2320258	18957
	Turkey			77350	632
	Uganda	92062	754	246669	2016
	United Arab Emirates (UAE)	482791	3975	700753	5724
042303	**Residues of strach manufacture**	**7761655**	**64275**	**10855245**	**88692**
	Brazil			27664	225
	Canada	37774	316		
	China People'S Republic (P.R)	523591	4300	1093571	8938
	France	5548	46		
	Hong Kong: Sar Of China	50754	421		
	India	2821082	23273	6433253	52568
	Indonesia	6741	57	5717	47
	Italy	4088	34		
	Korea, Republic Of			6216	51
	Pakistan			1008	8
	Paraguay	74439	618		
	Singapore	94598	783	238624	1953
	Switzerland			2195	18
	Thailand			621	5
	United Arab Emirates (UAE)	18233	148	16341	134
	United States of America (USA)	4089633	33990	2994609	24456
	Viet Nam	35176	290	35423	290
042304	**Oil-cake & other , soya-bean oil**	**41469519**	**343205**	**52367201**	**427918**
	Argentina	8177893	68674	5039620	41257
	Brazil	20630396	170428	33738079	275576
	India	7421618	61094	4888602	39945
	Mexico	93114	763		
	Singapore	631452	5210	520349	4242
	United Arab Emirates (UAE)	195810	1605	200010	1630
	United States of America (USA)	4319236	35431	7980541	65269
042305	**Oil-cake & other , ground-nut oil**	**24**	**0**		
	China People'S Republic (P.R)	24	0		
042306	**Oilcake ,not soya-bean / ground-nut oil**	**16154644**	**134074**	**9014289**	**73672**
	Benin	5839	48		

Import payments by commodities/countries Table-3.1 (Contd.)
(Four digit level HS code)

(First two digit section, second two digit chapter and last two digit indicate four digit level commodities)

(Amount in thousand)

HS Code - Commodities/Countries		2024 - 2025		2025 - 2026	
		Amount (BDT)	Amount (USD)	Amount (BDT)	Amount (USD)
	Brazil	16398	135		
	China People'S Republic (P.R)	44602	366	130505	1066
	India	15913505	132076	8666461	70829
	Indonesia			78513	644
	Malaysia	131076	1090	138073	1128
	Nigeria			737	6
	Singapore	6084	51		
	United Arab Emirates (UAE)	12718	106		
	United States of America (USA)	24421	202		
042308	**Vegetable materials & veg.waste**			**415**	**3**
	China People'S Republic (P.R)			307	3
	India			108	1
042309	**Preparations of a kind used in animal feeding**	**34900832**	**288980**	**39512763**	**323018**
	Algeria	123316	1019	23259	189
	Australia	47898	398	42986	351
	Austria	67577	559	123275	1008
	Bahrain	42575	356	13045	107
	Belgium	934245	7742	1210172	9899
	Brazil	485148	4013	549834	4495
	Bulgaria	7540	62	36793	300
	Canada	6446	53	13563	111
	China People'S Republic (P.R)	2689454	22201	5646555	46153
	Cyprus	144358	1192	167397	1372
	Czech Republic	12927	108		
	Denmark	23272	194	9258	76
	Ecuador	32210	266	6639	54
	Egypt	262811	2188	14815	122
	Estonia	6486	54		
	France	611834	5056	1126460	9201
	Germany	786962	6531	1353680	11063
	Greece	688	6	1401	11
	Hong Kong: Sar Of China	37630	309	46088	378
	India	9818389	81226	11706585	95697
	Indonesia	175214	1446	239681	1961
	Ireland	3842	32	20438	167
	Italy	191611	1581	249019	2036
	Japan	89843	741	130655	1068
	Jordan	335438	2788	6258	51
	Korea, Republic Of	735078	6083	987579	8071
	Kuwait	151650	1256	54982	450
	Lithuania	20935	172	37119	303
	Madagascar	121936	1017		
	Malaysia	830209	6912	387721	3167
	Maldives	368476	3051	327891	2683
	Mauritius			69589	568
	Mexico	69922	577	60375	493
	Morocco	48335	398		

Import payments by commodities/countries Table-3.1 (Contd.)
(Four digit level HS code)

(First two digit section, second two digit chapter and last two digit indicate four digit level commodities)

(Amount in thousand)

HS Code - Commodities/Countries		2024 - 2025		2025 - 2026	
		Amount (BDT)	Amount (USD)	Amount (BDT)	Amount (USD)
	Myanmar	534470	4457	107858	881
	Nepal			4218	34
	Netherlands	683518	5656	653593	5344
	Norway	75132	619	151160	1236
	Oman	240971	1985	242804	1989
	Pakistan	4567	37	26544	217
	Peru			4386	36
	Philippines	151647	1246	204367	1669
	Poland	230246	1904	424232	3468
	Portugal	67935	561		
	Russian Federation	25019	205		
	Saudi Arabia	3876767	32208	3114223	25462
	Serbia	21783	180	59777	489
	Seychelles	148257	1221	348685	2849
	Singapore	1409725	11652	1807664	14787
	Slovakia	7196	60	3828	31
	South Africa	8447	71	5761	47
	Spain	457224	3786	655865	5362
	Sri Lanka	452964	3738	550619	4500
	Sweden	13682	115	30257	248
	Switzerland	98708	811	96203	786
	Taiwan: Province Of China	80213	662	121563	994
	Thailand	2199886	18223	3152552	25774
	Tunisia	467988	3876	326879	2672
	Turkey	705416	5845	540880	4421
	Ukraine	24953	210	19464	159
	United Arab Emirates (UAE)	2126105	17605	112548	920
	United Kingdom (UK)	61306	508	38961	319
	United States of America (USA)	843578	6986	1272910	10411
	Viet Nam	598874	4966	771850	6308
042400	**Tobacco and manufactured tobacco substitutes**	**1403020**	**11637**	**533830**	**4362**
042401	**Unmanufactured tobacco; tobacco refuse**	**790054**	**6576**	**259908**	**2124**
	Argentina	5649	46		
	Brazil			12027	98
	Bulgaria	121453	1001		
	China People'S Republic (P.R)			3881	32
	India	230418	1929	33505	273
	Malawi	4549	37		
	Pakistan			55010	450
	Philippines	94568	781	121457	994
	Tanzania, United Republic Of			31205	255
	Turkey	173493	1441	2822	23
	United States of America (USA)	150536	1264		
	Zimbabwe	9387	77		
042402	**Cigars cheroot cigarillos of tobacco**	**211826**	**1741**	**240861**	**1968**
	Australia	2192	18		

Import payments by commodities/countries Table-3.1 (Contd.)
(Four digit level HS code)

(First two digit section, second two digit chapter and last two digit indicate four digit level commodities)

(Amount in thousand)

HS Code - Commodities/Countries	2024 - 2025		2025 - 2026	
	Amount (BDT)	Amount (USD)	Amount (BDT)	Amount (USD)
India	4421	36		
Indonesia	99997	819	132780	1086
Korea, Republic Of	3917	32		
Philippines	41502	343	42028	344
Poland	161	1	282	2
Serbia	14234	119	241	2
Singapore	636	5		
Turkey	31907	261	21943	179
United Arab Emirates (UAE)	12706	105	43588	356
United Kingdom (UK)	152	1		
042403 Other manufacture tobacco	**397660**	**3292**	**22110**	**180**
Germany	62267	519		
India	10344	84		
Indonesia	240869	1989	22110	180
Philippines	65060	540		
South Africa	19120	159		
042404 Products containing tobacco, reconstituted tobacco, nicotine, or tobacco or nicotin …	**3480**	**29**	**10951**	**89**
China People'S Republic (P.R)	174	1		
India			10951	89
Indonesia	411	3		
Thailand	340	3		
United States of America (USA)	2556	21		
050000 Mineral Products	**1602231264**	**13253876**	**1781096358**	**14554684**
052500 Salt; sulphur; earths and stone; plastering materials, lime and cement	**133490347**	**1103966**	**137966777**	**1127940**
052501 Salt and pure sodium chloride	**1414926**	**11684**	**1543682**	**12625**
Austria	128	1	1316	11
Belgium	51	0	560	5
China People'S Republic (P.R)	22502	186	21266	174
Czech Republic	99	1		
Denmark	14671	121	18160	149
Germany	15615	130	13511	110
Hong Kong: Sar Of China	41679	347		
India	1223822	10100	1410528	11536
Italy	746	6		
Pakistan	22444	185	18287	149
Taiwan: Province Of China	8399	70	2325	19
Thailand	63512	525	51810	423
Turkey			890	7
United Arab Emirates (UAE)	305	3		
United Kingdom (UK)	388	3		
United States of America (USA)	564	5	5029	41
052502 Unroasted iron pyrities	**21198**	**176**	**17145**	**140**
China People'S Republic (P.R)	20860	173	17145	140

Import payments by commodities/countries Table-3.1 (Contd.)
(Four digit level HS code)

(First two digit section, second two digit chapter and last two digit indicate four digit level commodities)

(Amount in thousand)

HS Code - Commodities/Countries		2024 - 2025		2025 - 2026	
		Amount (BDT)	Amount (USD)	Amount (BDT)	Amount (USD)
	Thailand	339	3		
052503	**Sulphur of all kinds**	**720548**	**5944**	**2264666**	**18496**
	India	1600	13	196800	1603
	Kazakhstan			34280	281
	Korea, Republic Of	29034	238	104987	860
	Malaysia	1673	14		
	Oman	11487	97	12179	100
	Saudi Arabia	671154	5535	1884208	15388
	United Arab Emirates (UAE)	5600	47	32211	264
052504	**Natural graphite**	**24358**	**202**	**43068**	**352**
	China People'S Republic (P.R)	21195	176	38049	311
	India	329	3	3686	30
	Italy	879	7		
	Korea, Republic Of			563	5
	Netherlands	756	6		
	United Kingdom (UK)	454	4		
	United States of America (USA)	745	6	771	6
052505	**Natural sand of all kinds**	**186213**	**1543**	**234082**	**1915**
	Australia			586	5
	China People'S Republic (P.R)	23543	194	37726	308
	Egypt	46579	390		
	France	3972	33	6822	56
	Germany	2422	20	1471	12
	Hungary			234	2
	India	39753	328	91062	744
	Indonesia			72622	596
	Jordan	38070	313	18878	154
	Malaysia	16988	140	2052	17
	Pakistan			2365	19
	Switzerland	11776	100		
	Taiwan: Province Of China	441	4	199	2
	Thailand	934	8		
	United Arab Emirates (UAE)	333	3	66	1
	United States of America (USA)	1403	12		
052506	**Quartz other than natural sands**	**1232515**	**10189**	**1327199**	**10852**
	China People'S Republic (P.R)	314157	2599	385540	3152
	Hong Kong: Sar Of China	40925	338	49	0
	India	801584	6630	931558	7618
	Indonesia	8826	74		
	Malaysia	3128	26		
	Russian Federation	1058	9		
	Spain			1842	15
	Taiwan: Province Of China			106	1
	Turkey	12401	102		
	United Kingdom (UK)	28692	234		

Import payments by commodities/countries Table-3.1 (Contd.)
(Four digit level HS code)

(First two digit section, second two digit chapter and last two digit indicate four digit level commodities)

(Amount in thousand)

HS Code - Commodities/Countries		2024 - 2025		2025 - 2026	
		Amount (BDT)	Amount (USD)	Amount (BDT)	Amount (USD)
	United States of America (USA)			2348	19
	Viet Nam	21745	177	5755	47
052507	**Kaolin and other kaolinic clays, whether or not calcined**			**1922259**	**15720**
	Brazil			4724	38
	China People'S Republic (P.R)			531709	4348
	Czech Republic			54583	446
	France			19270	158
	Germany			76661	627
	Hong Kong: Sar Of China			2236	18
	India			650969	5323
	Indonesia			148328	1213
	Japan			626	5
	Malaysia			41423	339
	New Zealand			113065	926
	Thailand			140298	1147
	United Arab Emirates (UAE)			9028	74
	United Kingdom (UK)			59330	485
	United States of America (USA)			7339	60
	Viet Nam			62671	514
052507	**Kaolin and other kaolinic clays;**	**2255578**	**18650**	**467468**	**3823**
	Australia			41	0
	Brazil	2016	17	0	0
	Bulgaria	1163	9		
	China People'S Republic (P.R)	648456	5362	117675	962
	Czech Republic	62814	524	35244	289
	France	18983	157	7226	59
	Germany	63600	523	9053	74
	Hong Kong: Sar Of China	166	1		
	India	701075	5793	115107	941
	Indonesia	180405	1492	74140	606
	Japan	1639	14	380	3
	Korea, Republic Of	1202	10		
	Malaysia	46647	386	8206	67
	New Zealand	89775	744		
	Spain	3703	30	24290	199
	Taiwan: Province Of China	1263	10	413	3
	Thailand	155336	1286	55424	452
	Turkey			7689	63
	United Arab Emirates (UAE)	18814	155	2555	21
	United Kingdom (UK)	68172	564	5761	47
	United States of America (USA)	29222	243	4264	35
	Viet Nam	161126	1330		
052508	**Other clays;**	**4840750**	**39956**	**4358855**	**35635**
	China People'S Republic (P.R)	409077	3381	348026	2846

Import payments by commodities/countries Table-3.1 (Contd.)
(Four digit level HS code)

(First two digit section, second two digit chapter and last two digit indicate four digit level commodities)

(Amount in thousand)

HS Code - Commodities/Countries		2024 - 2025		2025 - 2026	
		Amount (BDT)	Amount (USD)	Amount (BDT)	Amount (USD)
	France	3869	33		
	Germany	151	1	3253	27
	Hong Kong: Sar Of China	22	0	2163	18
	India	579420	4788	705154	5767
	Indonesia	1392	12		
	Italy	161	1		
	Japan	74348	616	70213	574
	Malaysia	3241678	26745	2561017	20932
	New Zealand			15263	125
	Pakistan			508	4
	Singapore	792	7	48	0
	Spain	43713	360	1009	8
	Switzerland			36	0
	Taiwan: Province Of China	8637	72	1715	14
	Thailand	330403	2730	532600	4354
	Turkey	2809	23	13859	114
	Ukraine			322	3
	United Arab Emirates (UAE)	1870	15		
	United Kingdom (UK)	130985	1077	101618	832
	United States of America (USA)	11422	95	1979	16
	Viet Nam			73	1
052509	**Chalk**	**14864**	**123**	**10055**	**82**
	China People'S Republic (P.R)	9	0	133	1
	Egypt	3004	25	1256	10
	India	1815	15	516	4
	Jordan	3017	25	703	6
	Korea, Republic Of	110	1	8	0
	United Kingdom (UK)	6127	51	6191	51
	Viet Nam	782	6	1247	10
052510	**Natural calcium phosphates,etc**	**2243663**	**18556**	**1298041**	**10629**
	China People'S Republic (P.R)			178	1
	Jordan	768093	6296		
	Morocco	1457297	12108	1268566	10387
	United Kingdom (UK)	18274	153	29297	240
052511	**Natural barium sulphate, etc.**	**141585**	**1168**	**223770**	**1830**
	China People'S Republic (P.R)	97730	808	122315	1000
	Egypt			71374	583
	India	26603	219	27124	222
	Italy	135	1		
	Singapore	104	1	91	1
	Thailand	1273	10	2866	23
	Viet Nam	15740	129		
052512	**Siliceous fossil meals, etc.**	**25986**	**214**	**25945**	**212**
	China People'S Republic (P.R)	17756	146	15034	123
	India			6465	53
	Italy	3511	29		
	Mexico	4719	39	4447	36

Import payments by commodities/countries Table-3.1 (Contd.)
(Four digit level HS code)

(First two digit section, second two digit chapter and last two digit indicate four digit level commodities)

(Amount in thousand)

HS Code - Commodities/Countries		2024 - 2025		2025 - 2026	
		Amount (BDT)	Amount (USD)	Amount (BDT)	Amount (USD)
052513	**Pumice stone, emery etc.**	**1486878**	**12309**	**1042838**	**8527**
	Australia	873	7	575	5
	China People'S Republic (P.R)	21794	179	45088	368
	Finland			3311	27
	Hong Kong: Sar Of China			1280	10
	India	30905	256	35465	290
	Indonesia	528	4		
	Italy	40321	333	3757	31
	Pakistan	9	0		
	Spain	4355	36	1100	9
	Taiwan: Province Of China			5	0
	Thailand			2630	22
	Turkey	1388094	11493	939479	7683
	United Arab Emirates (UAE)			9449	77
	United States of America (USA)			701	6
052514	**Slate,not roughly trimmed**	**0**	**0**		
	China People'S Republic (P.R)	0	0		
052515	**Marble,travertine, ecaussine stone etc.**	**536357**	**4437**	**609168**	**4981**
	China People'S Republic (P.R)	7590	62	355	3
	Czech Republic			730	6
	Egypt	690	6		
	Greece	14439	121	6917	57
	India	173449	1430	191063	1562
	Italy	60358	500	32955	269
	Namibia			1148	9
	Pakistan	62660	518	84829	694
	Portugal	3699	31	4664	38
	Spain			560	5
	Turkey	201658	1673	259694	2124
	United Arab Emirates (UAE)	10292	85	24543	201
	Viet Nam	1522	13	1712	14
052516	**Granite, porphyry,basalt,sandstone etc.**	**5421681**	**44881**	**5422767**	**44333**
	Bhutan	1630666	13529	1581777	12938
	Brazil			489	4
	China People'S Republic (P.R)	15501	128	19153	156
	Hong Kong: Sar Of China	985	8		
	India	3765919	31145	3798727	31050
	Indonesia	353	3		
	Norway	8257	68	21108	173
	Singapore			1045	9
	Ukraine			467	4
052517	**Pebble, gravel, broken or crushd stone**	**19213534**	**158886**	**19671537**	**160818**
	Bahrain	27706	226	56849	465
	Bhutan	312141	2599	127302	1041
	China People'S Republic (P.R)	109873	903	771159	6289

Import payments by commodities/countries Table-3.1 (Contd.)
(Four digit level HS code)

(First two digit section, second two digit chapter and last two digit indicate four digit level commodities)

(Amount in thousand)

HS Code - Commodities/Countries		2024 - 2025		2025 - 2026	
		Amount (BDT)	Amount (USD)	Amount (BDT)	Amount (USD)
	Egypt	727734	6018	1213026	9916
	France	2636	22	3906	32
	Germany			11841	97
	Hong Kong: Sar Of China	9014	74	40262	329
	India	5956545	49234	6382051	52145
	Indonesia	522	4	19107	157
	Japan	14091	116		
	Malaysia	1416	12		
	Oman	960736	7926	1190904	9736
	Pakistan	298863	2475	232300	1899
	Saudi Arabia	26210	216	2651	22
	Singapore	11147	93		
	Switzerland	4385	37		
	Taiwan: Province Of China	1255	10	1027	8
	Thailand	80587	680	217427	1771
	United Arab Emirates (UAE)	9327667	77093	8343659	68260
	United States of America (USA)			15159	124
	Viet Nam	1341009	11149	1042907	8527
052518	**Dolomite all kind**	**98583**	**815**	**157903**	**1291**
	Bhutan	50056	413	75863	621
	China People'S Republic (P.R)	3824	32	8944	73
	Egypt	738	6	711	6
	Greece	1775	15	7673	63
	India	8614	70	19061	156
	Pakistan	3750	31	17764	145
	Singapore			2190	18
	Turkey			844	7
	United Arab Emirates (UAE)	2133	17	3710	30
	Viet Nam	27693	231	21144	172
052519	**Natural magnesium carbonate & other**	**175568**	**1455**	**261527**	**2138**
	China People'S Republic (P.R)	49321	408	68695	561
	Germany	17559	145	61108	500
	Greece	5517	46	2283	19
	Hong Kong: Sar Of China	1534	13	1530	12
	India	35279	292	54721	447
	Italy	3506	29	12163	100
	Japan	55576	461	39267	321
	Pakistan	4044	33	5865	48
	Spain	521	4		
	Taiwan: Province Of China	2712	23		
	Thailand			15894	130
052520	**Gypsum;anhydrite plasters**	**3083112**	**25499**	**3013753**	**24641**
	Bhutan	50573	418	49970	409
	China People'S Republic (P.R)	50620	415	20621	169
	Egypt	132401	1094	152079	1244
	Germany	15	0		
	Hong Kong: Sar Of China			4923	40
	India	185390	1531	125025	1023

Import payments by commodities/countries Table-3.1 (Contd.)
(Four digit level HS code)

(First two digit section, second two digit chapter and last two digit indicate four digit level commodities)

(Amount in thousand)

HS Code - Commodities/Countries		2024 - 2025		2025 - 2026	
		Amount (BDT)	Amount (USD)	Amount (BDT)	Amount (USD)
	Indonesia			159	1
	Japan			14	0
	Korea, Republic Of	62964	522	36506	298
	Oman	2073815	17150	1978836	16180
	Pakistan	51710	431		
	Saudi Arabia	42473	354	17933	147
	Switzerland	863	7		
	Thailand	419866	3474	621476	5079
	Turkey	1093	9	1451	12
	United Arab Emirates (UAE)	11330	94	4760	39
052521	**Limestone flux**	**9527171**	**78843**	**8792390**	**71862**
	Bhutan	261327	2164	210404	1721
	China People'S Republic (P.R)			222	2
	Egypt	10803	91	2097	17
	India	9148888	75689	8579667	70122
	Korea, Republic Of	2738	22		
	United Arab Emirates (UAE)	103415	877		
052522	**Quicklime, slaked lime, hydralic lime**	**979609**	**8097**	**1357012**	**11099**
	Bahrain	21660	177	33439	274
	China People'S Republic (P.R)	37342	307	157155	1286
	Egypt			4937	40
	Hong Kong: Sar Of China			45	0
	India	48503	400	112615	920
	Malaysia	261295	2160	442043	3616
	Myanmar	1600	13	2167	18
	Oman	39553	328	106654	873
	Pakistan	1600	13	602	5
	Saudi Arabia	14099	117		
	Thailand	181038	1493	160667	1311
	United Arab Emirates (UAE)	64403	534	39202	321
	Viet Nam	308515	2553	297487	2434
052523	**Portland cement**	**73391554**	**606971**	**77313511**	**632088**
	Canada			365	3
	China People'S Republic (P.R)	914684	7489	13155516	107343
	Finland			16992	138
	France			548	4
	Hong Kong: Sar Of China	66429	545	66579	542
	India	265	2	53415	439
	Indonesia	27929953	230860	25284123	206799
	Japan	1341643	11069	584443	4787
	Korea, Republic Of	2100722	17267	1923318	15757
	Malaysia	3020	26	11963	98
	Oman	1296691	10758	598541	4912
	Pakistan	4919270	40798	1275377	10412
	Saudi Arabia	224784	1829		
	Singapore	44105	374	427815	3486
	Spain	1396	12	4021	33
	Taiwan: Province Of China			239293	1962

Import payments by commodities/countries Table-3.1 (Contd.)
(Four digit level HS code)

(First two digit section, second two digit chapter and last two digit indicate four digit level commodities)

(Amount in thousand)

HS Code - Commodities/Countries		2024 - 2025		2025 - 2026	
		Amount (BDT)	Amount (USD)	Amount (BDT)	Amount (USD)
	Thailand	12380219	102491	12075021	98712
	United Arab Emirates (UAE)	1213945	10102	806720	6595
	United States of America (USA)			225876	1842
	Viet Nam	20954428	173349	20563584	168223
052524	**Asbestos**	**1345683**	**11149**	**1458111**	**11919**
	Brazil	499539	4134	449837	3679
	China People'S Republic (P.R)	48298	403	18885	155
	India	588	5	14062	115
	Kazakhstan	708793	5870	850699	6951
	United Arab Emirates (UAE)	88465	737	124629	1019
052525	**Mica incl. splitting,mica waste**	**23090**	**191**	**30404**	**249**
	Austria			68	1
	China People'S Republic (P.R)	1327	11	7061	58
	Germany	2035	17		
	India	14481	120	17870	146
	Korea, Republic Of	5246	43	771	6
	Malaysia			58	0
	Spain			4454	36
	Taiwan: Province Of China			123	1
052526	**Natural steatite; crushed or not crushed**	**483104**	**3993**	**533739**	**4363**
	Austria	74	1		
	China People'S Republic (P.R)	43168	355	56940	465
	France	10052	84	9566	78
	Hong Kong: Sar Of China			874	7
	India	418236	3458	447720	3660
	Indonesia	1494	12	632	5
	Italy	4591	38	3044	25
	Japan	1892	16	462	4
	Pakistan	1988	16	12836	105
	Singapore	224	2		
	Taiwan: Province Of China	1385	11	1666	14
052529	**Feldspar,fluorspar, leucite; etc.**	**4523001**	**37383**	**4421212**	**36138**
	Australia	986	8		
	China People'S Republic (P.R)	3976	33	6563	54
	France			12376	102
	India	1528518	12648	1505051	12302
	Malaysia	368227	3048	361010	2953
	Norway			0	0
	Spain	447	4	2263	18
	Taiwan: Province Of China	354	3	2903	24
	Thailand	2597552	21447	2493345	20378
	Turkey	22940	192	7765	64
	United Arab Emirates (UAE)			27964	228
	United Kingdom (UK)			1972	16
052530	**Mineral substancees n.e.s**	**79236**	**651**	**144669**	**1182**
	Australia			3	0
	China People'S Republic (P.R)	12178	101	17150	140

Import payments by commodities/countries Table-3.1 (Contd.)
(Four digit level HS code)

(First two digit section, second two digit chapter and last two digit indicate four digit level commodities)

(Amount in thousand)

HS Code - Commodities/Countries		2024 - 2025		2025 - 2026	
		Amount (BDT)	Amount (USD)	Amount (BDT)	Amount (USD)
	India	25314	209	32043	262
	Indonesia	39962	327	87883	718
	Spain	342	3		
	Taiwan: Province Of China	1441	12	2061	17
	Viet Nam			5529	45
052600	**Ores, slag and ash**	**14852193**	**123033**	**15383753**	**125748**
052601	**Iron ores and concentrates**	**184**	**2**	**3070**	**25**
	Austria			2	0
	Germany			2	0
	India	184	2	3065	25
052602	**Manganese ores & concentrates**	**2764329**	**23024**	**2208286**	**18042**
	China People'S Republic (P.R)	5112	43	21335	174
	Gabon	1064173	8825	1097902	8968
	South Africa	1671820	13962	1089048	8899
	Zambia	23225	195		
052604	**Nickel ores and concentrates**			**624**	**5**
	China People'S Republic (P.R)			624	5
052605	**Cobalt ores and concentrates**	**1197**	**10**		
	China People'S Republic (P.R)	261	2		
	United States of America (USA)	936	8		
052606	**Aluminium ores & concentrates**	**6925**	**57**	**5354**	**44**
	China People'S Republic (P.R)	1529	13	2362	19
	India	5396	44	2993	24
052607	**Lead ores and concentrates**	**869**	**7**	**1435**	**12**
	India	869	7	880	7
	United Arab Emirates (UAE)			555	5
052608	**Zinc ores and concentrates**	**2716**	**23**	**1622**	**13**
	China People'S Republic (P.R)	2244	19	1519	12
	India	472	4	103	1
052610	**Chromium ores and concentrates**	**2300**	**19**	**1727**	**14**
	China People'S Republic (P.R)			650	5
	South Africa	2300	19	1077	9
052612	**Uranium or thorium ores and concentrates**	**1839**	**15**		
	India	1839	15		
052613	**Molybdenum ores and concentrates**			**5892**	**48**
	United Arab Emirates (UAE)			5892	48
052614	**Titanium ores and concentrates**	**439906**	**3642**	**451221**	**3689**
	Australia	43844	364	9100	74
	China People'S Republic (P.R)	355810	2939	394487	3226
	Germany			2964	24
	Hong Kong: Sar Of China			19620	161
	Singapore			78	1
	South Africa	40252	339	24971	203
052615	**Niobium,tantalum, zirconium ores**	**19692**	**165**	**30040**	**245**
	China People'S Republic (P.R)	5178	43	14511	118

Import payments by commodities/countries Table-3.1 (Contd.)
(Four digit level HS code)

(First two digit section, second two digit chapter and last two digit indicate four digit level commodities)

(Amount in thousand)

HS Code - Commodities/Countries	2024 - 2025		2025 - 2026	
	Amount (BDT)	Amount (USD)	Amount (BDT)	Amount (USD)
India			2002	16
Indonesia			11714	96
Japan			542	4
Malaysia	14515	122	1271	10
052618 Granulated slag from mfg. iron/steel	**5244061**	**43381**	**5849665**	**47819**
China People'S Republic (P.R)	4263063	35254	4285056	35027
India	599430	4971	1224996	10020
Japan	239038	1988	207464	1691
Singapore			14800	121
United Arab Emirates (UAE)			72705	595
Viet Nam	142530	1167	44643	364
052619 Slag, dross from mfg iron/steel			**1148**	**9**
China People'S Republic (P.R)			1148	9
052620 Slag, ash and residues	**6309817**	**52208**	**6787377**	**55486**
China People'S Republic (P.R)	367	3	1096	9
India	6301086	52135	6442358	52672
Indonesia			325187	2651
Japan	8250	69	12720	105
Korea, Republic Of	114	1	613	5
Viet Nam			5404	44
052621 Other slag and ash incl. seaweed ash	**58356**	**482**	**36293**	**296**
China People'S Republic (P.R)	6061	50	6382	52
India	52295	432	29911	244
052700 Mineral fuels, mineral oils and products of their distillation bituminous substances; mineral waxes	**239006**	**1975**	**351156**	**2874**
052707 Oils & other products of coal tar	**239006**	**1975**	**351156**	**2874**
China People'S Republic (P.R)	8957	74	17616	144
India	22300	185	26096	213
Korea, Republic Of	16397	137	14599	120
Malaysia	3971	32		
Singapore	127290	1048	191257	1567
Taiwan: Province Of China			1889	15
Thailand	60091	499	99699	815
052700 Mineral fuels, mineral oilsand products of their distillation bituminous substances; mineral waxes	**1453649718**	**12024903**	**1627394672**	**13298123**
052701 Coal;briquettes ovoid etc.	**170142838**	**1405788**	**192208280**	**1571522**
Australia	514491	4220		
China People'S Republic (P.R)	3255557	26751	8404938	68635
France			11731	96
Germany			589170	4817
Hong Kong: Sar Of China			466916	3817
India	5524840	45512	5749054	46947
Indonesia	153015714	1264559	159528797	1304546
Korea, Republic Of			177070	1454
Romania	625519	5127		

Import payments by commodities/countries Table-3.1 (Contd.)
(Four digit level HS code)

(First two digit section, second two digit chapter and last two digit indicate four digit level commodities)

(Amount in thousand)

HS Code - Commodities/Countries	2024 - 2025		2025 - 2026	
	Amount (BDT)	Amount (USD)	Amount (BDT)	Amount (USD)
Singapore	441252	3704	6536760	53338
South Africa	6614917	54680	9846463	80512
Taiwan: Province Of China	94696	776		
Turkey	53557	440	75392	616
United Arab Emirates (UAE)	2294	19	410835	3367
United States of America (USA)			411153	3377
052702 Lignite, not agglomerated, excluding jet	**754**	**6**		
India	754	6		
052703 Peat, not agglomerated			**1058**	**9**
Brazil			440	4
Netherlands			618	5
052704 Coke or semi-coke of coal	**777218**	**6436**	**711167**	**5813**
China People'S Republic (P.R)	210719	1743	123183	1008
Gabon			89831	732
India	561126	4648	483178	3951
Malaysia	1062	9		
Mozambique	4311	36		
Singapore			14976	122
052706 Tar distilled from coal or lignite	**315488**	**2614**	**22582**	**185**
India	307480	2547	22582	185
Taiwan: Province Of China	7991	66		
Turkey	18	0		
052706 Tar distilled from coal,from lignite or from peat, and other mineral tars,whether or not dehydrated or partially distilled,including reconstituted tars			**285514**	**2333**
India			272669	2228
Taiwan: Province Of China			12845	105
052707 Oils & other products of coal tar	**445929**	**3685**	**544229**	**4451**
China People'S Republic (P.R)	1423	12	3711	30
Germany	648	5		
Hong Kong: Sar Of China			3836	31
India	183452	1513	284039	2322
Iraq	1383	11		
Italy	8448	69		
Japan	230	2		
Korea, Republic Of	19646	163	25345	207
Malaysia			478	4
Saudi Arabia	2152	18		
Singapore	23010	190	11765	96
Spain	323	3		
Taiwan: Province Of China	12027	99	19916	163
Thailand	63026	522	75803	620
United Arab Emirates (UAE)	129530	1072	118909	974
United States of America (USA)	632	5	428	4

Import payments by commodities/countries Table-3.1 (Contd.)
(Four digit level HS code)

(First two digit section, second two digit chapter and last two digit indicate four digit level commodities)

(Amount in thousand)

HS Code - Commodities/Countries	2024 - 2025		2025 - 2026	
	Amount (BDT)	Amount (USD)	Amount (BDT)	Amount (USD)
052708 Pitch & pitch coke from coal tar	**30508**	**252**	**16907**	**138**
China People'S Republic (P.R)	18695	153		
India	9890	83	15066	123
Japan	1923	16	1841	15
052709 Petroleum oils, crude	**133797776**	**1108671**	**142025694**	**1160978**
Australia			5016788	41185
China People'S Republic (P.R)			10801	88
India			609	5
Indonesia	39662	323		
Iraq	9772235	80876	1604830	13183
Malaysia	22128719	183866	16908232	138231
Mozambique			7764826	63430
Saudi Arabia	58309828	483283	66248204	541047
Singapore			317339	2595
Switzerland			36516	300
United Arab Emirates (UAE)	43547331	360323	44117549	360914
052710 Petroleum oils and oils obtained from bituminous minerals,other than crude; preparations not elsewherespecified or included,containing by weight 70% or more of petroleum oils or of oils obtained from bituminous minerals,these oils being the basic constituents of the preparation;waste oils	**4839251**	**40011**	**6608448**	**53965**
Australia	111	1	101	1
Austria	4806	39	8018	65
Belgium	8564	71	14086	115
Canada	2519	21	10	0
China People'S Republic (P.R)	189382	1556	206953	1692
Denmark	459	4		
Egypt	1387	12	929	8
Finland			215	2
France	27319	228	19256	157
Germany	137169	1131	119770	978
Hong Kong: Sar Of China	1145	9	7435	61
India	2259922	18696	2215077	18106
Indonesia	4741	39	1695	14
Italy	153	1	1020	8
Japan	123775	1015	9300	76
Korea, Republic Of	317237	2628	368938	3016
Malaysia	67918	562	47148	385
Mexico	20996	171		
Netherlands			654	5
Pakistan	2760	23	12864	105
Philippines			10	0
Portugal			197	2
Saudi Arabia	1810	15	4521	37
Singapore	202257	1676	2681850	21859
South Africa	2049	17	34186	279

Import payments by commodities/countries Table-3.1 (Contd.)
(Four digit level HS code)

(First two digit section, second two digit chapter and last two digit indicate four digit level commodities)

(Amount in thousand)

HS Code - Commodities/Countries		2024 - 2025		2025 - 2026	
		Amount (BDT)	Amount (USD)	Amount (BDT)	Amount (USD)
	Spain	12321	102	19822	162
	Sri Lanka	2529	21	1047	9
	Switzerland			45	0
	Taiwan: Province Of China	203481	1683	181573	1487
	Thailand	230363	1904	122616	1004
	Turkey	2330	19	10549	86
	United Arab Emirates (UAE)	838252	6940	507151	4153
	United Kingdom (UK)	7880	66	1464	12
	United States of America (USA)	19691	164	9948	81
	Viet Nam	145922	1197		
052710	**Petroleum oils, refined**	**529637317**	**4385075**	**643874473**	**5258233**
	Australia	81	1		
	Austria	400	3	423	3
	Bahrain	3354146	27952	5937	48
	Belgium	76167	631	77969	636
	Bhutan	3155	26		
	Brunei Darussalam	2852602	23772		
	Canada			30	0
	China People'S Republic (P.R)	34308955	283931	32958478	269591
	Egypt	8013	68	703	6
	France	38994	323	22095	181
	Germany	215020	1769	21429	176
	Hong Kong: Sar Of China	5514925	45564	7270	60
	India	70561937	583445	63370133	517089
	Indonesia	137274	1137	7808017	63615
	Iraq	20437	170		
	Italy	248232	2068	19756	162
	Japan	5823430	47688	8295826	67942
	Korea, Republic Of	21793715	179347	50304798	410582
	Kuwait	39573	329	42067	345
	Malaysia	127947859	1057894	171008077	1396922
	Netherlands	2226	19	433	4
	Oman	4807385	39725	7704809	62773
	Poland			283138	2314
	Qatar			13893	113
	Russian Federation	948	8		
	Saudi Arabia	2815501	23087	58947	483
	Serbia			503	4
	Singapore	235602848	1955213	229386314	1873420
	Spain	25399	211	29526	241
	Sri Lanka	155511	1272	307755	2514
	Sweden	13336	110	2354	19
	Switzerland	167888	1399	187686	1531
	Taiwan: Province Of China	6370931	52269	6818398	55791
	Thailand	2718103	22487	18309733	149886
	Togo			8146358	66365
	Turkey	21166	176	21584	177
	United Arab Emirates (UAE)	3700574	30585	14652050	119666
	United Kingdom (UK)	4848	40	15987	131

Import payments by commodities/countries Table-3.1 (Contd.)
(Four digit level HS code)

(First two digit section, second two digit chapter and last two digit indicate four digit level commodities)

(Amount in thousand)

HS Code - Commodities/Countries	2024 - 2025		2025 - 2026	
	Amount (BDT)	Amount (USD)	Amount (BDT)	Amount (USD)
United States of America (USA)	248061	2046	23948947	195089
Viet Nam	37677	310	43049	352
052711 PETROLEUM GASES AND OTHER GASEOUS HYDROCARBONS	**5668190**	**46834**	**4799401**	**39273**
India			504211	4142
Indonesia			1680478	13714
Iraq	336389	2853		
Korea, Republic Of	543542	4455		
Malaysia	1189841	9915		
Oman	1833483	15047	2165679	17729
Singapore	1225292	10172	449033	3688
Taiwan: Province Of China	539642	4392		
052711 Petroleum gases & other gaseous hydrocarbons	**599055044**	**4951660**	**627072037**	**5125760**
Algeria	5490024	45750		
Angola	3505266	29724	11315955	92182
Argentina			3055241	24896
Australia	1481434	12324	32268688	263421
Brunei Darussalam	117740	965	483149	3936
China People'S Republic (P.R)	11830914	97001	9014213	73438
Equatorial Guinea	9736866	79602		
Guinea	1886844	16000		
India	126323	1035	157	1
Indonesia	6012299	49351	4123397	33592
Iraq	24486205	203554	14623634	119702
Japan	104339	869		
Korea, Republic Of	22916	190	4321862	35424
Kuwait	1727848	14152	2757555	22558
Malaysia	8797983	72708	12666463	103543
Maldives	19407	163		
Mozambique	11536247	94114	16481136	134255
Nigeria	12319393	103233	16871414	138044
Oman	8981143	73693	24658357	201798
Qatar	233349016	1932060	192266059	1573016
Saudi Arabia	14088453	116161	4843801	39626
Singapore	35754887	293464	71291466	582868
Switzerland	38824958	319469		
Thailand	253063	2074	506112	4129
Trinidad And Tobago			3797885	30938
Turkey			143290	1177
United Arab Emirates (UAE)	74750133	618146	30907651	252304
United States of America (USA)	93851344	775856	170508503	1393560
Viet Nam			166049	1353
052712 Petroleum jely;paraffin wax,etc	**1521975**	**12594**	**1256133**	**10276**
Belgium	379	3		
China People'S Republic (P.R)	676527	5605	830673	6793
France	297	2		

Import payments by commodities/countries Table-3.1 (Contd.)
(Four digit level HS code)

(First two digit section, second two digit chapter and last two digit indicate four digit level commodities)

(Amount in thousand)

HS Code - Commodities/Countries		2024 - 2025		2025 - 2026	
		Amount (BDT)	Amount (USD)	Amount (BDT)	Amount (USD)
	Germany	198635	1639	124487	1018
	Hong Kong: Sar Of China	12592	103	6077	50
	India	284684	2352	90500	742
	Italy	106	1		
	Japan	1525	13	6694	55
	Korea, Republic Of	9337	76	332	3
	Malaysia	5600	47	63	1
	Netherlands	5080	42	8351	68
	South Africa	1035	9	1367	11
	Taiwan: Province Of China	769	6	1126	9
	Thailand			27	0
	Turkey	287090	2376	148632	1218
	United Arab Emirates (UAE)	29049	242	27547	226
	United States of America (USA)	9163	76	7763	63
	Viet Nam	107	1	2494	20
052713	**Petro coke,bitumen etc.**	**7390266**	**61053**	**7940661**	**64956**
	Bahrain	1173968	9708	558433	4573
	China People'S Republic (P.R)	87687	726	69252	567
	India	285751	2359	157831	1294
	Iraq	780869	6480	1769718	14464
	Malaysia	852256	6986		
	Oman	459335	3776	1275621	10412
	Singapore	211327	1732		
	United Arab Emirates (UAE)	3539074	29286	4108472	33636
	United Kingdom (UK)			1334	11
052714	**Bitumen and asphalt, etc.**	**6329**	**53**	**4643**	**38**
	China People'S Republic (P.R)	191	2		
	India	4465	37	1477	12
	Malaysia			1777	15
	United States of America (USA)	1672	14	1389	11
052715	**Bituminous mixtures based on natural asphalt**	**20836**	**172**	**23444**	**192**
	China People'S Republic (P.R)	3995	33		
	Germany			599	5
	India	13505	112	21412	175
	Japan	531	4		
	Malaysia			1433	12
	Turkey	2805	24		
060000	**Products of the Chemical or Allied Industries**	**747528870**	**6188282**	**851519779**	**6964079**
062800	**Inorganic chemicals; organic or inorganic compounds of precious metals, of rare-earth metals, of radioactive elements or of isotopes**	**57397259**	**475394**	**63887510**	**522243**
062801	**Fluorine, chlorine bromine & iodine.**	**18099**	**151**	**22195**	**181**
	Belgium	251	2		
	Chile	10252	87		
	China People'S Republic (P.R)	504	4	289	2
	Germany			13760	113

Import payments by commodities/countries Table-3.1 (Contd.)
(Four digit level HS code)

(First two digit section, second two digit chapter and last two digit indicate four digit level commodities)

(Amount in thousand)

HS Code - Commodities/Countries		2024 - 2025		2025 - 2026	
		Amount (BDT)	Amount (USD)	Amount (BDT)	Amount (USD)
	India	412	3	945	8
	Japan			217	2
	Korea, Republic Of	6518	53	6943	57
	Spain			41	0
	Thailand	161	1		
062802	**Sulphur**	**1366**	**11**	**129**	**1**
	India	1190	10		
	Japan	177	1	129	1
062803	**Carbon**	**1840187**	**15227**	**2248732**	**18391**
	China People'S Republic (P.R)	231674	1922	734307	6001
	Germany	70467	584	101323	828
	Hong Kong: Sar Of China	2973	24		
	India	1443020	11935	1275453	10438
	Italy			691	6
	Japan			301	2
	Korea, Republic Of	10982	91	27852	228
	Malaysia			13	0
	Pakistan	14499	120		
	Singapore			29	0
	Taiwan: Province Of China	46532	386	103087	843
	United Arab Emirates (UAE)	10651	89		
	United States of America (USA)	9390	77	5677	46
062804	**Hydrogen, rare gases etc.**	**541366**	**4481**	**1246398**	**10172**
	Belgium	63707	529	7765	63
	China People'S Republic (P.R)	208944	1727	285051	2331
	Germany	5188	43	3126	26
	Hong Kong: Sar Of China	1188	10	133	1
	India	190956	1580	348152	2845
	Indonesia			572069	4660
	Italy	156	1		
	Japan	27134	224	3516	29
	Korea, Republic Of	55	0	29	0
	Malaysia	22521	188	9401	77
	Qatar	6621	54	3684	30
	Singapore	3758	31		
	Taiwan: Province Of China			2	0
	United Arab Emirates (UAE)	9430	78	3448	28
	United Kingdom (UK)	458	4	54	0
	United States of America (USA)	1250	10	2120	17
	Viet Nam			7846	64
062805	**Alkali, rare earth metals, mercury etc.**	**138695**	**1145**	**198836**	**1626**
	China People'S Republic (P.R)	6963	58	20513	167
	Germany			766	6
	India	15541	128	25702	210
	Ireland	57715	473	105205	861
	Netherlands	18637	155	9327	76

Import payments by commodities/countries Table-3.1 (Contd.)
(Four digit level HS code)

(First two digit section, second two digit chapter and last two digit indicate four digit level commodities)

(Amount in thousand)

HS Code - Commodities/Countries		2024 - 2025		2025 - 2026	
		Amount (BDT)	Amount (USD)	Amount (BDT)	Amount (USD)
	Taiwan: Province Of China	39839	331	35956	294
	United States of America (USA)			1367	11
062806	**Hydrogen chloride, chlorosulphuric acid**	**19299**	**160**	**13032**	**107**
	Austria	1100	9	2177	18
	Denmark	22	0		
	Finland			605	5
	Germany	1709	14	5844	48
	India	1221	10	36	0
	Ireland	9560	80		
	Japan	281	2	574	5
	Spain			768	6
	Taiwan: Province Of China	303	3	2957	24
	Thailand	5089	42		
	United States of America (USA)	14	0	71	1
062807	**Sulphuric acid, oleum**	**49493**	**410**	**282244**	**2300**
	Belgium	84	1		
	Germany			689	6
	India	43591	362	268418	2187
	Japan	2347	19	4681	38
	Korea, Republic Of			21	0
	Singapore			1966	16
	Spain			98	1
	Thailand	3472	28	6371	52
062808	**Nitric acid;sulphonitric acids**	**91885**	**759**	**114201**	**933**
	China People'S Republic (P.R)	1481	12	45666	373
	France	437	4		
	India	812	7		
	Korea, Republic Of	83673	691	42443	347
	Oman	1661	14		
	Spain	2745	22	221	2
	Taiwan: Province Of China			25139	205
	Thailand	1076	9	733	6
062809	**Diphosphorus pentaoxide; phosphoric acid**	**4331508**	**35883**	**8244059**	**67372**
	Austria			1017	8
	Belgium	4080	34	57500	470
	China People'S Republic (P.R)	1037179	8503	3305992	27025
	Germany			3367	27
	Hong Kong: Sar Of China	6482	53		
	India	2743	23	20323	166
	Morocco	1056254	8802	2315558	18913
	Pakistan			26	0
	South Africa	2221523	18440	2539729	20758
	Switzerland	2702	23	189	2
	Thailand	545	5		

Import payments by commodities/countries Table-3.1 (Contd.)
(Four digit level HS code)

(First two digit section, second two digit chapter and last two digit indicate four digit level commodities)

(Amount in thousand)

HS Code - Commodities/Countries		2024 - 2025		2025 - 2026	
		Amount (BDT)	Amount (USD)	Amount (BDT)	Amount (USD)
	United States of America (USA)			358	3
062810	**Oxides of boron; boric acids**	**538287**	**4451**	**579145**	**4737**
	Argentina	22003	181	22900	188
	Chile	62651	517	42551	347
	China People'S Republic (P.R)	42212	349	54641	446
	Germany	7550	62	2096	17
	India	13327	110	5183	42
	Korea, Republic Of			18	0
	Malaysia			5914	48
	Peru	103497	852	108167	884
	Singapore	4485	37		
	Spain	561	5		
	Taiwan: Province Of China	13390	112		
	Thailand	269	2		
	Turkey	113283	940	184238	1506
	United States of America (USA)	155059	1285	153436	1257
062811	**Other inorganic acids, other inorganic oxygen**	**1839992**	**15230**	**1774661**	**14515**
	Argentina	9747	81		
	Australia	3669	31	3722	31
	Belgium	21504	178	31718	260
	Brazil			3665	30
	Chile			7	0
	China People'S Republic (P.R)	941067	7787	944688	7727
	Czech Republic			551	5
	Germany	131619	1090	131527	1075
	Hong Kong: Sar Of China	10364	86	13742	112
	India	669555	5543	579425	4740
	Indonesia	1	0	484	4
	Italy			32	0
	Japan	11363	94	17689	145
	Korea, Republic Of	14668	121	16249	133
	Malaysia	9325	77	6855	56
	Mexico	1164	10	3786	31
	Singapore	476	4	3855	32
	Spain			79	1
	Sri Lanka			1751	14
	Switzerland			3593	29
	Taiwan: Province Of China	13008	108	3729	30
	United Kingdom (UK)	793	7	2731	22
	United States of America (USA)	569	5	4709	38
	Viet Nam	1100	9	73	1
062812	**Halides & halide oxides of non-metals**	**11528**	**96**	**44158**	**361**
	China People'S Republic (P.R)	11281	94	30986	254
	Germany	12	0		
	India	31	0	9641	79
	Thailand			3531	29

Import payments by commodities/countries Table-3.1 (Contd.)
(Four digit level HS code)

(First two digit section, second two digit chapter and last two digit indicate four digit level commodities)

(Amount in thousand)

HS Code - Commodities/Countries		2024 - 2025		2025 - 2026	
		Amount (BDT)	Amount (USD)	Amount (BDT)	Amount (USD)
	United States of America (USA)	204	2		
062813	**Sulphides of non-metals**	**269**	**2**	**554**	**5**
	China People'S Republic (P.R)			7	0
	India	269	2	547	4
062814	**Ammonia anhydrous or aqueous soln**	**7625**	**63**	**7002**	**57**
	Belgium	117	1		
	China People'S Republic (P.R)	1489	12	272	2
	Germany	1738	14	811	7
	India	4022	33	5875	48
	Spain	66	1		
	Thailand	192	2		
	United States of America (USA)			44	0
062815	**Sodium or potasium hydroxide**	**509711**	**4204**	**347416**	**2841**
	China People'S Republic (P.R)	26813	224	24374	200
	Czech Republic	2448	20	1869	15
	Germany	39761	331	36290	297
	India	207514	1716	250455	2047
	Italy	175639	1440	1416	12
	Japan	235	2		
	Korea, Republic Of	24235	198	8097	66
	Saudi Arabia	9665	81	13852	114
	Singapore	7249	59		
	Spain	244	2	315	3
	Sweden			628	5
	Taiwan: Province Of China	3100	25	1845	15
	Thailand	8488	71	7115	58
	Turkey	1506	12	863	7
	United States of America (USA)	2815	24	298	2
062816	**Hydroxide & peroxide magnesium**	**161045**	**1343**	**177551**	**1453**
	China People'S Republic (P.R)	3252	27	9043	74
	Denmark			10	0
	France	6293	52		
	Germany	6	0		
	India	96319	806	135043	1105
	Japan	10046	82	9953	82
	Korea, Republic Of	18216	152	8262	68
	Malaysia	1553	13		
	Thailand	9416	78	6950	57
	United States of America (USA)	15945	133	8291	68
062817	**Zinc oxide; zinc peroxide**	**561243**	**4635**	**660254**	**5400**
	Belgium	870	7	83	1
	China People'S Republic (P.R)	45158	374	35354	289
	Germany	1238	10	3974	33
	Hong Kong: Sar Of China			3759	31
	India	317534	2623	346877	2836
	Indonesia	8032	66	1435	12
	Japan	618	5	6082	50
	Korea, Republic Of	26320	216	7301	60

Import payments by commodities/countries Table-3.1 (Contd.)
(Four digit level HS code)

(First two digit section, second two digit chapter and last two digit indicate four digit level commodities)

(Amount in thousand)

HS Code - Commodities/Countries		2024 - 2025		2025 - 2026	
		Amount (BDT)	Amount (USD)	Amount (BDT)	Amount (USD)
	Netherlands	83	1	31626	259
	Pakistan	11131	91	54663	447
	Saudi Arabia	117995	977	95178	780
	Singapore			132	1
	Spain			2114	17
	Sri Lanka			3434	28
	Taiwan: Province Of China	9392	77	48287	396
	Thailand	21122	173		
	United States of America (USA)	1749	15		
	Viet Nam			19954	163
062818	**Artificial corundum, aluminium oxide/hydroxide**	**1390928**	**11523**	**1273651**	**10417**
	Australia	8472	71		
	Austria			17894	147
	Bhutan			659	5
	Brazil	893	7		
	China People'S Republic (P.R)	342135	2825	391200	3197
	Denmark	660	5	1487	12
	France	181592	1511	104632	859
	Germany	26717	221	27477	225
	Hong Kong: Sar Of China			9926	81
	India	359048	2969	352719	2886
	Italy	328	3		
	Korea, Republic Of	15483	129	51229	418
	Netherlands	473	4	383	3
	Singapore			2561	21
	Spain	837	7	118	1
	Switzerland	1786	15		
	Thailand	17899	150	9792	80
	Turkey	18664	153	9726	80
	United Kingdom (UK)			90	1
	United States of America (USA)	415943	3454	293759	2402
062819	**Chromium oxides and hydroxide**	**140124**	**1162**	**84104**	**687**
	Belgium	65388	545		
	China People'S Republic (P.R)	27304	226	17797	145
	Germany	20086	166	37961	310
	India	5592	46	2352	19
	Japan	12642	105	8003	66
	Kazakhstan	9112	75	8731	72
	Turkey			9261	75
062820	**Manganese oxides**	**279069**	**2304**	**189602**	**1550**
	Brazil	9435	77		
	China People'S Republic (P.R)	204168	1688	178999	1463
	Germany	7714	63		
	Hong Kong: Sar Of China	42817	353		
	India	5949	49	8108	66

Import payments by commodities/countries Table-3.1 (Contd.)
(Four digit level HS code)

(First two digit section, second two digit chapter and last two digit indicate four digit level commodities)

(Amount in thousand)

HS Code - Commodities/Countries		2024 - 2025		2025 - 2026	
		Amount (BDT)	Amount (USD)	Amount (BDT)	Amount (USD)
	Italy			1741	14
	Oman	7620	63		
	Taiwan: Province Of China	1152	9	546	4
	United States of America (USA)	213	2	209	2
062821	**Iron oxide & hydroxide**	**371754**	**3075**	**472707**	**3867**
	China People'S Republic (P.R)	279863	2313	378347	3095
	France	531	5		
	Germany	14727	121	27914	229
	Hong Kong: Sar Of China	489	4		
	India	58226	484	41246	338
	Italy	10355	86	16156	132
	Japan	644	5	200	2
	Korea, Republic Of			0	0
	Malaysia	2582	21	1306	11
	Netherlands	12	0		
	Spain	3396	28	4770	39
	United Arab Emirates (UAE)	211	2		
	United Kingdom (UK)	717	6		
	United States of America (USA)			2768	23
062822	**Cobalt oxides & hydroxides**	**82354**	**680**	**144649**	**1181**
	Belgium	43676	362	123133	1005
	China People'S Republic (P.R)	7216	60	3272	27
	Finland			9189	75
	Germany	72	1		
	India	21511	176	481	4
	Indonesia	53	0	4438	36
	Italy	105	1		
	Taiwan: Province Of China	9668	80	4065	33
	Thailand	11	0		
	United States of America (USA)	42	0	70	1
062823	**Titanium oxides**	**609843**	**5047**	**511901**	**4185**
	Canada	4949	41		
	China People'S Republic (P.R)	344835	2849	256767	2099
	Czech Republic	11178	92	13951	114
	Denmark			17	0
	Germany	17567	147	20761	170
	India	31387	259	61049	500
	Italy	3418	28	3162	26
	Japan	81189	677	58873	481
	Korea, Republic Of	109114	901	89567	731
	Singapore			2511	20
	Spain	23	0		
	Taiwan: Province Of China	3669	30	5243	43
	United States of America (USA)	2514	21		
062824	**Lead oxides; red & orange lead**	**23094**	**191**	**32124**	**262**
	Belgium	124	1		

Import payments by commodities/countries Table-3.1 (Contd.)
(Four digit level HS code)

(First two digit section, second two digit chapter and last two digit indicate four digit level commodities)

(Amount in thousand)

HS Code - Commodities/Countries		2024 - 2025		2025 - 2026	
		Amount (BDT)	Amount (USD)	Amount (BDT)	Amount (USD)
	China People'S Republic (P.R)	1054	9		
	India	21915	181	32124	262
062825	**Hydrazine/hydroxylamine & salt etc.**	**772381**	**6395**	**451335**	**3688**
	Chile	2670	22	4311	35
	China People'S Republic (P.R)	216000	1796	93213	761
	Denmark			9	0
	Germany	35987	297	8602	70
	Hong Kong: Sar Of China			2071	17
	India	101164	838	60899	497
	Indonesia	19198	158	69515	568
	Ireland			15	0
	Italy	8461	69		
	Japan	10085	84	2698	22
	Korea, Republic Of	73316	608		
	Malaysia	825	7	192	2
	Netherlands	23302	193	22463	184
	Norway	11949	98	15384	126
	Pakistan	1637	13		
	Singapore	2394	20	4923	40
	Spain	23549	195	10302	84
	Sri Lanka	45540	377	39506	323
	Taiwan: Province Of China			79	1
	Thailand	4813	39	4407	36
	Turkey	155928	1287	102260	836
	United Arab Emirates (UAE)	9875	81	4043	33
	United Kingdom (UK)	37	0		
	United States of America (USA)	25652	212	6442	53
062826	**Fluorides,fluorosilicates,etc**	**142411**	**1178**	**82465**	**673**
	Belgium	5241	43	3078	25
	China People'S Republic (P.R)	120208	996	61287	500
	Germany	1115	9	2257	18
	India	1065	9	930	8
	Japan			980	8
	Malaysia			982	8
	Pakistan	1902	16		
	Singapore	10	0		
	Taiwan: Province Of China			4867	40
	United States of America (USA)	6	0	4	0
	Viet Nam	12864	105	8082	66
062827	**Chloride/bromide/iodides**	**638500**	**5275**	**1147574**	**9372**
	Belgium	2624	22		
	China People'S Republic (P.R)	340679	2815	752407	6141
	Czech Republic	362	3	4562	37
	Denmark			72	1
	France	7	0	197	2
	Germany	35409	290	37216	305
	Honduras	1337	11		

Import payments by commodities/countries Table-3.1 (Contd.)
(Four digit level HS code)

(First two digit section, second two digit chapter and last two digit indicate four digit level commodities)

(Amount in thousand)

HS Code - Commodities/Countries		2024 - 2025		2025 - 2026	
		Amount (BDT)	Amount (USD)	Amount (BDT)	Amount (USD)
	Hong Kong: Sar Of China	1763	15	772	6
	India	145282	1202	199563	1632
	Italy	234	2		
	Japan	49644	412	26064	213
	Korea, Republic Of	164	1	676	6
	Malaysia	3777	31	4031	33
	Mexico	6	0		
	Netherlands	21	0		
	New Zealand	19	0		
	Spain	39252	323	92438	755
	Switzerland	24	0	58	0
	Taiwan: Province Of China	6746	55	11462	94
	Thailand	1733	14	238	2
	United Kingdom (UK)	1	0	51	0
	United States of America (USA)	9415	78	17768	145
062828	**Hypochlorites chlorites**	**1342455**	**11100**	**1459026**	**11928**
	China People'S Republic (P.R)	92012	761	99947	817
	Germany			15	0
	Honduras			410	3
	India	1225378	10130	1277831	10447
	Ireland			555	5
	Japan	3639	30	1532	13
	Korea, Republic Of	4218	35	96	1
	Poland	9	0	6	0
	Singapore			44003	360
	Spain	10916	91	23225	190
	Taiwan: Province Of China	2992	25		
	Thailand	366	3	1723	14
	Turkey	1	0		
	United Kingdom (UK)			9449	77
	United States of America (USA)	2924	25	233	2
062829	**Chlorat & perchlorat, bromates, iodates etc.**	**193960**	**1614**	**298404**	**2439**
	China People'S Republic (P.R)	26893	223	25803	211
	Germany	112	1	285	2
	India	159792	1331	258442	2112
	Korea, Republic Of	121	1		
	Spain	1118	9		
	Sri Lanka	5912	49	12735	104
	Switzerland			851	7
	Thailand			288	2
	United States of America (USA)	12	0		
062830	**Sulphides; polysulphides**	**377315**	**3123**	**301304**	**2463**
	China People'S Republic (P.R)	356714	2953	289168	2363
	Germany	50	0		
	India	15275	127	2003	16
	Italy			6901	57

Import payments by commodities/countries Table-3.1 (Contd.)
(Four digit level HS code)

(First two digit section, second two digit chapter and last two digit indicate four digit level commodities)

(Amount in thousand)

HS Code - Commodities/Countries		2024 - 2025		2025 - 2026	
		Amount (BDT)	Amount (USD)	Amount (BDT)	Amount (USD)
	Japan	126	1		
	Taiwan: Province Of China	5150	42	3232	27
062831	**Dithionites and sulphoxylates**	**1660099**	**13730**	**1750922**	**14317**
	Austria	5	0		
	Belgium	10	0	3	0
	Canada	17	0		
	China People'S Republic (P.R)	847478	7005	835947	6833
	Denmark	16	0	8	0
	France			3	0
	Germany	276594	2289	236933	1938
	Hong Kong: Sar Of China			2543	21
	India	364200	3015	408962	3346
	Indonesia			3739	31
	Italy	4017	34	201	2
	Japan	5	0		
	Korea, Republic Of	45850	379	109163	892
	Malaysia	31522	261	24319	199
	Mexico	1	0		
	New Zealand	36	0		
	Pakistan			280	2
	Poland	19	0		
	Singapore	16577	138	11500	94
	Slovakia	2	0		
	Spain	13384	110	15328	125
	Switzerland	11	0		
	Taiwan: Province Of China	14143	117	12082	99
	Thailand			333	3
	Turkey	46100	381	88202	722
	United States of America (USA)	113	1	149	1
	Viet Nam			1224	10
062832	**Sulphites; thiosulphates**	**889322**	**7357**	**901287**	**7367**
	Belgium	18	0		
	China People'S Republic (P.R)	553397	4580	581308	4751
	Denmark			19	0
	Germany	179781	1487	184634	1509
	Hong Kong: Sar Of China	3024	25	3354	27
	India	43438	358	48598	398
	Indonesia	1332	11		
	Korea, Republic Of			220	2
	Malaysia	2640	22		
	Pakistan			1605	13
	Singapore	4593	38	4278	35
	Spain	865	7	38	0
	Sri Lanka	16155	133	9779	80
	Thailand	75254	623	48274	395
	Turkey	7282	60	10715	88

Import payments by commodities/countries Table-3.1 (Contd.)
(Four digit level HS code)

(First two digit section, second two digit chapter and last two digit indicate four digit level commodities)

(Amount in thousand)

HS Code - Commodities/Countries		2024 - 2025		2025 - 2026	
		Amount (BDT)	Amount (USD)	Amount (BDT)	Amount (USD)
	United Kingdom (UK)	1526	13	8465	69
	United States of America (USA)	17	0		
062833	**Sulphate alums, peroxosulphate**	**11085650**	**91934**	**11373328**	**92980**
	Austria	14813	122	8188	67
	Belgium	5383	45	5971	49
	Brazil	2260	18	1393	11
	Canada			352	3
	Chile	6000	50		
	China People'S Republic (P.R)	8879113	73609	8869134	72520
	Czech Republic	4322	36	9521	78
	France			5666	46
	Germany	96542	803	124662	1019
	Hong Kong: Sar Of China	13848	114	25986	212
	India	893609	7418	805335	6583
	Indonesia	675724	5618	954831	7794
	Italy	14322	119	10747	88
	Japan	7536	63	14191	116
	Korea, Republic Of	8938	74	9860	81
	Malaysia	9966	83	3689	30
	Mexico	18147	151		
	Netherlands	889	7	473	4
	Norway			846	7
	Romania	16407	137	17168	140
	Singapore	27666	231	36644	299
	South Africa	340137	2820	376901	3082
	Spain	2001	17	11484	94
	Switzerland			38536	314
	Taiwan: Province Of China	1392	12	6930	57
	Thailand	7464	62	6227	51
	Turkey	34714	290	14494	119
	United Arab Emirates (UAE)			3382	28
	United Kingdom (UK)	3151	26		
	United States of America (USA)	62	1	9764	80
	Viet Nam	1245	10	953	8
062834	**Nitrites; nitrates**	**149653**	**1244**	**169075**	**1382**
	Belgium	23	0		
	China People'S Republic (P.R)	84312	700	123526	1010
	Denmark			16	0
	Germany	10515	87	23107	189
	India	20913	172	8816	72
	Korea, Republic Of	28012	236		
	Malaysia			3463	28
	Spain			91	1
	Switzerland	101	1		
	Turkey	5767	47	10036	82
	United Kingdom (UK)			22	0
	United States of America (USA)	10	0		

Import payments by commodities/countries Table-3.1 (Contd.)
(Four digit level HS code)

(First two digit section, second two digit chapter and last two digit indicate four digit level commodities)

(Amount in thousand)

HS Code - Commodities/Countries		2024 - 2025		2025 - 2026	
		Amount (BDT)	Amount (USD)	Amount (BDT)	Amount (USD)
062835	**Phosphinates, phosphonates**	**5043291**	**41708**	**7791490**	**63685**
	Austria			1218	10
	Belgium	26202	217	47421	387
	Belize			14797	121
	Chile	700	6		
	China People'S Republic (P.R)	4253579	35175	6681622	54613
	Denmark	8302	69	6396	52
	France	3604	30	2757	23
	Germany	172282	1429	169161	1383
	Hong Kong: Sar Of China			163	1
	India	207832	1722	196144	1604
	Italy	462	4	2660	22
	Japan	158176	1304	306677	2506
	Korea, Republic Of	2490	21	1604	13
	Malaysia	1354	11	1650	13
	Morocco	15852	132	68264	559
	Singapore	84776	695	134523	1099
	Spain	8590	71	13296	109
	Taiwan: Province Of China	30546	254	22428	184
	Thailand	15826	131	8671	71
	Turkey	11200	93	14	0
	United Arab Emirates (UAE)	183	1		
	United Kingdom (UK)			1420	12
	United States of America (USA)	25608	211	55737	456
	Viet Nam	15727	131	54869	447
062836	**Carbonates; peroxocarbonates**	**17508346**	**145092**	**15211171**	**124336**
	Austria	765	6		
	Belgium			47685	390
	Bhutan	993	8	377	3
	Bulgaria	1017376	8428	994530	8126
	China People'S Republic (P.R)	5761202	47565	7306934	59726
	Czech Republic	3218	27	7644	63
	Denmark	310	3	19	0
	Egypt	16250	135	13555	111
	France	128945	1061	202916	1660
	Germany	92292	760	86080	704
	Hong Kong: Sar Of China	18098	151	6121	50
	India	5238527	43535	2672396	21848
	Indonesia	1374	12		
	Italy	76703	635	72810	595
	Japan	169307	1402	241594	1976
	Jordan	98	1		
	Kenya			35023	285
	Korea, Republic Of	61820	517	58251	476
	Malaysia	105936	879	119086	974
	Malta	388	3	720	6
	Myanmar	358	3		
	Netherlands	2318	19		

Import payments by commodities/countries Table-3.1 (Contd.)
(Four digit level HS code)

(First two digit section, second two digit chapter and last two digit indicate four digit level commodities)

(Amount in thousand)

HS Code - Commodities/Countries		2024 - 2025		2025 - 2026	
		Amount (BDT)	Amount (USD)	Amount (BDT)	Amount (USD)
	Pakistan	2484828	20692	1011176	8259
	Singapore	70272	585	63481	518
	Spain	57788	478	80994	663
	Sri Lanka	365	3		
	Sweden	219	2		
	Taiwan: Province Of China	14439	118	8986	73
	Thailand	31852	265	97595	797
	Turkey	285507	2356	178652	1459
	United Arab Emirates (UAE)	125083	1041	650	5
	United Kingdom (UK)	8781	73	2280	19
	United States of America (USA)	675840	5577	734691	6006
	Viet Nam	1057092	8752	1166926	9542
062837	**Cyanides,cyanide oxides**	**101177**	**844**	**89444**	**731**
	China People'S Republic (P.R)	62335	520	60338	493
	Czech Republic	7	0		
	Germany	10	0		
	India	8095	68	3861	32
	Japan	13294	111		
	Korea, Republic Of	17396	145	25245	206
	Spain	27	0		
	United States of America (USA)	13	0		
062839	**Silicates, commercial alkali metal silicates**	**1014644**	**8408**	**771699**	**6311**
	China People'S Republic (P.R)	246677	2039	194363	1589
	Germany	347	3	251	2
	India	175622	1454	142733	1167
	Indonesia	19433	159	12872	105
	Italy	877	7	1809	15
	Japan	1575	13		
	Korea, Republic Of	1038	9	823	7
	Malaysia	204564	1700	155843	1274
	Pakistan	2666	22	4020	33
	Portugal	1119	9	1508	12
	Saudi Arabia	8732	71		
	Singapore	192	2	3405	28
	Taiwan: Province Of China	238421	1979	151264	1238
	Thailand	60806	504	72392	592
	Turkey	3685	31	4017	33
	United Arab Emirates (UAE)	234	2		
	United States of America (USA)	26752	221	15988	131
	Viet Nam	21902	181	10412	85
062840	**Borates; peroxoborates**	**875838**	**7257**	**1325507**	**10841**
	Argentina	34306	286	29824	244
	China People'S Republic (P.R)	67110	553	71099	581
	Germany	285	2	13884	114
	Hong Kong: Sar Of China			38590	315
	India	28971	238	52707	431
	Italy	75384	630	183892	1505
	Malaysia	55	0		

Import payments by commodities/countries Table-3.1 (Contd.)
(Four digit level HS code)

(First two digit section, second two digit chapter and last two digit indicate four digit level commodities)

(Amount in thousand)

HS Code - Commodities/Countries		2024 - 2025		2025 - 2026	
		Amount (BDT)	Amount (USD)	Amount (BDT)	Amount (USD)
	Peru	146805	1206	201421	1647
	Singapore	4015	33		
	Spain	246	2	5928	48
	Thailand			4210	34
	Turkey	240852	2006	424816	3474
	United Arab Emirates (UAE)			9349	77
	United States of America (USA)	277810	2300	289788	2372
062841	**Salt of oxometalic or peroxometalic acids**	**456314**	**3771**	**332304**	**2716**
	China People'S Republic (P.R)	226969	1877	72520	593
	Germany	1573	13	3791	31
	India	226285	1869	252195	2061
	Korea, Republic Of	427	4	2117	17
	Spain	287	2	1637	13
	Thailand	773	6		
	United States of America (USA)			44	0
062842	**Other salt of inorganic acids/peroxoacids**	**563988**	**4675**	**572127**	**4680**
	China People'S Republic (P.R)	230999	1914	286866	2345
	France			1146	9
	Germany	78390	647	98161	803
	Hong Kong: Sar Of China	265	2		
	India	120871	1004	107293	877
	Italy	3670	31	2112	17
	Japan	5433	45	7321	60
	Korea, Republic Of	15094	125	10711	88
	Mexico			1187	10
	Portugal	2424	20	888	7
	Slovenia	216	2		
	Spain	77	1		
	Taiwan: Province Of China	7835	65	4860	40
	Thailand	33170	274	50652	416
	Turkey			931	8
	United States of America (USA)	65543	546		
062843	**Colloidal precious metals, silver/gold compounds**	**399576**	**3293**	**401203**	**3281**
	Argentina	2731	23	15077	123
	Belgium	1348	11		
	China People'S Republic (P.R)	135769	1115	160600	1312
	Germany	76	1	3793	31
	India	86684	720	68802	561
	Italy	106327	876	85912	703
	Japan	303	3		
	Korea, Republic Of	13	0		
	Macedonia	52	0	80	1
	Mexico	59278	487	65445	537
	Spain	6744	56		

Import payments by commodities/countries Table-3.1 (Contd.)
(Four digit level HS code)

(First two digit section, second two digit chapter and last two digit indicate four digit level commodities)

(Amount in thousand)

HS Code - Commodities/Countries		2024 - 2025		2025 - 2026	
		Amount (BDT)	Amount (USD)	Amount (BDT)	Amount (USD)
	Thailand	143	1		
	United States of America (USA)	108	1	1493	12
062844	**Radioactive chemical elements/isotops**	**214886**	**1777**	**190908**	**1561**
	Belgium			886	7
	Brazil			2942	24
	China People'S Republic (P.R)	76720	631	47920	392
	Czech Republic			634	5
	Egypt	1933	16	6871	56
	Germany	151	1	2817	23
	Hungary	3098	26	3444	28
	Indonesia			28	0
	Japan	1	0		
	Netherlands	2988	25	5416	44
	Poland	46376	385	33522	274
	Singapore	934	8	705	6
	South Africa	68103	564	69983	572
	Turkey	8605	71	6203	51
	United Arab Emirates (UAE)			1306	11
	United Kingdom (UK)			199	2
	United States of America (USA)	5976	50	8032	65
062845	**Heavy water& other(Isotopes other than 28.44)**	**4502**	**37**	**15659**	**128**
	China People'S Republic (P.R)	4434	36	1363	11
	Japan			11009	90
	Korea, Republic Of	67	1		
	United Arab Emirates (UAE)			2644	22
	United States of America (USA)			643	5
062846	**Compounds inorganic/organic,etc.**	**38802**	**319**	**105571**	**861**
	Austria	428	4		
	China People'S Republic (P.R)	33916	278	105212	858
	France	20	0		
	Germany	112	1	298	2
	India			61	1
	Taiwan: Province Of China	4318	36		
	United States of America (USA)	7	0		
062847	**Hydrogen peroxide not solidified urea**	**27905**	**231**	**47609**	**389**
	Austria	102	1	889	7
	Belgium			276	2
	India	17136	142	17742	145
	Italy	484	4		
	Singapore			2876	23
	Spain	842	7	225	2
	Taiwan: Province Of China	163	1		
	Thailand	8599	71	15096	123
	United Arab Emirates (UAE)			1134	9

Import payments by commodities/countries Table-3.1 (Contd.)
(Four digit level HS code)

(First two digit section, second two digit chapter and last two digit indicate four digit level commodities)

(Amount in thousand)

HS Code - Commodities/Countries	2024 - 2025		2025 - 2026	
	Amount (BDT)	Amount (USD)	Amount (BDT)	Amount (USD)
United Kingdom (UK)	480	4		
United States of America (USA)	100	1	9372	77
062849 Carbides not chem. defined	**258382**	**2138**	**355249**	**2907**
China People'S Republic (P.R)	235514	1950	298979	2448
Germany	2	0	802	7
India	22846	188	31067	254
Italy	19	0		
Singapore			21420	175
Slovakia			2918	24
Taiwan: Province Of China			63	1
062850 Hydrides,nitrides, azides, silicides,borides etc.	**72281**	**600**	**68019**	**557**
Belgium	369	3		
China People'S Republic (P.R)	4361	37	3608	29
Germany	30	0		
India	63650	528	59338	486
Korea, Republic Of	34	0		
United Kingdom (UK)	3021	25	4969	41
United States of America (USA)	817	7	104	1
062852 Inorganic or organic compounds of mercury	**3300**	**27**	**77**	**1**
Argentina	81	1		
Belgium	1193	10		
Germany	1092	9		
India	207	2		
Spain	728	6		
United States of America (USA)			77	1
062853 Phosphides, whether or not chemically defined, excluding ferrophosphorus;	**3521**	**29**	**5449**	**44**
China People'S Republic (P.R)	34	0		
Germany	34	0	61	0
India	1	0		
Ireland			180	1
Korea, Republic Of	64	1	3639	30
Lithuania	1	0		
Spain			37	0
Switzerland	349	3	16	0
Thailand	458	4	219	2
United Kingdom (UK)	74	1	10	0
United States of America (USA)	2507	21	1287	10
062900 Organic chemicals	**158088036**	**1309350**	**180343094**	**1474377**
062901 Acyclic hydrocarbons	**752578**	**6226**	**787122**	**6435**
China People'S Republic (P.R)	101576	840	136574	1115
France	21513	177	16203	132
Germany	2703	22	2810	23

Import payments by commodities/countries Table-3.1 (Contd.)
(Four digit level HS code)

(First two digit section, second two digit chapter and last two digit indicate four digit level commodities)

(Amount in thousand)

HS Code - Commodities/Countries		2024 - 2025		2025 - 2026	
		Amount (BDT)	Amount (USD)	Amount (BDT)	Amount (USD)
	Hong Kong: Sar Of China	1663	14		
	India	119730	987	108421	885
	Korea, Republic Of	3122	26	16641	136
	Malaysia	271832	2256	192639	1576
	Romania	18607	155	25143	205
	Singapore	129625	1074	122804	1006
	Spain	1462	12	1389	11
	Sweden	103	1		
	Taiwan: Province Of China	2093	17		
	Thailand	69105	566	146438	1197
	United States of America (USA)	9446	77	18059	147
062902	**Cyclic hydrocarbons**	**1768447**	**14645**	**1827086**	**14930**
	Belgium	50	0		
	China People'S Republic (P.R)	169639	1406	382183	3122
	Germany	3267	27	912	7
	India	91672	760	79899	653
	Italy			12747	105
	Japan	32840	269	21397	174
	Korea, Republic Of	188197	1551	233919	1910
	Kuwait	76771	639	123207	1008
	Malaysia	27723	230	10955	90
	Netherlands			9997	82
	Pakistan			57058	465
	Saudi Arabia	6048	50	10096	82
	Singapore	376691	3132	123609	1011
	Slovakia			268	2
	South Africa	2025	17		
	Spain	2543	21		
	Taiwan: Province Of China	351477	2912	456879	3736
	Thailand	412006	3403	303650	2480
	United States of America (USA)	27496	227	309	3
062903	**Halogenated derivative of hydrocarbons**	**1711853**	**14168**	**1911987**	**15633**
	Australia	19487	161		
	Austria			2360	19
	Bulgaria			63	1
	China People'S Republic (P.R)	890472	7367	912611	7467
	France			76	1
	Germany	142559	1179	128102	1048
	Hong Kong: Sar Of China	4558	37	10688	87
	India	509183	4215	569849	4657
	Japan	47809	397	50416	412
	Korea, Republic Of	30648	254	38158	312
	Malaysia	2883	24	1804	15
	Netherlands			141	1
	Singapore	5759	47	10154	83
	Spain	7046	58	80	1

Import payments by commodities/countries Table-3.1 (Contd.)
(Four digit level HS code)

(First two digit section, second two digit chapter and last two digit indicate four digit level commodities)

(Amount in thousand)

HS Code - Commodities/Countries		2024 - 2025		2025 - 2026	
		Amount (BDT)	Amount (USD)	Amount (BDT)	Amount (USD)
	Taiwan: Province Of China			5521	45
	Thailand	9442	78	68611	559
	United Arab Emirates (UAE)	6448	54	143	1
	United Kingdom (UK)	3593	30	56374	459
	United States of America (USA)	31863	266	56834	465
	Viet Nam	103	1		
062904	**Sulphonated nitrated or nitrosated**	**171170**	**1422**	**224589**	**1835**
	China People'S Republic (P.R)	36576	301	39922	326
	Germany	1526	13	4259	35
	Hong Kong: Sar Of China	563	5		
	India	106272	885	129267	1057
	Indonesia	888	7	7408	60
	Korea, Republic Of	2562	22	1227	10
	Malaysia			23129	188
	Singapore			1449	12
	Spain	6951	58	2061	17
	Sweden			3320	27
	Taiwan: Province Of China	90	1	116	1
	Thailand	6510	55	4072	33
	Turkey	4538	38	1214	10
	United Kingdom (UK)	4262	35	6816	56
	United States of America (USA)	431	4		
	Viet Nam			331	3
062905	**Acyclic alcohol/halogn sulpho,etc**	**13647160**	**113061**	**16274466**	**133070**
	Austria	2169	18		
	Bahrain			18681	153
	Belgium	23372	193	62778	513
	Brazil			1284	11
	Brunei Darussalam			66663	543
	Canada			34	0
	China People'S Republic (P.R)	1714749	14202	2059357	16836
	France	63799	529	79189	647
	Germany	487795	4045	446198	3649
	Honduras	4456	37		
	Hong Kong: Sar Of China	72113	594	16880	138
	India	866006	7181	831979	6801
	Indonesia	628719	5211	1030476	8425
	Italy	8258	68	10700	88
	Japan	157280	1307	137120	1121
	Korea, Republic Of	1140381	9495	864612	7069
	Kuwait	3303310	27374	2457824	20131
	Malaysia	952283	7888	1434046	11717
	Netherlands	24487	200	7475	61
	Oman	6444	54	37151	305
	Pakistan	75791	621	57865	474
	Poland	140	1		
	Qatar	108655	902	16018	131
	Saudi Arabia	2330275	19233	3200493	26176

Import payments by commodities/countries Table-3.1 (Contd.)
(Four digit level HS code)

(First two digit section, second two digit chapter and last two digit indicate four digit level commodities)

(Amount in thousand)

HS Code - Commodities/Countries		2024 - 2025		2025 - 2026	
		Amount (BDT)	Amount (USD)	Amount (BDT)	Amount (USD)
	Singapore	250575	2071	608462	4983
	South Africa	145745	1206	116992	956
	Spain	59734	496	33074	270
	Sweden	1790	15	7406	61
	Switzerland	330	3	324	3
	Taiwan: Province Of China	578657	4808	611163	4999
	Thailand	389266	3227	654264	5349
	Turkey	14093	117	7840	64
	United Arab Emirates (UAE)	29665	249	61863	506
	United Kingdom (UK)	116119	959	56662	464
	United States of America (USA)	90696	756	1276357	10403
	Viet Nam	10	0	3239	26
062906	**Cyclic alcohol**	**772805**	**6400**	**831693**	**6798**
	China People'S Republic (P.R)	384622	3186	319322	2610
	Germany	92985	774	78453	642
	Hong Kong: Sar Of China			7230	59
	India	90751	751	66461	543
	Indonesia	1584	13	12545	103
	Japan	14358	119		
	Korea, Republic Of	8	0		
	Netherlands	6262	51	7548	62
	Singapore	3609	30	658	5
	Spain	177611	1468	336796	2753
	Thailand	926	8		
	United Kingdom (UK)	82	1	2681	22
	United States of America (USA)	8	0		
062907	**Phenols;phenol-alcohols**	**255630**	**2122**	**237323**	**1941**
	China People'S Republic (P.R)	62817	524	60557	496
	Denmark	777	6		
	Germany	14010	117	27101	222
	Hong Kong: Sar Of China			2297	19
	India	90736	754	110237	901
	Japan			2375	19
	Korea, Republic Of	16127	133	13328	109
	Poland	4917	40		
	Russian Federation			35	0
	Saudi Arabia	28414	236		
	Singapore			7831	64
	Spain	321	3	467	4
	Switzerland	5885	49	6109	50
	Taiwan: Province Of China	6928	58	6410	52
	United States of America (USA)	24699	203	576	5
062908	**Halogenated, sulphonated etc.**	**43761**	**364**	**83807**	**684**
	Belgium	10	0		
	China People'S Republic (P.R)			8362	68
	Germany	2147	18	1714	14
	India	41547	345	40832	334
	Korea, Republic Of			247	2

Import payments by commodities/countries Table-3.1 (Contd.)
(Four digit level HS code)

(First two digit section, second two digit chapter and last two digit indicate four digit level commodities)

(Amount in thousand)

HS Code - Commodities/Countries		2024 - 2025		2025 - 2026	
		Amount (BDT)	Amount (USD)	Amount (BDT)	Amount (USD)
	Latvia			998	8
	Malaysia			5155	42
	Spain	33	0		
	United States of America (USA)	25	0		
	Viet Nam			26499	216
062909	**Ether,ether alcohols, etc.**	**2490857**	**20641**	**3101714**	**25347**
	Belgium	1914	16	6523	53
	China People'S Republic (P.R)	388719	3206	472356	3860
	Dominican Republic			350	3
	France	7906	65	11935	98
	Germany	24304	201	19118	156
	Hong Kong: Sar Of China			6310	52
	Hungary	12	0		
	India	1516632	12583	1659677	13549
	Indonesia	15463	129	7512	61
	Italy	13864	116		
	Korea, Republic Of	15845	132	3182	26
	Kuwait	13942	115	13756	113
	Malaysia	60701	505	70432	576
	Netherlands			4	0
	Philippines			28	0
	Saudi Arabia	39728	330	64422	526
	Singapore	99622	826	502756	4120
	South Africa	1290	11		
	Spain	367	3	521	4
	Taiwan: Province Of China	112666	929	64962	531
	Thailand	124078	1030	120870	988
	United Arab Emirates (UAE)	6391	53	51310	420
	United Kingdom (UK)	218	2	2478	20
	United States of America (USA)	47158	391	22271	182
	Viet Nam	38	0	942	8
062910	**Epoxide, epoxyalcohols, etc.**	**59371**	**490**	**63489**	**519**
	China People'S Republic (P.R)	34860	288	48280	394
	India	17947	148	11270	92
	Korea, Republic Of			2996	25
	Switzerland	178	1		
	Turkey	6387	52	943	8
062911	**Acetals & hemiacetals etc.**	**2107**	**17**	**2151**	**18**
	China People'S Republic (P.R)	2107	17	2144	17
	India			7	0
062912	**Aldehydes**	**973276**	**8060**	**1458945**	**11933**
	China People'S Republic (P.R)	105709	871	359870	2941
	France	30	0		
	Germany	22892	191	8952	73
	India	177071	1466	179003	1465
	Indonesia	387103	3203	571291	4672
	Japan			214	2

Import payments by commodities/countries Table-3.1 (Contd.)
(Four digit level HS code)

(First two digit section, second two digit chapter and last two digit indicate four digit level commodities)

(Amount in thousand)

HS Code - Commodities/Countries		2024 - 2025		2025 - 2026	
		Amount (BDT)	Amount (USD)	Amount (BDT)	Amount (USD)
	Korea, Republic Of	31	0		
	Norway			174	1
	Russian Federation	7674	63		
	Saudi Arabia	6760	55		
	Singapore	2351	19	189	2
	Spain	228438	1897	329795	2699
	Switzerland			40	0
	Taiwan: Province Of China	6230	53	516	4
	United Arab Emirates (UAE)	28962	241	8902	73
	United States of America (USA)	25	0		
062913	**Halogen sulphonated etc.**	**762**	**6**	**5218**	**43**
	China People'S Republic (P.R)			504	4
	India	762	6	311	3
	Switzerland			4403	36
062914	**Ketone & quinon etc.**	**2069417**	**17124**	**2034848**	**16636**
	Australia	695	6		
	Belgium	625	5	738	6
	Brazil	2606	22	956	8
	China People'S Republic (P.R)	536238	4431	504974	4130
	Czech Republic	6313	52		
	France			172	1
	Germany	25760	218	48193	394
	Hong Kong: Sar Of China			9809	80
	India	356848	2951	412982	3375
	Italy	5509	45		
	Japan	51730	428	21793	178
	Korea, Republic Of	32750	272	12374	101
	Malaysia	564	5	528	4
	Netherlands	8335	68	630	5
	Pakistan	190	2		
	Saudi Arabia	846	7		
	Singapore	217020	1794	147293	1204
	South Africa	365992	3030	277905	2272
	Spain	3058	25	61	1
	Switzerland	3	0	698	6
	Taiwan: Province Of China	449309	3722	517782	4233
	Thailand	4983	42	22319	182
	United Kingdom (UK)			50746	415
	United States of America (USA)	44	0	157	1
	Viet Nam			4740	39
062915	**Saturated acyclice,monocarboxilic acid etc.**	**10585273**	**87650**	**12516106**	**102324**
	Austria	1085	9	1082	9
	Belgium	21934	182	16589	136
	Canada	19379	160	38663	316
	Chile			783	6
	China People'S Republic (P.R)	2388494	19755	3903775	31924

Import payments by commodities/countries Table-3.1 (Contd.)
(Four digit level HS code)

(First two digit section, second two digit chapter and last two digit indicate four digit level commodities)

(Amount in thousand)

HS Code - Commodities/Countries		2024 - 2025		2025 - 2026	
		Amount (BDT)	Amount (USD)	Amount (BDT)	Amount (USD)
	Czech Republic	14177	117	39183	321
	Denmark	4819	40	102	1
	Finland	3158	26	1600	13
	France	12143	101	19570	160
	Germany	95548	789	69545	569
	Hong Kong: Sar Of China	3735	31	15382	126
	India	1409225	11688	1163576	9509
	Indonesia	2377794	19648	3263474	26676
	Italy	58289	481	41532	340
	Japan	5149	42	2700	22
	Korea, Republic Of	377409	3129	484159	3957
	Malaysia	1148232	9532	1621761	13260
	Netherlands	13979	117	7742	63
	Philippines	690	6		
	Saudi Arabia	80607	667	48478	397
	Singapore	1886952	15645	582600	4772
	South Africa	3634	30	562797	4589
	Spain	117283	971	98007	802
	Sri Lanka	5089	42		
	Sweden	64	1		
	Switzerland			95	1
	Taiwan: Province Of China	226250	1873	232824	1904
	Thailand	104980	868	103905	850
	Turkey	11136	92	17577	144
	United Arab Emirates (UAE)			269	2
	United Kingdom (UK)	484	4		
	United States of America (USA)	128219	1065	105412	861
	Viet Nam	65337	540	72925	596
062916	**Unsaturated acyclic monocarboxylic acid etc.**	**2843279**	**23538**	**2632306**	**21514**
	Belgium	2330	19		
	China People'S Republic (P.R)	1462444	12109	1346869	11005
	Czech Republic			1260	10
	Egypt	1036	9	462	4
	Estonia			23	0
	France	8063	67	7522	62
	Germany	48347	405	70198	574
	Hong Kong: Sar Of China			3024	25
	India	267193	2215	303979	2485
	Indonesia	2082	17	2006	16
	Italy	7108	59		
	Japan	66194	550	94151	771
	Korea, Republic Of	95124	785	101629	829
	Malaysia	171918	1419	160279	1310
	Netherlands	25950	216	6084	50
	Portugal	721	6		
	Saudi Arabia	223470	1839	171224	1403
	Singapore	275297	2281	146255	1194
	South Africa	74297	617	46382	380

Import payments by commodities/countries Table-3.1 (Contd.)
(Four digit level HS code)

(First two digit section, second two digit chapter and last two digit indicate four digit level commodities)

(Amount in thousand)

HS Code - Commodities/Countries		2024 - 2025		2025 - 2026	
		Amount (BDT)	Amount (USD)	Amount (BDT)	Amount (USD)
	Spain	1726	14	7002	57
	Sweden	10713	88	43	0
	Switzerland			1547	13
	Taiwan: Province Of China	19175	159	5527	45
	Thailand	25140	210	78697	643
	United Kingdom (UK)	238	2		
	United States of America (USA)	54712	452	77039	629
	Viet Nam			1105	9
062917	**Polycarboxylic acids**	**16069242**	**133066**	**19338754**	**158081**
	Belgium	37	0		
	China People'S Republic (P.R)	14245061	117910	17658332	144342
	France	10	0	163	1
	Germany	138421	1154	84849	694
	Hungary	2124	17	5872	48
	India	311655	2583	256160	2096
	Indonesia	153619	1280	15199	124
	Italy	15252	127	36211	297
	Japan			890	7
	Korea, Republic Of	449826	3719	368134	3009
	Malaysia	157	1	269086	2200
	Netherlands	61049	508	69081	565
	Pakistan	128	1	367	3
	Singapore	13433	111	10089	83
	Spain	29807	247	27393	223
	Sri Lanka			34	0
	Switzerland	24	0	11	0
	Taiwan: Province Of China	633355	5280	522142	4268
	Thailand			5752	47
	Turkey	1971	16	11	0
	United Kingdom (UK)	11440	94	8396	69
	United States of America (USA)	1579	13	583	5
	Viet Nam	293	2		
062918	**Carboxylic acids**	**4627324**	**38299**	**5606981**	**45828**
	Australia	60	1		
	Austria	37184	308	31621	259
	Belgium	19448	162	8968	73
	Chile	1579	13		
	China People'S Republic (P.R)	2138012	17659	2638933	21563
	Denmark	340	3	342	3
	France	4372	36	11880	97
	Germany	97393	809	77704	635
	Honduras	1864	15		
	Hong Kong: Sar Of China	8047	66	121	1
	India	1587679	13159	2175155	17783
	Indonesia	4099	35	9185	75
	Italy	25535	212	14601	119
	Japan	155556	1292	159641	1305
	Korea, Republic Of	17099	140	11596	95
	Malaysia			4157	34

Import payments by commodities/countries Table-3.1 (Contd.)
(Four digit level HS code)

(First two digit section, second two digit chapter and last two digit indicate four digit level commodities)

(Amount in thousand)

HS Code - Commodities/Countries		2024 - 2025		2025 - 2026	
		Amount (BDT)	Amount (USD)	Amount (BDT)	Amount (USD)
	Mexico	319226	2644	271955	2223
	Netherlands	81200	674	40704	333
	Poland			20	0
	Singapore	3141	26	28644	234
	Spain	29123	244	6349	52
	Switzerland	3518	29	7353	60
	Taiwan: Province Of China	17195	146	30144	246
	Thailand	39493	326	22687	186
	Turkey	103	1		
	United Kingdom (UK)	16140	133	36687	299
	United States of America (USA)	19915	167	18531	152
062919	**Phosphoric esters and their salts**	**29224**	**243**	**37024**	**303**
	China People'S Republic (P.R)	6026	50	17236	141
	Germany	2460	20	536	4
	India	7027	59	10706	87
	Italy	400	3		
	Japan			2255	18
	Singapore	683	6		
	Slovakia	10297	86		
	Spain	2331	19	6292	51
062920	**Ester of other inorganic acids**	**514510**	**4260**	**559806**	**4578**
	China People'S Republic (P.R)	9807	80	4782	39
	France			963	8
	Germany	14019	117	25299	207
	India	329132	2724	367470	3006
	Italy	25274	208	31881	261
	Japan	63358	525	59750	488
	Singapore	655	5		
	Spain	1302	11	2027	17
	Switzerland	1200	10	3770	31
	Turkey	1950	16		
	United Kingdom (UK)	67813	563	63862	523
062921	**Amine function compounds**	**1785017**	**14814**	**1463170**	**11967**
	Belgium	38230	319	17181	141
	Brazil			648	5
	Chile			887	7
	China People'S Republic (P.R)	1077893	8939	789833	6463
	France	2336	19	285	2
	Germany	5055	42	3000	25
	Hong Kong: Sar Of China			1632	13
	India	561833	4671	594281	4857
	Italy	20806	171	7313	60
	Japan	336	3		
	Korea, Republic Of	256	2	28	0
	Malaysia	4173	35		
	Norway	3874	32		
	Singapore			4221	35

Import payments by commodities/countries Table-3.1 (Contd.)
(Four digit level HS code)

(First two digit section, second two digit chapter and last two digit indicate four digit level commodities)

(Amount in thousand)

HS Code - Commodities/Countries		2024 - 2025		2025 - 2026	
		Amount (BDT)	Amount (USD)	Amount (BDT)	Amount (USD)
	Spain	23489	195	33646	276
	Taiwan: Province Of China	45462	376	6967	57
	Thailand	1235	10	702	6
	United States of America (USA)	39	0	121	1
	Viet Nam			2424	20
062922	**Oxygen-function amino-compound**	**9392053**	**77731**	**8737800**	**71427**
	Argentina	3873	32	3822	31
	Belgium	11110	92	8599	71
	Brazil	9534	78	5782	47
	Canada			4403	36
	China People'S Republic (P.R)	5904109	48866	5299565	43317
	Czech Republic	71654	598	70640	577
	Denmark	2950	24		
	France	2343	19	37664	308
	Germany	118491	984	42567	348
	Hong Kong: Sar Of China	30822	256	17842	146
	India	1788738	14810	1755329	14356
	Indonesia	3986	34	673	6
	Italy	166317	1378	146532	1198
	Japan	17114	144	21192	173
	Korea, Republic Of	350750	2913	194819	1592
	Malaysia	8321	68	173	1
	Malta			954	8
	Mexico	56260	467	61736	503
	New Zealand	6841	56	9328	76
	Pakistan	4886	40	8510	70
	Poland	31285	258	44249	362
	Saudi Arabia	30371	252	13244	108
	Singapore	41167	339	71100	582
	Spain	146684	1214	139637	1142
	Sweden	3129	26		
	Switzerland	26294	219	38092	312
	Taiwan: Province Of China	53062	440	76319	623
	Thailand	491737	4039	646726	5284
	Turkey			66	1
	United Kingdom (UK)			1287	11
	United States of America (USA)	10225	86	16948	139
062923	**Qaternary ammonium salts etc.**	**1364224**	**11275**	**1601398**	**13091**
	Argentina			2201	18
	Austria	6133	51	11693	95
	Belgium	21107	173	26430	216
	Brazil	7078	58	2191	18
	Canada	1093	9	1503	12
	China People'S Republic (P.R)	805050	6634	960559	7851
	Denmark	1048	9		
	Finland	4481	37	5588	46
	France	11246	92	14938	122
	Germany	79466	666	30664	250
	India	213094	1763	268894	2198
	Indonesia	7	0	967	8

Import payments by commodities/countries Table-3.1 (Contd.)
(Four digit level HS code)

(First two digit section, second two digit chapter and last two digit indicate four digit level commodities)

(Amount in thousand)

HS Code - Commodities/Countries		2024 - 2025		2025 - 2026	
		Amount (BDT)	Amount (USD)	Amount (BDT)	Amount (USD)
	Italy			3637	30
	Japan	42621	355	51356	420
	Korea, Republic Of	68429	565	130563	1068
	Netherlands			6661	54
	Singapore	19297	160	10640	87
	Spain	5662	48	6578	54
	Sri Lanka	53	0		
	Switzerland	2120	18	40681	333
	Taiwan: Province Of China	396	3		
	United Arab Emirates (UAE)	2411	20		
	United Kingdom (UK)	13258	110	4	0
	United States of America (USA)	59479	497	25650	210
	Viet Nam	695	6		
062924	**Carboxyamide amide- func. Comp.**	**2003788**	**16606**	**2772235**	**22663**
	Belgium	8	0		
	Brazil	1552	13	777	6
	China People'S Republic (P.R)	850219	7033	1754339	14337
	Egypt	860	7		
	France	69088	570	70764	579
	Germany	14873	125	20250	166
	India	852165	7073	775710	6344
	Indonesia	1497	13	127	1
	Italy	37476	312	40020	327
	Japan	23486	195	17842	146
	Korea, Republic Of	35107	290	7048	58
	Malaysia	7789	64		
	Saudi Arabia	2817	24	1348	11
	Singapore	9044	76	3196	26
	Spain	15141	126	10204	83
	Switzerland	5452	45		
	Taiwan: Province Of China	62935	524	56668	465
	Thailand	7413	61	6503	53
	Turkey	1456	12	3956	32
	United Kingdom (UK)	5078	42	936	8
	United States of America (USA)	332	3	2547	21
062925	**Carboxyimide imine-func. Comp.**	**1224507**	**10118**	**1301540**	**10636**
	Brazil			329	3
	China People'S Republic (P.R)	361055	2982	437104	3573
	Germany	109678	900	66749	544
	Hong Kong: Sar Of China	7728	63		
	India	542567	4494	547732	4478
	Indonesia	31104	256	7963	65
	Italy	163837	1351	105215	861
	Japan	580	5	1558	13
	Korea, Republic Of	5447	45	5679	46
	Malaysia			115974	945
	Mexico	378	3		
	Netherlands	1621	13	1819	15

Import payments by commodities/countries Table-3.1 (Contd.)
(Four digit level HS code)

(First two digit section, second two digit chapter and last two digit indicate four digit level commodities)

(Amount in thousand)

HS Code - Commodities/Countries		2024 - 2025		2025 - 2026	
		Amount (BDT)	Amount (USD)	Amount (BDT)	Amount (USD)
	Singapore			5905	48
	Spain	384	3		
	Thailand			5350	44
	Ukraine	129	1		
	United Kingdom (UK)			162	1
062926	**Nitrile-function compounds**	**244690**	**2027**	**274623**	**2247**
	China People'S Republic (P.R)	10926	91	16800	137
	France	10	0		
	Germany	58515	484	61713	506
	India	60168	500	102288	837
	Korea, Republic Of	28271	232	35258	289
	Poland	839	7		
	Spain	74243	617	39184	320
	Taiwan: Province Of China	255	2		
	Thailand	11462	95	19380	159
062927	**Diazo, azo or azoxy-compounds**	**438275**	**3634**	**840365**	**6870**
	China People'S Republic (P.R)	242122	2007	247059	2020
	Germany	65	1	79	1
	Hong Kong: Sar Of China	8404	70		
	India	97606	809	379139	3097
	Indonesia	12361	103	13656	112
	Italy	69	1	72	1
	Japan	9274	77	8047	66
	Korea, Republic Of	52186	433	157661	1290
	Saudi Arabia			22393	184
	Spain	32	0	17	0
	Taiwan: Province Of China	987	8	10376	85
	Thailand	15139	125	1867	15
	United States of America (USA)	29	0		
062928	**Organic derivative of hydrazine**	**35193**	**292**	**89806**	**733**
	China People'S Republic (P.R)	30939	256	68955	563
	India	4039	34	20665	169
	Korea, Republic Of	203	2	40	0
	Malaysia			146	1
	United States of America (USA)	12	0		
062929	**Compound w/ other nitrogen func.**	**996867**	**8247**	**1184300**	**9680**
	China People'S Republic (P.R)	248105	2040	579356	4736
	France			16	0
	Hong Kong: Sar Of China			9909	81
	India	17021	142	5268	43
	Italy	4414	37		
	Korea, Republic Of	668086	5536	582312	4759
	Malaysia	64	1	3965	32
	Netherlands	1117	9	1509	12
	Saudi Arabia	16341	134		
	Singapore	8089	67		
	Thailand	29034	242	1272	10

Import payments by commodities/countries Table-3.1 (Contd.)
(Four digit level HS code)

(First two digit section, second two digit chapter and last two digit indicate four digit level commodities)

(Amount in thousand)

HS Code - Commodities/Countries		2024 - 2025		2025 - 2026	
		Amount (BDT)	Amount (USD)	Amount (BDT)	Amount (USD)
	United Arab Emirates (UAE)			141	1
	United Kingdom (UK)	4597	39	553	5
062929	**Compound with other nitrogen func.**			**62801**	**512**
	India			4814	39
	Malaysia			57987	472
062930	**Organo-sulphur compounds**	**6745988**	**55885**	**8527013**	**69700**
	Brazil	308648	2530	22063	180
	Bulgaria	4074	33		
	Canada	278	2		
	China People'S Republic (P.R)	2192671	18195	3765081	30777
	Czech Republic	2118	18	4339	35
	Denmark	9660	79	14101	115
	France	32684	272	472707	3863
	Germany	4687	39	14715	121
	India	236343	1951	276366	2260
	Indonesia			2392	20
	Italy	18333	155	35658	292
	Japan	299134	2487	303069	2480
	Korea, Republic Of	9160	75	16299	133
	Malaysia	595896	4958	724789	5923
	Mexico	7809	64	5734	47
	Singapore	3014286	24944	2852660	23315
	Spain	2860	24	405	3
	Switzerland			12810	105
	Thailand	177	1	3145	26
	Turkey	413	3	235	2
	United Kingdom (UK)	256	2		
	United States of America (USA)	6501	53	446	4
062931	**Other, organo-inorganic comp.**	**520158**	**4302**	**411806**	**3366**
	China People'S Republic (P.R)	240827	1987	172599	1410
	France			11	0
	Germany	7742	65	18201	149
	India	181035	1500	171830	1405
	Indonesia			2256	18
	Italy	10847	91	134	1
	Japan	1651	14	497	4
	Korea, Republic Of	1503	13		
	Malaysia			392	3
	Pakistan	1714	14	2139	18
	Peru	120	1		
	Poland	5337	45	242	2
	Taiwan: Province Of China	2980	25	8589	70
	Thailand	1069	9		
	United Kingdom (UK)	53624	443	28895	236
	United States of America (USA)	11710	97	6021	49
062932	**Heterocyclic compound w/oxygen**	**1688171**	**14007**	**1953523**	**15973**
	Belgium	60	1	749	6
	China People'S Republic (P.R)	1091710	9064	1233917	10089

Import payments by commodities/countries Table-3.1 (Contd.)
(Four digit level HS code)

(First two digit section, second two digit chapter and last two digit indicate four digit level commodities)

(Amount in thousand)

HS Code - Commodities/Countries		2024 - 2025		2025 - 2026	
		Amount (BDT)	Amount (USD)	Amount (BDT)	Amount (USD)
	France	818	7	11	0
	Germany	6575	54	1623	13
	India	410288	3395	546394	4467
	Italy	25036	208	27994	229
	Japan	14471	120	8002	65
	Korea, Republic Of	1772	15	8485	69
	Malaysia	5676	47	80	1
	Mexico	23712	198		
	Pakistan	53	0		
	Poland	56103	468	52764	432
	Singapore	686	6	304	2
	Spain	28971	241	30661	251
	Switzerland	7064	58	8093	66
	Taiwan: Province Of China			4257	35
	Thailand	4066	34	4079	33
	United Kingdom (UK)	5298	44	8999	74
	United States of America (USA)	5812	48	17112	140
062933	**Heterocyclic comp w/nitrogen**	**20965408**	**173640**	**22317198**	**182462**
	Argentina	24084	197	251653	2050
	Austria	10749	88		
	Belgium	5411	46		
	Brazil	431	4		
	Canada			2813	23
	China People'S Republic (P.R)	5380181	44571	6058186	49516
	Croatia	2028	17	22858	186
	Czech Republic	78578	649	104698	856
	Denmark			18	0
	Finland	3888	32	4318	35
	France	277261	2295	532955	4362
	Germany	76038	629	121079	989
	Hungary	18150	148	12644	103
	India	13964442	115637	13879764	113496
	Indonesia	39057	328	57232	467
	Ireland	242	2		
	Italy	511579	4239	607202	4966
	Japan	88499	730	199464	1631
	Korea, Republic Of	27589	230	19861	162
	Malaysia	6398	52	3232	27
	Malta			1473	12
	Mexico	14577	121	6773	55
	Netherlands	5355	44	2433	20
	Oman			2128	17
	Pakistan	227666	1897	221843	1815
	Poland	64	1	950	8
	Singapore	296	2	517	4
	Slovakia	68536	568	18911	154
	Spain	54109	447	65093	532
	Switzerland	4250	35		
	Taiwan: Province Of China	11969	100	4365	36

Import payments by commodities/countries Table-3.1 (Contd.)
(Four digit level HS code)

(First two digit section, second two digit chapter and last two digit indicate four digit level commodities)

(Amount in thousand)

HS Code - Commodities/Countries		2024 - 2025		2025 - 2026	
		Amount (BDT)	Amount (USD)	Amount (BDT)	Amount (USD)
	Thailand	1578	13	138	1
	United Kingdom (UK)			3502	29
	United States of America (USA)	50441	416	111093	909
	Viet Nam	11962	100		
062934	**Nucleic acids & their salts;**	**6794010**	**56252**	**8320064**	**68012**
	Austria			61742	506
	Belgium	1421	12	19126	157
	Canada			2520	21
	Chile	240	2		
	China People'S Republic (P.R)	3038496	25161	3577725	29243
	Croatia	17883	148	5258	43
	Czech Republic	30618	253	15978	131
	Denmark			20	0
	France	2753	23	999	8
	Germany	27467	231	25710	210
	Hong Kong: Sar Of China	155	1	25378	207
	Hungary	3137	26	1477	12
	India	2523007	20899	3171325	25921
	Indonesia	35410	293	42068	344
	Ireland	7328	62	38394	314
	Italy	728218	6016	738752	6044
	Japan	22832	187	47141	385
	Korea, Republic Of	61137	510	201786	1650
	Latvia	983	8		
	Malaysia	5058	42		
	Malta	7655	64		
	Mexico	20017	165	32455	265
	Poland			1071	9
	Singapore			1464	12
	Slovenia	23711	198	54362	444
	Spain	29452	245	61075	499
	Switzerland	60771	502	56559	462
	Taiwan: Province Of China	36918	303	35901	293
	Thailand	99803	823	92285	755
	United States of America (USA)	9540	78	9494	78
062935	**Sulphonamidcs**	**1426829**	**11802**	**1434487**	**11733**
	China People'S Republic (P.R)	556266	4618	637121	5210
	Croatia			3151	26
	France	246750	2030	122511	1005
	India	508788	4205	567215	4638
	Italy	110186	909	45114	368
	Poland	683	6		
	Spain	1721	14	59375	486
	Taiwan: Province Of China	1933	16		
	United States of America (USA)	504	4		
062936	**Provitamins & vitamins etc.**	**6580278**	**54499**	**7643354**	**62485**
	Argentina			202525	1650

Import payments by commodities/countries Table-3.1 (Contd.)
(Four digit level HS code)

(First two digit section, second two digit chapter and last two digit indicate four digit level commodities)

(Amount in thousand)

HS Code - Commodities/Countries		2024 - 2025		2025 - 2026	
		Amount (BDT)	Amount (USD)	Amount (BDT)	Amount (USD)
	Belgium	2398	20	36400	299
	Cambodia			18036	147
	Cameroon			4788	39
	China People'S Republic (P.R)	3156554	26106	3716179	30391
	Denmark	266304	2214	412080	3366
	France	89099	741	172496	1410
	Germany	1107131	9182	1271865	10389
	Hong Kong: Sar Of China			155	1
	India	537955	4452	494381	4044
	Italy	28038	232	89669	733
	Japan	195	2		
	Korea, Republic Of	56820	472	37718	308
	Malaysia	18825	156	56971	466
	Mexico			303	2
	Netherlands	3947	33		
	Poland	14390	118	12892	105
	Singapore	252647	2103	166721	1363
	Spain	15029	124	24605	201
	Switzerland	979568	8117	840076	6871
	Taiwan: Province Of China	11174	92	44490	363
	United Kingdom (UK)	27006	226	32004	261
	United States of America (USA)	7812	65	9001	73
	Viet Nam	5387	45		
062937	**Hormones, prostaglandins etc.**	**9713580**	**80497**	**12257412**	**100235**
	Argentina	26318	218	23252	190
	China People'S Republic (P.R)	3237659	26762	4963216	40581
	Czech Republic	24360	201	14092	116
	Denmark	2169595	18025	2397083	19612
	Finland	19008	158		
	France	13864	116	34207	280
	Germany	168134	1389	421211	3444
	India	1431707	11903	1870133	15280
	Italy	1156243	9587	1215398	9936
	Korea, Republic Of	20124	165	17232	141
	Malaysia	497848	4120	485329	3975
	Malta	458	4		
	Mexico	28125	231	5554	45
	Netherlands	296403	2448	222969	1825
	Poland	276474	2290	355203	2906
	Spain	52179	430	48127	393
	Switzerland	21457	177	45283	371
	Taiwan: Province Of China	55532	468	2530	21
	United Arab Emirates (UAE)	106761	886	93940	770
	United Kingdom (UK)	32534	268	15228	125
	United States of America (USA)	59690	495	11632	96
	Viet Nam	19107	157	15793	129
062938	**Glycosides; and their salts;**	**1520538**	**12609**	**1498481**	**12263**
	China People'S Republic (P.R)	670816	5562	569774	4660
	France	724081	6009	840968	6885
	India	100063	826	69997	573

Import payments by commodities/countries Table-3.1 (Contd.)
(Four digit level HS code)

(First two digit section, second two digit chapter and last two digit indicate four digit level commodities)

(Amount in thousand)

HS Code - Commodities/Countries	2024 - 2025		2025 - 2026	
	Amount (BDT)	Amount (USD)	Amount (BDT)	Amount (USD)
Italy	9418	78	11102	91
Malaysia	12924	108	1580	13
Netherlands			15	0
Poland	3219	26	4770	39
Spain			227	2
United Kingdom (UK)	18	0	47	0
062939 Alkaloids, natural or reproduced by synthesis and their salts, ethers, esters and other derivatives	**196665**	**1628**	**219907**	**1797**
Australia	9840	82	3248	26
Brazil	28393	235	10252	84
China People'S Republic (P.R)	29669	245	80274	657
Finland			8350	68
France	22	0		
Germany	11775	97	13919	114
India	29928	247	53953	440
Italy	66996	554	49912	408
Spain	1419	12		
Switzerland	18623	155		
062939 Vegetable alkaloids, & their salts;	**876208**	**7250**	**791768**	**6472**
Cambodia	1145	10		
China People'S Republic (P.R)	102710	850	203910	1668
Czech Republic	3013	25	33870	277
France	520	4	11	0
India	725238	5999	451010	3687
Italy	5379	44	674	6
Japan			159	1
Korea, Republic Of	12	0		
Poland	14922	122	19289	158
Spain	3830	32	5096	42
Sri Lanka			40	0
Taiwan: Province Of China	5351	44	5199	43
United States of America (USA)	14087	119	72508	591
062940 Sugars , oter than sucrose etc.	**987672**	**8158**	**1069692**	**8743**
Australia	2000	16		
Austria	85009	701	125121	1022
Canada			9501	78
China People'S Republic (P.R)	106694	882	212332	1736
Denmark	125882	1038	148433	1214
France	4998	42	16277	133
Germany	144607	1197	126868	1038
India	103713	857	179329	1467
Italy	330788	2736	190857	1557
Japan	80704	661	58030	474
Korea, Republic Of	1720	14	246	2
Netherlands	44	0		
Singapore			2081	17
Slovakia	96	1		

Import payments by commodities/countries Table-3.1 (Contd.)
(Four digit level HS code)

(First two digit section, second two digit chapter and last two digit indicate four digit level commodities)

(Amount in thousand)

HS Code - Commodities/Countries		2024 - 2025		2025 - 2026	
		Amount (BDT)	Amount (USD)	Amount (BDT)	Amount (USD)
	Switzerland			14	0
	United Kingdom (UK)			471	4
	United States of America (USA)	1418	12	131	1
062941	**Antibiotics**	**21087148**	**174769**	**23465574**	**191858**
	Argentina			135013	1100
	Austria	360083	2986	450029	3681
	Bulgaria	83195	685	78105	639
	Chile			5383	44
	China People'S Republic (P.R)	8637985	71618	10323172	84403
	Croatia	72739	596	98964	810
	Czech Republic	7375	62	5118	42
	Denmark	21342	178	15635	128
	France	40738	335	112948	923
	Germany	8635	73	9	0
	Hong Kong: Sar Of China			2157	18
	Hungary	785978	6536	636181	5199
	India	9689568	80268	10183949	83270
	Ireland			968	8
	Italy	401378	3332	687210	5618
	Korea, Republic Of	429011	3552	240021	1962
	Malaysia	26184	216	13170	108
	Mexico	5909	49	5158	42
	Netherlands	46068	384	79448	648
	Oman	11060	92	14067	115
	Portugal	20937	173	17355	142
	Romania	159074	1313	131226	1074
	Slovenia	9012	74		
	Spain	131728	1093	74689	611
	Taiwan: Province Of China	67913	564	105224	862
	Thailand	56095	464	36497	299
	United Kingdom (UK)	55	0	422	3
	United States of America (USA)	15087	124	13456	110
062942	**Other organic compounds**	**2112720**	**17506**	**2569359**	**21006**
	Belgium	4052	33	10254	84
	Bulgaria	31036	257		
	Canada			1727	14
	China People'S Republic (P.R)	962918	7978	1218391	9960
	Czech Republic	34242	286	84386	691
	Denmark	2184	18		
	France	40416	337	44074	360
	Germany	5293	43		
	Honduras	26146	213		
	India	869031	7202	1023916	8370
	Italy	54461	452	73900	604
	Korea, Republic Of	3799	32	549	4
	Malaysia			1261	10
	Malta	3849	32		
	Mexico	11835	99	21307	175

Import payments by commodities/countries Table-3.1 (Contd.)
(Four digit level HS code)

(First two digit section, second two digit chapter and last two digit indicate four digit level commodities)

(Amount in thousand)

HS Code - Commodities/Countries		2024 - 2025		2025 - 2026	
		Amount (BDT)	Amount (USD)	Amount (BDT)	Amount (USD)
	Poland	152	1	1978	16
	Spain	33999	282	55217	451
	Sri Lanka	214	2		
	Switzerland			9589	79
	Taiwan: Province Of China	8294	68	3096	25
	Thailand	20564	168	19712	161
	United States of America (USA)	237	2		
063000	**Pharmaceutical products**	**25455536**	**210541**	**28123940**	**229941**
063001	**Glands and other organs**	**585108**	**4820**	**628224**	**5136**
	China People'S Republic (P.R)	307282	2532	336046	2748
	Czech Republic			39	0
	Denmark	242	2	396	3
	Germany	234	2	2968	24
	India	5833	48	617	5
	Korea, Republic Of			269	2
	Spain	24103	199	17046	139
	Thailand	36	0		
	United Kingdom (UK)	14505	121		
	United States of America (USA)	232873	1916	270842	2214
063002	**Humn & animal blood**	**10734358**	**88800**	**12684198**	**103705**
	Argentina	27645	229	263447	2157
	Austria	1888	16	27529	224
	Belgium	23396	192	21737	177
	Brazil	49	0		
	Canada	6837	57	37982	310
	China People'S Republic (P.R)	2185408	18085	2551056	20842
	Czech Republic	95359	786	65091	532
	Denmark	5210	44	25222	206
	Egypt	32051	265	206608	1688
	France	257150	2131	492467	4027
	Gabon	4286	35		
	Germany	313820	2594	415300	3398
	Greece	154	1		
	Hong Kong: Sar Of China	110068	918	15	0
	Hungary	600690	4950	907805	7427
	India	1106554	9149	1488646	12166
	Indonesia	12455	103	20522	168
	Ireland	40779	337	20768	170
	Italy	694025	5735	888658	7260
	Japan	39529	329	25887	212
	Jordan	45895	379	39254	321
	Korea, Republic Of	263779	2187	391220	3200
	Mexico	20367	168	10312	84
	Morocco	75870	625	68365	558
	Nepal	6721	57		
	Netherlands	1531581	12698	1076476	8817
	Russian Federation	40110	332	92026	753
	Saudi Arabia			110075	898
	Spain	175210	1445	649717	5304

Import payments by commodities/countries Table-3.1 (Contd.)
(Four digit level HS code)

(First two digit section, second two digit chapter and last two digit indicate four digit level commodities)

(Amount in thousand)

HS Code - Commodities/Countries	2024 - 2025		2025 - 2026	
	Amount (BDT)	Amount (USD)	Amount (BDT)	Amount (USD)
Sweden			2438	20
Switzerland	530201	4378	528682	4325
Taiwan: Province Of China	61328	508	147538	1207
Turkey	161101	1340	440989	3617
Ukraine	134529	1120	15231	124
United Arab Emirates (UAE)	2892	24	1029	8
United Kingdom (UK)	20885	174	10347	85
United States of America (USA)	2034320	16813	1583318	12943
Viet Nam	72214	595	58443	479
063003 Medicament consist. two or more mixed,for therapeutic use	**387916**	**3195**	**1135351**	**9276**
Australia	345	3	497	4
Belgium	291	2		
Bhutan	274	2		
Canada	214	2		
China People'S Republic (P.R)	52572	434	330413	2697
Denmark	6606	56	42	0
France	146542	1200	181045	1478
Germany	1161	10		
India	118711	984	59844	488
Ireland			5277	43
Italy	25841	210	371095	3035
Japan			74	1
Korea, Republic Of	3082	26	2774	23
Netherlands	8080	66		
Romania	5404	45	27568	225
Singapore	52	0	3783	31
Spain			22615	185
Switzerland	5004	42		
United Kingdom (UK)	3958	33	17999	147
United States of America (USA)	3541	30	97440	796
Viet Nam	6238	51	14885	122
063004 Medicament consist. mixed/unmixed,for therapeutic use	**11573059**	**95708**	**12290207**	**100485**
Australia	3022	25	2260	18
Austria	80378	662	81605	668
Belgium	305333	2519	432335	3531
Brazil	1822905	15068	1828531	14953
Bulgaria	188	2		
Canada	4653	38	7645	62
China People'S Republic (P.R)	317387	2631	493903	4036
Croatia			1549	13
Czech Republic	24860	205	4858	40
Denmark	925960	7598	644811	5276
France	1431256	11865	1922262	15709
Germany	1896592	15677	1826507	14933
Greece	62374	520	82667	678
Hong Kong: Sar Of China	6081	51	13210	108
Hungary			78995	644

Import payments by commodities/countries Table-3.1 (Contd.)
(Four digit level HS code)

(First two digit section, second two digit chapter and last two digit indicate four digit level commodities)

(Amount in thousand)

HS Code - Commodities/Countries		2024 - 2025		2025 - 2026	
		Amount (BDT)	Amount (USD)	Amount (BDT)	Amount (USD)
	India	677070	5594	655752	5359
	Ireland	12799	106	28141	230
	Italy	920345	7620	356558	2917
	Japan	2031	17	8274	68
	Korea, Republic Of	655485	5434	947908	7748
	Lithuania	605	5	135	1
	Malaysia	5525	46	26615	218
	Netherlands	483727	4020	561187	4593
	Pakistan	51896	429	49836	408
	Philippines	328	3		
	Poland	1438	12		
	Portugal	25676	212	17987	147
	Romania	8087	67	7335	60
	Singapore	184213	1530	202879	1659
	Slovakia	4051	34	6459	53
	Slovenia	65451	542	12727	105
	South Africa	71	1		
	Spain	124211	1031	135352	1105
	Sweden	152996	1260	249133	2036
	Switzerland	634915	5247	781201	6385
	Taiwan: Province Of China	6701	57	3887	32
	Thailand	9728	81	7148	58
	Turkey	10716	89	32843	269
	United Arab Emirates (UAE)	444	4		
	United Kingdom (UK)	136921	1132	267482	2187
	United States of America (USA)	512823	4245	505224	4138
	Viet Nam	3813	31	5005	41
063005	**Wadding ,gauze,bandages etc.**	**720814**	**5965**	**791372**	**6472**
	Australia	668	5	1047	9
	Belgium			311	3
	China People'S Republic (P.R)	151484	1253	157842	1291
	Czech Republic	852	7	2433	20
	Egypt	615	5		
	France	22767	189	777	6
	Germany	129	1	14946	122
	Hong Kong: Sar Of China			110	1
	India	194475	1610	181233	1483
	Ireland			446	4
	Italy	454	4		
	Japan	342335	2832	419163	3427
	Korea, Republic Of	2917	24	4512	37
	Netherlands			112	1
	Spain	3270	27	1133	9
	Turkey	67	1		
	United Kingdom (UK)	33	0	94	1
	United States of America (USA)	748	6	7213	59
063006	**Pharmaceutical goods**	**1454280**	**12053**	**594588**	**4868**
	Australia	7	0	2773	23
	Austria	13873	114	7145	59

Import payments by commodities/countries Table-3.1 (Contd.)
(Four digit level HS code)

(First two digit section, second two digit chapter and last two digit indicate four digit level commodities)

(Amount in thousand)

HS Code - Commodities/Countries	2024 - 2025		2025 - 2026	
	Amount (BDT)	Amount (USD)	Amount (BDT)	Amount (USD)
Brazil	42200	349	19396	159
China People'S Republic (P.R)	73375	613	28462	233
Denmark	8520	71		
Dominica			756	6
Dominican Republic	6347	52	3059	25
Egypt	2160	18	3857	32
Finland	2068	17		
France	42754	354	52834	434
Germany	2231	19	17602	144
Hong Kong: Sar Of China	90	1	1706	14
Hungary			871	7
India	902215	7480	150092	1230
Ireland	128536	1062	163381	1337
Italy	5498	45		
Japan	63837	523	36170	296
Korea, Republic Of	12465	103	23817	195
Liechtenstein	71	1	996	8
Malaysia	1728	15	76	1
Mexico	9943	82	3070	25
Netherlands	737	6	716	6
Norway	2519	21		
Peru	150	1	265	2
Poland	125	1	15	0
Serbia	8012	66	6559	54
Singapore			1866	15
Slovenia			305	2
Switzerland	29172	247		
Taiwan: Province Of China	1007	8	493	4
Thailand			40	0
Turkey	952	8	1844	15
United Arab Emirates (UAE)	1140	9		
United Kingdom (UK)	44	0	262	2
United States of America (USA)	91625	760	66160	541
Viet Nam	882	7		
063100 Fertilisers	**221422900**	**1832675**	**285502820**	**2336347**
063101 Animal or vegetable fertilisers	**67113**	**557**	**74960**	**613**
China People'S Republic (P.R)	67113	557	74913	613
India			47	0
063102 Mineral or chemical fertilisers, nitrogenous	**48897099**	**405631**	**41960081**	**342983**
Belgium	1372612	11438	4399	36
China People'S Republic (P.R)	172582	1428	311091	2544
Germany	4040	34	2313	19
Hong Kong: Sar Of China			5253	43
India	77341	640	107151	875
Korea, Republic Of	42638	353	42633	348
Qatar	15780399	131244		
Saudi Arabia	23397980	193763	36913680	301635

Import payments by commodities/countries Table-3.1 (Contd.)
(Four digit level HS code)

(First two digit section, second two digit chapter and last two digit indicate four digit level commodities)

(Amount in thousand)

HS Code - Commodities/Countries		2024 - 2025		2025 - 2026	
		Amount (BDT)	Amount (USD)	Amount (BDT)	Amount (USD)
	Singapore	1229	10		
	Spain	78	1		
	Taiwan: Province Of China	6862	57	4966	41
	Thailand	3195	27		
	Turkey			28127	231
	United Arab Emirates (UAE)	8038143	66638	4540467	37212
063103	**Mineral or chemical fertlzers, phosphatic**	**30600155**	**252154**	**58512959**	**478618**
	Egypt	1892903	15459	2398220	19536
	Morocco	21702075	178885	50454424	412813
	Tunisia	7005176	57810	5660315	46269
063104	**Mineralor chemical fertilzers, potassic**	**30709596**	**254419**	**33433975**	**273698**
	Belgium	211748	1747	45930	377
	Canada	9967351	82926	16747229	137192
	China People'S Republic (P.R)	4861	40	25060	205
	Egypt			5639	46
	France			509	4
	Germany	696014	5714	919246	7517
	India	123184	1023	108254	885
	Korea, Republic Of	221	2		
	Russian Federation	10950043	90253	14268587	116700
	Spain	1811	15	84	1
	Taiwan: Province Of China	51574	427	199578	1639
	Turkey			2081	17
	Turkmenistan	8689529	72160	1111778	9116
	United States of America (USA)	11651	97		
	Viet Nam	1607	13		
063105	**Mineralor chemical fertilizers cont. nitr,phos,potaas**	**111148938**	**919914**	**151520846**	**1240435**
	China People'S Republic (P.R)	30998098	257975	48265766	394945
	Czech Republic	6082	51		
	Egypt			9591165	78533
	Germany	1402	12	6703	55
	India	10373	85	5415	44
	Indonesia	2824	23	1382	11
	Ireland			170	1
	Japan	23	0		
	Jordan			16998972	139218
	Korea, Republic Of	7778	64	701	6
	Mexico	28305	232		
	Morocco	40259695	332644	51781711	423987
	Netherlands	13	0		
	Saudi Arabia	39775289	328340	24803570	203100
	Spain	265	2	3092	25
	Switzerland	349	3	41	0
	Thailand			1545	13

Import payments by commodities/countries Table-3.1 (Contd.)
(Four digit level HS code)

(First two digit section, second two digit chapter and last two digit indicate four digit level commodities)

(Amount in thousand)

HS Code - Commodities/Countries	2024 - 2025		2025 - 2026	
	Amount (BDT)	Amount (USD)	Amount (BDT)	Amount (USD)
United Kingdom (UK)	58440	482	60611	495
063200 Tanning or dyeing extracts; Tannins and their derivatives; Dyes, pigments and other colouring matter; Paints and varnishes; Putty and other mastics; Inks	**101104695**	**837090**	**95080344**	**777422**
063201 Tanning extract of vegetable origin;	**656631**	**5440**	**654847**	**5355**
Argentina	168505	1397	183671	1501
Brazil	13533	112	14233	116
China People'S Republic (P.R)			2562	21
France			2698	22
Germany	188	2		
India	43868	362	47306	387
Indonesia	14326	119	16803	137
Italy	62616	517	39550	324
Nepal	8846	73	8330	68
South Africa	344749	2859	328325	2685
Switzerland			6916	57
Turkey			3867	32
United Kingdom (UK)			584	5
063202 Synthetic organic/ inorganic tanning subs.	**1516597**	**12569**	**1855540**	**15178**
Bosnia And Herzegovina	1211	10	130	1
Brazil	2021	17	13844	113
China People'S Republic (P.R)	37983	315	74918	613
France	69909	582	139776	1144
Germany	92832	772	93451	765
Hong Kong: Sar Of China	1686	14		
India	448112	3714	555525	4544
Indonesia	750	6		
Italy	382042	3167	440859	3607
Korea, Republic Of	10208	84	12849	105
Netherlands	134572	1113	145912	1193
Singapore	69625	576	112489	919
South Africa	8382	71		
Spain	211383	1749	191311	1565
Sri Lanka			677	6
Taiwan: Province Of China	11358	93	12014	98
Thailand	7064	58	16758	137
Turkey	26457	219	44932	368
Viet Nam	1003	8	94	1
063203 Colorng mater veg/ animl orign	**55211**	**456**	**60570**	**494**
Canada			14	0
China People'S Republic (P.R)	10884	89	12008	98
Denmark	2303	19	21705	177
Germany	31106	258		
India	1690	14	2611	21
Japan			20080	164
Nepal			1302	11

Import payments by commodities/countries Table-3.1 (Contd.)
(Four digit level HS code)

(First two digit section, second two digit chapter and last two digit indicate four digit level commodities)

(Amount in thousand)

HS Code - Commodities/Countries		2024 - 2025		2025 - 2026	
		Amount (BDT)	Amount (USD)	Amount (BDT)	Amount (USD)
	Netherlands			878	7
	Pakistan	2794	23		
	Peru	3005	25		
	Switzerland			884	7
	Turkey			38	0
	United States of America (USA)	3429	28	1050	9
063204	**Synthetic organic colouring matter**	**58742883**	**486441**	**54814926**	**448195**
	Andorra			1443	12
	Australia			8117	66
	Austria	13349	109	418	3
	Belgium	1578	13	7185	59
	Brazil	13167	110	294	2
	Canada	14402	120		
	China People'S Republic (P.R)	13155204	108938	12023426	98306
	Czech Republic	464	4	1394	11
	Denmark	87394	720	18631	152
	France	605	5	918	8
	Germany	291915	2416	326191	2670
	Honduras	176220	1470	14672	120
	Hong Kong: Sar Of China	46716	387	32340	264
	Hungary	48801	401	77440	631
	India	27439653	227188	25824336	211158
	Indonesia	2215619	18356	2057066	16824
	Ireland			2321	19
	Italy	322130	2675	275756	2256
	Japan	315696	2612	523528	4281
	Korea, Republic Of	4683205	38744	4756079	38886
	Malaysia	163920	1361	122554	1003
	Mexico	86859	720	59978	492
	Morocco	6858	57	3799	31
	Netherlands	1975	16	1205	10
	Norway	1294	11		
	Pakistan	418270	3469	642895	5254
	Philippines			9	0
	Portugal	110575	915	104736	856
	Singapore	1648391	13641	1741376	14236
	Spain	1017977	8432	826713	6760
	Sri Lanka	41702	346	27032	222
	Switzerland	722200	6006	530164	4335
	Taiwan: Province Of China	2089843	17307	1905437	15575
	Thailand	2647490	21943	1960792	16032
	Turkey	693520	5749	661582	5412
	United Arab Emirates (UAE)	13625	114	23772	195
	United Kingdom (UK)	198749	1644	187832	1535
	United States of America (USA)	51888	428	56669	463
	Viet Nam	1631	14	6828	56
063205	**Colour lakes**	**2771916**	**22986**	**2982700**	**24394**
	China People'S Republic (P.R)	1183	10	8939	73
	France	2589	21	2989	24

Import payments by commodities/countries Table-3.1 (Contd.)
(Four digit level HS code)

(First two digit section, second two digit chapter and last two digit indicate four digit level commodities)

(Amount in thousand)

HS Code - Commodities/Countries		2024 - 2025		2025 - 2026	
		Amount (BDT)	Amount (USD)	Amount (BDT)	Amount (USD)
	Germany	71816	598	22652	185
	India	2647562	21951	2918542	23869
	Korea, Republic Of			272	2
	Mexico	1795	15	2790	23
	South Africa	12130	100	7303	60
	United Arab Emirates (UAE)	708	6	687	6
	United Kingdom (UK)	3132	26	557	5
	United States of America (USA)	31002	259	17969	147
063206	**Other Colouring matter;**	**8409594**	**69615**	**7729821**	**63206**
	Australia	771098	6377	712290	5825
	Austria	5858	48	2919	24
	Belgium	27486	229	40732	333
	China People'S Republic (P.R)	4073852	33722	4009314	32781
	Czech Republic	2702	23		
	Finland	258	2		
	France	3767	31	5915	48
	Germany	422401	3484	364502	2982
	Hong Kong: Sar Of China	4468	37	2434	20
	Hungary	964	8	9136	75
	India	1308825	10835	1164147	9518
	Indonesia			190	2
	Italy	2789	23	6960	57
	Japan	98428	817	35349	289
	Korea, Republic Of	185146	1542	146464	1198
	Malaysia	87593	726	59882	490
	Mexico	275437	2307	66481	543
	Netherlands	338	3	1432	12
	Portugal	5364	45		
	Saudi Arabia	39203	321	324	3
	Singapore	42378	347	41037	336
	Spain	5277	43	27620	225
	Sri Lanka	12830	105	11323	92
	Switzerland	5646	47	937	8
	Taiwan: Province Of China	20668	170	28883	236
	Thailand	248178	2055	247437	2023
	Turkey	42406	350	20529	168
	United Arab Emirates (UAE)	311064	2575	330907	2707
	United Kingdom (UK)	56917	471	25519	209
	United States of America (USA)	320612	2644	320831	2624
	Viet Nam	27640	228	46328	379
063207	**Prepared pigments, opacifiers etc.**	**9263039**	**76653**	**9606405**	**78548**
	Austria	1224	10	2657	22
	China People'S Republic (P.R)	3561458	29480	3832945	31348
	France			3845	32
	Germany	89632	743	61369	502
	Hong Kong: Sar Of China	648	5	22118	180
	India	1995120	16501	1783773	14577
	Indonesia	501061	4144	614431	5026
	Italy	70514	582	102058	835
	Japan	183856	1518	151604	1241
	Korea, Republic Of	28	0	2031	17

Import payments by commodities/countries Table-3.1 (Contd.)
(Four digit level HS code)

(First two digit section, second two digit chapter and last two digit indicate four digit level commodities)

(Amount in thousand)

HS Code - Commodities/Countries		2024 - 2025		2025 - 2026	
		Amount (BDT)	Amount (USD)	Amount (BDT)	Amount (USD)
	Malaysia	80690	666	174309	1425
	Poland			77	1
	Singapore	27578	232		
	Spain	833510	6899	988775	8085
	Sri Lanka	0	0		
	Switzerland			276	2
	Taiwan: Province Of China	721452	5980	880959	7204
	Thailand	65021	536	112321	919
	Turkey	3077	25	69135	565
	United Arab Emirates (UAE)	3822	32	8881	73
	United Kingdom (UK)	28438	231	55051	450
	United States of America (USA)	178	1	1449	12
	Viet Nam	1095731	9065	738341	6035
063208	**Paints and varnishes;**	**3826171**	**31637**	**3804331**	**31103**
	Belgium	709	6		
	Brazil	5786	47		
	China People'S Republic (P.R)	995303	8227	983416	8042
	Egypt	7972	67	7140	58
	France	5	0	3098	25
	Germany	86679	714	104246	852
	Hong Kong: Sar Of China	27407	227	36293	297
	India	1151350	9516	1189657	9727
	Indonesia	102778	853	83300	681
	Italy	78413	649	78646	644
	Japan	78231	646	131517	1075
	Jordan	3596	30	2388	19
	Kazakhstan	7249	59		
	Korea, Republic Of	138331	1146	124525	1018
	Macao: Sar Of China			5069	41
	Malaysia	169823	1410	78567	643
	Morocco	964	8		
	Netherlands	4581	38	5496	45
	Oman	439	4		
	Pakistan	105	1	393	3
	Philippines	979	8	785	6
	Poland			26	0
	Saudi Arabia	16623	138	743	6
	Singapore	67450	558	54621	447
	Spain	10727	88		
	Sri Lanka			122	1
	Swaziland	1490	13		
	Switzerland	2002	17	18406	150
	Taiwan: Province Of China	218409	1811	262615	2146
	Thailand	38109	315	20158	165
	Turkey	262937	2169	42990	351
	United Arab Emirates (UAE)	26862	225	14679	120
	United Kingdom (UK)	13274	110	25196	206
	United States of America (USA)	87843	723	130606	1066

Import payments by commodities/countries Table-3.1 (Contd.)
(Four digit level HS code)

(First two digit section, second two digit chapter and last two digit indicate four digit level commodities)

(Amount in thousand)

HS Code - Commodities/Countries		2024 - 2025		2025 - 2026	
		Amount (BDT)	Amount (USD)	Amount (BDT)	Amount (USD)
	Viet Nam	219745	1813	399634	3268
063209	**Other paints and varnishes ;**	**464509**	**3844**	**517366**	**4230**
	Antigua And Barbuda	1148	9		
	Argentina	52	0	2254	18
	Australia			1716	14
	China People'S Republic (P.R)	172167	1423	271731	2222
	Denmark			356	3
	Germany	3655	30	3675	30
	Hong Kong: Sar Of China	3249	27	3999	33
	India	123981	1025	68630	561
	Italy	12889	107	10614	87
	Japan	344	3	445	4
	Korea, Republic Of	4848	40	1068	9
	Malaysia	9382	78	12694	104
	Myanmar	1849	15		
	Netherlands	2851	23	939	8
	Pakistan	25	0	44	0
	Qatar	4644	39		
	Singapore	1745	15	3418	28
	Sri Lanka			3938	32
	Switzerland	321	3	360	3
	Taiwan: Province Of China	53382	444	51583	422
	Thailand	6722	55	4357	36
	Turkey	127	1	102	1
	United Arab Emirates (UAE)	17861	149	4031	33
	United Kingdom (UK)	5721	48	4039	33
	United States of America (USA)	433	4	1340	11
	Viet Nam	37114	306	66032	540
063210	**Other paint and varnishes use for finishing leather**	**271002**	**2235**	**292855**	**2395**
	Canada			1504	12
	China People'S Republic (P.R)	99056	819	154522	1263
	Hong Kong: Sar Of China	16718	138	8186	67
	India	58979	486	48915	400
	Italy	15441	127	19862	163
	Japan	893	7	5583	46
	Korea, Republic Of	510	4	4662	38
	Netherlands	569	5	1956	16
	Saudi Arabia	297	2		
	Spain	26373	216	10087	82
	Taiwan: Province Of China	12509	104	25940	212
	Thailand	4525	38	3180	26
	Turkey	945	8	231	2
	United Arab Emirates (UAE)	33160	271		
	United Kingdom (UK)	567	5	5887	48
	Viet Nam	461	4	2342	19
063211	**Prepared driers**	**635364**	**5266**	**517526**	**4233**
	China People'S Republic (P.R)	359767	2983	297520	2433
	India	173331	1434	148362	1213
	Malaysia	49907	417	25330	208

Import payments by commodities/countries Table-3.1 (Contd.)
(Four digit level HS code)

(First two digit section, second two digit chapter and last two digit indicate four digit level commodities)

(Amount in thousand)

HS Code - Commodities/Countries		2024 - 2025		2025 - 2026	
		Amount (BDT)	Amount (USD)	Amount (BDT)	Amount (USD)
	Singapore	127	1		
	Taiwan: Province Of China			114	1
	Thailand	28160	233	37181	304
	United Arab Emirates (UAE)	20521	170	8056	66
	United Kingdom (UK)	160	1		
	United States of America (USA)	133	1	963	8
	Viet Nam	3259	27		
063212	**Pigments dispersed in non-aqueous**	**1235374**	**10219**	**1206923**	**9867**
	Canada	438	4	1032	8
	Chile			2903	24
	China People'S Republic (P.R)	372464	3081	374798	3064
	France	97	1		
	Germany	83132	686	32526	266
	Greece			3629	30
	Hong Kong: Sar Of China	2075	17	2034	17
	India	476191	3936	437522	3577
	Ireland			87	1
	Italy	11785	97	15211	124
	Japan	4564	38	3220	26
	Korea, Republic Of	70202	582	71499	584
	Malaysia	74961	619	152620	1248
	Oman			101	1
	Pakistan			8	0
	Poland	140	1		
	Portugal	301	2	33	0
	Singapore	4447	36		
	Spain	908	8	1890	16
	Sri Lanka	866	7	488	4
	Taiwan: Province Of China	42779	355	40919	335
	Thailand	37161	308	8034	66
	Turkey	9691	81	8295	68
	United Arab Emirates (UAE)	9667	81		
	United Kingdom (UK)	21704	180	32015	261
	United States of America (USA)	9634	80	15160	124
	Viet Nam	2165	18	2899	24
063213	**Artist student or signbord painters'**	**126925**	**1053**	**106345**	**869**
	China People'S Republic (P.R)	23545	195	26045	213
	Germany			929	8
	India	92176	765	65445	535
	Italy			44	0
	Korea, Republic Of			12	0
	Malaysia	101	1	3267	27
	Mexico	6	0		
	Norway	3721	31	3164	26
	Taiwan: Province Of China			251	2
	United Arab Emirates (UAE)	7376	61	7189	59
063214	**Glaziers putty,grafting putty etc.**	**1098332**	**9101**	**1096024**	**8964**

Import payments by commodities/countries Table-3.1 (Contd.)
(Four digit level HS code)

(First two digit section, second two digit chapter and last two digit indicate four digit level commodities)

(Amount in thousand)

HS Code - Commodities/Countries		2024 - 2025		2025 - 2026	
		Amount (BDT)	Amount (USD)	Amount (BDT)	Amount (USD)
	Albania			121	1
	Austria	1365	11		
	Chile			445	4
	China People'S Republic (P.R)	494409	4099	522215	4272
	Egypt	4150	34	3942	32
	France			287	2
	Germany	56558	470	52058	425
	Greece			1650	14
	Hong Kong: Sar Of China	418	3	990	8
	India	159294	1323	146110	1196
	Indonesia	14007	116	12892	105
	Ireland	7216	60		
	Italy	50199	413	190370	1557
	Japan	144	1	3617	29
	Jordan	976	8	896	7
	Kazakhstan	78	1		
	Korea, Republic Of	16268	135	6055	49
	Malaysia	176933	1464	77405	633
	Netherlands	45	0		
	Pakistan	670	6	58	0
	Saudi Arabia	1781	15	2445	20
	Singapore	437	4	581	5
	Spain	1661	14	550	4
	Sri Lanka	214	2		
	Switzerland			5853	48
	Taiwan: Province Of China	4219	35	352	3
	Thailand	13188	109	21814	178
	Turkey	8795	73	5678	46
	United Arab Emirates (UAE)	66145	548	31162	255
	United Kingdom (UK)	3157	26	3197	26
	United States of America (USA)	2586	21	2893	24
	Viet Nam	13417	111	2387	20
063215	**Printing ink, writing draw/other ink**	**12031146**	**99575**	**9834165**	**80392**
	Austria	1104	9	1451	12
	Belgium	139449	1155	79776	652
	Canada	15719	131		
	China People'S Republic (P.R)	2944920	24382	2817360	23030
	Czech Republic	208	2		
	France	38675	318	50775	416
	Germany	288809	2386	261573	2138
	Greece	8245	69	9627	79
	Hong Kong: Sar Of China	327863	2735	189261	1546
	Hungary			7575	62
	India	2459927	20367	1721380	14074
	Indonesia	104795	869	43538	356
	Italy	88958	740	114292	935
	Japan	46232	385	51112	418
	Korea, Republic Of	965564	7990	887079	7252

Import payments by commodities/countries Table-3.1 (Contd.)
(Four digit level HS code)

(First two digit section, second two digit chapter and last two digit indicate four digit level commodities)

(Amount in thousand)

HS Code - Commodities/Countries	2024 - 2025		2025 - 2026	
	Amount (BDT)	Amount (USD)	Amount (BDT)	Amount (USD)
Malaysia	182893	1514	89049	727
Netherlands	22576	186	14513	118
Pakistan	22054	181	32659	267
Philippines	1422	12	1448	12
Portugal	1745	14	18497	151
Saudi Arabia			3073	25
Singapore	439772	3646	347642	2844
Spain	956361	7917	915079	7485
Sri Lanka	609	5	911	7
Switzerland	1325947	10918	809837	6612
Taiwan: Province Of China	234018	1941	238043	1946
Thailand	225850	1868	237879	1944
Tunisia	1789	15	8522	69
Turkey	712735	5907	417008	3410
United Arab Emirates (UAE)	1750	15	1862	15
United Kingdom (UK)	346214	2864	387102	3165
United States of America (USA)	108329	899	34261	281
Viet Nam	16613	138	41983	343
063300 Essential oils & resinoids; Perfum, cosmetic or toilet preperations	**15721631**	**130068**	**16525449**	**135122**
063301 Essential oils	**187898**	**1554**	**212330**	**1736**
Australia	4335	36	3264	27
Belgium	81	1	19	0
Brazil	4954	41	1858	15
Bulgaria	586	5	317	3
China People'S Republic (P.R)	14183	118	16211	132
Egypt	182	1	42	0
France	121	1		
Germany	4782	40	5247	43
India	103637	858	154133	1260
Indonesia	5423	45	3601	29
Korea, Republic Of			131	1
Pakistan	834	7	992	8
Philippines			51	0
Poland			36	0
Singapore	24944	205	15234	124
Spain	5402	45	2493	20
Sri Lanka	5371	44	11	0
Thailand	1081	9	353	3
United Arab Emirates (UAE)	178	1	270	2
United Kingdom (UK)			87	1
United States of America (USA)	11804	98	7981	66
063302 Mix of odoriferous substancees	**11056701**	**91479**	**12204552**	**99791**
Australia	319496	2656	259880	2125
Austria			205	2
Belgium	983574	8165	1613487	13198
China People'S Republic (P.R)	520234	4316	567820	4642
Denmark	4257	35	605	5
France	94209	784	70945	581
Germany	159614	1319	133754	1093

Import payments by commodities/countries Table-3.1 (Contd.)
(Four digit level HS code)

(First two digit section, second two digit chapter and last two digit indicate four digit level commodities)

(Amount in thousand)

HS Code - Commodities/Countries		2024 - 2025		2025 - 2026	
		Amount (BDT)	Amount (USD)	Amount (BDT)	Amount (USD)
	Hong Kong: Sar Of China	2044	17		
	Hungary	1432	12	3027	25
	India	4116801	34047	4329596	35397
	Indonesia	260177	2145	339082	2772
	Ireland	7230	59	2773	23
	Italy	9114	75	6844	56
	Japan	86879	719	78218	642
	Korea, Republic Of			209	2
	Malaysia	505285	4183	253092	2068
	Nepal			1900	16
	Netherlands	11494	94	11853	97
	Pakistan	536	5	528	4
	Philippines	2414	20	9163	75
	Singapore	2446018	20223	2100875	17174
	Spain	36159	299	29806	244
	Sri Lanka	49920	416	82504	675
	Switzerland	644469	5326	452418	3701
	Taiwan: Province Of China	236	2		
	Thailand	22606	187	15126	124
	Turkey	8689	72	21535	176
	United Arab Emirates (UAE)	11573	96	13918	114
	United Kingdom (UK)	30019	248	15821	129
	United States of America (USA)	720474	5946	1789567	14635
	Viet Nam	1748	14		
063303	**Perfumes and toilet waters**	**117358**	**972**	**135257**	**1106**
	China People'S Republic (P.R)	14851	123	19914	163
	Denmark	2	0		
	France	7661	64	7969	65
	Germany	39	0	36	0
	India	23958	198	56967	466
	Indonesia	681	6	516	4
	Italy	1863	16	807	7
	Japan	6	0		
	Malaysia	634	5		
	Oman	0	0		
	Pakistan	298	2	2077	17
	Philippines	229	2	53	0
	Poland	3242	27	24	0
	Singapore	3789	31	6278	51
	Spain	6480	54	3108	25
	Thailand	21	0	63	1
	Turkey	902	7	814	7
	United Arab Emirates (UAE)	41921	348	32522	266
	United Kingdom (UK)	7218	60	1105	9
	United States of America (USA)	3562	29	3003	24
063304	**Beauty/make-up/skin preparatin**	**2405433**	**19898**	**1766691**	**14446**
	Australia	756	6	300	2
	Belgium			744	6
	Bulgaria			27	0

Import payments by commodities/countries Table-3.1 (Contd.)
(Four digit level HS code)

(First two digit section, second two digit chapter and last two digit indicate four digit level commodities)

(Amount in thousand)

HS Code - Commodities/Countries		2024 - 2025		2025 - 2026	
		Amount (BDT)	Amount (USD)	Amount (BDT)	Amount (USD)
	China People'S Republic (P.R)	630996	5218	552303	4515
	Czech Republic	168	1	149	1
	Egypt	146	1		
	France	30662	254	23952	196
	Germany	53561	442	10762	88
	Greece			728	6
	Hong Kong: Sar Of China	586	5	18148	148
	India	1250618	10352	787993	6443
	Indonesia	3010	25	17311	141
	Italy	6143	50	8828	72
	Japan	1374	11	3092	25
	Korea, Republic Of	60249	497	12939	106
	Malaysia	9519	79	12981	106
	Netherlands			155	1
	Pakistan	161	1	1079	9
	Philippines	476	4	1082	9
	Poland	13759	114	8862	72
	Portugal			1659	14
	Saudi Arabia	180	2		
	Singapore	8747	72	1132	9
	South Africa	8662	71		
	Spain	11432	95	4800	39
	Sweden	1811	15	802	7
	Switzerland	297	2	675	6
	Taiwan: Province Of China	122	1	913	7
	Thailand	254760	2104	250326	2049
	Tunisia	42	0		
	Turkey	13141	109	20557	168
	United Arab Emirates (UAE)	27109	225	10075	82
	United Kingdom (UK)	4078	33	786	6
	United States of America (USA)	4942	41	13529	111
	Viet Nam	7926	66		
063305	**Preparations for use on the hair**	**634907**	**5245**	**835009**	**6826**
	Australia	96	1	242	2
	Bhutan	18	0		
	China People'S Republic (P.R)	105872	875	188535	1542
	France	6118	51	1624	13
	Germany			377	3
	Greece			1200	10
	Hong Kong: Sar Of China	29	0	3970	32
	India	245390	2028	253983	2076
	Indonesia	30233	250	48609	398
	Italy	104	1	1200	10
	Japan	26793	222	58296	476
	Korea, Republic Of	57279	472	55379	452
	Malaysia	3245	27	11157	91
	Philippines	1604	13	65	1
	Poland	338	3	4706	38
	Romania			3222	26

Import payments by commodities/countries Table-3.1 (Contd.)
(Four digit level HS code)

(First two digit section, second two digit chapter and last two digit indicate four digit level commodities)

(Amount in thousand)

HS Code - Commodities/Countries		2024 - 2025		2025 - 2026	
		Amount (BDT)	Amount (USD)	Amount (BDT)	Amount (USD)
	Saudi Arabia	3620	30		
	Singapore	8567	70	10642	87
	Spain	649	5	181	1
	Sri Lanka			179	1
	Switzerland	45	0		
	Thailand	108461	895	150930	1234
	Turkey	3133	26	4893	40
	United Arab Emirates (UAE)	24421	200	28029	230
	United Kingdom (UK)	6034	50	1922	16
	United States of America (USA)	2857	24	2006	16
	Viet Nam			3662	30
063306	**Preparations for oral/dental hygiene**	**501264**	**4153**	**520061**	**4252**
	Australia			2	0
	China People'S Republic (P.R)	28608	240	24167	198
	France			26	0
	Germany			7	0
	Hong Kong: Sar Of China			987	8
	India	407845	3378	439192	3591
	Indonesia	3091	26	5191	42
	Ireland	34	0		
	Italy	1	0	28	0
	Japan	133	1		
	Malaysia	11026	91	15210	124
	Netherlands			25	0
	Norway			126	1
	Pakistan			2869	23
	Philippines	96	1		
	Singapore	2597	21	169	1
	Spain			182	1
	Thailand	14401	119	26417	216
	Turkey	141	1	202	2
	United Arab Emirates (UAE)	9293	76	2576	21
	United Kingdom (UK)	1066	9	1597	13
	United States of America (USA)	2626	22	350	3
	Viet Nam	20308	167	737	6
063307	**Pre-shave,shaving/after-shave**	**818070**	**6768**	**851549**	**6965**
	Argentina	10671	88	10791	88
	Australia	6163	51		
	China People'S Republic (P.R)	41742	345	61618	504
	Czech Republic			24	0
	Egypt	358	3		
	France	3824	31	1308	11
	Germany	1100	9	1526	13
	Hong Kong: Sar Of China			566	5
	India	365644	3023	458120	3746
	Indonesia	79874	659	63217	517

Import payments by commodities/countries Table-3.1 (Contd.)
(Four digit level HS code)

(First two digit section, second two digit chapter and last two digit indicate four digit level commodities)

(Amount in thousand)

HS Code - Commodities/Countries		2024 - 2025		2025 - 2026	
		Amount (BDT)	Amount (USD)	Amount (BDT)	Amount (USD)
	Italy	3659	30	7067	58
	Japan	21	0	409	3
	Korea, Republic Of	8280	68	5498	45
	Malaysia	6360	53	5747	47
	Monaco			28	0
	Netherlands			84	1
	Oman	2275	19	328	3
	Pakistan	197	2	121	1
	Philippines	5197	43	5006	41
	Poland	2059	17	5883	48
	Portugal	1103	9	1392	11
	Saudi Arabia	326	3	15	0
	Singapore	25780	212	25932	212
	South Africa	2512	21	300	2
	Spain	233	2	191	2
	Taiwan: Province Of China	1246	10	2235	18
	Thailand	73848	614	31281	256
	Turkey	5739	47	3521	29
	United Arab Emirates (UAE)	148428	1229	112592	922
	United Kingdom (UK)	9900	82	39488	323
	United States of America (USA)	967	8	2531	21
	Viet Nam	10562	88	4727	39
063400	**Soap, organic surf-active agents, lubricating etc.**	**29534431**	**244598**	**29809168**	**243712**
063401	**Soap;organic surfac-active prodts & preparations**	**983684**	**8151**	**778619**	**6365**
	Australia	15	0		
	Austria			12	0
	Bhutan	16	0		
	China People'S Republic (P.R)	118190	977	80084	655
	Czech Republic	25	0		
	Egypt	140	1		
	France	10613	88	64743	530
	Germany	89931	754	116617	951
	Greece	968	8		
	Hong Kong: Sar Of China	1536	13	6448	53
	India	270599	2241	138340	1132
	Indonesia	82284	683	50976	416
	Italy	3380	28	3202	26
	Japan	2828	24	3425	28
	Kazakhstan	258	2		
	Korea, Republic Of	14692	122	4824	40
	Malaysia	15249	126	18791	154
	Mexico	166	1		
	Pakistan	57	0	285	2
	Philippines	2118	18	641	5
	Poland	7775	64	12709	104
	Portugal	1850	15		
	Saudi Arabia	330	3	83	1

Import payments by commodities/countries Table-3.1 (Contd.)
(Four digit level HS code)

(First two digit section, second two digit chapter and last two digit indicate four digit level commodities)

(Amount in thousand)

HS Code - Commodities/Countries		2024 - 2025		2025 - 2026	
		Amount (BDT)	Amount (USD)	Amount (BDT)	Amount (USD)
	Singapore	11754	97	6397	52
	Spain	3557	29	1992	16
	Sri Lanka	3193	26	3682	30
	Taiwan: Province Of China	160	1	2237	18
	Thailand	287376	2378	227797	1862
	Turkey	1204	10	4059	33
	United Arab Emirates (UAE)	11486	95	11131	91
	United Kingdom (UK)	19697	162	6109	50
	United States of America (USA)	22235	184	10377	85
	Viet Nam			3659	30
063402	**Organic surfac-active agents**	**21892312**	**181308**	**21889837**	**178958**
	Australia	24719	204	38409	314
	Austria	12186	99	8203	67
	Belgium	451560	3751	270098	2208
	Brazil			1060	9
	Canada	9074	74	4226	35
	China People'S Republic (P.R)	4892931	40505	6518948	53290
	Colombia	207	2		
	Czech Republic	3784	32	3197	26
	Denmark	3408	28	379	3
	Egypt	24299	200	17464	142
	Estonia	659	5	934	8
	Finland	163	1	157	1
	France	33990	279	33872	277
	Germany	1747468	14465	1353078	11069
	Greece			2047	17
	Guatemala	15880	134	13678	112
	Honduras	385666	3195	4537	37
	Hong Kong: Sar Of China	48501	404	78129	639
	India	5794826	48012	5448782	44537
	Indonesia	1129351	9343	1228009	10042
	Ireland	14798	122	7589	62
	Italy	539613	4463	565863	4626
	Japan	124902	1037	108093	884
	Korea, Republic Of	158274	1312	200022	1635
	Liechtenstein	2	0		
	Lithuania	668	6		
	Malaysia	630924	5223	667706	5460
	Maldives	4080	34		
	Mauritius			262	2
	Mexico	1052	9	2094	17
	Netherlands	94020	779	68934	564
	Pakistan	4558	38	40573	332
	Philippines	2838	24	8320	68
	Poland	2973	24	535	4
	Portugal	51081	423	49065	401
	Puerto Rico			6	0
	San Marino			1578	13
	Saudi Arabia	3356	28		

Import payments by commodities/countries Table-3.1 (Contd.)
(Four digit level HS code)

(First two digit section, second two digit chapter and last two digit indicate four digit level commodities)

(Amount in thousand)

HS Code - Commodities/Countries		2024 - 2025		2025 - 2026	
		Amount (BDT)	Amount (USD)	Amount (BDT)	Amount (USD)
	Serbia			32	0
	Singapore	286857	2382	194974	1594
	Slovakia	488	4	33273	272
	Slovenia	2503	21		
	South Africa	7328	61	8940	73
	Spain	510199	4229	359411	2936
	Sri Lanka	399056	3304	301121	2462
	Sweden	1417	12	9675	79
	Switzerland	15097	126	19714	161
	Taiwan: Province Of China	1025018	8498	863142	7058
	Thailand	1498429	12409	1401148	11456
	Turkey	1464388	12120	1432983	11715
	United Arab Emirates (UAE)	133560	1105	112073	918
	United Kingdom (UK)	97535	808	129805	1062
	United States of America (USA)	151414	1252	197730	1617
	Viet Nam	87213	724	79970	654
063403	**Lubricat preparations etc.**	**4180220**	**34592**	**4893947**	**40018**
	Australia	14304	119	10243	84
	Austria	2701	22	14940	122
	Belgium	23813	196	76810	628
	Brazil	796	7		
	Canada	3743	31	2015	17
	China People'S Republic (P.R)	728435	6016	896999	7335
	Czech Republic	214	2	442	4
	Denmark	2023	16	273	2
	Egypt	1418	12	713	6
	Finland	18	0		
	France	115734	965	168617	1379
	Germany	542680	4502	428200	3504
	Honduras	763	6		
	Hong Kong: Sar Of China	22755	188	60993	500
	Hungary			29	0
	India	852782	7049	787317	6437
	Indonesia	71876	591	105191	860
	Ireland			205	2
	Italy	292294	2426	331260	2707
	Japan	145589	1205	247317	2023
	Korea, Republic Of	176961	1461	120889	989
	Luxembourg			0	0
	Malaysia	36669	303	34327	281
	Mexico			985	8
	Netherlands	193043	1596	255241	2086
	Norway	29646	245	13370	109
	Pakistan	1678	14		
	Philippines	1948	16	11794	96
	Poland	4239	35		
	Portugal	202	2	561	5
	Saudi Arabia	4392	36	2387	20
	Serbia			274	2

Import payments by commodities/countries Table-3.1 (Contd.)
(Four digit level HS code)

(First two digit section, second two digit chapter and last two digit indicate four digit level commodities)

(Amount in thousand)

HS Code - Commodities/Countries		2024 - 2025		2025 - 2026	
		Amount (BDT)	Amount (USD)	Amount (BDT)	Amount (USD)
	Singapore	213410	1766	567619	4640
	Slovenia			89	1
	Spain	70629	586	87869	719
	Sri Lanka	34041	282	37906	310
	Sweden	37	0	3555	29
	Switzerland	3059	25	133	1
	Taiwan: Province Of China	168964	1410	57009	467
	Thailand	119537	988	219911	1798
	Tunisia			512	4
	Turkey	43236	360	60668	496
	United Arab Emirates (UAE)	106107	872	94341	772
	United Kingdom (UK)	12512	104	6027	49
	United States of America (USA)	111954	923	107958	883
	Viet Nam	26020	215	78957	644
063404	**Artificial wax & prepared wax**	**1376741**	**11416**	**1193007**	**9756**
	Belgium	3007	25	1198	10
	Brazil			2	0
	China People'S Republic (P.R)	617310	5104	610186	4990
	France	1373	11	3893	32
	Germany	219228	1841	45933	376
	Honduras	31467	259	25675	210
	Hong Kong: Sar Of China	488	4	3354	27
	India	176590	1462	204859	1675
	Indonesia	47193	391	32143	263
	Italy	13248	110	22781	186
	Japan	16313	135	30299	248
	Korea, Republic Of	25029	207	49826	407
	Malaysia	21053	175	7076	58
	Mexico	333	3		
	Netherlands	16923	141	1887	15
	Qatar	1990	16		
	Saudi Arabia	9975	82	3335	27
	Singapore	5807	48	5555	45
	Spain	5450	45	12665	104
	Switzerland	1784	15	20	0
	Taiwan: Province Of China	45497	377	25479	209
	Thailand	101365	841	95119	778
	Turkey	230	2		
	United Kingdom (UK)	685	6	649	5
	United States of America (USA)	13653	112	11072	90
	Viet Nam	754	6		
063405	**Polish and cream for footwear, furniture etc.**	**856147**	**7090**	**890314**	**7280**
	Belgium			255	2
	China People'S Republic (P.R)	342416	2834	356249	2912
	Czech Republic	368	3		
	Denmark			465	4
	Egypt			32	0
	Finland	3296	27		

Import payments by commodities/countries Table-3.1 (Contd.)
(Four digit level HS code)

(First two digit section, second two digit chapter and last two digit indicate four digit level commodities)

(Amount in thousand)

HS Code - Commodities/Countries		2024 - 2025		2025 - 2026	
		Amount (BDT)	Amount (USD)	Amount (BDT)	Amount (USD)
	Germany	1389	11	7120	58
	Hong Kong: Sar Of China	5965	49	5881	48
	India	415992	3446	426508	3488
	Indonesia	119	1	1107	9
	Italy	28359	235	25259	207
	Japan	11589	96	10968	90
	Jordan	139	1	407	3
	Korea, Republic Of	4619	38	9484	78
	Malaysia	2807	23	11259	92
	Singapore	265	2		
	Spain	817	7	2767	23
	Switzerland	21	0		
	Taiwan: Province Of China	13552	114	1883	15
	Thailand	5280	44	5683	46
	Turkey	1936	16	663	5
	United Arab Emirates (UAE)	1556	13		
	United Kingdom (UK)	1	0	25	0
	United States of America (USA)	2059	17	1466	12
	Viet Nam	13601	113	22833	187
063406	**Candles,tapers and the like**	**8310**	**69**	**13778**	**113**
	China People'S Republic (P.R)	7690	64	13752	112
	Czech Republic	476	4		
	India			15	0
	Italy	12	0	8	0
	Mexico	2	0		
	Pakistan			3	0
	Thailand			0	0
	United Kingdom (UK)	13	0		
	United States of America (USA)	117	1		
063407	**Modelling pastes of plaster**	**237017**	**1971**	**149666**	**1223**
	Belgium	275	2		
	China People'S Republic (P.R)	226007	1881	130243	1064
	Germany	24	0	19	0
	India	2631	22	5627	46
	Indonesia			1036	8
	Italy	237	2	5916	48
	Japan			0	0
	Korea, Republic Of	5626	46	6188	51
	Switzerland	2217	18		
	Taiwan: Province Of China			635	5
063500	**Albuminoidal substances; modified starches, glues, enzymes**	**18621829**	**154074**	**19196591**	**156958**
063501	**Casein ,caseinates, casein derivatives**	**16837**	**139**	**30562**	**250**
	China People'S Republic (P.R)	2952	25	11111	91
	Germany	1000	8	2965	24
	India	524	4		
	Ireland			6	0

Import payments by commodities/countries Table-3.1 (Contd.)
(Four digit level HS code)

(First two digit section, second two digit chapter and last two digit indicate four digit level commodities)

(Amount in thousand)

HS Code - Commodities/Countries		2024 - 2025		2025 - 2026	
		Amount (BDT)	Amount (USD)	Amount (BDT)	Amount (USD)
	Italy	932	8	946	8
	Netherlands	6027	49	5659	46
	New Zealand	4571	38	1178	10
	Switzerland	2	0		
	Thailand	77	1		
	Turkey			7550	62
	United States of America (USA)	751	6	1148	9
063502	**Albumin, albuminate, albumin derivatives**	**68252**	**562**	**147733**	**1209**
	China People'S Republic (P.R)	20669	172	37513	306
	India	17011	139	4325	35
	Spain	7578	62		
	United States of America (USA)	22993	188	105895	867
063503	**Gelatin & derivatives , isinglass, glues**	**321647**	**2665**	**370917**	**3033**
	Brazil	432	4	18403	150
	China People'S Republic (P.R)	219220	1816	260610	2131
	Germany	30553	251	41002	335
	India	13247	109	2950	24
	Italy	12949	107	31555	258
	Japan			1506	12
	Korea, Republic Of	18189	152	3419	28
	Pakistan			4510	37
	Spain			940	8
	Thailand	24066	203	0	0
	Turkey	2992	25	3666	30
	United States of America (USA)			2356	19
063504	**Peptones & derivatives, etc.**	**132383**	**1101**	**103371**	**845**
	Australia	15916	130		
	China People'S Republic (P.R)	5217	43	3559	29
	Germany	342	3	116	1
	India	2836	24	16277	133
	Italy	2195	18	5280	43
	Japan	21883	181	24751	202
	Korea, Republic Of			68	1
	New Zealand	281	2	656	5
	Spain	8792	73	17305	141
	United Kingdom (UK)	144	1	1689	14
	United States of America (USA)	74777	625	33671	276
063505	**Dextrins & other modified starches**	**4038398**	**33447**	**3766259**	**30791**
	Brazil	982	8	3123	26
	China People'S Republic (P.R)	449939	3722	552398	4517
	Czech Republic	48	0	49	0
	Denmark	14046	116	7517	62
	France	16070	133	28713	235
	Germany	142943	1183	121975	998
	Hong Kong: Sar Of China			1194	10
	India	617228	5116	455360	3722
	Indonesia	390152	3232	277901	2272
	Italy	1	0	905	7

Import payments by commodities/countries Table-3.1 (Contd.)
(Four digit level HS code)

(First two digit section, second two digit chapter and last two digit indicate four digit level commodities)

(Amount in thousand)

HS Code - Commodities/Countries		2024 - 2025		2025 - 2026	
		Amount (BDT)	Amount (USD)	Amount (BDT)	Amount (USD)
	Japan	3370	28	13866	113
	Korea, Republic Of	2826	23	3909	32
	Malaysia	6	0	22462	183
	Netherlands	125791	1040	129120	1055
	Pakistan	10160	83	17571	144
	Singapore	1617	13	7686	63
	Spain	2923	25	3554	29
	Sri Lanka	54525	451	74660	610
	Switzerland	29387	242	16923	139
	Taiwan: Province Of China	57520	475	81049	662
	Thailand	1756208	14559	1596714	13056
	Turkey	107023	877	142250	1162
	United Arab Emirates (UAE)	9087	75	8597	70
	United Kingdom (UK)	2	0	862	7
	United States of America (USA)	178447	1480	138314	1131
	Viet Nam	68098	563	59585	487
063506	**Prepared glues & other prep. adhesives**	**7061275**	**58440**	**7617267**	**62284**
	Argentina			119	1
	Australia	235	2		
	Austria			19336	158
	Belgium	719	6		
	Bulgaria			457	4
	Canada	6670	55		
	China People'S Republic (P.R)	3070725	25393	3717787	30392
	Croatia	5996	49		
	Czech Republic			6699	55
	Finland	81	1	37	0
	France	5691	48	1337	11
	Germany	85493	707	65718	538
	Greece			19222	157
	Hong Kong: Sar Of China	55153	455	57482	470
	India	1201029	9946	1214000	9929
	Indonesia	92213	762	290764	2376
	Ireland	1038	9	1374	11
	Italy	99113	822	59056	484
	Japan	20243	168	22294	182
	Korea, Republic Of	63723	528	63178	516
	Macao: Sar Of China	12066	100	9401	77
	Malaysia	471648	3915	248875	2036
	Netherlands	2343	19	1886	15
	Norway	53936	442	47251	386
	Pakistan	2784	23	4273	35
	Philippines	44	0	16	0
	Poland	2391	20	3905	32
	Portugal	2674	22		
	Saudi Arabia	13868	115		
	Singapore	4582	38	18643	152
	South Africa			960	8

Import payments by commodities/countries Table-3.1 (Contd.)
(Four digit level HS code)

(First two digit section, second two digit chapter and last two digit indicate four digit level commodities)

(Amount in thousand)

HS Code - Commodities/Countries		2024 - 2025		2025 - 2026	
		Amount (BDT)	Amount (USD)	Amount (BDT)	Amount (USD)
	Spain	19344	161	39166	320
	Sri Lanka	236	2	908	7
	Switzerland	2876	24	405	3
	Taiwan: Province Of China	408833	3392	400303	3273
	Thailand	137784	1142	111844	915
	Turkey	26384	217	24642	202
	United Arab Emirates (UAE)	14096	116	10120	83
	United Kingdom (UK)	7604	63	14583	119
	United States of America (USA)	35827	296	40073	328
	Viet Nam	1133834	9384	1101153	9008
063507	**Enzymes; prepared enzymes n.e.s**	**6983038**	**57720**	**7160482**	**58546**
	Argentina	10010	85		
	Australia	28353	232	55709	456
	Belgium	56398	468	146213	1195
	Bulgaria	112152	928	104035	851
	Canada	40894	343	40423	330
	China People'S Republic (P.R)	2090251	17295	2486830	20334
	Cyprus			6113	50
	Denmark	461076	3807	397493	3250
	Finland	123654	1027	159889	1307
	France	51048	422	50423	413
	Germany	127906	1059	245029	2003
	Honduras	2031	17		
	Hong Kong: Sar Of China	24994	205		
	India	1085149	8939	1009844	8255
	Indonesia	19957	164	9844	80
	Ireland	17463	144	27713	226
	Italy	234558	1940	247643	2025
	Japan	70196	571	92	1
	Korea, Republic Of	109114	904	89291	729
	Lithuania	41	0	146	1
	Malaysia	145503	1202	106455	870
	Netherlands	26990	223	34884	285
	Pakistan	393	3	4330	35
	Poland	29109	239		
	Portugal	372	3	4992	41
	Singapore	304937	2523	354734	2899
	Slovenia	13401	110		
	Spain	152535	1262	140519	1149
	Sri Lanka	313197	2591	290429	2375
	Taiwan: Province Of China	122368	1010	51360	420
	Thailand	200755	1661	135153	1105
	Turkey	394941	3277	414995	3395
	United Arab Emirates (UAE)	175696	1451	190864	1561
	United Kingdom (UK)	619	5		
	United States of America (USA)	421833	3486	326697	2671
	Viet Nam	15144	125	28337	232
063600	**Explosives; Pyrotechnic products; Matches; Pyrophoric alloys; certain combustible preperations**	**5888061**	**48291**	**9637220**	**78792**

Import payments by commodities/countries Table-3.1 (Contd.)
(Four digit level HS code)

(First two digit section, second two digit chapter and last two digit indicate four digit level commodities)

(Amount in thousand)

HS Code - Commodities/Countries	2024 - 2025		2025 - 2026	
	Amount (BDT)	Amount (USD)	Amount (BDT)	Amount (USD)
063602 Prepared explosive other than propellent powdr	**212341**	**1754**	**162003**	**1328**
China People'S Republic (P.R)	251	2		
India	133310	1103	77972	639
Pakistan	78779	650	84031	690
063603 Safety & detonating fuses,caps,igniters,electric detonators	**116700**	**970**	**87584**	**718**
India	88153	737	25937	212
Pakistan	28546	233	61647	506
063604 Fireworks, signalling flares rain rockets	**57881**	**473**	**22141**	**181**
China People'S Republic (P.R)			53	0
Germany	57715	472	22088	181
Korea, Republic Of	166	1		
063605 Matches; other than pyrotechnic articles	**55**	**0**		
China People'S Republic (P.R)	55	0		
063606 Fero-cerium, pyrophoric alloys;	**5501084**	**45093**	**9365492**	**76565**
China People'S Republic (P.R)	2843	24	5816	47
France			577	5
India	5919	50	5464	45
Japan			4	0
Korea, Republic Of	97	1		
Malaysia	4723	39	7710	63
Mozambique			4686170	38309
Singapore	2692	22	70	1
Thailand			1800	15
Trinidad And Tobago			4657771	38079
Turkey	4713	39	110	1
United States of America (USA)	5480097	44919		
063700 Photographic or cinematographic goods	**5865795**	**48652**	**6113398**	**49999**
063701 Photographic plates & film flat etc.	**5343500**	**44332**	**5579467**	**45631**
Belgium	472337	3910	857372	7019
China People'S Republic (P.R)	2090333	17302	2216663	18130
Czech Republic	1171	10	1772	15
Germany	47281	395	5099	42
Hong Kong: Sar Of China	3269	27	1282	10
India	14472	119	16609	136
Italy	278	2	1453	12
Japan	2277344	18929	2028344	16577
Korea, Republic Of	1457	12		
Singapore	205692	1722	69326	568
Sri Lanka	673	6		
Switzerland			75634	620
Taiwan: Province Of China	4041	33	3676	30
Thailand	2846	23	14194	116
United Kingdom (UK)	248	2	65893	538
United States of America (USA)	222058	1841	222007	1816

Import payments by commodities/countries Table-3.1 (Contd.)
(Four digit level HS code)

(First two digit section, second two digit chapter and last two digit indicate four digit level commodities)

(Amount in thousand)

HS Code - Commodities/Countries	2024 - 2025		2025 - 2026	
	Amount (BDT)	Amount (USD)	Amount (BDT)	Amount (USD)
Viet Nam			144	1
063702 Photographic film in rolls	**48717**	**404**	**58628**	**480**
Belgium	14353	119	19265	157
China People'S Republic (P.R)	18977	157	21765	178
Czech Republic	3363	29	115	1
India	5560	46	873	7
Japan	759	6	11156	91
Taiwan: Province Of China	3343	28	2937	24
United States of America (USA)	2362	19	2518	21
063703 Photographic paper, paper board etc.	**18662**	**154**	**22941**	**188**
China People'S Republic (P.R)	8423	70	12475	102
Germany	486	4		
India	69	1	50	0
Indonesia			468	4
Japan			49	0
Malaysia	2236	18	2141	17
Netherlands	6378	52	6645	54
Taiwan: Province Of China	1070	9	1113	9
063704 Photographic plates,film etc.	**18767**	**159**	**5550**	**45**
China People'S Republic (P.R)	16663	141	1847	15
India	2104	17	3703	30
063705 Photographic plates & film Exposed and Developed, other than Cinematographic film	**11633**	**97**	**13165**	**108**
China People'S Republic (P.R)	78	1	132	1
Hong Kong: Sar Of China	6365	53	6628	54
India	9	0		
Italy			28	0
Japan	5181	43	6377	52
063706 Cinematographic flim	**8640**	**71**	**29719**	**244**
Hong Kong: Sar Of China			242	2
India	228	2		
Malaysia			18559	152
Nepal	110	1		
United Arab Emirates (UAE)	8302	68	10918	89
063707 Chemical prep. for photographic use	**415877**	**3436**	**403929**	**3303**
Belgium	2174	18	99	1
China People'S Republic (P.R)	110894	915	107322	878
Czech Republic	1170	10	182	1
Germany	12454	103	8825	72
Hong Kong: Sar Of China	101	1	1300	11
India	58257	481	60170	492
Italy	2853	24	3367	28
Japan	1603	13	14017	115
Korea, Republic Of	380	3	764	6
Malaysia	36893	304	31674	259
Netherlands	20	0	4939	40
Pakistan			2137	17
Singapore	137777	1138	109511	896

Import payments by commodities/countries Table-3.1 (Contd.)
(Four digit level HS code)

(First two digit section, second two digit chapter and last two digit indicate four digit level commodities)

(Amount in thousand)

HS Code - Commodities/Countries		2024 - 2025		2025 - 2026	
		Amount (BDT)	Amount (USD)	Amount (BDT)	Amount (USD)
	Sri Lanka			4086	33
	Taiwan: Province Of China	7948	66	6907	56
	Thailand	25544	212	19749	162
	Turkey			1555	13
	United Kingdom (UK)			556	5
	United States of America (USA)	14923	124	26770	219
	Viet Nam	2885	24		
063800	**Miscellaneous chemical products**	**108428697**	**897550**	**117300244**	**959166**
063801	**Artificial graphite, colloidal etc.**	**873319**	**7245**	**1091960**	**8934**
	Bahrain	3125	26	14375	117
	China People'S Republic (P.R)	54237	452	8867	72
	Croatia	19045	159		
	Czech Republic	3466	28		
	Germany	81	1	1167	10
	Hong Kong: Sar Of China			6	0
	Iceland			8341	69
	India	146760	1218	197812	1618
	Indonesia			205674	1679
	Italy	146	1		
	Korea, Republic Of	2089	17	1266	10
	Malaysia	182220	1509	320706	2624
	Mozambique	14750	122	63869	523
	Saudi Arabia	21269	176	75025	614
	Spain			177	1
	Sweden	21318	173	31647	260
	Switzerland	195	2	5246	43
	United Arab Emirates (UAE)	291484	2426	107081	879
	United Kingdom (UK)	77804	640	10343	85
	United States of America (USA)	30448	253	40358	330
	Viet Nam	4882	41		
063802	**Activated carbon, animal black etc.**	**1848174**	**15302**	**1533296**	**12540**
	Belgium	185	2		
	China People'S Republic (P.R)	204749	1693	174418	1426
	Denmark			2027	17
	Germany	109	1	607	5
	Hong Kong: Sar Of China			11	0
	Hungary			92	1
	India	1360994	11267	1219547	9973
	Indonesia	136525	1137	92718	759
	Italy			0	0
	Japan	3470	29	228	2
	Korea, Republic Of			21	0
	Malaysia	4661	39		
	Mexico	3951	33	6507	53
	Netherlands	120981	999		
	Pakistan	749	6	17314	142

Import payments by commodities/countries Table-3.1 (Contd.)
(Four digit level HS code)

(First two digit section, second two digit chapter and last two digit indicate four digit level commodities)

(Amount in thousand)

HS Code - Commodities/Countries		2024 - 2025		2025 - 2026	
		Amount (BDT)	Amount (USD)	Amount (BDT)	Amount (USD)
	Singapore	7206	59	4283	35
	Switzerland	2091	17		
	Thailand	1879	16	1454	12
	Turkey			10872	89
	United Kingdom (UK)			2950	24
	United States of America (USA)	13	0	247	2
	Viet Nam	610	5		
063803	**Tall oil, not refined.**	**3674**	**30**		
	India	573	5		
	United States of America (USA)	3101	25		
063804	**Residual lyes from mfg of wood pulp**	**59436**	**492**	**131175**	**1072**
	China People'S Republic (P.R)	38175	316	98506	805
	Germany			587	5
	India	12049	100	14195	116
	Italy			272	2
	Japan	2338	19	2682	22
	Norway	3573	29	5297	43
	Singapore			95	1
	South Africa	2082	17	2506	20
	Sweden			1050	9
	United States of America (USA)	1220	10	5986	49
063805	**Gum, wood/sulphate turpentine etc.**	**64631**	**534**	**81950**	**670**
	Brazil			550	4
	China People'S Republic (P.R)	698	6	4158	34
	India	25401	210	36498	298
	Japan			0	0
	United States of America (USA)	30569	252	34356	281
	Viet Nam	7963	66	6389	52
063806	**Rosin & resin acid;and derivatives etc.**	**270064**	**2236**	**309835**	**2533**
	Argentina			5701	47
	Belgium	972	8		
	Brazil			6236	51
	China People'S Republic (P.R)	48685	401	62940	515
	Germany	4959	41	1908	16
	Hong Kong: Sar Of China	4898	41		
	India	34858	289	37784	309
	Indonesia	113322	938	137705	1125
	Italy	25787	214	13691	112
	Korea, Republic Of			3191	26
	Portugal	3365	28	1782	15
	Singapore	4543	37	4200	34
	Turkey	17333	145	11417	93
	United Kingdom (UK)	2033	17		
	Viet Nam	9307	77	23280	190
063807	**Wood tar/taroils/creosote/naphtha etc.**	**97**	**1**		
	India	97	1		

Import payments by commodities/countries Table-3.1 (Contd.)
(Four digit level HS code)

(First two digit section, second two digit chapter and last two digit indicate four digit level commodities)

(Amount in thousand)

HS Code - Commodities/Countries		2024 - 2025		2025 - 2026	
		Amount (BDT)	Amount (USD)	Amount (BDT)	Amount (USD)
063808	**Insecticides, rodenticides etc.**	**39712808**	**328767**	**45435069**	**371551**
	Australia	7665	63	5915	49
	Austria	22188	181	40019	328
	Belgium	26423	216		
	Brazil	18541	153	20488	168
	Bulgaria			4672	38
	Canada	28628	236	51474	420
	China People'S Republic (P.R)	20049177	165894	27048272	221182
	France	890831	7366	776637	6363
	Germany	1285160	10645	1018164	8327
	Hong Kong: Sar Of China	17873	149	20220	165
	India	9143779	75637	10057380	82252
	Indonesia	644206	5342	629923	5155
	Italy	67424	558	102297	838
	Japan	76566	634	94904	776
	Korea, Republic Of	1961643	16273	3048598	24917
	Malaysia	58257	482	83557	684
	Mexico	6993	57		
	Netherlands			3941	32
	New Zealand	22062	183	22481	184
	Pakistan	9313	76	18265	150
	Peru	21767	180	47332	388
	Singapore	4085154	33942	1160548	9490
	Spain	197095	1625	126871	1037
	Switzerland	10898	89	32714	267
	Taiwan: Province Of China	23207	191	7151	59
	Thailand	452103	3734	315331	2577
	Tunisia	6739	57	14646	120
	Turkey	44	0	10206	83
	United Arab Emirates (UAE)	7407	62		
	United Kingdom (UK)	158709	1328	454200	3711
	United States of America (USA)	230926	1916	206730	1692
	Viet Nam	182028	1496	12134	99
063809	**Finishing agents,dye carriers etc.**	**21107817**	**174749**	**21820043**	**178398**
	Australia	41235	343	31142	254
	Belgium	238240	1973	229071	1873
	Brazil	3566	30	21310	174
	Bulgaria	12017	99		
	Chile	96	1		
	China People'S Republic (P.R)	6656920	55124	7787603	63669
	Denmark	214	2		
	Finland	793	7		
	France	19529	160	21135	173
	Germany	2076506	17199	1712649	14002
	Honduras	75171	624	45659	374
	Hong Kong: Sar Of China	30869	254	47454	387
	India	2226138	18427	2266997	18537
	Indonesia	1265882	10487	1296009	10592
	Italy	1320087	10935	1351385	11047
	Japan	148176	1224	165456	1353

Import payments by commodities/countries Table-3.1 (Contd.)
(Four digit level HS code)

(First two digit section, second two digit chapter and last two digit indicate four digit level commodities)

(Amount in thousand)

HS Code - Commodities/Countries		2024 - 2025		2025 - 2026	
		Amount (BDT)	Amount (USD)	Amount (BDT)	Amount (USD)
	Korea, Republic Of	223586	1847	554817	4537
	Malaysia	444286	3678	572333	4679
	Mauritius	1032	9	1052	9
	Mexico	6915	58	1537	13
	Netherlands	45715	377	46572	381
	Pakistan	50948	421	31061	254
	Philippines			17	0
	Portugal	18433	152	22165	181
	San Marino	27008	224	10341	84
	Saudi Arabia			12015	98
	Singapore	232848	1926	156599	1279
	South Africa	3625	30	7095	58
	Spain	910843	7549	800930	6547
	Sri Lanka	474150	3921	510673	4175
	Swaziland	551	5		
	Sweden	1319	11	517	4
	Switzerland	163266	1352	67324	550
	Taiwan: Province Of China	1624722	13448	1305942	10678
	Thailand	750963	6234	689821	5641
	Tunisia			582	5
	Turkey	1619132	13385	1502586	12286
	United Arab Emirates (UAE)	132594	1091	208053	1703
	United Kingdom (UK)	23502	194	12502	102
	United States of America (USA)	40447	332	68089	557
	Viet Nam	196495	1618	261551	2139
063810	**Pickling preparations for metal surfaces etc.**	**814554**	**6758**	**708899**	**5796**
	Belgium			167	1
	China People'S Republic (P.R)	419110	3473	383522	3135
	France	1022	8	1066	9
	Germany	6	0	7	0
	Hong Kong: Sar Of China	117	1	7159	58
	India	248664	2067	205640	1681
	Indonesia	727	6	13941	114
	Italy	6760	56	7043	58
	Japan	18172	151	11396	93
	Korea, Republic Of	6871	57	6154	50
	Malaysia	3528	29	3126	26
	Singapore			473	4
	Spain			282	2
	Taiwan: Province Of China	29563	244	21870	179
	Thailand	77606	646	42872	351
	Turkey	73	1		
	United Kingdom (UK)	312	3	141	1
	United States of America (USA)	294	2		
	Viet Nam	1728	14	4041	33
063811	**Anti-knock prep, oxidation inhibitors etc.**	**1556033**	**12890**	**1713631**	**14016**
	Austria			640	5
	Belgium	22041	182	31475	257

Import payments by commodities/countries Table-3.1 (Contd.)
(Four digit level HS code)

(First two digit section, second two digit chapter and last two digit indicate four digit level commodities)

(Amount in thousand)

HS Code - Commodities/Countries	2024 - 2025		2025 - 2026	
	Amount (BDT)	Amount (USD)	Amount (BDT)	Amount (USD)
Brazil	11630	96	7437	61
Canada	2486	21	3011	25
China People'S Republic (P.R)	93315	768	113015	924
France	10088	85	532	4
Germany	9280	77	59920	489
Hong Kong: Sar Of China	669	6	1908	16
India	385429	3183	514064	4203
Italy	2962	25	30614	250
Japan	1863	15	5931	48
Korea, Republic Of	736	6	10928	89
Malaysia	33889	282	1894	15
Netherlands	5300	44	1787	15
Singapore	842123	6988	763516	6248
Spain			9820	80
Taiwan: Province Of China	474	4	2636	22
Thailand	6266	52	4288	35
United Arab Emirates (UAE)	86900	718	42618	349
United Kingdom (UK)	4195	35	32489	266
United States of America (USA)	36294	301	75107	614
Viet Nam	94	1		
063812 Prepared rubber accelerators;	**749622**	**6217**	**1270878**	**10390**
Argentina			2345	19
China People'S Republic (P.R)	456905	3776	690613	5650
Germany	8722	71	4943	40
Hong Kong: Sar Of China			25422	208
India	215241	1803	443637	3624
Italy	955	8	2082	17
Japan			2363	19
Korea, Republic Of	23255	191	32106	262
Malaysia	19258	159	6356	52
Sweden			2209	18
Taiwan: Province Of China	4339	36	3272	27
Thailand	20836	172	19237	157
Turkey			2711	22
United States of America (USA)	110	1		
Viet Nam			33584	275
063812 Prepared rubber accelerators;compounds plasticisersfor rubber or plastics,notelsewhere specified or included;antioxidising preparations and other compound stabilisers for rubber or plastics	**3285691**	**27212**	**3077355**	**25169**
Australia			53	0
China People'S Republic (P.R)	1436198	11880	1450353	11860
Germany	1041	9	3514	29
Hong Kong: Sar Of China			2395	20
India	711847	5896	540075	4420
Italy	14736	122	15686	128
Japan			2271	19
Korea, Republic Of	160855	1334	88864	726

Import payments by commodities/countries Table-3.1 (Contd.)
(Four digit level HS code)

(First two digit section, second two digit chapter and last two digit indicate four digit level commodities)

(Amount in thousand)

HS Code - Commodities/Countries		2024 - 2025		2025 - 2026	
		Amount (BDT)	Amount (USD)	Amount (BDT)	Amount (USD)
	Malaysia	659523	5473	717798	5870
	Pakistan	2358	20	138	1
	Singapore	3743	31		
	Spain	4121	34		
	Switzerland	8471	69		
	Taiwan: Province Of China	20417	170	19589	160
	Turkey	195663	1621	95200	780
	United Arab Emirates (UAE)	641	5	6388	52
	United Kingdom (UK)	184	2	2304	19
	Viet Nam	65892	546	132726	1085
063813	**Prep & charges fire-extinguisher**	**83673**	**694**	**48764**	**399**
	Belgium	7431	61	5383	44
	China People'S Republic (P.R)	28645	237	22096	181
	India	14687	122	12931	106
	Italy			871	7
	Malaysia	14985	125		
	Turkey	1199	10	1223	10
	United Arab Emirates (UAE)	1978	17	638	5
	United Kingdom (UK)	14747	123	4048	33
	United States of America (USA)			1574	13
063814	**Organic composites solvents & thinners**	**4991358**	**41145**	**4286752**	**35085**
	Austria	70	1		
	Belgium	531	4	651	5
	China People'S Republic (P.R)	2391741	19598	1763457	14450
	Czech Republic			29065	238
	Denmark			308	3
	Egypt	130	1	353	3
	France	16	0	28423	232
	Germany	7904	66	7828	64
	Hong Kong: Sar Of China	39400	327	16601	136
	India	236335	1958	273739	2238
	Indonesia	11261	93	6578	54
	Italy	766	6	11312	93
	Japan	117891	978	120773	988
	Korea, Republic Of	60819	504	53443	437
	Malaysia	226255	1863	161411	1319
	Netherlands	340	3		
	Portugal			164	1
	Singapore	1529515	12687	1271245	10400
	South Africa	489	4	13858	113
	Spain	621	5	3025	25
	Sri Lanka	43	0	12	0
	Switzerland	930	8	700	6
	Taiwan: Province Of China	86596	717	78106	638
	Thailand	13788	114	19683	161
	Turkey	629	5	276	2
	United Arab Emirates (UAE)	6953	57	467	4
	United Kingdom (UK)	8059	66	6333	52

Import payments by commodities/countries Table-3.1 (Contd.)
(Four digit level HS code)

(First two digit section, second two digit chapter and last two digit indicate four digit level commodities)

(Amount in thousand)

HS Code - Commodities/Countries		2024 - 2025		2025 - 2026	
		Amount (BDT)	Amount (USD)	Amount (BDT)	Amount (USD)
	United States of America (USA)	19585	162	7283	60
	Viet Nam	230689	1917	411658	3365
063815	**Reaction initiator & accelerators**	**432048**	**3572**	**1330010**	**10859**
	Belgium			2783	23
	China People'S Republic (P.R)	127735	1058	182096	1489
	Denmark	58716	489	40994	334
	Finland			620	5
	France	87	1	3940	32
	Germany	5072	41	60172	494
	Hong Kong: Sar Of China	611	5	1937	16
	India	25568	211	21160	173
	Italy	147591	1215	44231	360
	Japan	236	2	6	0
	Korea, Republic Of	3402	28	3383	28
	Netherlands	837	7		
	Norway	6776	56		
	Pakistan	0	0		
	Singapore	9023	74	7290	60
	Spain			9133	75
	Sri Lanka	341	3		
	Sweden	6593	54		
	Switzerland	7035	58	9598	78
	Taiwan: Province Of China	6944	57	2489	20
	Thailand	643	5	601	5
	Turkey	106	1	167	1
	United Kingdom (UK)	17718	150		
	United States of America (USA)	7013	58	939409	7665
063816	**Refractory cements, mortars etc.**	**1682692**	**13935**	**1647608**	**13474**
	Austria	35762	294	5049	41
	Bhutan	180072	1493	152594	1249
	China People'S Republic (P.R)	364639	3029	580499	4747
	France	1743	15	1885	15
	Germany	44189	366	62086	507
	Hong Kong: Sar Of China			239	2
	Hungary	706	6		
	India	931274	7702	734691	6008
	Italy			2172	18
	Japan	148	1		
	Korea, Republic Of	23916	198	6510	53
	Malaysia	487	4	1665	14
	Slovakia	55	0		
	South Africa			1882	15
	Spain			19675	161
	Thailand	5682	47		
	Turkey	94019	780	78166	640
	United Arab Emirates (UAE)			149	1

Import payments by commodities/countries Table-3.1 (Contd.)
(Four digit level HS code)

(First two digit section, second two digit chapter and last two digit indicate four digit level commodities)

(Amount in thousand)

HS Code - Commodities/Countries	2024 - 2025		2025 - 2026	
	Amount (BDT)	Amount (USD)	Amount (BDT)	Amount (USD)
United States of America (USA)			347	3
063817 Mixed alkylbenzenes and mixed alkylnaphthalenes,other than those of heading 27.07 or 29.02	**2407803**	**19959**	**3120738**	**25484**
China People'S Republic (P.R)	365639	3026	1689420	13795
Egypt	54632	455		
India			53041	432
Indonesia	137859	1123	106429	872
Saudi Arabia	1408107	11677	1217931	9944
Thailand	441566	3678		
United Arab Emirates (UAE)			53420	437
United States of America (USA)			497	4
063817 Mixed alkylbenzenes and mixed alkylnaphthalenes,other than those of heading 27.07 or 29.03	**2272671**	**18802**	**2707447**	**22148**
China People'S Republic (P.R)	103674	850	42569	347
Saudi Arabia	2168996	17952	2664878	21801
063818 Chemical elements use in electronics	**26**	**0**	**119**	**1**
Belgium			118	1
China People'S Republic (P.R)	26	0	1	0
063819 Hydraulic brake fluids	**337918**	**2800**	**323542**	**2646**
Bahrain			566	5
Belgium	26	0	919	8
China People'S Republic (P.R)	24868	207	42758	350
Denmark			138	1
France	48	0		
Germany	7544	62	1086	9
Hong Kong: Sar Of China			157	1
India	30566	253	27398	224
Indonesia	9743	80	5568	45
Italy	9059	75	1288	11
Japan	59861	496	78049	639
Jordan			14143	115
Korea, Republic Of	23723	195	35738	292
Malaysia	4832	40	4240	35
Singapore	51384	424	29583	242
Slovakia	15	0		
Spain			1647	13
Sri Lanka	3334	27	9666	79
Taiwan: Province Of China	1820	15	264	2
Thailand	25734	214	12166	99
Turkey	26	0	6220	51
United Arab Emirates (UAE)	72415	603	35925	294
United Kingdom (UK)	9045	75	14030	115
United States of America (USA)	3878	32	1994	16
063820 Anti-freezing preparations	**200785**	**1654**	**276289**	**2259**
Belgium	11980	98	8496	69
China People'S Republic (P.R)	9088	75	10680	87

Import payments by commodities/countries Table-3.1 (Contd.)
(Four digit level HS code)

(First two digit section, second two digit chapter and last two digit indicate four digit level commodities)

(Amount in thousand)

HS Code - Commodities/Countries		2024 - 2025		2025 - 2026	
		Amount (BDT)	Amount (USD)	Amount (BDT)	Amount (USD)
	Czech Republic			84	1
	Germany	4242	35	20894	170
	India	33574	277	94662	774
	Indonesia	916	8	4385	36
	Italy	20	0	19	0
	Japan	4466	37	4945	40
	Korea, Republic Of			1100	9
	Lithuania			1983	16
	Malaysia	3256	27	2573	21
	Netherlands	49	0	312	3
	Norway	2944	25		
	Poland	303	2	341	3
	Saudi Arabia	2522	21	5472	45
	Singapore	5267	44	9559	78
	Spain	1570	13	13932	114
	Sri Lanka	37639	312	45721	374
	Taiwan: Province Of China			2	0
	Thailand	100	1	3135	26
	Turkey	106	1	1261	10
	United Arab Emirates (UAE)	66521	544	41244	337
	United Kingdom (UK)	0	0	114	1
	United States of America (USA)	12848	106	5373	44
	Viet Nam	3373	28		
063821	**Prepared culture media**	**324626**	**2689**	**370219**	**3026**
	Argentina	6315	53	4972	41
	Australia	8	0	852	7
	Austria	6	0	2	0
	Belgium	51	0	14	0
	Brazil	4	0		
	Bulgaria	10	0		
	Canada	218	2	49	0
	China People'S Republic (P.R)	4874	40	8756	71
	Costa Rica			145	1
	Czech Republic	0	0	4	0
	Denmark	1217	10	1585	13
	Finland	27	0	61	1
	France	12514	103	10248	84
	Germany	9988	82	4467	37
	Hong Kong: Sar Of China	101	1	227	2
	Hungary	139	1		
	India	85603	711	79660	651
	Indonesia	36	0		
	Ireland	2	0		
	Italy	541	4	6267	51
	Japan	154	1	302	2
	Korea, Republic Of	215	2	96	1
	Malaysia	6	0	1547	13
	Mexico	2	0	1	0
	Netherlands	1095	9	2886	24

Import payments by commodities/countries Table-3.1 (Contd.)
(Four digit level HS code)

(First two digit section, second two digit chapter and last two digit indicate four digit level commodities)

(Amount in thousand)

HS Code - Commodities/Countries		2024 - 2025		2025 - 2026	
		Amount (BDT)	Amount (USD)	Amount (BDT)	Amount (USD)
	New Zealand	14	0	2270	18
	Norway	2	0		
	Paraguay	2	0		
	Poland	914	8	285	2
	Puerto Rico	1597	13	1062	9
	Singapore	1206	10	8464	69
	Spain	13588	113	5127	42
	Sweden	18009	149	28508	233
	Switzerland	212	2	7	0
	Taiwan: Province Of China	0	0		
	Turkey	0	0		
	Ukraine	1	0		
	United Arab Emirates (UAE)	913	7		
	United Kingdom (UK)	27238	224	62481	511
	United States of America (USA)	136178	1128	139872	1144
	Uruguay	1626	13		
063822	**Diagnostic or laboratory reagents**	**7606166**	**62966**	**8905737**	**72821**
	Argentina	4805	40	11014	90
	Armenia	31	0		
	Australia	1080	9	4838	40
	Austria	32195	266	32257	264
	Belgium	13326	110	11345	93
	Brazil	579	5	8365	68
	Bulgaria	2986	25	1668	14
	Canada	104123	864	75790	620
	Chile	1	0		
	China People'S Republic (P.R)	942006	7793	1269203	10378
	Czech Republic	70921	588	118978	973
	Denmark	36014	299	51224	419
	Egypt	3398	28	4565	37
	Estonia	199	2	69	1
	Finland	27702	228	25900	212
	France	459054	3804	476070	3892
	Germany	1463302	12097	1825562	14928
	Greece	2663	22	1582	13
	Hong Kong: Sar Of China	14620	122	8441	69
	Hungary	6379	53	7666	63
	India	284833	2363	503472	4119
	Indonesia	9142	78	9974	81
	Ireland	325067	2688	202148	1655
	Italy	239679	1985	258229	2111
	Japan	439295	3628	496756	4061
	Jordan	11727	97	4646	38
	Korea, Republic Of	126211	1043	207690	1698
	Lithuania	6176	51	8208	67
	Macedonia	1	0		
	Malaysia	959	8	5928	48
	Malta	283	2	487	4
	Mauritius	3454	28		

Import payments by commodities/countries Table-3.1 (Contd.)
(Four digit level HS code)

(First two digit section, second two digit chapter and last two digit indicate four digit level commodities)

(Amount in thousand)

HS Code - Commodities/Countries		2024 - 2025		2025 - 2026	
		Amount (BDT)	Amount (USD)	Amount (BDT)	Amount (USD)
	Mexico	657	5	12588	103
	Netherlands	47206	390	37105	303
	New Zealand	724	6	109	1
	Norway	10626	89	6871	56
	Paraguay	2	0		
	Philippines			1396	11
	Poland	19172	158	22668	185
	Portugal	98	1	323	3
	Puerto Rico	1871	16	14119	115
	Romania	11283	92	22024	180
	Saudi Arabia			5157	42
	Serbia	230	2	6354	52
	Singapore	591573	4906	599145	4900
	Slovakia	5	0		
	Slovenia	124	1	377	3
	Spain	129337	1071	196206	1605
	Sri Lanka			344	3
	Swaziland	1	0		
	Sweden	84034	699	43738	357
	Switzerland	25765	212	44974	368
	Taiwan: Province Of China	93671	774	127643	1044
	Thailand	6500	54	8269	68
	Turkey	23242	193	29004	237
	Ukraine	6	0	634	5
	United Arab Emirates (UAE)	55	0	193	2
	United Kingdom (UK)	409860	3395	361220	2954
	United States of America (USA)	1517410	12573	1723966	14095
	Uruguay	505	4	175	1
	Viet Nam			9062	74
063823	**Industrial monocarboxylic fatty acids;**	**2853406**	**23653**	**1965737**	**16075**
	China People'S Republic (P.R)	33797	280	62656	511
	Germany	17463	145	17733	145
	Honduras	66248	550	53459	436
	India	109405	905	123703	1012
	Indonesia	1166500	9657	650126	5318
	Japan	115	1		
	Korea, Republic Of	1815	15	4216	35
	Malaysia	1209853	10030	644621	5274
	Netherlands	183	2		
	Pakistan			584	5
	Philippines			1275	10
	Singapore			19043	155
	Taiwan: Province Of China	1855	15	2755	23
	Thailand	210590	1757	283933	2322
	United Arab Emirates (UAE)	3314	28	655	5
	United Kingdom (UK)	1023	9		
	United States of America (USA)	31246	260	51663	421
	Viet Nam			49316	402

Import payments by commodities/countries Table-3.1 (Contd.)
(Four digit level HS code)

(First two digit section, second two digit chapter and last two digit indicate four digit level commodities)

(Amount in thousand)

HS Code - Commodities/Countries		2024 - 2025		2025 - 2026	
		Amount (BDT)	Amount (USD)	Amount (BDT)	Amount (USD)
063824	**Prepared binders for foundry moulds;**	**14587831**	**120745**	**14839387**	**121331**
	Australia	7536	62	1691	14
	Austria	915	7	8529	70
	Belgium	171810	1425	102255	836
	Brazil	3694	31	3402	28
	Canada	14402	120	571	5
	Chile	2699	22		
	China People'S Republic (P.R)	3826619	31641	4885987	39939
	Czech Republic	63	1		
	Denmark	5109	42	4768	39
	Egypt	91300	756	170624	1396
	Finland	15	0	6	0
	France	238888	1980	146638	1199
	Germany	956227	7925	1030216	8422
	Greece	2550	21	1163	10
	Honduras	8154	68		
	Hong Kong: Sar Of China	85039	710	68138	557
	India	3221972	26666	3245270	26539
	Indonesia	1298868	10756	1095881	8959
	Italy	243037	2003	264950	2166
	Japan	66259	551	150840	1235
	Jordan	182	2		
	Korea, Republic Of	158381	1314	167954	1374
	Malaysia	1167572	9660	1003312	8204
	Mauritius	454	4	288	2
	Mexico	31822	265	614	5
	Netherlands	96770	799	97746	799
	New Zealand	5560	46		
	Norway	12512	103	8505	70
	Pakistan	31294	260	76735	627
	Philippines	4528	38	3922	32
	Poland			57	0
	Portugal	8572	70	16396	134
	Singapore	94099	779	97179	794
	South Africa	3787	31	6502	53
	Spain	164668	1358	113651	930
	Sri Lanka	18983	157	20190	165
	Sweden			3889	32
	Switzerland	7482	62	8699	71
	Taiwan: Province Of China	116606	969	184103	1505
	Thailand	483481	4009	330729	2704
	Turkey	270293	2233	280191	2292
	United Arab Emirates (UAE)	40597	340	22707	186
	United Kingdom (UK)	96423	804	70770	579
	United States of America (USA)	120736	1001	166592	1360
	Viet Nam	1407869	11654	977725	7997
063825	**Residual products of chemical/allied ind.**	**17150**	**142**	**1165**	**10**
	China People'S Republic (P.R)	171	1	781	6
	India			384	3

Import payments by commodities/countries Table-3.1 (Contd.)
(Four digit level HS code)

(First two digit section, second two digit chapter and last two digit indicate four digit level commodities)

(Amount in thousand)

HS Code - Commodities/Countries	2024 - 2025		2025 - 2026	
	Amount (BDT)	Amount (USD)	Amount (BDT)	Amount (USD)
Malaysia	3264	27		
Netherlands	13716	114		
063826 Biodiesel and mixtures thereof			**2271**	**19**
China People'S Republic (P.R)			2239	18
United States of America (USA)			32	0
063827 Mixtures containing halogenated derivatives of methane, ethane or propane, nes or included	**284624**	**2358**	**300367**	**2461**
China People'S Republic (P.R)	261687	2168	297369	2436
France	1846	15		
India	3381	28	367	3
Malaysia			719	6
Saudi Arabia	10600	88		
Singapore	2754	23	215	2
United States of America (USA)	4355	36	1698	14
060000 Products of the chemical or allied industries	**55156**	**457**	**74404**	**608**
063400 Soap, organic surf-active agents, lubricating etc.	**55156**	**457**	**74404**	**608**
063402 Organic surfac-active agents	**55156**	**457**	**74404**	**608**
China People'S Republic (P.R)	3486	28	30546	249
India	44302	366	21551	176
Italy			215	2
Japan	6	0	17	0
Korea, Republic Of	59	1	6317	51
Netherlands			21	0
Singapore			4259	35
Spain	863	7	315	3
Taiwan: Province Of China	67	1	971	8
Thailand	6014	51	2301	19
Turkey			5104	42
United Kingdom (UK)			520	4
United States of America (USA)	358	3	137	1
Viet Nam			2131	17
070000 Plastics & Rubber Articles Thereof	**374702456**	**3101344**	**373366050**	**3052708**
073900 Plastics and articles thereof	**326000712**	**2698234**	**323586015**	**2645640**
073901 Polymers of ethylene, in primary forms	**77928748**	**645164**	**75543358**	**617752**
Australia	6193	53		
Austria	4427	36		
Bahrain	33753	281		
Belgium	8453	70	20453	167
Brazil	170510	1418	90026	736
Canada	752841	6221	900819	7359
China People'S Republic (P.R)	5597884	46197	9465079	77293
Cote D'Ivoire	7656	65		
Finland	194622	1613	92155	753

Import payments by commodities/countries Table-3.1 (Contd.)
(Four digit level HS code)

(First two digit section, second two digit chapter and last two digit indicate four digit level commodities)

(Amount in thousand)

HS Code - Commodities/Countries		2024 - 2025		2025 - 2026	
		Amount (BDT)	Amount (USD)	Amount (BDT)	Amount (USD)
	France	117609	974	56289	461
	Germany	456279	3779	268475	2192
	Hong Kong: Sar Of China	80855	677	131275	1070
	India	4278889	35484	1706414	13960
	Indonesia	16749	139	48066	393
	Ireland	7344	60		
	Italy	2182	18		
	Japan	93019	768	171097	1398
	Korea, Republic Of	4487438	37207	4715521	38560
	Kuwait	239494	1979	128104	1047
	Malaysia	1351285	11219	1355569	11084
	Netherlands	184875	1536	159088	1301
	Norway	50305	423	81062	663
	Oman	3765086	31186	2209756	18071
	Pakistan	54953	455	58068	475
	Philippines	147909	1236		
	Qatar	5923214	49043	4899965	40100
	Russian Federation			29934	245
	Saudi Arabia	35485912	293703	31556365	258122
	Singapore	2303063	19098	3169201	25917
	South Africa	2664	22		
	Spain	72103	599	84208	687
	Sri Lanka	198	2		
	Sweden	4590	39	13657	112
	Switzerland	30431	254	16410	134
	Taiwan: Province Of China	2679482	22170	4211270	34448
	Thailand	3012324	24972	2381993	19490
	Turkey	8280	70	771	6
	United Arab Emirates (UAE)	3302294	27343	2453900	20081
	United Kingdom (UK)	11800	98	982	8
	United States of America (USA)	2958766	24466	4132352	33784
	Uzbekistan			5428	44
	Viet Nam	23018	191	929604	7591
073902	**Polymers/ propylen/olefin in primary forms**	**68687636**	**568359**	**67942732**	**555501**
	Austria	1197	10		
	Belgium	51723	431	50234	411
	China People'S Republic (P.R)	15652349	129104	25615058	209359
	France	37	0	12103	99
	Germany	24131	198	25603	209
	Hong Kong: Sar Of China	24237	204	79479	649
	India	4112727	34172	1548954	12663
	Indonesia	17967	149		
	Italy	94004	774	88467	724
	Japan	161957	1341	164278	1344
	Kiribati			18891	155
	Korea, Republic Of	3286763	27289	2950028	24119
	Kuwait			10577	86
	Malaysia	6799319	56179	5619900	46001

Import payments by commodities/countries Table-3.1 (Contd.)
(Four digit level HS code)

(First two digit section, second two digit chapter and last two digit indicate four digit level commodities)

(Amount in thousand)

HS Code - Commodities/Countries		2024 - 2025		2025 - 2026	
		Amount (BDT)	Amount (USD)	Amount (BDT)	Amount (USD)
	Netherlands	53955	450	71929	587
	Oman	2606896	21566	1429098	11687
	Pakistan	29447	244	10877	89
	Philippines	7778	65	15430	126
	Qatar			17449	143
	Russian Federation			8892	73
	Saudi Arabia	11354618	94090	10389692	84920
	Singapore	1343722	11098	1646952	13464
	South Africa	19865	164		
	Spain	1863	15		
	Sri Lanka	994	8		
	Taiwan: Province Of China	2653580	21962	1858369	15191
	Thailand	5220230	43147	4511711	36895
	United Arab Emirates (UAE)	11676586	96673	9865719	80705
	United Kingdom (UK)	7959	66		
	United States of America (USA)	47148	392	348547	2851
	Viet Nam	3436584	28569	1584496	12950
073903	**Polymers of styrenein in primary forms**	**13806958**	**114195**	**12322473**	**100717**
	Belgium	43432	356		
	China People'S Republic (P.R)	2092329	17295	3473687	28374
	France	1608	13		
	Germany	4104	35	13570	111
	Hong Kong: Sar Of China	258714	2149	78684	643
	India	1258712	10416	664199	5435
	Indonesia	10157	84		
	Italy	6582	56	580	5
	Japan	114695	947	104577	856
	Korea, Republic Of	3278221	27116	2146511	17548
	Malaysia	284421	2359	168214	1375
	Netherlands			1800	15
	Pakistan	109395	902	208804	1706
	Saudi Arabia	80150	661	51583	422
	Singapore	351415	2893	178613	1457
	Spain	2143	18		
	Sweden	2040	17	15	0
	Taiwan: Province Of China	5550592	45913	4789251	39158
	Thailand	160055	1321	342210	2794
	Turkey	8672	72	27964	229
	United Arab Emirates (UAE)	126244	1045	57192	468
	United Kingdom (UK)	33487	280		
	United States of America (USA)	4668	39		
	Uzbekistan	3613	30		
	Viet Nam	21510	180	15021	122
073904	**Polymers of vinyl chloride etc. in primary**	**24683302**	**204238**	**25656572**	**209772**
	Cameroon			35147	287
	China People'S Republic (P.R)	9232868	76269	13009742	106343

Import payments by commodities/countries Table-3.1 (Contd.)
(Four digit level HS code)

(First two digit section, second two digit chapter and last two digit indicate four digit level commodities)

(Amount in thousand)

HS Code - Commodities/Countries		2024 - 2025		2025 - 2026	
		Amount (BDT)	Amount (USD)	Amount (BDT)	Amount (USD)
	Egypt			812	7
	France			21127	172
	Germany	139058	1150	97307	795
	Hong Kong: Sar Of China	5610	47	951	8
	India	225923	1873	299827	2450
	Indonesia	89548	749	14440	118
	Japan	198147	1643	77147	630
	Korea, Republic Of	281770	2330	235909	1924
	Malaysia	57841	482	15514	127
	Netherlands	13727	113	1423	12
	Pakistan			37	0
	Qatar			17536	143
	Saudi Arabia	23705	195	5622	46
	Singapore	137379	1152	217134	1772
	Sweden	58806	485	61526	503
	Taiwan: Province Of China	12040068	99697	9473055	77491
	Thailand	1180732	9791	1237316	10113
	Turkey	3139	26	753	6
	United Arab Emirates (UAE)	22345	186	13375	109
	United States of America (USA)	930	8		
	Viet Nam	971705	8042	820871	6716
073905	**Polymers of vinyl acetate/ester in primary**	**2765124**	**22896**	**2899883**	**23710**
	Belgium	31413	262	1350	11
	China People'S Republic (P.R)	651968	5398	687735	5624
	France	20	0		
	Germany	381464	3162	538249	4399
	Hong Kong: Sar Of China	1103	9	2909	24
	India	205038	1700	255457	2089
	Indonesia	66092	547	40301	329
	Italy	1795	15	1444	12
	Japan	138063	1141	107966	883
	Korea, Republic Of	32211	266	36666	300
	Malaysia	71985	593	89208	730
	Netherlands			3219	26
	Singapore	69268	575	51808	423
	Spain	798	7	3075	25
	Sri Lanka	12159	101	4724	39
	Switzerland	320	3		
	Taiwan: Province Of China	228409	1889	231380	1892
	Thailand	261874	2170	204785	1674
	Turkey	20945	174	25324	207
	United Arab Emirates (UAE)	1292	11	3867	32
	United Kingdom (UK)			25887	211
	United States of America (USA)	588667	4873	569044	4655
	Viet Nam	240	2	15487	127
073906	**Acrylic polymers in primry forms**	**12558949**	**104013**	**13216266**	**108059**
	Australia			82	1
	Belgium	41245	344	68928	564

Import payments by commodities/countries Table-3.1 (Contd.)
(Four digit level HS code)

(First two digit section, second two digit chapter and last two digit indicate four digit level commodities)

(Amount in thousand)

HS Code - Commodities/Countries		2024 - 2025		2025 - 2026	
		Amount (BDT)	Amount (USD)	Amount (BDT)	Amount (USD)
	Brazil			749	6
	China People'S Republic (P.R)	4020681	33274	5002090	40897
	Czech Republic	169	1		
	Denmark			2744	23
	France	150474	1250	81114	662
	Germany	470757	3901	442504	3619
	Honduras	81231	673	83	1
	Hong Kong: Sar Of China	50742	423	17332	142
	India	2254505	18672	1598843	13072
	Indonesia	827531	6860	1012803	8283
	Italy	125013	1035	141521	1156
	Japan	210288	1746	211618	1732
	Korea, Republic Of	99696	826	130344	1065
	Malaysia	452684	3751	320593	2623
	Netherlands	17278	144	14551	119
	Norway	7967	66	7602	62
	Oman			2634	22
	Pakistan	23368	195	9190	75
	Portugal	4012	33		
	San Marino	3716	31		
	Singapore	1494724	12376	2194607	17941
	South Africa	1162	10	4851	40
	Spain	217709	1807	225200	1841
	Sri Lanka	7876	65	8056	66
	Sweden	1118	9		
	Switzerland	655	5	110	1
	Taiwan: Province Of China	868442	7193	578063	4725
	Tajikistan			1966	16
	Thailand	304105	2516	167653	1371
	Turkey	617146	5111	652743	5338
	United Arab Emirates (UAE)	62779	521	61340	502
	United Kingdom (UK)	20475	168	16324	134
	United States of America (USA)	69473	574	129862	1061
	Viet Nam	51931	431	110164	900
073907	**Polyacetals in primary forms**	**11248297**	**93087**	**21013422**	**171730**
	Austria			161	1
	Belgium	4301	36	2947	24
	Chile			142	1
	China People'S Republic (P.R)	4321819	35734	11860981	96916
	Croatia			2585	21
	Egypt	736	6		
	France	9558	80	9694	79
	Germany	167064	1382	141809	1159
	Honduras	38365	321		
	Hong Kong: Sar Of China	99109	822	18828	155
	India	1984446	16415	4281310	34995
	Indonesia	30933	255	17767	145
	Ireland			2075	17

Import payments by commodities/countries Table-3.1 (Contd.)
(Four digit level HS code)

(First two digit section, second two digit chapter and last two digit indicate four digit level commodities)

(Amount in thousand)

HS Code - Commodities/Countries	2024 - 2025		2025 - 2026	
	Amount (BDT)	Amount (USD)	Amount (BDT)	Amount (USD)
Italy	13873	115	4551	37
Japan	88505	732	174959	1433
Korea, Republic Of	868446	7181	769301	6287
Malaysia	729121	6042	1059831	8661
Netherlands	33152	276	12541	103
Oman			2934	24
Pakistan	12	0	640	5
Philippines	419	3	651	5
Saudi Arabia	457296	3787	137655	1126
Singapore	279127	2310	282644	2310
Spain	8917	74	1825	15
Sri Lanka			3938	32
Switzerland	465	4	11883	97
Taiwan: Province Of China	1471664	12194	1502767	12286
Thailand	305239	2529	495603	4050
Turkey	13578	113	8771	72
United Arab Emirates (UAE)	24101	201	12474	102
United Kingdom (UK)	32195	267	14620	120
United States of America (USA)	236624	1966	169281	1383
Viet Nam	29233	243	8251	68
073907 Polyacetals,other polyethers and epoxide resins,in primary forms;polycarbonates,alkyd resins,polyallylesters and other polyesters,in primary forms	**16428543**	**136106**	**4891746**	**39995**
China People'S Republic (P.R)	11057231	91542	3088740	25270
Hong Kong: Sar Of China			1639	13
India	2284481	18886	819847	6692
Indonesia	841170	6997	225284	1843
Korea, Republic Of	5969	49		
Malaysia	1047457	8705	167705	1371
Taiwan: Province Of China	207878	1737	137510	1126
Thailand	935824	7795	451021	3679
United Kingdom (UK)	48535	395		
073908 Polyamides in primary forms	**1816680**	**15083**	**1458869**	**11931**
Bulgaria	2	0		
China People'S Republic (P.R)	1247661	10354	1171598	9581
Germany	54090	448		
Honduras	2244	19		
Hong Kong: Sar Of China	3240	27	1085	9
India	164465	1365	150694	1232
Indonesia	6101	51	4710	38
Italy	2703	22	242	2
Japan	4824	40	3489	29
Korea, Republic Of	59108	489	13490	110
Malaysia	2436	21	403	3
Netherlands	1679	14	717	6
Singapore	54567	452	59033	483
Spain	5539	46	3786	31
Switzerland	1284	11		

Import payments by commodities/countries Table-3.1 (Contd.)
(Four digit level HS code)

(First two digit section, second two digit chapter and last two digit indicate four digit level commodities)

(Amount in thousand)

HS Code - Commodities/Countries	2024 - 2025		2025 - 2026	
	Amount (BDT)	Amount (USD)	Amount (BDT)	Amount (USD)
Taiwan: Province Of China	50960	424	38460	315
Thailand	91733	768	8312	68
United Kingdom (UK)	2083	17	1473	12
Viet Nam	61961	516	1378	11
073909 Amino-resins, in primary forms	**8912209**	**73673**	**9733132**	**79573**
Australia			174	1
Belgium	9005	74	14107	115
China People'S Republic (P.R)	4731989	39075	5658576	46252
Czech Republic	111	1	18	0
Egypt	1582	13	16827	137
Finland			11037	90
France	17959	150	10411	85
Germany	177583	1466	151664	1240
Hong Kong: Sar Of China	47952	397	51394	421
India	1100835	9108	1287464	10523
Indonesia	46596	381	73857	604
Italy	44153	365	49839	407
Japan	24902	208	20432	167
Korea, Republic Of	279480	2313	361735	2959
Malaysia	539883	4465	582631	4765
Mexico	22824	190		
Netherlands	10672	88	19258	158
Oman	554213	4571	540517	4424
Pakistan	643	5	1214	10
Philippines	48	0	95	1
Poland	12	0		
Saudi Arabia	487096	4044	137928	1127
Singapore	104585	868	74864	612
Spain	24004	200	78103	639
Sri Lanka	3070	25		
Taiwan: Province Of China	225797	1868	137659	1126
Thailand	120903	1006	129061	1056
Turkey	70610	585	65645	537
Ukraine			1357	11
United Kingdom (UK)	2911	24	38519	315
United States of America (USA)	50564	424	12298	101
Viet Nam	212226	1756	206451	1688
073909 Amino-resins, phenolic resins and polyurethanes, in primary forms	**4385170**	**36197**	**4016343**	**32817**
Australia			372	3
China People'S Republic (P.R)	2306127	19010	2009071	16420
Germany	263966	2190	262466	2144
Hong Kong: Sar Of China			6166	50
India	626067	5169	403649	3302
Italy	704	6		
Japan	3359	28	178071	1454
Korea, Republic Of	581511	4803	674483	5504
Malaysia	44224	367	47487	388
Netherlands	80707	668	114011	932
Pakistan	12	0		

Import payments by commodities/countries Table-3.1 (Contd.)
(Four digit level HS code)

(First two digit section, second two digit chapter and last two digit indicate four digit level commodities)

(Amount in thousand)

HS Code - Commodities/Countries		2024 - 2025		2025 - 2026	
		Amount (BDT)	Amount (USD)	Amount (BDT)	Amount (USD)
	Philippines	1680	14	651	5
	Saudi Arabia	111849	933	196366	1605
	Singapore	83556	690	71566	585
	Taiwan: Province Of China	12922	107	13158	108
	Thailand	2634	22	2346	19
	Turkey	158	1	0	0
	United States of America (USA)	265694	2190	36479	299
073910	**Silicons in primary forms**	**3651571**	**30261**	**3563693**	**29134**
	Belgium	2500	20	1465	12
	Canada	14402	120		
	China People'S Republic (P.R)	1304694	10798	1423720	11637
	Denmark			1543	13
	Germany	141052	1170	96519	789
	Hong Kong: Sar Of China	61439	513	36742	301
	India	1176114	9755	1133306	9265
	Indonesia	59120	492	27033	221
	Italy	16244	134	35854	293
	Japan	30981	255	13754	112
	Korea, Republic Of	258896	2147	190779	1561
	Malaysia	33313	274	54580	446
	Netherlands	7556	63	9995	82
	Norway	99	1	271	2
	Pakistan			196	2
	Portugal	730	6	7304	60
	San Marino	2762	23		
	Singapore	10057	83	18855	154
	Slovakia	239	2		
	Spain	7894	66	306	3
	Sri Lanka	28519	235	48030	393
	Switzerland	89	1	561	5
	Taiwan: Province Of China	67056	555	52634	430
	Thailand	73192	606	47790	391
	Turkey	159181	1324	120083	983
	United Arab Emirates (UAE)	271	2	2987	25
	United Kingdom (UK)	163277	1352	160097	1310
	United States of America (USA)	29654	246	79203	646
	Viet Nam	2241	18	86	1
073911	**Petroleum resins, in primary forms**	**882811**	**7296**	**766224**	**6265**
	Belgium	23237	190	19197	157
	China People'S Republic (P.R)	597483	4942	569494	4658
	France	1107	9		
	Germany	27408	228	17731	145
	India	67882	561	51383	421
	Indonesia	7775	64	123	1
	Italy	181	2		
	Japan	11706	97	968	8
	Korea, Republic Of	9409	77	17797	145
	Malaysia	1150	9	7572	62
	Pakistan	258	2	465	4
	Singapore	4304	35	5025	41

Import payments by commodities/countries Table-3.1 (Contd.)
(Four digit level HS code)

(First two digit section, second two digit chapter and last two digit indicate four digit level commodities)

(Amount in thousand)

HS Code - Commodities/Countries		2024 - 2025		2025 - 2026	
		Amount (BDT)	Amount (USD)	Amount (BDT)	Amount (USD)
	Spain	1302	11		
	Sri Lanka	858	7		
	Switzerland			347	3
	Taiwan: Province Of China	64833	535	66817	546
	Thailand	31986	262	2111	17
	Turkey	880	7	216	2
	United Kingdom (UK)	481	4	39	0
	United States of America (USA)	13963	115	913	7
	Viet Nam	16607	137	6027	49
073912	**Cellulose & chemical dertives in primary**	**5205783**	**43140**	**5248310**	**42903**
	Belgium	369744	3055	155690	1273
	Canada	582	5		
	China People'S Republic (P.R)	1330011	11004	1431619	11701
	Finland	138462	1143	90942	744
	France	126597	1047	116920	955
	Germany	259316	2157	297193	2431
	Iceland	84	1		
	India	711075	5903	796992	6516
	Indonesia	3321	27	17180	141
	Ireland	186092	1541	165092	1350
	Italy	2879	24	24077	197
	Japan	197169	1634	197285	1613
	Korea, Republic Of	42905	356	12847	105
	Malaysia			56	0
	Mexico	281	2		
	Netherlands	150198	1247	106733	873
	Singapore	4319	35	75845	619
	Spain	9126	75	722	6
	Sri Lanka	983	8		
	Sweden	4568	38	2446	20
	Switzerland	459	4	952	8
	Taiwan: Province Of China	770653	6396	786094	6427
	Thailand	44767	371	24597	201
	Turkey	83544	688	186137	1522
	United Arab Emirates (UAE)	7141	61	7962	65
	United States of America (USA)	761508	6320	749647	6126
	Viet Nam			1281	10
073913	**Natural polymers, in primary forms**	**2330680**	**19274**	**2784126**	**22763**
	Australia			16	0
	Austria	13234	112	334	3
	Canada	15844	131	20591	168
	China People'S Republic (P.R)	1145400	9475	1374458	11237
	Czech Republic			75	1
	Denmark	7942	66	9439	77
	Egypt	20738	171	19311	158
	France	137045	1132	78943	646
	Germany	96268	799	88992	727
	Honduras	59933	494	179839	1473

Import payments by commodities/countries Table-3.1 (Contd.)
(Four digit level HS code)

(First two digit section, second two digit chapter and last two digit indicate four digit level commodities)

(Amount in thousand)

HS Code - Commodities/Countries		2024 - 2025		2025 - 2026	
		Amount (BDT)	Amount (USD)	Amount (BDT)	Amount (USD)
	Hong Kong: Sar Of China			58	0
	India	86162	715	130393	1067
	Indonesia			7967	65
	Italy	6731	55		
	Japan	514723	4251	627849	5133
	Korea, Republic Of	69	1	255	2
	Norway	73967	609	107488	878
	Switzerland	38930	324	32702	267
	Taiwan: Province Of China	10	0		
	Thailand	2306	19	546	4
	Turkey	2284	19		
	United Kingdom (UK)	16884	139	6875	56
	United States of America (USA)	92208	763	97995	799
	Viet Nam	2	0		
073914	**Ion-exchangers based polymr primay**	**921064**	**7618**	**1194448**	**9769**
	China People'S Republic (P.R)	763682	6315	1038545	8493
	France	15098	124	41265	338
	Germany	12237	101	16443	134
	Hong Kong: Sar Of China			1493	12
	India	69537	579	75466	617
	Italy	15265	125		
	Japan	3508	29		
	Korea, Republic Of	34543	286	13792	113
	Saudi Arabia			5352	44
	Singapore	20	0		
	Switzerland	33	0		
	Taiwan: Province Of China	5778	47		
	Turkey	1363	11	2092	17
073915	**Waste,parings & scrap or plastic**	**433504**	**3591**	**290311**	**2372**
	Australia	7373	60	1360	11
	Canada	73044	604	73432	600
	China People'S Republic (P.R)	64026	533	18720	153
	Fiji	19452	160		
	Germany	176	1		
	Hong Kong: Sar Of China	12054	100		
	Japan	799	7	1583	13
	Korea, Republic Of	5775	49	5852	48
	Malaysia	32361	269	37365	306
	Malta	2177	18	6161	50
	Mauritius	1507	13		
	New Zealand	57951	480	36526	298
	Pakistan	34119	283	69434	567
	South Africa			2488	20
	Taiwan: Province Of China			6707	55
	Thailand			4078	33
	United Arab Emirates (UAE)			4247	35

Import payments by commodities/countries Table-3.1 (Contd.)
(Four digit level HS code)

(First two digit section, second two digit chapter and last two digit indicate four digit level commodities)

(Amount in thousand)

HS Code - Commodities/Countries		2024 - 2025		2025 - 2026	
		Amount (BDT)	Amount (USD)	Amount (BDT)	Amount (USD)
	United Kingdom (UK)	49493	408		
	United States of America (USA)	73197	605	22357	182
073916	**Monofilament , of plastics**	**412427**	**3414**	**679486**	**5554**
	Austria	1520	13	60	0
	China People'S Republic (P.R)	150858	1250	443586	3625
	Czech Republic	35	0		
	Germany	829	7	837	7
	Hong Kong: Sar Of China	1016	8	820	7
	India	206606	1711	218342	1785
	Italy	33351	274	967	8
	Japan	3081	25		
	Korea, Republic Of			44	0
	Sweden	3245	27		
	Taiwan: Province Of China			25	0
	Turkey	11064	92	11251	92
	United States of America (USA)	605	5	127	1
	Viet Nam	216	2	3427	28
073917	**Tube, pipe & hoses etc of plastics**	**3769106**	**31329**	**2443077**	**19979**
	Albania			587	5
	Australia	518	4	359	3
	Austria	1799	15	411	3
	Belgium	907	7	622	5
	Brazil			45	0
	Bulgaria	11	0		
	Canada	193	2		
	China People'S Republic (P.R)	1968701	16310	1732538	14165
	Costa Rica			807	7
	Czech Republic	2568	21	14	0
	Denmark	792	7	3300	27
	Estonia	3	0	8	0
	Finland	4658	38	445	4
	France	2590	21	1610	13
	Germany	49467	408	72127	590
	Greece			53	0
	Hong Kong: Sar Of China	3283	27	4375	36
	Hungary	8	0	49	0
	India	225923	1881	183299	1498
	Indonesia	1473	12	629	5
	Int. Bodies (Eu)			16	0
	Ireland	250	2	24	0
	Italy	333931	2762	310046	2538
	Japan	11695	97	4234	35
	Kazakhstan	260	2	2394	20
	Korea, Republic Of	972381	8150	11669	95
	Lithuania	56	0		
	Luxembourg			16	0
	Malaysia	2327	20	14070	115
	Mexico	2682	22	390	3

Import payments by commodities/countries Table-3.1 (Contd.)
(Four digit level HS code)

(First two digit section, second two digit chapter and last two digit indicate four digit level commodities)

(Amount in thousand)

HS Code - Commodities/Countries		2024 - 2025		2025 - 2026	
		Amount (BDT)	Amount (USD)	Amount (BDT)	Amount (USD)
	Netherlands	1159	9	2841	23
	New Zealand	974	8	2684	22
	Norway	553	5	1665	14
	Pakistan	34	0		
	Poland	126	1	727	6
	Romania	31	0	10	0
	Singapore	631	5	410	3
	Slovakia			130	1
	Slovenia	892	7		
	Spain	15288	127	8537	70
	Sri Lanka	260	2	366	3
	Sweden	691	6	2893	24
	Switzerland	53	0	924	8
	Taiwan: Province Of China	40767	336	25682	210
	Thailand	9236	77	4	0
	Turkey	50697	429	8282	68
	United Arab Emirates (UAE)	72	1		
	United Kingdom (UK)	48214	396	24127	197
	United States of America (USA)	10981	91	19112	156
	Viet Nam	1971	16	545	4
073918	**Floor coverings of plastics**	**145218**	**1202**	**116865**	**955**
	Australia	833	7		
	China People'S Republic (P.R)	97574	808	99463	813
	Germany	2798	23	12	0
	Hong Kong: Sar Of China	1004	9		
	India	4514	37	4395	36
	Japan	132	1		
	Korea, Republic Of	1861	15		
	Luxembourg			955	8
	Malaysia	1706	14		
	Saudi Arabia			1	0
	Spain	1897	16	416	3
	Sweden	27368	225	3777	31
	Taiwan: Province Of China	132	1	493	4
	Thailand	1413	12	1417	12
	Turkey	2614	22	664	5
	United Kingdom (UK)			5251	43
	United States of America (USA)	1372	11	19	0
073919	**Self-adhesive, plates, sheets etc of plastics**	**13624870**	**112777**	**13067443**	**106845**
	Austria	1115	9		
	Belgium	105199	869	115733	947
	Bulgaria	23	0		
	Cambodia	3007	25		
	Canada	200	2		
	Chile	175	1	1360	11
	China People'S Republic (P.R)	8188443	67794	7717170	63111

Import payments by commodities/countries Table-3.1 (Contd.)
(Four digit level HS code)

(First two digit section, second two digit chapter and last two digit indicate four digit level commodities)

(Amount in thousand)

HS Code - Commodities/Countries		2024 - 2025		2025 - 2026	
		Amount (BDT)	Amount (USD)	Amount (BDT)	Amount (USD)
	Czech Republic	311	3	757	6
	Finland	3586	29		
	France	333	3	109	1
	Germany	159199	1324	100886	825
	Hong Kong: Sar Of China	367753	3046	215206	1759
	India	2831476	23391	3013591	24629
	Indonesia	93412	779	39589	324
	Ireland			37	0
	Italy	18881	156	112870	923
	Japan	83353	687	118559	969
	Kazakhstan	88	1		
	Korea, Republic Of	328116	2734	199350	1631
	Luxembourg			12	0
	Malaysia	446714	3696	166474	1359
	Netherlands	48330	398	113084	923
	New Zealand			92918	762
	Oman			5602	46
	Pakistan	49502	411	21443	175
	Philippines	0	0		
	Poland	46	0	171	1
	Portugal	56	0		
	Romania			16	0
	Saudi Arabia	21497	182		
	Singapore	16589	138	4961	41
	Slovenia			2	0
	Spain	737	6	2099	17
	Sri Lanka	18947	156	11110	91
	Switzerland	459	4	20	0
	Taiwan: Province Of China	276012	2285	411097	3360
	Thailand	34711	288	11911	97
	Turkey	3921	32	7110	58
	United Arab Emirates (UAE)	2587	21	9351	76
	United Kingdom (UK)	22155	183	14385	118
	United States of America (USA)	407723	3376	339680	2778
	Viet Nam	90214	747	220779	1805
073920	**Other plates,sheets,etc of plastic, non-cellular**	**20399685**	**168736**	**21200788**	**173335**
	Argentina			209276	1705
	Australia	18470	157	97	1
	Austria	577	5	9	0
	Bahrain	2277	19	2232	18
	Belgium	12498	102	1446	12
	Cambodia	8100	67	1167	10
	Cameroon			467	4
	Canada			5286	43
	Chile			4876	40
	China People'S Republic (P.R)	11989304	99131	13106938	107174
	Denmark	174	1	346	3

Import payments by commodities/countries Table-3.1 (Contd.)
(Four digit level HS code)

(First two digit section, second two digit chapter and last two digit indicate four digit level commodities)

(Amount in thousand)

HS Code - Commodities/Countries		2024 - 2025		2025 - 2026	
		Amount (BDT)	Amount (USD)	Amount (BDT)	Amount (USD)
	Egypt			461	4
	Finland			5	0
	France	18081	152	16926	138
	Germany	85396	707	248976	2036
	Greece	28	0		
	Hong Kong: Sar Of China	370282	3059	307837	2517
	India	3796961	31407	3199755	26155
	Indonesia	275532	2283	193108	1579
	Italy	76220	626	57376	469
	Japan	174854	1448	325406	2660
	Korea, Republic Of	505309	4182	453977	3709
	Lithuania	1242	10	4001	33
	Malaysia	751885	6237	653222	5342
	Netherlands	28205	233	19112	156
	New Zealand	17639	145		
	Norway			133	1
	Oman	5899	50		
	Pakistan	1915	16	5970	49
	Philippines			1190	10
	Poland	2027	17	1722	14
	Portugal	2775	23	7266	59
	Qatar	983	8	20816	171
	Romania			186	2
	Saudi Arabia	14237	117	1588	13
	Singapore	17649	147	15546	127
	Spain	458	4		
	Sri Lanka	25625	213	44381	363
	Sweden	17453	145	4810	39
	Switzerland	6220	52	121503	996
	Taiwan: Province Of China	406496	3366	389891	3189
	Thailand	1020704	8430	1325395	10832
	Turkey	61286	506	9541	78
	United Arab Emirates (UAE)	145337	1203	114081	933
	United Kingdom (UK)	639	5	1445	12
	United States of America (USA)	286152	2368	187821	1537
	Viet Nam	250796	2099	135202	1104
073921	**Other Plates, sheets etc. of plastics**	**8643954**	**71530**	**9574912**	**78299**
	Australia	6021	51		
	Austria	476	4	23	0
	Belgium	492	4	425	3
	Bulgaria	236	2		
	China People'S Republic (P.R)	6154258	50942	6778613	55431
	Czech Republic	642	5	8207	67
	Finland	1134	9		
	France	608	5	860	7
	Germany	65896	543	20039	164
	Hong Kong: Sar Of China	68138	564	98513	806
	Hungary	287	2	62	1
	India	648176	5360	914728	7484

Import payments by commodities/countries Table-3.1 (Contd.)
(Four digit level HS code)

(First two digit section, second two digit chapter and last two digit indicate four digit level commodities)

(Amount in thousand)

HS Code - Commodities/Countries		2024 - 2025		2025 - 2026	
		Amount (BDT)	Amount (USD)	Amount (BDT)	Amount (USD)
	Indonesia	107170	885	43353	355
	Ireland	3	0		
	Italy	107502	888	89176	730
	Japan	231336	1910	168631	1378
	Kazakhstan	2072	17		
	Korea, Republic Of	804231	6662	920908	7530
	Lithuania	3742	31	1174	10
	Malaysia	18628	155	51876	424
	Mexico			53	0
	Oman	8393	69	5616	46
	Pakistan	1768	15		
	Philippines	1	0		
	Poland			18	0
	Portugal	5618	47	4	0
	Romania	34	0	2647	22
	Serbia	151	1		
	Singapore	3974	33	6537	53
	South Africa	673	6	689	6
	Spain	2036	17	4565	37
	Sri Lanka	50675	420	56659	463
	Sweden	1433	12	4092	34
	Switzerland	654	5	564	5
	Taiwan: Province Of China	135793	1111	105805	866
	Thailand	22248	187	53398	436
	Turkey	3806	32	2952	24
	United Arab Emirates (UAE)	6277	51	673	6
	United Kingdom (UK)	10113	84	111	1
	United States of America (USA)	59200	488	127711	1043
	Viet Nam	110059	911	106230	869
073922	**Baths,shower-baths, wash-basin etc.**	**738355**	**6094**	**607283**	**4965**
	China People'S Republic (P.R)	696307	5746	581652	4755
	Denmark			114	1
	France	733	6	17	0
	Germany	834	7	941	8
	Greece	26	0		
	Hong Kong: Sar Of China	600	5	64	1
	India	8295	69	7465	61
	Indonesia			33	0
	Italy	34	0	5	0
	Kazakhstan	70	1		
	Malaysia	15115	125	190	2
	Saudi Arabia			262	2
	Serbia	1168	10		
	Singapore			1086	9
	Spain	106	1	84	1
	Switzerland	93	1		
	Taiwan: Province Of China			414	3

Import payments by commodities/countries Table-3.1 (Contd.)
(Four digit level HS code)

(First two digit section, second two digit chapter and last two digit indicate four digit level commodities)

(Amount in thousand)

HS Code - Commodities/Countries		2024 - 2025		2025 - 2026	
		Amount (BDT)	Amount (USD)	Amount (BDT)	Amount (USD)
	Thailand	9191	76	3294	27
	Turkey	3	0	832	7
	United Arab Emirates (UAE)	5400	44	1091	9
	United States of America (USA)	306	3	9640	79
	Viet Nam	71	1	97	1
073923	**Artilces for the conveyance**	**6716257**	**55605**	**6319378**	**51667**
	Austria	36	0	25	0
	Belgium	8269	68	9049	74
	Canada	7194	60	16	0
	Chile	107	1	580	5
	China People'S Republic (P.R)	3252817	26924	3513557	28726
	Czech Republic	283	2		
	Denmark	91053	757	22719	186
	Egypt	59118	489	20820	170
	Finland	130	1		
	France	48764	407	62012	508
	Germany	125472	1036	285995	2337
	Greece			33	0
	Hong Kong: Sar Of China	127949	1061	104193	852
	Hungary			2534	21
	India	1001918	8299	851961	6967
	Indonesia	57015	471	35183	288
	Ireland	18	0	2676	22
	Italy	297173	2465	148178	1211
	Japan	64587	533	58900	482
	Korea, Republic Of	209684	1738	160354	1310
	Malaysia	68620	565	55127	452
	Netherlands	16591	136	5185	42
	Pakistan	181	2	76	1
	Poland	73932	611	39864	326
	Qatar			22	0
	Serbia			44	0
	Singapore	10845	90	3504	29
	Slovenia	19	0	464	4
	Spain	4277	36	56302	459
	Sri Lanka	229425	1898	49803	406
	Sweden			3751	31
	Switzerland	104	1	800	7
	Taiwan: Province Of China	525478	4345	461100	3770
	Thailand	52916	438	61525	504
	Turkey	55177	458	16058	131
	Ukraine	6838	56		
	United Arab Emirates (UAE)	852	7	3390	28
	United Kingdom (UK)	187737	1559	171884	1405
	United States of America (USA)	12796	106	32858	269
	Viet Nam	118882	983	78835	645
073924	**Tableware, kitchenware, of plastics**	**349186**	**2894**	**401374**	**3282**
	Australia			134	1
	Austria			2	0

Import payments by commodities/countries Table-3.1 (Contd.)
(Four digit level HS code)

(First two digit section, second two digit chapter and last two digit indicate four digit level commodities)

(Amount in thousand)

HS Code - Commodities/Countries		2024 - 2025		2025 - 2026	
		Amount (BDT)	Amount (USD)	Amount (BDT)	Amount (USD)
	Chad			180	1
	Chile			73	1
	China People'S Republic (P.R)	318569	2639	357195	2921
	Denmark	130	1		
	France	107	1	61	0
	Germany	407	3	234	2
	Hong Kong: Sar Of China	839	7	728	6
	India	13230	110	6888	56
	Indonesia	429	3	1674	14
	Italy	3	0	112	1
	Japan	55	0	175	1
	Korea, Republic Of	1183	10	664	5
	Malaysia			184	2
	Netherlands			75	1
	Pakistan	453	4	1168	10
	Portugal	0	0		
	Saudi Arabia			27	0
	Singapore	1090	9	4915	40
	South Africa			24	0
	Sri Lanka			62	1
	Switzerland	32	0	2	0
	Taiwan: Province Of China	729	6	5403	44
	Thailand	4771	40	20802	170
	Turkey	6536	54	120	1
	United Arab Emirates (UAE)	157	1	234	2
	United Kingdom (UK)	148	1	82	1
	United States of America (USA)	317	3	157	1
073925	**Builders' wares of plastics n.e.s**	**191952**	**1598**	**292097**	**2389**
	China People'S Republic (P.R)	144237	1203	241636	1976
	France	4707	39	208	2
	Germany	75	1	36	0
	India	18182	150	11637	95
	Italy	0	0	7251	59
	Japan			1201	10
	Kazakhstan	37	0		
	Korea, Republic Of	8964	75	12537	102
	Malaysia	7056	59	3534	29
	Poland	549	5	504	4
	Singapore	189	2		
	Taiwan: Province Of China			139	1
	Thailand	844	7		
	Turkey	193	2		
	United Kingdom (UK)	1534	13	8938	73
	United States of America (USA)			55	0
	Viet Nam	5385	44	4418	36
073926	**Other plastics & articles**	**14272095**	**118113**	**16232406**	**132716**
	Australia	381523	3159	250486	2049

Import payments by commodities/countries Table-3.1 (Contd.)
(Four digit level HS code)

(First two digit section, second two digit chapter and last two digit indicate four digit level commodities)

(Amount in thousand)

HS Code - Commodities/Countries	2024 - 2025		2025 - 2026	
	Amount (BDT)	Amount (USD)	Amount (BDT)	Amount (USD)
Austria	5265	44	5347	44
Belgium	34385	283	46451	380
Bosnia And Herzegovina	17	0		
Brazil	148	1	46	0
Bulgaria	428	4	2	0
Cambodia			34726	284
Canada	18427	153	7787	64
Chad	740	6	94	1
Chile	403	3	206	2
China People'S Republic (P.R)	9670970	80034	10876692	88927
Czech Republic	1774	15	3525	29
Denmark	11476	95	9176	75
Egypt			6219	51
Estonia	576	5	380	3
Finland	1255	10	2021	17
France	33402	276	70878	579
Germany	375975	3115	301862	2469
Greece			1	0
Hong Kong: Sar Of China	484861	4028	245426	2007
Hungary	25653	212	5803	47
India	536348	4433	542347	4434
Indonesia	4178	34	11671	95
Ireland	2212	18	696	6
Italy	299141	2478	193284	1581
Japan	108357	897	203668	1665
Kazakhstan			58	0
Korea, Republic Of	129417	1073	253032	2071
Laos People'S Democratic Republic	30	0		
Lithuania	103	1	200	2
Luxembourg			161	1
Malaysia	70329	584	57491	471
Malta	235	2	66	1
Mexico	178	1	456	4
Morocco	74275	615	30233	247
Netherlands	107877	891	135417	1107
New Zealand	412	3	363	3
Norway	1239	10	53787	442
Pakistan	4916	41	1272	10
Philippines	2052	17	1621	13
Poland	6188	51	16606	136
Portugal	3711	30	1485	12
Romania	82	1	1406	11
Saudi Arabia	13377	110	1	0
Serbia			29	0
Singapore	5736	48	59374	484
Slovakia	176	1	11	0
Slovenia	146	1	227	2
Spain	11815	97	23143	189
Sri Lanka	116266	963	105005	859
Sweden	2116	17	6231	51

(First two digit section, second two digit chapter and last two digit indicate four digit level commodities)

(Amount in thousand)

HS Code - Commodities/Countries	2024 - 2025		2025 - 2026	
	Amount (BDT)	Amount (USD)	Amount (BDT)	Amount (USD)
Switzerland	5979	49	11855	97
Taiwan: Province Of China	179810	1485	247592	2025
Thailand	64690	534	54414	445
Tunisia			2879	24
Turkey	578152	4788	986823	8069
Ukraine	163	1		
United Arab Emirates (UAE)	349	3	9490	77
United Kingdom (UK)	298717	2473	385838	3155
United States of America (USA)	412394	3399	627978	5129
Viet Nam	183650	1516	339070	2771
073926 other articles of plastics and articles of other materials of heading Nos. 39.01 to 39.14	**90576**	**751**	**108998**	**892**
China People'S Republic (P.R)	40495	335	62461	511
Czech Republic	416	3		
Denmark			151	1
France	418	3		
Germany	13039	107	7737	63
Hong Kong: Sar Of China	38	0	8	0
India	19578	164	31301	256
Indonesia	62	1		
Ireland	356	3		
Italy			1211	10
Japan	1053	9	112	1
Korea, Republic Of	5758	49	6	0
Malaysia			53	0
Poland			112	1
Singapore	1982	16		
Switzerland	1597	13	564	5
Taiwan: Province Of China			35	0
Thailand	1333	11		
Turkey	722	6	902	7
United Arab Emirates (UAE)	3674	30	3939	32
United Kingdom (UK)	5	0	406	3
United States of America (USA)	24	0		
Viet Nam	27	0		
074000 Rubber and articles thereof	**48701744**	**403110**	**49780035**	**407068**
074001 Natural rubber, balata etc.	**1139015**	**9462**	**1444424**	**11815**
Cambodia	65489	538		
China People'S Republic (P.R)	81300	679	67455	552
Cote D'Ivoire	36348	299	244015	1994
Hong Kong: Sar Of China	14	0		
India	15615	129	1750	14
Japan	51	0	48391	394
Korea, Republic Of	1632	14	1563	13
Malaysia	89826	761	841	7
Myanmar	32951	278	115455	942

Import payments by commodities/countries Table-3.1 (Contd.)
(Four digit level HS code)

(First two digit section, second two digit chapter and last two digit indicate four digit level commodities)

(Amount in thousand)

HS Code - Commodities/Countries		2024 - 2025		2025 - 2026	
		Amount (BDT)	Amount (USD)	Amount (BDT)	Amount (USD)
	Sri Lanka			7604	62
	Taiwan: Province Of China	4	0	693	6
	Thailand	143964	1182	415102	3398
	Turkey			567	5
	Viet Nam	671819	5581	540989	4428
074002	**Synthetic rub/factice deriv from oil**	**6543140**	**54115**	**6947895**	**56806**
	Belgium	19224	160		
	China People'S Republic (P.R)	2079634	17175	2945327	24072
	Denmark			752	6
	France	8941	74	7033	58
	Germany	81681	680	66923	547
	Hong Kong: Sar Of China	432	4	34972	285
	India	1117917	9221	1154902	9449
	Indonesia	4555	38	2281	19
	Italy	6216	51	6162	50
	Japan	378823	3150	225773	1849
	Korea, Republic Of	863831	7156	826532	6759
	Malaysia	81612	675	115734	946
	Mexico			6168	50
	Netherlands	39	0		
	Russian Federation	6	0		
	Saudi Arabia	137289	1138	38946	318
	Singapore	16273	135	23265	190
	South Africa	3752	32		
	Spain	299	2	241	2
	Sri Lanka	6577	55	250	2
	Taiwan: Province Of China	1553331	12860	1245557	10181
	Thailand	36837	304	48091	394
	Turkey	51957	426	74975	613
	United Arab Emirates (UAE)	20641	172	73780	604
	United Kingdom (UK)			0	0
	United States of America (USA)	25416	211	37291	305
	Viet Nam	47858	396	12942	106
074003	**Reclaimed rub in primary form**	**179400**	**1483**	**295728**	**2418**
	China People'S Republic (P.R)	59509	492	96504	789
	India	119067	984	190452	1558
	Malaysia			167	1
	Nepal			8380	68
	Oman			225	2
	United States of America (USA)	824	7		
074004	**Waste, parings & srap etc. of rubber**	**9708**	**80**	**17038**	**139**
	China People'S Republic (P.R)	1823	15	4782	39
	Germany	88	1		
	India	7797	65	12256	100
074005	**Compound rubber, in primry form**	**404441**	**3334**	**593457**	**4854**
	China People'S Republic (P.R)	261030	2154	342780	2803
	Czech Republic	21	0		

Import payments by commodities/countries Table-3.1 (Contd.)
(Four digit level HS code)

(First two digit section, second two digit chapter and last two digit indicate four digit level commodities)

(Amount in thousand)

HS Code - Commodities/Countries		2024 - 2025		2025 - 2026	
		Amount (BDT)	Amount (USD)	Amount (BDT)	Amount (USD)
	France			52	0
	Germany	22	0	2942	24
	India	68154	562	81898	669
	Ireland	12034	99		
	Italy	2500	21	1420	12
	Japan	17766	145	694	6
	Korea, Republic Of	5862	49	6185	51
	Pakistan			402	3
	Poland	958	8	1558	13
	Romania	20619	171	115482	945
	Switzerland			905	7
	Taiwan: Province Of China	6844	56	6710	55
	United Arab Emirates (UAE)			165	1
	United Kingdom (UK)	7037	58	14665	120
	United States of America (USA)			272	2
	Viet Nam	1595	13	17329	142
074006	**Other forms & article of rubber**	**55970**	**462**	**23968**	**196**
	China People'S Republic (P.R)	18677	154	8425	69
	Germany	299	2	311	3
	Hong Kong: Sar Of China	1268	10		
	India	21317	177	490	4
	Italy	3912	33	3078	25
	Japan	941	8	831	7
	Korea, Republic Of	255	2	3471	28
	Mexico			6	0
	Pakistan	3575	29		
	Poland	1105	9		
	Portugal	2	0		
	Switzerland	26	0		
	Taiwan: Province Of China	2279	19	5895	48
	United Kingdom (UK)	2315	19	1462	12
074007	**Vulcanised rubber thread & cord**	**4177162**	**34558**	**3721639**	**30434**
	Austria	30	0		
	Belgium	6	0		
	Canada	876	7		
	China People'S Republic (P.R)	301734	2488	410230	3354
	Germany	28	0	2	0
	Hong Kong: Sar Of China	124	1	5585	46
	India	50107	416	134168	1095
	Korea, Republic Of	1219	10	10614	87
	Malaysia	3314255	27413	2846206	23280
	Poland	87	1		
	Taiwan: Province Of China	435	4		
	Thailand	508259	4217	297935	2434
	United States of America (USA)			12363	101
	Viet Nam			4535	37

Import payments by commodities/countries Table-3.1 (Contd.)
(Four digit level HS code)

(First two digit section, second two digit chapter and last two digit indicate four digit level commodities)

(Amount in thousand)

HS Code - Commodities/Countries		2024 - 2025		2025 - 2026	
		Amount (BDT)	Amount (USD)	Amount (BDT)	Amount (USD)
074008	**Plates, sheets etc. of vulcan rubber**	**466567**	**3865**	**415296**	**3395**
	Belgium			20	0
	China People'S Republic (P.R)	255267	2113	291048	2379
	France	1	0		
	Germany	7582	63	9493	77
	Hong Kong: Sar Of China	997	8	24	0
	India	98269	815	66494	544
	Indonesia	1731	15		
	Italy	1634	13	504	4
	Japan	29758	248	1479	12
	Korea, Republic Of	7711	64	13589	111
	Malaysia	23390	192	14150	116
	Myanmar			1009	8
	Singapore	2618	21		
	Slovenia	1663	14		
	Spain	1874	16	224	2
	Sri Lanka	1693	14	1089	9
	Switzerland	71	1		
	Taiwan: Province Of China	21933	181	5196	43
	Thailand	3744	31	1693	14
	Turkey	3315	27		
	Ukraine			5	0
	United Kingdom (UK)	610	5	1791	15
	United States of America (USA)	456	4		
	Viet Nam	2249	19	7490	61
074009	**Tubes pipes & hoses etc.**	**516943**	**4272**	**887811**	**7266**
	Austria	4827	40	4156	34
	Belarussia	382	3		
	Belgium	5529	46	16441	134
	Bosnia And Herzegovina			0	0
	Brazil	25	0		
	Canada	1365	11	1059	9
	China People'S Republic (P.R)	197765	1638	221314	1810
	Czech Republic	3045	25	698	6
	Denmark	992	8	526	4
	Finland			233	2
	France	1193	10	993	8
	Germany	28452	235	57272	468
	Hong Kong: Sar Of China	2211	18	1542	13
	Hungary	6	0	312	3
	India	140355	1161	155021	1268
	Indonesia	40777	332	25434	208
	Italy	9134	76	191928	1577
	Japan	6798	57	8080	66
	Kazakhstan	32	0		
	Korea, Republic Of	5155	43	5383	44
	Latvia	9	0		

Import payments by commodities/countries Table-3.1 (Contd.)
(Four digit level HS code)

(First two digit section, second two digit chapter and last two digit indicate four digit level commodities)

(Amount in thousand)

HS Code - Commodities/Countries		2024 - 2025		2025 - 2026	
		Amount (BDT)	Amount (USD)	Amount (BDT)	Amount (USD)
	Luxembourg	30	0		
	Malaysia	32777	271	43479	355
	Mexico			615	5
	Netherlands	988	8	712	6
	Norway	279	2	797	7
	Pakistan			114	1
	Poland	93	1	173	1
	Romania	6	0	0	0
	Singapore	2014	17	3731	30
	Slovenia			2	0
	Spain	3619	30	1848	15
	Sri Lanka	3859	32		
	Sweden	19	0	636	5
	Switzerland	1227	10	31005	253
	Taiwan: Province Of China	376	3	783	6
	Thailand	1366	11	2026	17
	Turkey	1259	10	69382	567
	United Arab Emirates (UAE)	4849	40	24114	198
	United Kingdom (UK)	11504	95	10572	86
	United States of America (USA)	3870	32	5446	45
	Viet Nam	759	6	1985	16
074010	**Conveyor/transmisions belts of rub**	**1657958**	**13715**	**1947162**	**15917**
	Austria	771	6	18330	149
	Belgium	565	5	473	4
	Brazil	88	1		
	Bulgaria	95	1		
	China People'S Republic (P.R)	936471	7734	1267739	10365
	Czech Republic	2225	18	1040	9
	Denmark	431	4	73	1
	Estonia	26	0		
	Finland			194	2
	France	32819	272	16767	137
	Germany	117989	977	69399	567
	Hong Kong: Sar Of China	3287	27	2185	18
	Hungary	1268	10	4592	38
	India	139226	1151	267514	2184
	Indonesia	12872	106	18276	149
	Ireland	433	4	3751	31
	Italy	114944	960	54189	443
	Japan	45534	377	21595	177
	Korea, Republic Of	32444	268	23942	196
	Malaysia	335	3	2541	21
	Mexico	59	0	315	3
	Namibia			79	1
	Netherlands	2645	22	6668	54
	Pakistan	120	1	742	6
	Philippines	42	0		
	Poland	716	6	4811	39
	Portugal	521	4		

Import payments by commodities/countries Table-3.1 (Contd.)
(Four digit level HS code)

(First two digit section, second two digit chapter and last two digit indicate four digit level commodities)

(Amount in thousand)

HS Code - Commodities/Countries		2024 - 2025		2025 - 2026	
		Amount (BDT)	Amount (USD)	Amount (BDT)	Amount (USD)
	Romania	4845	40	2153	18
	Serbia			4	0
	Singapore	7589	63	662	5
	Slovakia	344	3		
	Slovenia	39	0	71	1
	Spain	3878	32	1862	15
	Sri Lanka	32	0		
	Sweden	6272	53	1133	9
	Switzerland	15606	129	8479	69
	Taiwan: Province Of China	26318	217	25111	205
	Thailand	10070	83	8292	68
	Turkey	4157	34	3874	32
	United Arab Emirates (UAE)	535	4	52	0
	United Kingdom (UK)	7977	66	4228	35
	United States of America (USA)	123435	1023	104762	857
	Viet Nam	933	8	1266	10
074011	**New pneumatic tyres, of rubber**	**20004189**	**165582**	**20631356**	**168704**
	Brazil	2496	21	3323	27
	Cambodia	4319	36	3069	25
	Canada			775	6
	China People'S Republic (P.R)	6232068	51598	6188033	50603
	Czech Republic	1331	11	1253	10
	Egypt	2082	17		
	France	87	1	302	2
	Germany	1321	11	22953	187
	Hong Kong: Sar Of China	9830	82	5265	43
	India	10489858	86796	10754367	87934
	Indonesia	584244	4841	695892	5692
	Italy	23153	191	1229	10
	Japan	662027	5492	701653	5737
	Korea, Republic Of	20186	169	16723	137
	Malaysia			2256	18
	Netherlands	38	0		
	Pakistan	6914	57	4697	38
	Philippines	24515	202		
	Poland	17	0	959	8
	Romania	27	0	2604	21
	Singapore	5088	42	11070	90
	Spain	853	7	6720	55
	Sri Lanka	13944	114	6921	57
	Taiwan: Province Of China	161081	1342	172531	1411
	Thailand	1170988	9685	1357604	11101
	Turkey	1392	12	429	4
	United Arab Emirates (UAE)	2181	18	18922	154
	United Kingdom (UK)			583	5
	United States of America (USA)	3841	32	1521	12
	Viet Nam	580307	4804	649703	5314
074011	**New pneumatic tyres,of rubber**	**1064269**	**8815**	**1323296**	**10825**
	Canada			881	7

Import payments by commodities/countries Table-3.1 (Contd.)
(Four digit level HS code)

(First two digit section, second two digit chapter and last two digit indicate four digit level commodities)

(Amount in thousand)

HS Code - Commodities/Countries		2024 - 2025		2025 - 2026	
		Amount (BDT)	Amount (USD)	Amount (BDT)	Amount (USD)
	China People'S Republic (P.R)	127520	1055	280870	2295
	France	668	5	958	8
	Hong Kong: Sar Of China	3	0		
	India	885851	7339	988911	8092
	Indonesia	1516	12	3391	28
	Japan	7001	58	6327	52
	Korea, Republic Of	292	2	122	1
	Malaysia	77	1	3087	25
	Pakistan	3526	29	3236	27
	Sri Lanka	18764	154	910	7
	Taiwan: Province Of China	2660	22	17	0
	Thailand	24	0		
	Turkey	12402	103	31941	262
	Viet Nam	3963	33	2644	22
074012	**Retreaded/use pneumatic tyres**	**2665163**	**22203**	**367714**	**3014**
	China People'S Republic (P.R)	6430	53	15962	130
	Czech Republic			226591	1861
	India	40371	333	49246	403
	Italy			1	0
	Korea, Republic Of	9032	75	3893	32
	Luxembourg			2942	24
	Malaysia	3475	29	3165	26
	Sri Lanka	38139	315	61682	504
	Taiwan: Province Of China	811	7	3459	28
	Thailand	3313	28		
	Turkey	2563564	21363	392	3
	United States of America (USA)			381	3
	Viet Nam	29	0		
074013	**Inner tubes, of rubber**	**209020**	**1728**	**331755**	**2713**
	Chile	177	1		
	China People'S Republic (P.R)	62146	514	128196	1048
	Germany	1802	15	7004	57
	Hong Kong: Sar Of China	7	0		
	India	59771	495	82230	673
	Indonesia	439	4	3790	31
	Italy	222	2	41	0
	Japan			0	0
	Sri Lanka	2036	17	15749	129
	Taiwan: Province Of China	0	0	442	4
	Thailand	8582	71	33684	276
	Turkey			8	0
	Viet Nam	73837	609	60609	496
074014	**Hygienic/pharmaceutical articles of rub**	**959358**	**7953**	**908264**	**7430**
	Belgium			273	2
	China People'S Republic (P.R)	324718	2702	272267	2227
	Denmark	2563	21	8983	73
	France	32098	265	19553	160
	Germany	112	1	391	3

Import payments by commodities/countries Table-3.1 (Contd.)
(Four digit level HS code)

(First two digit section, second two digit chapter and last two digit indicate four digit level commodities)

(Amount in thousand)

HS Code - Commodities/Countries		2024 - 2025		2025 - 2026	
		Amount (BDT)	Amount (USD)	Amount (BDT)	Amount (USD)
	India	136234	1133	247682	2028
	Italy	323	3		
	Japan	8318	68	18	0
	Malaysia	198559	1644	135694	1110
	Poland	2808	23	13036	107
	Singapore	34613	288	16819	138
	Taiwan: Province Of China	305	2	668	5
	Thailand	872	7	771	6
	United Arab Emirates (UAE)			4878	40
	United States of America (USA)	185	2	10363	85
	Viet Nam	217652	1794	176867	1445
074015	**Articles of apparel & clothing accessories etc.**	**2089234**	**17268**	**1938278**	**15846**
	Austria			1616	13
	Barbados	70	1		
	Chile	13	0		
	China People'S Republic (P.R)	779815	6472	557896	4560
	France			1799	15
	Germany	7262	60	1848	15
	Hong Kong: Sar Of China	72207	596	43311	354
	India	152708	1263	243218	1988
	Indonesia	86	1	2105	17
	Japan	3429	29	6933	56
	Korea, Republic Of	21382	177	34209	280
	Malaysia	478549	3965	619283	5064
	Netherlands	263820	2147	168576	1378
	Pakistan			98	1
	Singapore			45	0
	Spain	76	1	29	0
	Sri Lanka	38788	322	31786	260
	Switzerland			2	0
	Taiwan: Province Of China	5043	42	2825	23
	Thailand	259577	2139	208700	1706
	Turkey	2004	16	2147	18
	United Kingdom (UK)	680	6		
	United States of America (USA)	1789	15	2304	19
	Viet Nam	1937	16	9547	78
074016	**Other articles of vulcanised rubber**	**6423157**	**53061**	**7915861**	**64730**
	Albania			979	8
	Australia	36	0	2282	19
	Austria	8886	74	11364	93
	Belgium	109432	908	66359	543
	Bosnia And Herzegovina	2946	25		
	Brazil	1017	8	142	1
	Bulgaria	22	0	80	1
	Canada	1167	10	421	3
	Chile	41	0		
	China People'S Republic (P.R)	2205569	18234	2650781	21675
	Colombia	1	0	49	0

Import payments by commodities/countries Table-3.1 (Contd.)
(Four digit level HS code)

(First two digit section, second two digit chapter and last two digit indicate four digit level commodities)

(Amount in thousand)

HS Code - Commodities/Countries		2024 - 2025		2025 - 2026	
		Amount (BDT)	Amount (USD)	Amount (BDT)	Amount (USD)
	Croatia	70	1		
	Czech Republic	3833	32	2322	19
	Denmark	6943	57	38319	314
	Estonia	1094	9	2087	17
	Finland	14609	121	86852	710
	France	11058	91	45179	369
	Germany	395109	3264	565314	4623
	Greece			193	2
	Hong Kong: Sar Of China	68705	569	34711	284
	Hungary	2022	17	1691	14
	India	2426144	19987	2821206	23072
	Indonesia	6681	55	24690	202
	Int. Bodies (Eu)			202	2
	Ireland	316	3	423	3
	Italy	158816	1317	266808	2181
	Japan	76987	637	78980	646
	Korea, Republic Of	16262	135	26948	221
	Libyan Arab Jamahiriya	78	1		
	Luxembourg	31	0	69	1
	Malaysia	14390	119	14332	117
	Malta	38	0	162	1
	Mexico	8859	74	5642	46
	Myanmar			247	2
	Netherlands	30249	256	47412	388
	New Zealand	1	0		
	Norway	7446	61	1771	14
	Oman	1146	10		
	Pakistan	1407	12	7397	60
	Philippines	272	2	34	0
	Poland	12269	101	35667	292
	Portugal	1973	16	3248	27
	Romania	404	3	378	3
	Singapore	162320	1348	313082	2560
	Slovakia	260	2	681	6
	Slovenia	3907	33	1094	9
	Spain	8993	74	7166	59
	Sri Lanka	4411	37	25484	209
	Swaziland			40	0
	Sweden	3630	30	22668	185
	Switzerland	70154	584	65398	534
	Taiwan: Province Of China	45659	378	69681	569
	Thailand	122823	1017	134606	1100
	Turkey	67240	553	66323	543
	United Arab Emirates (UAE)	18528	153	38502	315
	United Kingdom (UK)	62128	513	45651	373
	United States of America (USA)	213926	1777	272211	2226
	Viet Nam	42849	354	8535	70
074017	**Hard rubber in all forms**	**137050**	**1153**	**69093**	**565**
	China People'S Republic (P.R)	51088	430	16124	132
	Germany	1359	11		

Import payments by commodities/countries Table-3.1 (Contd.)
(Four digit level HS code)

(First two digit section, second two digit chapter and last two digit indicate four digit level commodities)

(Amount in thousand)

HS Code - Commodities/Countries		2024 - 2025		2025 - 2026	
		Amount (BDT)	Amount (USD)	Amount (BDT)	Amount (USD)
	Hong Kong: Sar Of China	25	0	459	4
	India	24699	205	30288	248
	Indonesia	1338	11	8504	69
	Italy	831	7	5486	45
	Japan	1857	15	745	6
	Korea, Republic Of			3644	30
	Netherlands	185	2	228	2
	Singapore	5	0		
	Switzerland	453	4	116	1
	Taiwan: Province Of China	1736	15	3372	28
	Thailand	5712	48	28	0
	Turkey			98	1
	Viet Nam	47762	405		
080000	**Raw Hides and Skins, Leather and Articles Thereof; Saddlery and Harness; Travel Goods, Handbags nad Similar Containers; Articles of Animal Gut**	**20097356**	**166283**	**25465531**	**208192**
084100	**Raw hides and skins and leather**	**17130215**	**141731**	**21757408**	**177878**
084101	**Raw hides & skins of bovine**	**41036**	**340**	**44460**	**363**
	Argentina	892	7	2300	19
	China People'S Republic (P.R)	22823	188	41298	337
	Italy	6163	51		
	Taiwan: Province Of China	9323	77	863	7
	Viet Nam	1834	15		
084102	**Raw skins sheep/lambs**			**1968**	**16**
	Brazil			14	0
	China People'S Republic (P.R)			1954	16
084103	**Other raw hides & skins**			**10678**	**87**
	Australia			3359	28
	China People'S Republic (P.R)			50	0
	Saudi Arabia			5655	46
	Thailand			1614	13
084104	**Tanned or crust hides & skins of bovine**	**2239142**	**18476**	**3102360**	**25360**
	Argentina	20788	173	43269	354
	Australia	217231	1806	229476	1874
	Austria			7198	59
	Brazil	973115	8039	750796	6145
	China People'S Republic (P.R)	328227	2691	905248	7398
	Egypt	117743	979	11030	90
	Ethiopia	1710	14		
	Hong Kong: Sar Of China	8431	70	155487	1268
	India	101724	831	39327	321
	Italy	98193	808	196943	1613
	Japan			149	1
	Kenya	47726	392	31500	258
	Korea, Republic Of	523	4	1313	11

Import payments by commodities/countries Table-3.1 (Contd.)
(Four digit level HS code)

(First two digit section, second two digit chapter and last two digit indicate four digit level commodities)

(Amount in thousand)

HS Code - Commodities/Countries		2024 - 2025		2025 - 2026	
		Amount (BDT)	Amount (USD)	Amount (BDT)	Amount (USD)
	Morocco			974	8
	Pakistan	9227	76	27975	229
	Philippines			6596	54
	Poland	1838	15	1172	10
	Portugal			3858	32
	Saudi Arabia	841	7		
	Spain	36	0	61623	503
	Sweden	152	1		
	Taiwan: Province Of China	2410	20	20126	165
	Thailand	91066	754	48554	397
	Turkey	115003	947	18618	152
	United States of America (USA)	11573	97	485935	3969
	Viet Nam	91587	751	55196	451
084105	**Tanned or crust hides & skins of sheep/lambs**	**66722**	**556**	**32206**	**263**
	China People'S Republic (P.R)	859	7	8919	73
	Kenya	53913	449	22574	184
	Pakistan	8853	74	624	5
	Russian Federation	2054	17		
	Turkey	1043	9		
	United Kingdom (UK)			89	1
084106	**Tanned or crust hides & skins of other animals**	**2181**	**18**		
	China People'S Republic (P.R)	2181	18		
084107	**Leather further prepared aft tann,of bovine**	**13838248**	**114544**	**17231592**	**140884**
	Argentina	109779	918	14416	118
	Australia	181	1	2590	21
	Bermuda			4630	38
	Brazil	38549	321	2589	21
	Cambodia	3172	26	39662	325
	China People'S Republic (P.R)	5198112	43057	6858431	56065
	Dominican Republic			1270	10
	Egypt	74826	621	72502	592
	France	526	4	1322	11
	Germany	7474	63	19399	158
	Hong Kong: Sar Of China	468890	3864	237954	1948
	India	719197	5942	879423	7190
	Indonesia	205	2	1950	16
	Italy	632103	5223	429855	3514
	Japan	76586	634	98959	809
	Korea, Republic Of	306132	2547	310840	2543
	Mexico			3103	25
	Netherlands	57717	477	9442	77
	Pakistan	606412	5022	453581	3711
	Poland	9348	78		
	Portugal	1807	15	3050	25
	Spain	26959	222	83124	679
	Taiwan: Province Of China	658836	5451	848742	6934

Import payments by commodities/countries Table-3.1 (Contd.)
(Four digit level HS code)

(First two digit section, second two digit chapter and last two digit indicate four digit level commodities)

(Amount in thousand)

HS Code - Commodities/Countries	2024 - 2025		2025 - 2026	
	Amount (BDT)	Amount (USD)	Amount (BDT)	Amount (USD)
Thailand	141405	1179	188017	1538
Tunisia	9373	77		
Turkey	50812	419	52377	429
Ukraine	100691	844	786	6
United Kingdom (UK)	20220	170	80846	660
United States of America (USA)			18252	149
Viet Nam	4518937	37367	6514480	53269
084112 Leather fur prepared aft tann, of sheep/lamb	**278690**	**2304**	**611416**	**4997**
China People'S Republic (P.R)	128583	1058	482339	3942
Hong Kong: Sar Of China			29927	245
India	71007	589	54877	449
Indonesia	6426	54	2091	17
Italy	2014	17	4936	40
Japan	2062	17	1632	13
Korea, Republic Of	311	3		
Pakistan	45313	374	26900	220
Spain	2161	18	2932	24
Thailand	20706	173	5775	47
Turkey	105	1		
Viet Nam			6	0
084113 Leatrer fur prepared aft tann, other animals	**444273**	**3674**	**400505**	**3274**
China People'S Republic (P.R)	249701	2062	210511	1721
Hong Kong: Sar Of China	295	2	4712	39
India	123779	1026	110361	902
Italy	7945	66	2752	22
Pakistan	46387	386	31546	258
Spain			109	1
Taiwan: Province Of China	29	0	747	6
United Kingdom (UK)			612	5
United States of America (USA)	16138	132	39155	320
084114 Chamois leather;patent leather	**60125**	**496**	**152866**	**1249**
China People'S Republic (P.R)	8832	73	12468	102
Japan	1395	12		
Korea, Republic Of	655	5	33	0
New Zealand	112	1		
Viet Nam	49131	405	140365	1147
084115 Composition leather with basis of leather fibre	**159798**	**1323**	**169357**	**1384**
China People'S Republic (P.R)	83673	694	33268	272
Hong Kong: Sar Of China			844	7
India	3183	26	812	7
Japan	3816	32	5400	44
Korea, Republic Of	45198	374	77892	637
United States of America (USA)	11502	95	5782	47
Viet Nam	12426	102	45359	370
084200 Articles of leather; saddlery and harness, travel goods, handbags and similar containers; articles of animal gut	**2859507**	**23663**	**3541092**	**28948**

Import payments by commodities/countries Table-3.1 (Contd.)
(Four digit level HS code)

(First two digit section, second two digit chapter and last two digit indicate four digit level commodities)

(Amount in thousand)

HS Code - Commodities/Countries		2024 - 2025		2025 - 2026	
		Amount (BDT)	Amount (USD)	Amount (BDT)	Amount (USD)
084201	**Saddlery & harness,any animal**	**1194**	**10**	**4057**	**33**
	China People'S Republic (P.R)	1194	10	3970	32
	India			87	1
084202	**Trunks, suit-case, vanity-case etc.**	**926649**	**7663**	**1081522**	**8843**
	Australia	15	0		
	Austria			18	0
	Belgium	92	1		
	Chile	583	5	22	0
	China People'S Republic (P.R)	875100	7236	1028551	8410
	France	21	0	7	0
	Germany	166	1	9	0
	Hong Kong: Sar Of China	8299	69	13595	111
	India	14515	120	9596	78
	Indonesia	17785	147	9849	81
	Italy	174	1	140	1
	Japan	1216	10	9485	78
	Korea, Republic Of	6	0		
	Malaysia	1321	11	1236	10
	New Zealand			112	1
	Oman			21	0
	Pakistan	694	6	1166	10
	Poland			122	1
	Portugal	137	1		
	Romania	3	0		
	Singapore	1	0	1080	9
	Spain			2524	21
	Taiwan: Province Of China	26	0		
	Thailand	309	3	393	3
	Turkey	4616	38	1001	8
	United Arab Emirates (UAE)	221	2	43	0
	United Kingdom (UK)	677	6	500	4
	United States of America (USA)	671	6	1570	13
	Viet Nam			484	4
084203	**Articles/ composition of leather**	**1822578**	**15086**	**2305971**	**18849**
	Belgium	641	5		
	Canada	5230	43	17226	141
	China People'S Republic (P.R)	1075763	8902	1227475	10031
	Germany	37687	312	18799	154
	Hong Kong: Sar Of China	102241	848	115623	946
	India	36984	306	21248	174
	Italy	68950	570	89902	735
	Japan	144	1	740	6
	Korea, Republic Of	12029	99	38302	313
	Malaysia	30	0		
	Mexico	1371	11	13456	110
	Netherlands	70	1		
	Pakistan	11150	93	30935	252

Import payments by commodities/countries Table-3.1 (Contd.)
(Four digit level HS code)

(First two digit section, second two digit chapter and last two digit indicate four digit level commodities)

(Amount in thousand)

HS Code - Commodities/Countries		2024 - 2025		2025 - 2026	
		Amount (BDT)	Amount (USD)	Amount (BDT)	Amount (USD)
	Poland	1637	14		
	Portugal	17497	144	77266	631
	Singapore	3	0		
	Spain	23954	199	42543	348
	Sri Lanka	1488	13	1217	10
	Taiwan: Province Of China	5067	43	687	6
	Thailand	5339	44	151	1
	Turkey	361640	2991	550668	4503
	United Kingdom (UK)			1645	13
	United States of America (USA)	37758	316	8404	69
	Viet Nam	15903	131	49684	406
084205	**Other articles/ composition of leather**	**97835**	**810**	**119090**	**974**
	Austria	17	0		
	Canada	475	4	149	1
	China People'S Republic (P.R)	59466	493	66258	541
	Germany	807	7	270	2
	Hong Kong: Sar Of China	5377	45	1887	15
	India	1785	15	875	7
	Italy	975	8		
	Korea, Republic Of	1004	8		
	Netherlands	27	0		
	Portugal			966	8
	Singapore			23	0
	Taiwan: Province Of China	548	5		
	Turkey	27053	222	43955	360
	United States of America (USA)	33	0		
	Viet Nam	269	2	4707	39
084206	**Articles of gut not silk-worm gut**	**11251**	**94**	**30451**	**249**
	China People'S Republic (P.R)	5906	50	9045	74
	India	187	2	1928	16
	Japan	3	0	2	0
	Malaysia	1	0		
	Taiwan: Province Of China			13965	114
	Turkey			177	1
	United States of America (USA)			1	0
	Viet Nam	5154	43	5332	44
084300	**Furskins and artificial fur, manufactures thereof**	**107635**	**889**	**167031**	**1366**
084302	**Tanned or dressed furskins heads, tails etc.**	**9836**	**82**	**55462**	**454**
	China People'S Republic (P.R)	7772	64	54211	444
	India	2063	17	1251	10
084303	**Articles of app & other article of furskin**	**7802**	**64**	**3417**	**28**
	China People'S Republic (P.R)	7802	64	3417	28
084304	**Artificial fur & articles thereof**	**89997**	**743**	**108152**	**884**
	China People'S Republic (P.R)	82168	678	106892	874
	Hong Kong: Sar Of China	2987	24		

Import payments by commodities/countries Table-3.1 (Contd.)
(Four digit level HS code)

(First two digit section, second two digit chapter and last two digit indicate four digit level commodities)

(Amount in thousand)

HS Code - Commodities/Countries	2024 - 2025		2025 - 2026	
	Amount (BDT)	Amount (USD)	Amount (BDT)	Amount (USD)
India	4299	36	592	5
Korea, Republic Of	544	5	668	5
090000 Wood and Articles of Wood; Wood Charcoal; Cork and Articles of Cork; Manufactures of Straw, of Esparto or Other Plaiting Materials; Basketware & Wickerwork	**8036621**	**66617**	**8066721**	**65965**
094400 Wood and articles of wood; wood charcoal	**8005431**	**66360**	**7963679**	**65123**
094401 Fuel wood, in log,in billet,etc	**904**	**8**	**550**	**5**
China People'S Republic (P.R)	635	5		
India	13	0		
Switzerland	256	2		
Viet Nam			550	5
094402 Wood charcoal	**16354**	**135**	**46495**	**381**
China People'S Republic (P.R)	14663	121	12184	99
Germany			33254	273
India	2	0	8	0
Indonesia	1690	14	1013	8
United Arab Emirates (UAE)			37	0
094403 Wood in the rough	**5667332**	**46996**	**5397711**	**44143**
Austria	21322	178	23016	188
Cameroon	1520845	12563	1364100	11175
Canada	1318	11		
Central African Republic	14389	120		
China People'S Republic (P.R)	11330	95	25685	210
Congo	501009	4202	114220	933
Cote D'Ivoire	8706	73	4338	36
Denmark			9820	80
Ecuador	4044	33	1346	11
Equatorial Guinea	88035	727	68492	560
Gabon	263198	2169	254028	2076
Ghana	420438	3488	278303	2276
Guinea	14492	119		
Hong Kong: Sar Of China	2269	19	35030	287
Liberia	2159746	17910	2803882	22914
Malaysia			39544	323
Myanmar	9088	77		
Nigeria	10238	85	15513	127
Panama	1456	12		
Singapore	125080	1045	52139	425
Suriname	162969	1363	180805	1477
Thailand	4045	33	9131	75
United Arab Emirates (UAE)	28507	238	21501	176
United States of America (USA)	290654	2402	74361	610
Venezuela, Bolivarian Republic Of	4152	34	22456	184
094404 Hoopwood; spilt pole; pile etc.	**308**	**3**	**183**	**2**
China People'S Republic (P.R)			183	2
France	1	0		

Import payments by commodities/countries Table-3.1 (Contd.)
(Four digit level HS code)

(First two digit section, second two digit chapter and last two digit indicate four digit level commodities)

(Amount in thousand)

HS Code - Commodities/Countries		2024 - 2025		2025 - 2026	
		Amount (BDT)	Amount (USD)	Amount (BDT)	Amount (USD)
	India	307	3		
094405	**Wood wool; wood flour**	**38828**	**321**	**33292**	**273**
	China People'S Republic (P.R)	440	4		
	Germany	353	3		
	Myanmar	3242	27	1014	8
	United States of America (USA)			4679	38
	Viet Nam	34793	287	27599	226
094407	**Wood sawn/chipped lengthwise sliced etc.**	**330689**	**2751**	**301454**	**2465**
	Argentina			471	4
	Bosnia And Herzegovina	1995	17		
	Brazil	4034	33		
	Cameroon	25492	210	9171	75
	Canada	18462	153	19200	157
	China People'S Republic (P.R)	45066	372	60645	496
	France			1905	16
	Germany	135632	1127	131499	1076
	Ghana	2613	22	1150	9
	India	2261	19		
	Indonesia			16805	138
	Malaysia	3764	32	15699	129
	Myanmar	63738	539	25727	210
	Spain	3553	29		
	Sri Lanka	1786	15	585	5
	Tanzania, United Republic Of	5101	42	3567	29
	Thailand	320	3		
	United States of America (USA)	16871	139	3976	33
	Viet Nam			11054	90
094408	**Sheets for veneering**	**1037368**	**8582**	**1116310**	**9128**
	Canada			2189	18
	China People'S Republic (P.R)	282402	2338	337059	2757
	India	420313	3478	380486	3111
	Indonesia	222258	1837	298399	2439
	Laos People'S Democratic Republic			2361	19
	Malaysia	56646	468	79386	649
	Myanmar	3046	25	3482	28
	Singapore	5174	43	2694	22
	Spain	3393	28		
	Thailand	9313	78	4357	36
	United States of America (USA)	34824	287		
	Viet Nam			5898	48
094409	**Wood coniferous/non-coniferous**	**12513**	**103**	**60**	**0**
	China People'S Republic (P.R)	2179	18	60	0
	India	9399	77		
	Malaysia	922	8		
	Mexico	13	0		

Import payments by commodities/countries Table-3.1 (Contd.)
(Four digit level HS code)

(First two digit section, second two digit chapter and last two digit indicate four digit level commodities)

(Amount in thousand)

HS Code - Commodities/Countries		2024 - 2025		2025 - 2026	
		Amount (BDT)	Amount (USD)	Amount (BDT)	Amount (USD)
094410	**Particles & similar board**	**12957**	**108**	**7907**	**65**
	Belgium	13	0		
	Bhutan	2642	22	1473	12
	China People'S Republic (P.R)	5858	48	6433	53
	India	3083	26		
	Malaysia	566	5		
	Sri Lanka	795	7		
094411	**Fibreboard of wood**	**226196**	**1872**	**216833**	**1773**
	China People'S Republic (P.R)	165337	1366	206565	1689
	Finland			799	7
	Hong Kong: Sar Of China	915	8	475	4
	India	4763	40		
	Japan	591	5	589	5
	Malaysia	14540	121	1606	13
	Spain			45	0
	Thailand	8601	71	6753	55
	United Arab Emirates (UAE)	8	0		
	Viet Nam	31440	261		
094412	**Plywod veneered panels**	**193174**	**1599**	**148789**	**1217**
	China People'S Republic (P.R)	171028	1416	145625	1191
	Finland	245	2		
	Hong Kong: Sar Of China	2104	18	1291	11
	India	10158	84	1773	15
	Japan	1058	9		
	Korea, Republic Of	483	4	99	1
	Malaysia	8	0		
	Myanmar	735	6		
	Singapore	174	1		
	Spain	190	2		
	Viet Nam	6990	57		
094413	**Densified wood ,in blocks plates etc.**	**27994**	**233**	**76581**	**626**
	China People'S Republic (P.R)	12874	107	41576	340
	Hong Kong: Sar Of China			777	6
	India	9292	77	15781	129
	Italy	5827	49	18432	151
	Korea, Republic Of			14	0
094414	**Wooden frames for paintings photo etc.**	**15413**	**128**	**4821**	**39**
	China People'S Republic (P.R)	15285	127	4783	39
	Pakistan	100	1	38	0
	Thailand	28	0		
094415	**Packing cases, boxes crates,etc. of wood**	**11090**	**92**	**4748**	**39**
	China People'S Republic (P.R)	1507	13	1494	12
	Czech Republic	28	0		
	Hong Kong: Sar Of China	5	0		

Import payments by commodities/countries Table-3.1 (Contd.)
(Four digit level HS code)

(First two digit section, second two digit chapter and last two digit indicate four digit level commodities)

(Amount in thousand)

HS Code - Commodities/Countries		2024 - 2025		2025 - 2026	
		Amount (BDT)	Amount (USD)	Amount (BDT)	Amount (USD)
	India	2458	20	892	7
	Italy	1071	9	1597	13
	Jordan	24	0		
	Spain	2921	24		
	United Kingdom (UK)	3077	25	765	6
094416	**Casks, barrels, etc.of wood**			**944**	**8**
	China People'S Republic (P.R)			306	2
	Taiwan: Province Of China			176	1
	United Kingdom (UK)			462	4
094417	**Tools,tool bodies,etc of wood**	**42555**	**353**	**85573**	**700**
	China People'S Republic (P.R)	39168	324	77525	634
	Hong Kong: Sar Of China			956	8
	India	2222	19		
	Sri Lanka			0	0
	Sweden	547	4		
	Thailand	612	5	7092	58
	Viet Nam	7	0		
094418	**Builders joinery & carpentry of wood**	**84672**	**703**	**141892**	**1160**
	Austria	833	7		
	China People'S Republic (P.R)	46117	382	87073	711
	Germany	1019	8		
	Hong Kong: Sar Of China	110	1		
	India	1683	14	669	5
	Italy	21	0		
	Malaysia	29710	247	19778	162
	Spain			234	2
	Sri Lanka			184	1
	Thailand	645	5	86	1
	Turkey	135	1		
	United States of America (USA)			29307	240
	Viet Nam	4399	36	4561	37
094419	**Tableware & kitchenware of wood**	**18950**	**156**	**21147**	**173**
	China People'S Republic (P.R)	18379	151	21049	172
	Hong Kong: Sar Of China			50	0
	India	149	1	46	0
	Japan	354	3		
	Korea, Republic Of	68	1		
	Thailand			1	0
094420	**Wood marquetry & inlaid wood**	**18115**	**149**	**19396**	**159**
	China People'S Republic (P.R)	16710	138	19333	158
	India	1379	11	19	0
	Italy	18	0		
	Pakistan			1	0
	Switzerland	8	0	43	0

Import payments by commodities/countries Table-3.1 (Contd.)
(Four digit level HS code)

(First two digit section, second two digit chapter and last two digit indicate four digit level commodities)

(Amount in thousand)

HS Code - Commodities/Countries	2024 - 2025		2025 - 2026	
	Amount (BDT)	Amount (USD)	Amount (BDT)	Amount (USD)
United States of America (USA)			1	0
094421 Other articles of wood	**250020**	**2069**	**338993**	**2771**
China People'S Republic (P.R)	241274	1997	327948	2680
Finland	1132	9		
France	2167	18		
Germany	540	4		
Hong Kong: Sar Of China	570	5	2887	24
India	1263	10	5516	45
Italy	1349	11		
Taiwan: Province Of China			29	0
Thailand	3	0		
Turkey			2523	21
United States of America (USA)	5	0		
Viet Nam	1717	14	90	1
094500 Cork and articles of cork	**23607**	**195**	**43087**	**353**
094501 Natural cork ,raw or simply prepared	**8748**	**73**	**14819**	**121**
China People'S Republic (P.R)	2556	21	1648	13
India	3855	32	6669	55
Italy			2553	21
Korea, Republic Of	10	0	462	4
Portugal	2020	17	2543	21
United States of America (USA)	307	3	943	8
094502 Natural cork debacked/roughly squared	**331**	**3**	**564**	**5**
China People'S Republic (P.R)	223	2	213	2
India	108	1	299	2
Korea, Republic Of			52	0
094503 Articles of natural cork	**82**	**1**	**5361**	**44**
China People'S Republic (P.R)			5359	44
India	82	1	2	0
094504 Agglomerated cork and articlese	**14447**	**119**	**22342**	**183**
China People'S Republic (P.R)	2465	21	2277	19
India	11713	97	19614	161
United Kingdom (UK)	270	2	451	4
094600 Manufactures of straw, of esparto or of other plaiting materials; Basketware and wickerwork	**7583**	**62**	**59956**	**490**
094601 Plaits & similar products of plaiting materials	**6417**	**52**	**59332**	**485**
China People'S Republic (P.R)	4253	35	26397	216
India	2164	18	27016	220
Viet Nam			5918	49
094602 Basketwork, wickerwork &other	**1166**	**10**	**624**	**5**
China People'S Republic (P.R)	406	3	620	5
Germany			4	0
India	722	6		
Korea, Republic Of	7	0		

Import payments by commodities/countries Table-3.1 (Contd.)
(Four digit level HS code)

(First two digit section, second two digit chapter and last two digit indicate four digit level commodities)

(Amount in thousand)

HS Code - Commodities/Countries	2024 - 2025		2025 - 2026	
	Amount (BDT)	Amount (USD)	Amount (BDT)	Amount (USD)
Thailand	30	0		
100000 Pulp of wood or of other fibrous cellulosic material; recovered (waste and scrap) paper or paperboard; paper and paperboard and articles thereof	**118399500**	**979195**	**118358516**	**967681**
104700 Pulp of wood or of other fibrous cellulosic meterial; Recovered (Waste and scrap) paper or paperboard	**22871298**	**188669**	**24776235**	**202536**
104703 Chemical wood pulp, soda/sulphate	**22179948**	**182968**	**23932610**	**195633**
Australia	12175	99	5031	41
Brazil	816279	6686	1444543	11833
Canada	190600	1575	273975	2242
China People'S Republic (P.R)	1233737	10249	177164	1449
Finland	489413	4054	765397	6254
France	6582	54	5361	44
Germany			30548	250
Indonesia	15959339	131554	17278485	141220
Poland	11537	96		
Portugal			23400	191
Singapore	95585	782	238059	1941
South Africa	35028	285	323561	2637
Sweden	267635	2214	95159	779
Thailand			31509	258
United Arab Emirates (UAE)	1225	10	22524	184
United Kingdom (UK)			14915	122
United States of America (USA)	2846724	23544	3058986	25016
Uruguay	214091	1765	45684	374
Viet Nam			98306	801
104704 Chemical wood pulp, sulphite	**5160**	**43**	**5417**	**44**
Germany	5160	43	5417	44
104705 Wood pulp,comb. of mech. &chem.	**33943**	**286**	**111125**	**911**
Canada	33943	286		
New Zealand			111125	911
104706 Pulps of fibres derived from recovered	**28003**	**233**	**29780**	**244**
China People'S Republic (P.R)	2913	24	12484	102
India	5144	43	6875	56
Malaysia	19946	166	10421	85
104707 Recovered paper/paperboard	**624245**	**5140**	**697304**	**5704**
Algeria	41687	348	107297	877
Australia	9032	74		
Bahrain	10248	84		
China People'S Republic (P.R)	12	0	1712	14
Cyprus			1858	15
Estonia			2461	20
Greece			75737	620
Jordan	35080	289		
Korea, Republic Of			7458	61

Import payments by commodities/countries Table-3.1 (Contd.)
(Four digit level HS code)

(First two digit section, second two digit chapter and last two digit indicate four digit level commodities)

(Amount in thousand)

HS Code - Commodities/Countries	2024 - 2025		2025 - 2026	
	Amount (BDT)	Amount (USD)	Amount (BDT)	Amount (USD)
New Zealand	1792	15		
Portugal			4741	39
Saudi Arabia			22338	183
Singapore	331570	2727	292691	2394
Spain			19470	159
Sri Lanka	11216	95	57285	468
Taiwan: Province Of China	3877	32	4633	38
Thailand	32223	265	6172	50
United Arab Emirates (UAE)	136156	1118	67407	551
United States of America (USA)	5660	47	20752	170
Viet Nam	5693	47	5291	43
104800 Paper and paperboard; articles of paper pulp, of paper or of paperboard	**90804754**	**751516**	**88249442**	**721534**
104801 Newsprint, in rolls or sheets	**688451**	**5706**	**573608**	**4690**
Belgium			12170	100
Canada	76682	629	46729	382
China People'S Republic (P.R)	450	4	7855	64
India			1598	13
Indonesia	65865	554		
Korea, Republic Of	161902	1342	293961	2402
Malaysia	10530	88		
Norway	7683	63		
Sweden	44766	372	4875	40
Thailand	64577	537	125801	1027
United States of America (USA)	255997	2118	80619	661
104802 Uncoated paper and paper board	**3143244**	**25948**	**3264294**	**26695**
Austria	18861	156		
China People'S Republic (P.R)	1534953	12622	1663483	13605
Czech Republic			9433	77
Finland	689	6		
France	7333	60	4437	36
Germany	89042	741	244626	1999
Hong Kong: Sar Of China	9516	78	18419	150
India	121390	1006	109269	893
Indonesia	404106	3344	263986	2159
Italy	430685	3566	408653	3341
Japan	7960	65	17856	146
Korea, Republic Of	258867	2137	269038	2201
Malaysia	796	7	8083	66
Netherlands	9921	83		
Portugal	3073	25	4728	39
Singapore	15612	130	7421	61
South Africa			10198	84
Spain	11411	95	3820	31
Sri Lanka			2025	17
Sweden	971	8	9160	75
Switzerland	92980	778		

Import payments by commodities/countries Table-3.1 (Contd.)
(Four digit level HS code)

(First two digit section, second two digit chapter and last two digit indicate four digit level commodities)

(Amount in thousand)

HS Code - Commodities/Countries		2024 - 2025		2025 - 2026	
		Amount (BDT)	Amount (USD)	Amount (BDT)	Amount (USD)
	Taiwan: Province Of China	274	2	2433	20
	Thailand	101260	844	173813	1422
	Turkey	144	1	1650	14
	United Kingdom (UK)	461	4	1992	16
	United States of America (USA)	15846	130	25844	211
	Viet Nam	7094	59	3928	32
104803	**Toilet or facial tissue stock, towel/napkin etc.**	**97269**	**807**	**115577**	**946**
	Chile			15	0
	China People'S Republic (P.R)	50854	423	66707	546
	Germany			128	1
	Hong Kong: Sar Of China	397	3	151	1
	India	4309	35	735	6
	Indonesia	40802	339	47109	385
	Italy	13	0		
	Japan	235	2	179	1
	Korea, Republic Of	37	0	9	0
	Netherlands	26	0		
	Singapore			10	0
	Spain	14	0		
	Sri Lanka			7	0
	Thailand	50	0	44	0
	Turkey	25	0		
	United Arab Emirates (UAE)			15	0
	United Kingdom (UK)	4	0	14	0
	United States of America (USA)	175	1	454	4
	Viet Nam	328	3		
104804	**Uncoated craft paper & paperboard**	**17943307**	**148552**	**16250144**	**132868**
	Australia	5205402	43045	3147508	25741
	Austria	20753	170	141048	1151
	Belgium			1481	12
	Brazil	35378	294	161317	1316
	Canada	32705	275	36667	299
	China People'S Republic (P.R)	657256	5460	424456	3471
	Egypt	2591	22		
	Finland	815229	6756	506159	4141
	Germany	7562	62	2722	22
	Hong Kong: Sar Of China	2640	22	26354	215
	India	332972	2758	292491	2390
	Indonesia	42022	350	216049	1766
	Italy	384	3	692	6
	Japan	109453	920	46003	375
	Korea, Republic Of	73629	612	91919	751
	Laos People'S Democratic Republic	455777	3777	258626	2114
	Malaysia	1087141	9000	1860357	15208
	Poland	1454072	12035	1638491	13396
	Portugal			40078	327
	Singapore			9409	77

Import payments by commodities/countries Table-3.1 (Contd.)
(Four digit level HS code)

(First two digit section, second two digit chapter and last two digit indicate four digit level commodities)

(Amount in thousand)

HS Code - Commodities/Countries		2024 - 2025		2025 - 2026	
		Amount (BDT)	Amount (USD)	Amount (BDT)	Amount (USD)
	Slovakia	163074	1355	18816	154
	South Africa	112769	938	76873	629
	Spain			29968	246
	Sri Lanka	92789	770	155160	1268
	Sweden	504169	4169	324286	2656
	Taiwan: Province Of China	2629611	21763	2316195	18933
	Tajikistan			1195	10
	Thailand	58132	479	155556	1271
	United Arab Emirates (UAE)			30710	251
	United Kingdom (UK)	37620	307	56256	458
	United States of America (USA)	3621407	29978	4076109	33338
	Viet Nam	388769	3229	107195	877
104805	**Other uncoated paper/paprboard**	**10738535**	**88908**	**8824973**	**72152**
	Australia	298	3		
	Brazil	114596	952	9503	78
	Canada			12462	102
	Chile	9	0		
	China People'S Republic (P.R)	326908	2712	175546	1436
	Finland	1831363	15148	1051133	8592
	France			186	2
	Germany	11725	97	116	1
	Hong Kong: Sar Of China	60	1		
	India	1288646	10700	1091397	8920
	Indonesia	6863	57	8980	73
	Italy	1853	15	4319	35
	Japan	33948	284	203992	1665
	Korea, Republic Of	29377	245	39077	320
	Malaysia	730227	6015	514671	4213
	Oman	214219	1784		
	Philippines	234017	1953	46532	381
	Poland	431812	3574	356471	2910
	Qatar	48111	403	33314	272
	Romania	9403	78		
	Saudi Arabia			19822	162
	South Africa	46795	392		
	Spain	4414	37	2267	19
	Sri Lanka	593854	4919	568463	4647
	Sweden	1600422	13240	1751271	14316
	Switzerland	792	6	87	1
	Taiwan: Province Of China	1024940	8496	1154145	9434
	Thailand	1315588	10881	1476909	12082
	Turkey			209	2
	United Arab Emirates (UAE)	38563	323	387	3
	United Kingdom (UK)	13934	117	8684	71
	United States of America (USA)	23214	195	42691	349
	Viet Nam	762585	6281	252335	2066
104806	**Vegetable parchment greaseproof paper etc.**	**528111**	**4367**	**653798**	**5346**
	China People'S Republic (P.R)	439134	3629	587459	4804

Import payments by commodities/countries Table-3.1 (Contd.)
(Four digit level HS code)

(First two digit section, second two digit chapter and last two digit indicate four digit level commodities)

(Amount in thousand)

HS Code - Commodities/Countries		2024 - 2025		2025 - 2026	
		Amount (BDT)	Amount (USD)	Amount (BDT)	Amount (USD)
	Hong Kong: Sar Of China	17877	151	2125	17
	India	30560	252	13760	112
	Italy	40135	333	49242	402
	Malaysia			249	2
	Taiwan: Province Of China	171	1	663	5
	United Kingdom (UK)			300	2
	Viet Nam	234	2		
104807	**Composite paper and paperboard**	**65661**	**539**	**35111**	**287**
	China People'S Republic (P.R)	53658	440	35111	287
	India	11833	97		
	Thailand	170	1		
104808	**Paper & paprboard, corrugated, creped,etc.**	**156857**	**1296**	**100207**	**820**
	China People'S Republic (P.R)	53532	443	57459	470
	Finland	21	0		
	Germany	3653	30		
	Hong Kong: Sar Of China	151	1		
	India	8858	74	372	3
	Italy	3317	27	847	7
	Japan	8759	72	102	1
	Korea, Republic Of	20308	170	22033	180
	Philippines			78	1
	Sri Lanka	54467	447	19315	158
	Sweden	338	3		
	Turkey	0	0		
	United Kingdom (UK)	3452	29		
104809	**Carbon paper, not printed, in rolls/sheets**	**392631**	**3245**	**386278**	**3156**
	China People'S Republic (P.R)	300665	2489	321604	2627
	Hong Kong: Sar Of China	805	7	2843	23
	India	19350	159	4602	38
	Indonesia	2051	17		
	Korea, Republic Of	7937	66	20965	171
	Netherlands	61344	504	36176	296
	Thailand	479	4		
	Turkey			90	1
104810	**Paper and paperboard,coated**	**31847184**	**263582**	**30953252**	**253077**
	Australia	4349	36	14249	117
	Austria	118290	980	100188	819
	Brazil	110	1	356	3
	Chile	24696	204	24076	197
	China People'S Republic (P.R)	20583692	170427	20800011	170058
	Finland	486790	4041	215815	1765
	Germany	74981	624	5173	42
	Hong Kong: Sar Of China	279529	2326	471145	3845
	India	5508560	45516	5347969	43726
	Indonesia	1025526	8482	439756	3602
	Italy	436003	3614	324835	2657

Import payments by commodities/countries Table-3.1 (Contd.)
(Four digit level HS code)

(First two digit section, second two digit chapter and last two digit indicate four digit level commodities)

(Amount in thousand)

HS Code - Commodities/Countries	2024 - 2025		2025 - 2026	
	Amount (BDT)	Amount (USD)	Amount (BDT)	Amount (USD)
Japan	36999	306	39130	320
Korea, Republic Of	2859712	23658	2548495	20842
Malaysia	141811	1169	317396	2594
Netherlands	6416	53	5631	46
Oman	1812	15		
Pakistan			655	5
Qatar	7062	58		
Saudi Arabia	8777	73		
Singapore	4326	36	35569	292
South Africa	9942	83		
Spain	3525	29	1423	12
Sri Lanka	24784	205	18805	154
Sweden	106993	882	198019	1618
Switzerland			1400	11
Taiwan: Province Of China	29827	248	18404	150
Thailand	17654	145	5522	45
United Arab Emirates (UAE)	11208	93	15788	129
United Kingdom (UK)	910	8		
United States of America (USA)	21157	175	2479	20
Viet Nam	11742	98	962	8
104811 Paper, paperboard, cellulose wadding etc.	**9031531**	**74719**	**9577087**	**78294**
Belgium			106	1
Chile	343	3	12	0
China People'S Republic (P.R)	5694247	47068	6180579	50528
Denmark			13797	112
Egypt	3385	28		
Finland	24940	205	17400	143
France	25423	212	83597	683
Germany	15416	127	12664	103
Hong Kong: Sar Of China	120626	996	85352	698
India	2149874	17816	2229384	18227
Indonesia	70665	587	62861	514
Italy	99653	828	92487	756
Japan	24468	203	23009	188
Korea, Republic Of	94483	784	82550	675
Luxembourg			37	0
Malaysia	28645	238	20105	164
Netherlands	32067	266	740	6
Pakistan	20999	171	40203	328
Philippines	24	0	2808	23
Poland	27046	222	42317	345
Portugal	67	1	156	1
Singapore	8427	69	49142	401
Spain	38266	318	16166	132
Sri Lanka	19650	162	12360	101
Sweden			994	8
Switzerland	1171	10	5	0
Taiwan: Province Of China	143873	1189	123338	1009

(First two digit section, second two digit chapter and last two digit indicate four digit level commodities)

(Amount in thousand)

HS Code - Commodities/Countries		2024 - 2025		2025 - 2026	
		Amount (BDT)	Amount (USD)	Amount (BDT)	Amount (USD)
	Thailand	98788	819	136747	1118
	Tunisia	427	3	30	0
	Turkey	5910	50	2965	24
	United Arab Emirates (UAE)	6721	55	14161	116
	United Kingdom (UK)	16454	137	19961	163
	United States of America (USA)	22819	189	25912	212
	Viet Nam	236655	1963	185144	1512
104812	**Filter blocks, slabs& plates of paper pulp**	**8928**	**73**		
	Bosnia And Herzegovina	566	5		
	China People'S Republic (P.R)	7876	64		
	Germany	26	0		
	India	163	1		
	Taiwan: Province Of China	153	1		
	United Kingdom (UK)	144	1		
104813	**Cigarette paper not cut to size**	**1938557**	**16058**	**1588911**	**12990**
	Australia			8280	68
	Austria	309521	2572	165989	1358
	Brazil	254407	2100	140191	1145
	China People'S Republic (P.R)	41718	345	104803	858
	Czech Republic	6230	52	230	2
	France	117635	979	110968	909
	Germany	76666	632	18857	154
	India			23	0
	Indonesia	235103	1938	178676	1460
	Malaysia	1701	14	372	3
	Philippines	131709	1096	109744	900
	Singapore	2765	23	2860	23
	Spain	28571	239	43755	357
	United States of America (USA)	1842	15		
	Viet Nam	730688	6052	704162	5753
104814	**Walpaper & similar wall coverings;**	**52888**	**437**	**48094**	**393**
	Belgium	11	0		
	Chile	731	6		
	China People'S Republic (P.R)	44688	369	46479	380
	Hong Kong: Sar Of China	73	1		
	India	597	5	1181	10
	Italy	15	0		
	Japan	6	0		
	Korea, Republic Of	11	0		
	Malaysia	6366	52		
	Netherlands	40	0		
	Spain	2	0		
	Taiwan: Province Of China	347	3		
	Thailand	1	0		
	United Kingdom (UK)			434	4

Import payments by commodities/countries Table-3.1 (Contd.)
(Four digit level HS code)

(First two digit section, second two digit chapter and last two digit indicate four digit level commodities)

(Amount in thousand)

HS Code - Commodities/Countries	2024 - 2025		2025 - 2026	
	Amount (BDT)	Amount (USD)	Amount (BDT)	Amount (USD)
104816 Carbon paper, not put up in boxes	**513624**	**4248**	**404432**	**3305**
China People'S Republic (P.R)	500941	4143	389745	3185
Hong Kong: Sar Of China	230	2	2407	20
India	1826	15	1904	16
Japan	223	2		
Korea, Republic Of	9432	79	10377	85
Taiwan: Province Of China	972	8		
104817 Envelopes,letter cards, plain post card etc.	**13434**	**111**	**8690**	**71**
China People'S Republic (P.R)	13370	111	6346	52
Hong Kong: Sar Of China			413	3
India			79	1
Japan			1853	15
Malaysia	53	0		
Thailand	11	0		
104818 Toilet paper & similar paper etc.	**170527**	**1414**	**224387**	**1833**
China People'S Republic (P.R)	144981	1201	210342	1718
Egypt	1673	14		
Germany	465	4		
Hong Kong: Sar Of China	1711	14	2644	22
India	9099	76	2579	21
Indonesia	42	0	2266	19
Italy	32	0	7	0
Japan	2827	23	287	2
Korea, Republic Of	89	1	82	1
Malaysia	79	1	139	1
Singapore	42	0	3	0
Spain	392	3	400	3
Sri Lanka	1844	15	1708	14
Taiwan: Province Of China	2939	25	948	8
Thailand	661	6	985	8
Tunisia	174	1		
Turkey	1754	15	1588	13
United Arab Emirates (UAE)			29	0
United Kingdom (UK)	579	5	366	3
United States of America (USA)	1037	8		
Viet Nam	108	1	11	0
104819 Cartons, boxes, cases, bags of paper	**5372708**	**44496**	**5489708**	**44873**
Austria			18	0
Bulgaria	1800	15		
China People'S Republic (P.R)	3538715	29300	3649945	29836
Egypt	1208	10		
France	0	0	1	0
Germany	995	8	5738	47
Hong Kong: Sar Of China	30249	252	68217	557
Hungary			19	0
India	422630	3498	463039	3784

Import payments by commodities/countries Table-3.1 (Contd.)
(Four digit level HS code)

(First two digit section, second two digit chapter and last two digit indicate four digit level commodities)

(Amount in thousand)

HS Code - Commodities/Countries		2024 - 2025		2025 - 2026	
		Amount (BDT)	Amount (USD)	Amount (BDT)	Amount (USD)
	Indonesia	111915	928	115089	941
	Ireland	594	5		
	Italy	124	1	41	0
	Japan	8891	73	8919	73
	Korea, Republic Of	13917	115	10704	87
	Lebanon	1424	12		
	Malaysia	86189	715	88013	719
	Pakistan	741	6	12	0
	Portugal	1082	9		
	Saudi Arabia	8159	67	18998	156
	Singapore	7743	64	10790	88
	Spain	952	8	1111	9
	Sri Lanka	382531	3170	348671	2852
	Switzerland	0	0	43	0
	Taiwan: Province Of China	20180	169	94624	772
	Thailand	573265	4749	415058	3392
	Tunisia	2204	18	256	2
	Turkey	68901	569	92189	753
	United Kingdom (UK)	102	1	1107	9
	United States of America (USA)	11636	97	204	2
	Viet Nam	76559	637	96902	792
104820	**Registers, a/c books,note books, etc**	**78868**	**652**	**100486**	**821**
	China People'S Republic (P.R)	52958	439	92611	757
	France			1	0
	Germany			184	2
	Hong Kong: Sar Of China			946	8
	Hungary			2	0
	India	1552	13	320	3
	Italy	2	0	50	0
	Japan	1124	9	1642	13
	Korea, Republic Of	519	4	1373	11
	Malaysia	288	2	338	3
	Singapore			5	0
	Switzerland	46	0		
	Thailand	1	0	525	4
	Turkey	20984	172		
	United Arab Emirates (UAE)			2480	20
	United Kingdom (UK)	1392	11	8	0
	Viet Nam	0	0		
104821	**Paper/board labels of all kind**	**5521969**	**45670**	**6173511**	**50484**
	Argentina			192	2
	Australia	2717	23	341	3
	Bahrain			762	6
	Belgium			2246	18
	Brazil			1988	16
	Canada	3792	31	7598	62
	Chile	1	0	1302	11

Import payments by commodities/countries Table-3.1 (Contd.)
(Four digit level HS code)

(First two digit section, second two digit chapter and last two digit indicate four digit level commodities)

(Amount in thousand)

HS Code - Commodities/Countries	2024 - 2025		2025 - 2026	
	Amount (BDT)	Amount (USD)	Amount (BDT)	Amount (USD)
China People'S Republic (P.R)	3842181	31763	4227606	34574
Denmark	1951	16	1315	11
Egypt	3963	33	387	3
France	6	0	1670	14
Germany	49147	406	44549	364
Hong Kong: Sar Of China	492778	4077	581021	4749
India	308761	2553	331914	2715
Indonesia	334	3	232775	1903
Italy	33781	281	28305	232
Japan	46930	389	42064	344
Korea, Republic Of	96510	799	69697	570
Malaysia	70282	584	27752	227
Mexico	1001	8	1640	13
Netherlands			92	1
Pakistan	25619	213	3430	28
Poland			49	0
Portugal	86959	718	89863	735
Romania			45	0
Scotland	7	0	1314	11
Singapore	929	8	268	2
Spain	5582	46	3930	32
Sri Lanka	76557	638	154237	1261
Sweden			1171	10
Switzerland	449	4		
Taiwan: Province Of China	19466	162	17315	142
Thailand	8715	72	3571	29
Turkey	214498	1772	178795	1462
United Arab Emirates (UAE)	316	3	1	0
United Kingdom (UK)	2138	18	2819	23
United States of America (USA)	27326	226	15821	129
Uruguay	44	0		
Viet Nam	99228	823	95666	782
104821 Paper/board labels of all kind Whether or nor printed	**515623**	**4266**	**737688**	**6029**
China People'S Republic (P.R)	296969	2457	522260	4268
France	11	0		
Germany	11226	93	18491	151
Hong Kong: Sar Of China	14353	118	12556	103
India	124834	1031	76375	625
Indonesia	4	0	0	0
Italy	256	2	206	2
Japan	738	6	2492	20
Korea, Republic Of	1303	11	3371	28
Malaysia	855	7	570	5
Pakistan			1041	8
Poland	1242	10		
Portugal	457	4	57	0
Singapore	5	0	20	0
Spain	658	5		
Sri Lanka	50318	418	95119	777

Import payments by commodities/countries Table-3.1 (Contd.)
(Four digit level HS code)

(First two digit section, second two digit chapter and last two digit indicate four digit level commodities)

(Amount in thousand)

HS Code - Commodities/Countries		2024 - 2025		2025 - 2026	
		Amount (BDT)	Amount (USD)	Amount (BDT)	Amount (USD)
	Sweden	259	2	284	2
	Switzerland	264	2		
	Taiwan: Province Of China	15	0	3213	26
	Thailand	497	4	403	3
	Turkey	6250	52	1133	9
	United Arab Emirates (UAE)	1614	14		
	United Kingdom (UK)	237	2		
	United States of America (USA)	377	3	51	0
	Viet Nam	2883	24	44	0
104822	**Bobbins, spools, cops etc. of paper/ pulp**	**243555**	**2022**	**901839**	**7375**
	China People'S Republic (P.R)	115058	956	613411	5018
	France			436	4
	Hong Kong: Sar Of China	14	0	62174	507
	India	73516	610	34331	281
	Indonesia	3638	31	17901	146
	Japan	465	4	204	2
	Korea, Republic Of			24207	197
	Taiwan: Province Of China	3527	30	119455	977
	Thailand	20252	167	2389	20
	United Arab Emirates (UAE)	26266	217	26613	218
	Viet Nam	818	7	716	6
104823	**Other paper/board cellulose wadding etc.**	**1741290**	**14401**	**1837367**	**15029**
	Argentina	979	8		
	Austria	11604	96	12848	105
	Belgium	5483	45	3545	29
	Brazil	17	0		
	Canada	733	6	1273	10
	China People'S Republic (P.R)	877332	7256	1001038	8189
	Finland	72	1	23	0
	France	2175	18	1444	12
	Germany	361366	2992	428032	3501
	Hong Kong: Sar Of China	4735	39	11910	97
	India	176337	1458	148669	1217
	Indonesia	1	0		
	Ireland	96	1		
	Italy	60317	497	41005	336
	Japan	647	5	1670	14
	Korea, Republic Of	75172	624	60204	493
	Malaysia	2417	20	238	2
	Mauritius	1089	9		
	Mexico			289	2
	Norway	6	0		
	Pakistan	58	0	292	2
	Philippines			19	0
	Poland			70	1
	Saudi Arabia	1442	12	679	6
	Singapore	2244	18	279	2

Import payments by commodities/countries Table-3.1 (Contd.)
(Four digit level HS code)

(First two digit section, second two digit chapter and last two digit indicate four digit level commodities)

(Amount in thousand)

HS Code - Commodities/Countries		2024 - 2025		2025 - 2026	
		Amount (BDT)	Amount (USD)	Amount (BDT)	Amount (USD)
	Spain	19452	159	25079	205
	Sri Lanka	41103	339	18634	153
	Sweden	70	1		
	Switzerland	608	5	167	1
	Taiwan: Province Of China	11068	91	5861	48
	Thailand	34385	283	35545	291
	Tunisia	4473	38		
	Turkey	5	0		
	United Arab Emirates (UAE)	381	3		
	United Kingdom (UK)	12280	101	7919	65
	United States of America (USA)	5113	43	10379	85
	Viet Nam	28027	231	20254	166
104900	**Printed books, newspapers, pictures etc.**	**4723448**	**39010**	**5332839**	**43611**
104901	**Printed book,brochures,leaflets etc.**	**294202**	**2442**	**399655**	**3270**
	Australia	35	0		
	Austria	481	4		
	Chile	631	5		
	China People'S Republic (P.R)	42090	349	73595	603
	Czech Republic	69	1		
	Denmark	5	0		
	Egypt	4067	33	3978	33
	France	589	5		
	Germany	1373	11	3321	27
	Hong Kong: Sar Of China	22	0		
	India	196745	1634	251606	2058
	Indonesia	178	1	2124	17
	Italy	9	0		
	Japan			269	2
	Korea, Republic Of	1627	14	656	5
	Lebanon			1181	10
	Malaysia	1289	11	1992	16
	Netherlands	1	0		
	Pakistan	7238	60	2904	24
	Saudi Arabia	1248	10		
	Singapore	8467	70	41542	339
	Switzerland	945	8	883	7
	Thailand	1428	12		
	United Kingdom (UK)	9615	80	11198	92
	United States of America (USA)	15336	128	3216	26
	Viet Nam	715	6	1189	10
104902	**Newspapers,journals & periodicals**	**13730**	**114**	**14103**	**115**
	China People'S Republic (P.R)			1137	9
	India	305	2	160	1
	Italy			1364	11
	Singapore	11851	98		

Import payments by commodities/countries Table-3.1 (Contd.)
(Four digit level HS code)

(First two digit section, second two digit chapter and last two digit indicate four digit level commodities)

(Amount in thousand)

HS Code - Commodities/Countries		2024 - 2025		2025 - 2026	
		Amount (BDT)	Amount (USD)	Amount (BDT)	Amount (USD)
	United Kingdom (UK)	1353	11	9793	80
	United States of America (USA)	221	2	1649	13
104903	**Children's picture, colouring books**	**3659**	**31**	**6470**	**53**
	China People'S Republic (P.R)	921	8	4921	40
	India	2738	23	1536	13
	Namibia			13	0
104904	**Music,printed or in manuscript**	**27**	**0**	**125**	**1**
	China People'S Republic (P.R)	27	0	125	1
104905	**Maps & hydrographic of all kinds**	**2104**	**17**	**2516**	**21**
	China People'S Republic (P.R)	1861	15	2486	20
	India	178	2	30	0
	United States of America (USA)	65	1		
104906	**Plans & drawing architectural etc.**	**95010**	**780**	**41742**	**341**
	Australia	326	3		
	China People'S Republic (P.R)	4	0		
	Germany			39	0
	Japan	24	0	1	0
	Netherlands	5	0		
	Singapore	7607	62	13720	112
	Switzerland	51799	425		
	Turkey	24229	199	18044	148
	United Kingdom (UK)	9795	81	6861	56
	United States of America (USA)	1222	10	3077	25
104907	**Unused postage,revenue stamps etc**	**1396047**	**11504**	**2078835**	**17003**
	China People'S Republic (P.R)	282732	2320	330622	2700
	France	17914	147		
	Germany			620206	5075
	India	3231	26	6432	53
	Indonesia	867309	7130	617196	5052
	Italy	31534	260		
	Malta	161689	1359		
	Spain	31080	258	29373	240
	Switzerland			475007	3884
	United Arab Emirates (UAE)	558	5		
104908	**Transfers (decalcomanias)**	**1832219**	**15153**	**1914784**	**15657**
	Afghanistan	7474	62		
	Belgium			3434	28
	Cambodia	3892	32	854	7
	Canada	992	8		
	Central African Republic	37	0		
	China People'S Republic (P.R)	1044661	8633	1054307	8621
	Germany	2361	20	919	8
	Hong Kong: Sar Of China	38300	316	45278	370
	India	6920	58	28242	231
	Indonesia			0	0
	Italy	7	0	81	1
	Japan	7544	62	19108	156

Import payments by commodities/countries Table-3.1 (Contd.)
(Four digit level HS code)

(First two digit section, second two digit chapter and last two digit indicate four digit level commodities)

(Amount in thousand)

HS Code - Commodities/Countries		2024 - 2025		2025 - 2026	
		Amount (BDT)	Amount (USD)	Amount (BDT)	Amount (USD)
	Korea, Republic Of	102349	847	67055	548
	Lithuania	2757	23	8026	66
	Norway	249	2	70	1
	Pakistan			7	0
	Sri Lanka	317	3	3097	25
	Taiwan: Province Of China	583017	4827	657222	5375
	Turkey	2866	24	1100	9
	United States of America (USA)	20335	169	18588	151
	Viet Nam	8141	67	7397	60
104909	**Printed or illustrated postcards**	**3129**	**26**	**688**	**6**
	China People'S Republic (P.R)	1580	13	677	6
	Egypt	1171	10		
	India			5	0
	Taiwan: Province Of China	0	0		
	Tunisia	231	2	6	0
	United States of America (USA)	147	1		
104910	**Calendars of any kind, printed**	**574**	**5**	**2428**	**20**
	China People'S Republic (P.R)	558	5	2378	19
	India			11	0
	Japan			38	0
	Korea, Republic Of			0	0
	United Arab Emirates (UAE)	16	0		
104911	**Other printed mattrer**	**1082749**	**8939**	**871492**	**7125**
	Austria	193	2	335	3
	Belgium			0	0
	China People'S Republic (P.R)	199475	1655	88200	722
	Czech Republic	658	5	102	1
	Finland			4	0
	France	59	0	121	1
	Germany	2470	21	85288	699
	Greece	609579	5034	344669	2816
	Hong Kong: Sar Of China	50	0	3796	31
	India	30712	254	36483	298
	Indonesia	26	0	22	0
	Ireland	1281	11	217	2
	Italy	48232	402	6640	54
	Japan	8541	71	7926	65
	Jordan	7	0		
	Korea, Republic Of	8885	73	1162	10
	Luxembourg			43	0
	Macedonia	79	1		
	Malaysia	249	2	80	1
	Malta	122129	995	291473	2383
	Netherlands	11	0	37	0
	Pakistan	1101	9	64	1
	Philippines	4	0		
	Poland	488	4	0	0
	Singapore	678	6	212	2

Import payments by commodities/countries Table-3.1 (Contd.)
(Four digit level HS code)

(First two digit section, second two digit chapter and last two digit indicate four digit level commodities)

(Amount in thousand)

HS Code - Commodities/Countries		2024 - 2025		2025 - 2026	
		Amount (BDT)	Amount (USD)	Amount (BDT)	Amount (USD)
	Spain	87	1	86	1
	Sri Lanka	124	1		
	Sweden	22	0	0	0
	Switzerland	1037	9	310	3
	Taiwan: Province Of China	5	0	17	0
	Thailand	15	0	130	1
	Turkey	4767	40	0	0
	United Arab Emirates (UAE)	37444	307		
	United Kingdom (UK)	1616	13	124	1
	United States of America (USA)	2708	22	3941	32
	Viet Nam	14	0	10	0
110000	**Textiles & Textile Articles**	**1931542732**	**15982262**	**1822579810**	**14902560**
115000	**Silk**	**83855**	**695**	**48892**	**400**
115002	**Raw silk (not thrown)**	**29039**	**239**	**22931**	**188**
	China People'S Republic (P.R)	24840	204	22586	185
	India	444	4	346	3
	Taiwan: Province Of China	3754	32		
115003	**Silk waste**	**6585**	**54**	**9363**	**77**
	China People'S Republic (P.R)			631	5
	India	6585	54	8732	71
115004	**Silk yarn not putup for retail sale**			**3291**	**27**
	China People'S Republic (P.R)			3291	27
115005	**Yarn spun from silk waste not retail sale**			**1279**	**10**
	China People'S Republic (P.R)			1279	10
115006	**Silk yarn & yarnspun from silk waste**			**285**	**2**
	China People'S Republic (P.R)			285	2
115007	**Woven fabrics silk or silk waste**	**48231**	**402**	**11742**	**96**
	China People'S Republic (P.R)	34981	292	1298	11
	Hong Kong: Sar Of China			10	0
	Italy			23	0
	Korea, Republic Of	6	0	28	0
	Taiwan: Province Of China	502	4		
	Thailand	12742	105	10383	85
115100	**Wool, fine or coarse animal hair; woven fabric**	**9775782**	**80846**	**10190088**	**83317**
115101	**Wool not carded or combed**	**96997**	**803**	**67592**	**553**
	Australia	30552	250	36187	296
	China People'S Republic (P.R)	34928	291		
	India			2639	22
	Italy	2021	17		
	New Zealand	29475	245	28575	234
	United Kingdom (UK)	21	0		
	United States of America (USA)			190	2
115102	**Fine/coarse animal hair not carded or combed**	**39541**	**324**	**70355**	**578**
	China People'S Republic (P.R)	38808	318	70355	578

Import payments by commodities/countries Table-3.1 (Contd.)
(Four digit level HS code)

(First two digit section, second two digit chapter and last two digit indicate four digit level commodities)

(Amount in thousand)

HS Code - Commodities/Countries		2024 - 2025		2025 - 2026	
		Amount (BDT)	Amount (USD)	Amount (BDT)	Amount (USD)
	India	733	6		
115103	**Waste of wool /fine/coarse animl hair**			**373**	**3**
	China People'S Republic (P.R)			373	3
115104	**Garmetted stock of wool/fine/coarse aimal hair**			**159**	**1**
	Viet Nam			159	1
115105	**Wool & fine/coarse hair, carded or combed**	**101991**	**845**	**137793**	**1125**
	Australia	216	2	1536	13
	China People'S Republic (P.R)	71798	595	68881	562
	Hong Kong: Sar Of China			42	0
	India	189	2		
	Uruguay	29789	247	67334	551
115106	**Yarn of carded wool not retail sale**	**3260698**	**27008**	**2033913**	**16625**
	China People'S Republic (P.R)	3033951	25131	2003444	16376
	Hong Kong: Sar Of China	68900	568	5275	43
	India	265	2	651	5
	Italy	157582	1307	23009	189
	Taiwan: Province Of China			471	4
	Turkey			1024	8
	Viet Nam			39	0
115107	**Yarn of combed wool not retail sale**	**3744049**	**30911**	**5453003**	**44579**
	Bulgaria	15379	128	451	4
	Cambodia	5242	43		
	China People'S Republic (P.R)	3568811	29460	4954027	40498
	Hong Kong: Sar Of China	9706	80	16022	131
	India	51911	432	143148	1173
	Italy	61621	511	103889	852
	Korea, Republic Of	6383	53	12011	98
	Thailand			749	6
	Turkey			21679	178
	Viet Nam	24996	204	201028	1639
115108	**Yarn of fine anim hair ,carded or combed**	**534028**	**4438**	**437202**	**3575**
	China People'S Republic (P.R)	533998	4437	427903	3499
	Hong Kong: Sar Of China			9275	76
	Italy			24	0
	Taiwan: Province Of China	31	0		
115109	**Yarn of wool/fine animl hair for retail sale**	**184739**	**1537**	**139674**	**1144**
	China People'S Republic (P.R)	176562	1469	94958	777
	India	8112	67	269	2
	Turkey			44447	365
	Viet Nam	65	1		
115110	**Yarn of coarse animal hair not retail sale**			**20391**	**166**
	Russian Federation			20391	166

Import payments by commodities/countries Table-3.1 (Contd.)
(Four digit level HS code)

(First two digit section, second two digit chapter and last two digit indicate four digit level commodities)

(Amount in thousand)

HS Code - Commodities/Countries	2024 - 2025		2025 - 2026	
	Amount (BDT)	Amount (USD)	Amount (BDT)	Amount (USD)
115111 Woven fabrics of carded wool/fine animal hair	**501875**	**4162**	**453451**	**3710**
China People'S Republic (P.R)	287185	2369	259156	2117
India	8372	70	6998	57
Italy	15277	125	46690	382
Japan	189438	1584	139920	1148
Korea, Republic Of	638	5	565	5
Mexico	964	8	100	1
United Kingdom (UK)			22	0
115112 Woven fabrics combed wool/fine animal hair	**1300548**	**10723**	**1370314**	**11208**
China People'S Republic (P.R)	1045030	8612	1017660	8328
Czech Republic	286	2		
France			9870	80
India	213107	1762	202467	1653
Indonesia	1298	11		
Italy	2538	21	4903	40
Japan	9817	82	36817	302
Korea, Republic Of			18	0
Netherlands			62	1
Romania	9370	77	4439	36
Turkey	3624	30		
United Kingdom (UK)	6588	54	15233	124
United States of America (USA)	8874	73	78846	643
Viet Nam	15	0		
115113 Woven fabrics of coarse animal hair	**11315**	**95**	**5868**	**48**
China People'S Republic (P.R)	8888	74	5868	48
Japan	2428	20		
115200 Cotton	**1045507832**	**8651972**	**956495617**	**7821053**
115201 Cotton not carded or combed	**406736746**	**3366737**	**363095239**	**2968493**
Argentina	580377	4790	568511	4646
Australia	29546400	244663	27113538	222113
Azerbaijan	93568	767		
Belgium			37357	305
Benin	56060916	464647	45393507	370886
Brazil	86086868	710255	113799700	929885
Bulgaria	16537	140		
Burkina Faso	23618264	196134	16963747	138830
Cameroon	31563944	261635	16604431	135956
Canada	20263	169		
Chad	6404610	53230	1591934	13060
China People'S Republic (P.R)	647075	5391	314755	2577
Costa Rica	21139	173		
Cote D'Ivoire	16859178	139779	10420120	85268
Egypt	226805	1872	162932	1328
Ethiopia	7794	63		
France	296279	2472	58604	480
Germany	195893	1657	285762	2328

Import payments by commodities/countries Table-3.1 (Contd.)
(Four digit level HS code)

(First two digit section, second two digit chapter and last two digit indicate four digit level commodities)

(Amount in thousand)

HS Code - Commodities/Countries	2024 - 2025		2025 - 2026	
	Amount (BDT)	Amount (USD)	Amount (BDT)	Amount (USD)
Greece	1925786	15927	1983646	16184
Guinea	23590	193		
India	67102127	555168	50247141	410796
Indonesia	546431	4531	411171	3367
Italy	56600	464		
Japan			6	0
Kazakhstan	661701	5435	426063	3477
Korea, Republic Of	872	7		
Kyrgyzstan	434376	3601		
Malawi	136789	1140	232391	1905
Mali	29932108	248674	15828531	129434
Mexico	1513348	12459	607746	4979
Mozambique	344459	2852	551579	4510
Netherlands	40015	337	169972	1389
Nigeria	393034	3286	146177	1193
Pakistan			325617	2665
Paraguay			192070	1569
Senegal	1473661	12162	1096903	8974
South Africa	664215	5529	189011	1547
Spain	2137357	17543	1773536	14481
Sudan	255033	2105	415035	3395
Switzerland	1329967	11046	1441263	11764
Tajikistan	2076856	17155	1435349	11733
Tanzania, United Republic Of	2113874	17491	2346922	19207
Thailand			66469	545
Togo	1149876	9523	86921	708
Turkey	9746141	80405	6242146	51008
Turkmenistan	92184	763	20686	170
Uganda	194716	1602	305534	2499
United Arab Emirates (UAE)	379677	3153		
United Kingdom (UK)	235470	1953	167362	1369
United States of America (USA)	28295811	234060	42927347	350790
Uzbekistan			32906	270
Zambia	330032	2762		
Zimbabwe	904729	7573	110840	904
115202 Cotton waste	**536633**	**4424**	**427566**	**3496**
China People'S Republic (P.R)	155	1	29337	240
France	1546	13	1115	9
Germany	26	0		
India	515327	4250	290689	2375
Netherlands	39	0	1092	9
Pakistan	8766	72	34961	285
Spain	33	0	1185	10
United States of America (USA)			69187	568
Viet Nam	10741	87		
115203 Cotton carded or combed	**3703108**	**30803**	**989565**	**8094**
China People'S Republic (P.R)	114017	945	26769	219
India	3520185	29292	768150	6281
Indonesia	516	4	32735	269
Korea, Republic Of	18263	149	61110	500
Pakistan	37371	308	58189	476
United Arab Emirates (UAE)			25322	208
United States of America (USA)	5598	46	8757	72
Viet Nam	7158	59	8532	70
115204 Cotton sewing thread	**418198**	**3469**	**420357**	**3437**
Belgium	2263	19	450	4

Import payments by commodities/countries Table-3.1 (Contd.)
(Four digit level HS code)

(First two digit section, second two digit chapter and last two digit indicate four digit level commodities)

(Amount in thousand)

HS Code - Commodities/Countries	2024 - 2025		2025 - 2026	
	Amount (BDT)	Amount (USD)	Amount (BDT)	Amount (USD)
China People'S Republic (P.R)	251654	2082	301626	2465
Egypt	5942	50	824	7
Germany	287	2	16	0
Hong Kong: Sar Of China	2692	22	792	6
India	146379	1218	69184	566
Indonesia	736	6		
Korea, Republic Of	40	0		
Pakistan	5743	49	42993	353
Philippines	0	0		
Taiwan: Province Of China	103	1	153	1
United Kingdom (UK)	11	0		
Viet Nam	2349	20	4320	35
115205 Cotton yarn , cont 85%+ weg cotton	**240513830**	**1989905**	**212660511**	**1739364**
Australia	30717	251	63394	520
Benin	7296	61	76526	626
Cameroon			9165	75
China People'S Republic (P.R)	14896842	123305	14492197	118535
Egypt	47873	396	69	1
France	4849	41		
Germany	9655	80	6766	55
Hong Kong: Sar Of China	323147	2675	261817	2138
India	195802271	1619530	171818122	1405257
Indonesia	6718996	55579	4331170	35456
Italy	10711	89		
Japan	448	4	685	6
Korea, Republic Of	44569	371	28744	236
Macao: Sar Of China	106730	890	2233	18
Malaysia	39825	327	22705	186
Mauritius	29074	243	42356	346
Pakistan	8379431	69502	7747634	63388
Saudi Arabia	13909	117		
Singapore	83358	692	52622	430
Sri Lanka	654	5	3864	32
Taiwan: Province Of China	6221	51	43921	359
Tanzania, United Republic Of	71500	596	221985	1811
Thailand	70692	593	25937	212
Turkey	1930059	15944	2277190	18631
Turkmenistan	18880	157		
United Arab Emirates (UAE)			35769	292
United States of America (USA)	38131	313	715580	5836
Uzbekistan	501997	4158	400591	3276
Viet Nam	11325995	93936	9979471	81643
115206 Cotton yarn, less than 85% weg cotton	**17679143**	**146449**	**18148590**	**148398**
Chad			38	0
China People'S Republic (P.R)	7035215	58261	8284043	67738
Germany	8365	69		
Hong Kong: Sar Of China	41534	343	1526	12
India	8433121	69881	8405714	68734
Indonesia	657357	5453	481561	3936

Import payments by commodities/countries Table-3.1 (Contd.)
(Four digit level HS code)

(First two digit section, second two digit chapter and last two digit indicate four digit level commodities)

(Amount in thousand)

HS Code - Commodities/Countries	2024 - 2025		2025 - 2026	
	Amount (BDT)	Amount (USD)	Amount (BDT)	Amount (USD)
Italy	540	4		
Japan			81	1
Korea, Republic Of	16830	142	1637	13
Macao: Sar Of China	70	1		
Malaysia			15850	130
Mauritius			4666	38
Pakistan	184394	1523	62721	514
Singapore	47416	398		
Spain	13264	109	9389	77
Taiwan: Province Of China	592	5	1976	16
Thailand	168897	1401	96322	787
Turkey	29866	244	17112	140
Viet Nam	1041680	8615	765955	6262
115207 Cotton yarn other than sewing thread	**252293**	**2094**	**216962**	**1775**
China People'S Republic (P.R)	46875	387	164596	1347
India	195418	1624	47575	389
Indonesia	9939	83	4786	39
United States of America (USA)			4	0
Viet Nam	61	0		
115208 Woven fabrics of cotton ,>= weg 85%+ , 200g/m.sq.	**84844321**	**702119**	**75717051**	**619066**
Australia	2	0		
Austria	9743	80	25846	211
Belgium	40922	335	95645	782
Bulgaria	8107	68		
Cambodia	9611	79	22744	186
China People'S Republic (P.R)	64305557	532139	55832234	456521
Egypt			34	0
Ethiopia	92787	775	22521	184
France	78	1	1977	16
Hong Kong: Sar Of China	459501	3787	484954	3968
India	15964157	132060	15410385	125981
Indonesia	414802	3433	578159	4722
Italy	25380	213	6166	50
Japan	143812	1190	82978	678
Korea, Republic Of	484784	4034	185392	1517
Malaysia	414219	3461	78149	640
Mali	1891	16		
Mauritius			1377	11
Mexico			7930	65
Netherlands	2273	19		
Pakistan	1283935	10649	952130	7781
Singapore			45227	368
Spain	166	1	488	4
Taiwan: Province Of China	2876	24	19987	164
Thailand	48033	398	76390	625
Turkey	63303	525	66655	546

Import payments by commodities/countries Table-3.1 (Contd.)
(Four digit level HS code)

(First two digit section, second two digit chapter and last two digit indicate four digit level commodities)

(Amount in thousand)

HS Code - Commodities/Countries	2024 - 2025		2025 - 2026	
	Amount (BDT)	Amount (USD)	Amount (BDT)	Amount (USD)
United Arab Emirates (UAE)	1730	14	14963	122
United Kingdom (UK)	2173	18	6633	54
United States of America (USA)			3334	27
Viet Nam	1064477	8800	1694756	13841
115209 Woven fabrics of cotton ,>= weg 85%+ , > 200g/m.sq.	**158091007**	**1307821**	**165891068**	**1356383**
Brazil	115752	954	150965	1234
Chile	21381	175		
China People'S Republic (P.R)	72858041	602642	78508692	641839
Egypt	940496	7796	863128	7058
France	1423	12		
Germany	13788	115	28805	236
Hong Kong: Sar Of China	435303	3588	529348	4335
India	26102145	215759	26188490	214119
Indonesia			21541	176
Italy	329468	2722	407924	3333
Japan	780639	6448	602623	4930
Korea, Republic Of	200566	1664	306536	2509
Malaysia	1092	9		
Mexico	4433	37	2367	19
Netherlands	1138	9	2748	22
Pakistan	48582757	402102	50571895	413562
Portugal			10814	88
Saudi Arabia	5884	50		
Singapore	1969	16	7464	61
Spain	4103	34		
Sri Lanka	11338	93	18680	153
Switzerland	15	0		
Taiwan: Province Of China	8656	71	123846	1017
Thailand	2391922	19784	1860410	15207
Tunisia	164669	1358	208850	1710
Turkey	771335	6392	1223191	10002
United Arab Emirates (UAE)	3656	31	107068	876
United Kingdom (UK)	58880	482	37518	306
United States of America (USA)	5292	44	55271	454
Viet Nam	4274868	35433	4052894	33136
115210 Woven fabrics of cotton ,> weg 85%+ , 200g/m.sq.	**28980912**	**239595**	**23733782**	**194059**
Cambodia			156	1
Chile			1364	11
China People'S Republic (P.R)	21302768	176094	18190119	148753
Ethiopia	459402	3804	186413	1522
Hong Kong: Sar Of China	108428	894	122170	998
India	2653184	21901	1955880	15977
Indonesia	1506065	12472	1267460	10367
Japan	104228	865	88740	725
Korea, Republic Of	111230	924	121774	997
Malaysia	763053	6319	493752	4034
Netherlands			2427	20

Import payments by commodities/countries Table-3.1 (Contd.)
(Four digit level HS code)

(First two digit section, second two digit chapter and last two digit indicate four digit level commodities)

(Amount in thousand)

HS Code - Commodities/Countries	2024 - 2025		2025 - 2026	
	Amount (BDT)	Amount (USD)	Amount (BDT)	Amount (USD)
Pakistan	60914	504	84360	689
Singapore			1299	11
Taiwan: Province Of China	304238	2513	147100	1204
Thailand	338118	2785	214583	1753
Turkey	52887	440	5726	47
United Arab Emirates (UAE)			2193	18
United States of America (USA)			1071	9
Viet Nam	1216397	10080	847194	6925
115211 Woven fabrics of cotton ,> weg 85%+ , > 200g/m.sq.	**96248172**	**796594**	**86199944**	**704905**
Brazil	4902	41		
China People'S Republic (P.R)	73207446	605903	64065053	523885
Egypt	59326	492	21111	172
France	756	6	1341	11
Hong Kong: Sar Of China	352938	2909	267639	2189
India	6847535	56658	7459222	60999
Italy	61970	508	30683	251
Japan	71644	599	27273	223
Korea, Republic Of	160921	1335	467156	3820
Malaysia	853025	7107	436590	3572
Netherlands	31713	261		
Pakistan	9181941	75953	8205553	67112
Singapore			6221	51
Spain	16312	136	23078	188
Switzerland	10057	83		
Taiwan: Province Of China	892092	7433	971392	7941
Thailand	168856	1381	536582	4388
Turkey	1030509	8545	998531	8159
United Arab Emirates (UAE)			1091	9
United Kingdom (UK)	618	5	204	2
United States of America (USA)	5298	43	140	1
Viet Nam	3290315	27197	2681086	21931
115212 Other woven fabrics of cotton	**7503469**	**61962**	**8994980**	**73582**
China People'S Republic (P.R)	6985563	57706	7997764	65414
Germany	150	1		
Hong Kong: Sar Of China	3309	27	27241	224
India	381823	3127	451713	3704
Indonesia	594	5	11393	93
Japan	5171	43	2002	16
Korea, Republic Of	77	1	346	3
Pakistan	110805	920	495252	4052
Spain	309	3		
Sri Lanka	106	1	53	0
Taiwan: Province Of China			29	0
Turkey	10419	87		
United Kingdom (UK)	15	0		
Viet Nam	5127	43	9188	75
115300 Other vegetable textile fibres; paper yarn etc.	**58781737**	**485339**	**51312458**	**419379**

Import payments by commodities/countries Table-3.1 (Contd.)
(Four digit level HS code)

(First two digit section, second two digit chapter and last two digit indicate four digit level commodities)

(Amount in thousand)

HS Code - Commodities/Countries	2024 - 2025		2025 - 2026	
	Amount (BDT)	Amount (USD)	Amount (BDT)	Amount (USD)
115301 Flax raw/processed but not spun	**2064623**	**17113**	**2235948**	**18274**
Belarussia	4489	37		
Belgium	866812	7188	1000271	8177
China People'S Republic (P.R)			59759	487
Egypt	88105	736	60778	497
France	986940	8173	1000948	8180
India	104602	868	114192	933
Korea, Republic Of	976	8		
Netherlands	12699	104		
115302 True hemp raw/processed but not spun	**19856**	**164**	**20954**	**171**
China People'S Republic (P.R)	19084	158	9943	81
France	415	3		
Germany			29	0
India	357	3	6450	53
Singapore			4029	33
United States of America (USA)			503	4
115303 Jute & other textile fibres	**9288**	**76**	**13050**	**107**
China People'S Republic (P.R)	8059	66	3834	31
India	1229	10	9105	75
United States of America (USA)			111	1
115305 Coconut, abaca,& other veg tex fibres	**31760**	**261**	**80542**	**658**
Brazil	14476	119	49045	401
India	3241	27	6096	50
Indonesia			1291	11
Japan	315	3	429	4
Netherlands			75	1
Philippines	3820	31	15042	123
South Africa	5713	47		
Sri Lanka	4172	34	3130	26
Tanzania, United Republic Of	24	0	5434	44
115306 Flax yarn	**2438698**	**20193**	**2149263**	**17574**
China People'S Republic (P.R)	1725721	14262	1957493	16008
France	481	4		
Hong Kong: Sar Of China			10999	90
India	711721	5921	180771	1476
Italy	595	5		
Pakistan	180	2		
115307 Yarn of jute			**2712**	**22**
China People'S Republic (P.R)			2120	17
India			592	5
115308 Yarn ot veg text fbr, paper yrn	**30421**	**252**	**3927**	**32**
China People'S Republic (P.R)	11883	99	2088	17
India	18338	151	1833	15
Japan			6	0
Korea, Republic Of	199	2		
115309 Woven fabrics of flax	**53938503**	**445219**	**46654750**	**381302**

Import payments by commodities/countries Table-3.1 (Contd.)
(Four digit level HS code)

(First two digit section, second two digit chapter and last two digit indicate four digit level commodities)

(Amount in thousand)

HS Code - Commodities/Countries	2024 - 2025		2025 - 2026	
	Amount (BDT)	Amount (USD)	Amount (BDT)	Amount (USD)
Austria	18990	157	23365	191
Belgium	160416	1313	15469	126
Cambodia	8443	69	26989	221
China People'S Republic (P.R)	51422587	424490	44308170	362130
Hong Kong: Sar Of China	617833	5072	196691	1607
India	1526951	12611	1813223	14815
Indonesia	11671	96	104488	855
Ireland			39	0
Italy	4994	41	21182	173
Japan	34750	287	22353	182
Korea, Republic Of	192	2	608	5
Netherlands	1185	10		
Pakistan	118153	969	82754	675
Taiwan: Province Of China	1844	15		
Thailand	3696	30	5367	44
Turkey	3947	33	14636	120
Viet Nam	2850	24	19414	158
115310 Woven fabrics of jute	**129812**	**1074**	**23397**	**191**
China People'S Republic (P.R)	129434	1071	23305	191
Korea, Republic Of	378	3	93	1
115311 Woven febrics of other veg text	**118775**	**987**	**127914**	**1047**
China People'S Republic (P.R)	118775	987	127914	1047
115400 Man-made filaments	**214660007**	**1776313**	**200363897**	**1638274**
115401 Sewing thread of man-made filaments	**6490935**	**53656**	**5233158**	**42786**
Argentina			255	2
Belgium	12170	101	12161	100
Chile	150	1		
China People'S Republic (P.R)	5133478	42417	4272574	34932
Germany	117160	971	99604	814
Hong Kong: Sar Of China	120146	999	27087	221
India	750041	6216	524120	4288
Indonesia	1938	16		
Italy	2277	19	4045	33
Japan	49345	408	51837	424
Korea, Republic Of	70787	587	136642	1115
Mauritius			900	7
Pakistan	9938	82	3854	32
Philippines			52	0
Romania	1388	11	1077	9
Sri Lanka	2611	22	1907	16
Switzerland	3660	30	3560	29
Taiwan: Province Of China	13142	109	12934	106
Thailand	19278	160	6508	53
Turkey	3982	33	645	5
Ukraine	1104	9	1300	11
United Kingdom (UK)	116946	959	652	5
United States of America (USA)	131	1	140	1
Viet Nam	61263	505	71306	583
115402 Synthetic filament yarn	**75760192**	**627241**	**69287070**	**566551**
Belgium			119	1

Import payments by commodities/countries Table-3.1 (Contd.)
(Four digit level HS code)

(First two digit section, second two digit chapter and last two digit indicate four digit level commodities)

(Amount in thousand)

HS Code - Commodities/Countries	2024 - 2025		2025 - 2026	
	Amount (BDT)	Amount (USD)	Amount (BDT)	Amount (USD)
Brazil	397316	3272	481097	3934
China People'S Republic (P.R)	54241883	448869	50097965	409625
Croatia	132	1	1010	8
France	6781	57		
Germany	901	7	1739	14
Hong Kong: Sar Of China	202493	1684	324743	2648
India	6015579	49876	4642172	37956
Indonesia	1315580	10897	920960	7535
Italy	4715	39	212	2
Japan	312503	2596	586782	4805
Korea, Republic Of	398380	3301	341282	2795
Malaysia	19351	161	26158	213
Mauritius	12489	104	3196	26
Mexico	1950	16	6664	55
Pakistan	712	6	6212	51
Portugal	402	3	2671	22
Saudi Arabia	111070	922	105401	863
Singapore	500517	4174	290999	2379
Slovakia	7614	62	3196	26
Sri Lanka	1201950	9968	1554193	12718
Switzerland	2100	17		
Taiwan: Province Of China	843629	7015	1390429	11375
Thailand	1803486	14929	1347105	11015
Turkey	87800	726	90005	736
United Arab Emirates (UAE)	8280	69	70	1
United Kingdom (UK)	52208	435	1413	12
United States of America (USA)	36931	308	29976	246
Vanuatu	8262	68		
Viet Nam	8165177	67658	7031301	57491
115403 Artificial filment yarn	**17255246**	**142807**	**16342982**	**133623**
Australia			463	4
China People'S Republic (P.R)	14619975	120976	14394044	117686
Germany	35781	294	28658	235
Hong Kong: Sar Of China	99627	821	28093	230
India	1066164	8828	967842	7914
Indonesia	1394536	11564	822850	6726
Japan	140	1	10	0
Korea, Republic Of	1615	13	9591	78
Malaysia	299	2		
Mauritius			2149	18
Pakistan	14014	115	7012	57
Taiwan: Province Of China	2187	18	219	2
Thailand	4805	40	64060	526
United States of America (USA)	156	1		
Viet Nam	15946	133	17991	148
115404 Synthetic monofilament	**606406**	**5009**	**654928**	**5357**
China People'S Republic (P.R)	542975	4485	550345	4501
Germany	2216	18	1553	13
Hong Kong: Sar Of China	8228	68	404	3
India	11855	98	20674	169

Import payments by commodities/countries Table-3.1 (Contd.)
(Four digit level HS code)

(First two digit section, second two digit chapter and last two digit indicate four digit level commodities)

(Amount in thousand)

HS Code - Commodities/Countries		2024 - 2025		2025 - 2026	
		Amount (BDT)	Amount (USD)	Amount (BDT)	Amount (USD)
	Italy			0	0
	Japan	14043	115	63728	523
	Korea, Republic Of	139	1	5713	47
	Malaysia	118	1	390	3
	Singapore	3800	32	2613	21
	Sri Lanka	21	0		
	Taiwan: Province Of China	3613	30	2930	24
	United States of America (USA)			66	1
	Viet Nam	19398	161	6512	53
115405	**Artificial monofilament**	**26657**	**222**	**3678**	**30**
	China People'S Republic (P.R)	20188	169	3678	30
	Viet Nam	6469	53		
115406	**Man-made filament yarn**	**21374**	**175**	**22744**	**186**
	China People'S Republic (P.R)	21353	175	14419	118
	India			2821	23
	Japan			644	5
	Korea, Republic Of	21	0	4859	40
115407	**Woven fabrics of synthetic filament yrn**	**113595470**	**939728**	**108037332**	**883347**
	Austria			159	1
	Belgium	30523	251	260719	2136
	Bulgaria			2392	20
	Canada			13023	106
	Chad			249	2
	Chile	18004	147	2460	20
	China People'S Republic (P.R)	84976807	703212	77953295	637347
	Czech Republic			46	0
	France	6393	53	119895	980
	Germany	6061	50	4992	41
	Greece			496	4
	Hong Kong: Sar Of China	548924	4537	728627	5945
	India	4085876	33777	5923830	48434
	Indonesia	56596	469	17428	143
	Italy	8185	69	14237	116
	Japan	3461835	28601	3555030	29080
	Jordan	44297	369		
	Korea, Republic Of	3162741	26139	2714191	22195
	Malaysia	329519	2696	769155	6294
	Myanmar	16550	137	42922	351
	Pakistan	245845	2041	295179	2413
	Romania			1899	16
	Singapore			131980	1079
	Spain			2696	22
	Sri Lanka	1216	10	359	3
	Switzerland	14793	122		
	Taiwan: Province Of China	10203044	84353	9284807	75940
	Thailand	3357241	27698	3505961	28654

Import payments by commodities/countries Table-3.1 (Contd.)
(Four digit level HS code)

(First two digit section, second two digit chapter and last two digit indicate four digit level commodities)

(Amount in thousand)

HS Code - Commodities/Countries		2024 - 2025		2025 - 2026	
		Amount (BDT)	Amount (USD)	Amount (BDT)	Amount (USD)
	Tunisia			14	0
	Turkey	38283	318	12199	100
	United Arab Emirates (UAE)	24675	204	13143	107
	United Kingdom (UK)	93	1	328	3
	United States of America (USA)	58566	482	6677	55
	Viet Nam	2899405	23989	2658947	21741
115408	**Woven fabrics of art fila yrn**	**903726**	**7476**	**782004**	**6393**
	China People'S Republic (P.R)	796025	6586	583895	4770
	Hong Kong: Sar Of China			1296	11
	India	76692	633	155964	1278
	Italy			389	3
	Japan	8524	70	17195	140
	Korea, Republic Of	1563	13	443	4
	Pakistan	915	7		
	Spain			860	7
	Taiwan: Province Of China	14866	124	17453	143
	Turkey	2883	24		
	United Arab Emirates (UAE)	2258	19	4509	37
115500	**Man-made staple fibres**	**221710095**	**1834293**	**205955784**	**1683912**
115501	**Synthetic filament tow**	**1823804**	**15098**	**1452313**	**11880**
	China People'S Republic (P.R)	427130	3532	527944	4319
	Hong Kong: Sar Of China	12	0		
	Korea, Republic Of	852101	7060	594884	4870
	Thailand	544561	4505	286185	2338
	Turkey			43300	353
115502	**Artificial filament tow**	**7961040**	**65983**	**6192285**	**50582**
	Belgium			12772	104
	Brazil	193673	1600	44172	362
	China People'S Republic (P.R)	759610	6255	848879	6940
	Germany			95073	777
	Hong Kong: Sar Of China			75	1
	Japan	3611744	30084	4630268	37801
	Singapore	320913	2673	177854	1456
	Switzerland			87237	715
	United Arab Emirates (UAE)			6380	52
	United States of America (USA)	3075100	25370	289575	2374
115503	**Synthetic stable fibres, not carded, combed**	**19775006**	**163693**	**16092994**	**131573**
	Brazil			57246	469
	China People'S Republic (P.R)	9525036	78765	8025488	65623
	France	583	5	125	1
	Germany			55	0
	India	1771575	14653	479724	3922
	Indonesia	3838739	31866	4004272	32744
	Japan	3450	28	7564	62
	Korea, Republic Of	511058	4220	678506	5542
	Malaysia	4082	34	6611	54

Import payments by commodities/countries Table-3.1 (Contd.)
(Four digit level HS code)

(First two digit section, second two digit chapter and last two digit indicate four digit level commodities)

(Amount in thousand)

HS Code - Commodities/Countries	2024 - 2025		2025 - 2026	
	Amount (BDT)	Amount (USD)	Amount (BDT)	Amount (USD)
Netherlands	86	1		
Saudi Arabia	27572	232	2656	22
Singapore	22520	185		
Taiwan: Province Of China	42352	352	16905	138
Thailand	2455777	20373	2482602	20285
Turkey	75	1		
United Arab Emirates (UAE)	3108	26	6616	54
United States of America (USA)	282674	2318		
Viet Nam	1286319	10635	324626	2658
115504 Artificial staple fibres, not carded, combed	**31364576**	**259416**	**29416074**	**240586**
Austria	2374361	19654	4434636	36255
China People'S Republic (P.R)	9470812	78240	11871444	97041
Finland	204	2	243	2
Germany	1142	9	106	1
Hong Kong: Sar Of China	241	2	88303	719
India	881630	7348	706974	5781
Indonesia	12726515	105338	7550920	61828
Italy			81000	660
Korea, Republic Of			806	7
Netherlands	96	1	806	7
Portugal	24	0	1259	10
Singapore			81020	662
Taiwan: Province Of China	16049	136		
Thailand	5742271	47439	4166582	34085
Turkey	73	1	246215	2009
United Kingdom (UK)	97026	802	165445	1354
United States of America (USA)	54132	444	20315	166
115505 Waste of man-made fibres	**16623**	**138**	**37738**	**308**
China People'S Republic (P.R)	12	0	34275	280
Japan	12	0		
Korea, Republic Of	7404	61	2545	21
United States of America (USA)			918	8
Viet Nam	9195	77		
115506 Synthetic staple fibres, carded, combed	**693497**	**5719**	**1604816**	**13115**
China People'S Republic (P.R)	367490	3019	1291999	10557
India	214312	1776	105956	867
Indonesia	61473	511		
Korea, Republic Of	21560	177		
Mauritius			1559	13
Taiwan: Province Of China	15700	129	53410	436
Thailand			106246	867
United States of America (USA)	9022	74	7787	64
Viet Nam	3940	32	37860	311
115507 Artificial staple fibres, carded, combed	**15261**	**128**		
China People'S Republic (P.R)	4161	35		
India	461	4		

Import payments by commodities/countries Table-3.1 (Contd.)
(Four digit level HS code)

(First two digit section, second two digit chapter and last two digit indicate four digit level commodities)

(Amount in thousand)

HS Code - Commodities/Countries	2024 - 2025		2025 - 2026	
	Amount (BDT)	Amount (USD)	Amount (BDT)	Amount (USD)
Viet Nam	10640	89		
115508 Sewing thread man-made staple fibres	**340094**	**2813**	**293558**	**2401**
Austria	1137	9		
China People'S Republic (P.R)	216045	1788	163886	1341
Czech Republic	318	3	6177	50
Germany	6420	53	6231	51
Hong Kong: Sar Of China	10885	90	317	3
India	25689	212	20178	165
Italy	566	5	214	2
Japan	1391	11	724	6
Korea, Republic Of	65101	539	81378	665
Pakistan	23	0		
Switzerland	0	0		
Turkey	2360	19	4262	35
United Kingdom (UK)	1463	12	3014	25
United States of America (USA)	23	0		
Viet Nam	8672	71	7180	59
115509 Yarn synthetic staple fibres	**50624257**	**419323**	**49659955**	**406127**
Australia			520	4
Bulgaria	83323	686	112334	916
Canada			2205	18
Chile	5026	42	8862	73
China People'S Republic (P.R)	44872258	371606	44135728	360972
Germany			247	2
Hong Kong: Sar Of China	243908	2045	32950	270
India	1528955	12693	1160814	9491
Indonesia	2410383	19948	2306700	18860
Italy	94941	781	103394	844
Japan	52300	431	63119	516
Korea, Republic Of	21632	181	66158	540
Nepal	16	0		
Pakistan	120140	1001	764	6
Singapore	61738	512	226	2
Spain	8919	74		
Sri Lanka	16258	136	1111	9
Taiwan: Province Of China	21829	185	32329	264
Thailand	444160	3695	417178	3413
Turkey	64	1		
United Kingdom (UK)			284	2
United States of America (USA)	8873	74	459475	3750
Viet Nam	629536	5232	755557	6175
115510 Yarn of artificial staple fibres	**6730860**	**55781**	**6812914**	**55703**
Canada	89	1		
China People'S Republic (P.R)	3533687	29320	4007814	32765
Germany			195	2
Hong Kong: Sar Of China	25933	214	124323	1016
India	2242044	18543	1905591	15585
Indonesia	874686	7250	407828	3334

Import payments by commodities/countries Table-3.1 (Contd.)
(Four digit level HS code)

(First two digit section, second two digit chapter and last two digit indicate four digit level commodities)

(Amount in thousand)

HS Code - Commodities/Countries		2024 - 2025		2025 - 2026	
		Amount (BDT)	Amount (USD)	Amount (BDT)	Amount (USD)
	Italy	359	3		
	Japan			748	6
	Korea, Republic Of	148	1		
	Macao: Sar Of China	76	1		
	Pakistan	15410	130	3259	27
	Thailand			262280	2144
	United Kingdom (UK)			14	0
	United States of America (USA)			11	0
	Viet Nam	38429	318	100851	824
115511	**Yarn man made staple fibres**	**289620**	**2413**	**43912**	**358**
	China People'S Republic (P.R)	24318	200	25198	206
	India	251808	2099	10243	83
	Korea, Republic Of	51	0	93	1
	Malaysia			8275	67
	Pakistan	13443	114	104	1
115512	**Woven fabrics of synth stap fibres, cont > 85%**	**2139227**	**17735**	**1883827**	**15408**
	Australia			0	0
	Belgium	45096	368	5114	42
	China People'S Republic (P.R)	1566768	12994	1385876	11336
	Germany			227	2
	Hong Kong: Sar Of China	28581	234	59084	483
	India	110474	909	118270	969
	Indonesia	4909	41		
	Japan	3370	28	66643	545
	Korea, Republic Of	119190	994	33117	270
	Malaysia	8427	69	8517	70
	Pakistan	4028	33	28377	232
	Romania			3	0
	Saudi Arabia	9332	78		
	Spain	1171	10		
	Taiwan: Province Of China	9892	82	47453	390
	Turkey	3616	30	10496	86
	United States of America (USA)			9285	76
	Viet Nam	224373	1865	111365	909
115513	**Woven fabrics of synth stap fibres, weg 170 g/m.sq.**	**22989223**	**190251**	**21024236**	**171869**
	China People'S Republic (P.R)	18588013	153810	18029666	147389
	Germany	6908	57	4279	35
	Hong Kong: Sar Of China	185938	1537	60847	497
	India	376827	3117	154541	1263
	Indonesia	640410	5302	509987	4171
	Japan	68128	561	26620	217
	Korea, Republic Of	9787	80	39093	319
	Malaysia	1334457	11048	1052322	8596
	Pakistan	727410	6033	380279	3109
	Spain	14259	118		
	Taiwan: Province Of China	32040	267	49996	409

Import payments by commodities/countries Table-3.1 (Contd.)
(Four digit level HS code)

(First two digit section, second two digit chapter and last two digit indicate four digit level commodities)

(Amount in thousand)

HS Code - Commodities/Countries		2024 - 2025		2025 - 2026	
		Amount (BDT)	Amount (USD)	Amount (BDT)	Amount (USD)
	Thailand	724984	6018	226121	1850
	Turkey	10339	85	14935	122
	United States of America (USA)			101	1
	Viet Nam	269722	2220	475450	3891
115514	**Woven fabrics of synth stap fibres, weg > 170 g/m.sq.**	**12400148**	**102615**	**12131246**	**99232**
	Belgium	1588	13	41664	340
	China People'S Republic (P.R)	8090235	66933	7193075	58834
	Hong Kong: Sar Of China	26985	226	257053	2095
	India	99741	825	134237	1096
	Indonesia	1306	11	57206	468
	Italy			3740	30
	Japan	47082	392	13905	114
	Korea, Republic Of	49718	416	68006	555
	Malaysia	1917362	15907	1830239	14972
	Pakistan	189174	1555	114476	937
	Romania			38	0
	Taiwan: Province Of China	1388571	11500	1022735	8365
	Thailand			27538	226
	Turkey	3286	27	1717	14
	United Kingdom (UK)	58	0		
	United States of America (USA)			4234	35
	Viet Nam	585042	4810	1361382	11150
115515	**Other woven fab Synthetic stap fibres**	**23496813**	**194651**	**24662290**	**201711**
	Bulgaria	17659	145	12911	105
	China People'S Republic (P.R)	17741840	147081	18778283	153615
	France			2611	21
	Hong Kong: Sar Of China	236	2	7411	60
	India	4931838	40766	4936836	40348
	Indonesia	17884	148		
	Italy	4330	36	4609	38
	Japan	106662	881	137577	1127
	Korea, Republic Of	182002	1496	171338	1405
	Laos People'S Democratic Republic			790	6
	Malaysia			2623	22
	Pakistan	1778	15	6292	51
	Poland			1758	14
	Romania	45383	376	10083	82
	Singapore			2655	22
	Sri Lanka			143	1
	Taiwan: Province Of China	35557	293	17013	139
	Thailand	7728	63		
	Turkey	257911	2136	367315	3001
	Viet Nam	146003	1212	202041	1653
115516	**Woven fabrics artificial staple fibres**	**41050047**	**338536**	**34647625**	**283059**
	Chile			970	8
	China People'S Republic (P.R)	38430332	316839	32749140	267542
	France	1087	9	742	6

Import payments by commodities/countries Table-3.1 (Contd.)
(Four digit level HS code)

(First two digit section, second two digit chapter and last two digit indicate four digit level commodities)

(Amount in thousand)

HS Code - Commodities/Countries		2024 - 2025		2025 - 2026	
		Amount (BDT)	Amount (USD)	Amount (BDT)	Amount (USD)
	Hong Kong: Sar Of China	86513	712	93442	764
	India	1967363	16310	1413515	11549
	Indonesia	35311	287	67487	554
	Italy	2582	21		
	Japan	21777	178	13981	114
	Korea, Republic Of	57915	475	25920	212
	Netherlands	1000	8		
	Norway	408	3		
	Pakistan	128389	1057	151187	1236
	Singapore			12435	102
	Spain	190	2		
	Taiwan: Province Of China	69559	578	8158	67
	Thailand	22212	184	7011	57
	Turkey	142483	1185	18504	151
	United Arab Emirates (UAE)	2232	19	14414	117
	United States of America (USA)	49988	415	51063	419
	Viet Nam	30705	253	19658	161
115600	**Wadding, felt and nonwovens; special yarns etc.**	**17863454**	**147800**	**18193495**	**148760**
115601	**Wadding text mterials fibre & articles**	**1921462**	**15846**	**1783192**	**14580**
	Belgium			7866	65
	Chile	12	0		
	China People'S Republic (P.R)	545497	4514	528428	4321
	Germany	148	1	47	0
	Hong Kong: Sar Of China	19672	164	8698	71
	India	56984	468	137523	1124
	Indonesia	37400	307	30798	253
	Italy	27638	228	37684	308
	Japan	5673	47	19	0
	Korea, Republic Of	292238	2403	99655	816
	Malaysia	65	1		
	Mauritius			12	0
	Myanmar	3	0		
	Pakistan			10855	89
	Philippines			117809	964
	Poland			415	3
	Romania			2844	23
	Singapore	14928	124		
	South Africa	3880	32		
	Spain	114	1	1665	14
	Sri Lanka	3000	25		
	Taiwan: Province Of China	50873	418	26214	214
	Thailand	216251	1786	365195	2986
	Turkey	2305	19	4553	37
	United Arab Emirates (UAE)	323343	2663	36785	301
	United Kingdom (UK)	1123	10		
	United States of America (USA)	54836	452	65681	537

Import payments by commodities/countries Table-3.1 (Contd.)
(Four digit level HS code)

(First two digit section, second two digit chapter and last two digit indicate four digit level commodities)

(Amount in thousand)

HS Code - Commodities/Countries	2024 - 2025		2025 - 2026	
	Amount (BDT)	Amount (USD)	Amount (BDT)	Amount (USD)
Viet Nam	265478	2183	300446	2455
115602 Felt, coated,covered/laminated	**440169**	**3645**	**558537**	**4564**
Australia			2906	24
Austria			4796	39
Belgium	188	2		
Canada			127	1
Chile			219	2
China People'S Republic (P.R)	300751	2491	369823	3022
Czech Republic	144	1		
Denmark	0	0		
Finland			587	5
France	32966	273	31275	255
Germany	947	8	9730	80
Hong Kong: Sar Of China	2825	23	16464	134
India	9583	79	49573	405
Italy	66068	548	56367	461
Japan	410	3	182	1
Korea, Republic Of	4427	37	6693	55
Malaysia	23	0		
Singapore	1314	11	6	0
Switzerland	10002	82	8268	68
Taiwan: Province Of China	8647	72	603	5
Thailand	41	0	17	0
United Arab Emirates (UAE)			0	0
United Kingdom (UK)	77	1	84	1
United States of America (USA)	1682	14	542	4
Viet Nam	76	1	274	2
115603 Nonwovens, coated,covered/laminated	**8085271**	**66913**	**8515561**	**69624**
Austria	398	3		
Cameroon			779	6
Chile	2943	24		
China People'S Republic (P.R)	6606448	54648	6826792	55822
France			522	4
Germany	16173	134	10232	84
Hong Kong: Sar Of China	197954	1645	138478	1132
India	270700	2253	281450	2299
Indonesia	125	1	603	5
Italy	34348	286	125909	1030
Japan	70390	582	86354	706
Kazakhstan	303	3		
Korea, Republic Of	157898	1309	178263	1456
Laos People'S Democratic Republic	872	7		
Malaysia	4221	35	22548	184
Pakistan	5628	46	413	3
Poland	334	3	413	3
Romania			594	5
Singapore	33	0		

Import payments by commodities/countries Table-3.1 (Contd.)
(Four digit level HS code)

(First two digit section, second two digit chapter and last two digit indicate four digit level commodities)

(Amount in thousand)

HS Code - Commodities/Countries		2024 - 2025		2025 - 2026	
		Amount (BDT)	Amount (USD)	Amount (BDT)	Amount (USD)
	Slovakia			19	0
	Sri Lanka	6260	52	7901	65
	Sweden			1534	13
	Switzerland			361	3
	Taiwan: Province Of China	309717	2558	366639	2997
	Thailand	3249	27	3174	26
	Turkey	4298	36		
	Ukraine			2218	18
	United Kingdom (UK)	291	2	28	0
	United States of America (USA)	91493	757	109920	899
	Viet Nam	301194	2501	350418	2863
115604	**Rubber thread cord, textile covered,etc**	**1043773**	**8633**	**1279644**	**10461**
	Belgium	2850	23	11816	97
	China People'S Republic (P.R)	683901	5659	887611	7255
	Czech Republic			498	4
	Germany	5181	43	4271	35
	Hong Kong: Sar Of China	33416	276	19985	163
	India	39457	327	16096	131
	Italy	788	6		
	Japan	3228	27	4399	36
	Korea, Republic Of	33252	275	29053	238
	Malaysia	12122	100	24888	203
	Romania			214	2
	Sri Lanka	15019	125	73416	601
	Sweden			916	8
	Taiwan: Province Of China	23769	196	20788	170
	Thailand	3368	28	802	7
	United Kingdom (UK)	14380	119	12647	103
	United States of America (USA)	5939	49	7033	57
	Viet Nam	167105	1379	165212	1351
115605	**Metalised yarn**	**1351143**	**11178**	**1290634**	**10556**
	China People'S Republic (P.R)	1166579	9650	1170626	9576
	Germany			9	0
	Hong Kong: Sar Of China	1605	13	1395	11
	India	173173	1434	108866	889
	Italy	469	4		
	Japan	4556	37	2787	23
	Korea, Republic Of	319	3	1991	16
	Malaysia	516	4		
	Mauritius			526	4
	Taiwan: Province Of China	2017	17	3592	29
	United Kingdom (UK)	1909	16	842	7
115606	**Gimped yarn**	**1553430**	**12909**	**1137142**	**9302**
	China People'S Republic (P.R)	1519921	12631	1108832	9071
	Egypt	44	0		
	Hong Kong: Sar Of China	1466	12	375	3
	India	10332	85	6176	51
	Indonesia			56	0

Import payments by commodities/countries Table-3.1 (Contd.)
(Four digit level HS code)

(First two digit section, second two digit chapter and last two digit indicate four digit level commodities)

(Amount in thousand)

HS Code - Commodities/Countries	2024 - 2025		2025 - 2026	
	Amount (BDT)	Amount (USD)	Amount (BDT)	Amount (USD)
Korea, Republic Of	21667	179	21703	177
115607 Twine, cordage, cbles etc.	**3166320**	**26181**	**3378554**	**27626**
Austria	2421	20	2741	22
Belgium	6085	50	7069	58
Cambodia			34	0
Canada			29	0
China People'S Republic (P.R)	2393199	19789	2837335	23202
Czech Republic	250	2	434	4
Finland			30	0
Germany	3624	30	1591	13
Greece	880	7		
Hong Kong: Sar Of China	135441	1127	89702	733
Hungary			383	3
India	72261	599	161112	1317
Italy	3061	25	916	7
Japan	5361	44	6563	54
Korea, Republic Of	251140	2066	41382	338
Lithuania	5033	41		
Norway	21177	174		
Portugal	2152	18	1051	9
Romania	813	7	239	2
Spain	13	0	8	0
Sri Lanka	530	4		
Taiwan: Province Of China	74238	614	63061	516
Thailand	3954	33	637	5
Turkey	1426	12	346	3
United Arab Emirates (UAE)			9	0
United Kingdom (UK)	1753	15	4355	36
United States of America (USA)	8514	70	13575	111
Viet Nam	172995	1433	145952	1193
115608 Knotted netting of twine, cordage etc	**156987**	**1300**	**113954**	**932**
Belgium	138	1		
China People'S Republic (P.R)	98781	818	75465	617
Germany	409	3		
Hong Kong: Sar Of China			53	0
India	43329	359	35164	287
Italy			1982	16
Japan			324	3
Korea, Republic Of	30	0	244	2
Philippines			417	3
Taiwan: Province Of China			305	2
United States of America (USA)	14300	117		
115609 Artificial yarn, strip, twine etc. n.e.s.	**144900**	**1196**	**136275**	**1114**
China People'S Republic (P.R)	89479	738	83514	683
Germany			58	0
Hong Kong: Sar Of China	1476	12	3928	32
India	24463	202	34686	284

Import payments by commodities/countries Table-3.1 (Contd.)
(Four digit level HS code)

(First two digit section, second two digit chapter and last two digit indicate four digit level commodities)

(Amount in thousand)

HS Code - Commodities/Countries		2024 - 2025		2025 - 2026	
		Amount (BDT)	Amount (USD)	Amount (BDT)	Amount (USD)
	Italy			60	0
	Japan	3927	32	99	1
	Korea, Republic Of	154	1	459	4
	Malaysia	139	1		
	Mauritius			7	0
	Netherlands	1842	15		
	Portugal	37	0		
	Taiwan: Province Of China	2615	21	2064	17
	Thailand	785	6	169	1
	Turkey	3890	32		
	United States of America (USA)	759	6	64	1
	Viet Nam	15335	128	11167	91
115700	**Carpets and other textile floor coverings**	**629911**	**5206**	**642594**	**5251**
115701	**Carpets & other text floor coverings ,knotted**	**6866**	**57**	**9030**	**74**
	China People'S Republic (P.R)	6334	53	9002	74
	India	90	1	26	0
	Italy	75	1		
	Thailand	367	3		
	Turkey			3	0
115702	**Carpets & other text floor coverings ,woven**	**17628**	**146**	**10861**	**89**
	China People'S Republic (P.R)	1075	9	2663	22
	India	1	0	1228	10
	Indonesia	9324	77	2278	19
	Italy	37	0		
	Turkey	7065	59	4022	33
	United Arab Emirates (UAE)	126	1	670	5
115703	**Carpets & other text floor coverings ,tuffed**	**161828**	**1338**	**138176**	**1130**
	China People'S Republic (P.R)	121126	1000	98669	807
	Germany	53	0		
	India	302	3	135	1
	Indonesia	1448	12	860	7
	Malaysia	174	1	37	0
	Saudi Arabia			114	1
	Taiwan: Province Of China			58	0
	Thailand	1668	14	726	6
	Turkey			2814	23
	United Arab Emirates (UAE)	32412	268	19974	163
	United States of America (USA)	70	1		
	Viet Nam	4575	38	14788	121
115704	**Carpets & other text floor coverings ,felt**	**26457**	**220**	**16366**	**134**
	China People'S Republic (P.R)	23668	196	10318	84
	Hong Kong: Sar Of China			848	7
	India			5200	43

Import payments by commodities/countries Table-3.1 (Contd.)
(Four digit level HS code)

(First two digit section, second two digit chapter and last two digit indicate four digit level commodities)

(Amount in thousand)

HS Code - Commodities/Countries	2024 - 2025		2025 - 2026	
	Amount (BDT)	Amount (USD)	Amount (BDT)	Amount (USD)
Netherlands	2790	23		
115705 Other carpets & other text floor coverings	**417131**	**3445**	**468161**	**3825**
Australia	3	0		
China People'S Republic (P.R)	239308	1971	375128	3065
Hong Kong: Sar Of China	64	1		
India	39	0	5452	45
Indonesia	45494	376	19298	157
Italy	3	0		
Malaysia	9	0	817	7
Netherlands	934	8	413	3
Thailand	879	7	1274	10
Turkey	129994	1079	65523	536
United Arab Emirates (UAE)	404	3		
United States of America (USA)			256	2
115800 Special woven fabrics; tufted text. Fabrics; lace; tapestries; trimmings; embroidery	**59230346**	**490121**	**60680979**	**496155**
115801 Woven pile & chenille fabrics	**14621786**	**121256**	**16306581**	**133367**
Belgium			5065	41
Cambodia	1275	10		
Chile			2230	18
China People'S Republic (P.R)	12931707	107299	14464701	118306
Czech Republic	62	1		
Germany	11956	98	49548	405
Hong Kong: Sar Of China	62347	519	64964	533
India	1040621	8616	1140402	9322
Indonesia	11009	91	1895	15
Italy	20038	170		
Japan	52	0	1288	11
Korea, Republic Of	284251	2329	57727	473
Malaysia			5	0
Pakistan	46758	383	233042	1908
Sri Lanka	93	1		
Taiwan: Province Of China	66772	551	152371	1246
Thailand			3268	27
Turkey	0	0	1897	15
United Arab Emirates (UAE)			10431	85
United States of America (USA)			254	2
Viet Nam	144845	1187	117494	958
115802 Tery towelling & similar terry fabrics	**45310**	**377**	**41737**	**341**
China People'S Republic (P.R)	45310	377	32922	269
Korea, Republic Of			8815	72
115803 Gauze other than narrow fabrics	**788726**	**6493**	**2336656**	**19078**
China People'S Republic (P.R)	781977	6438	2209173	18036
Hong Kong: Sar Of China			113625	929
India	6749	55	12703	104
Turkey			1155	9

Import payments by commodities/countries Table-3.1 (Contd.)
(Four digit level HS code)

(First two digit section, second two digit chapter and last two digit indicate four digit level commodities)

(Amount in thousand)

HS Code - Commodities/Countries	2024 - 2025		2025 - 2026	
	Amount (BDT)	Amount (USD)	Amount (BDT)	Amount (USD)
115804 Tulles & other net fabrics	**9203717**	**76126**	**9121568**	**74564**
Belgium	187	2		
Chile	10845	90	3810	31
China People'S Republic (P.R)	8265340	68383	7984734	65271
Egypt	13379	110	86278	704
Germany	474	4		
Hong Kong: Sar Of China	92572	769	118048	966
Hungary			578	5
India	253504	2087	315405	2578
Italy	5407	45	922	8
Japan	14280	118	16430	135
Korea, Republic Of	91665	757	124540	1019
Malaysia	53554	439	35967	294
Mauritius			204	2
Myanmar	19736	163	26478	217
Pakistan	8404	70	84288	688
Philippines	285	2	1157	9
Singapore			21	0
Sri Lanka	1348	11	21120	173
Taiwan: Province Of China	60600	500	14773	121
Tajikistan			141	1
Thailand	182508	1506	138899	1136
Turkey	21481	178	25474	208
Ukraine			14	0
United Arab Emirates (UAE)	3887	33		
United States of America (USA)	1	0		
Viet Nam	104259	861	122289	999
115805 Hand-wovn tapestries type gobelins	**29291**	**242**	**58808**	**480**
China People'S Republic (P.R)	27306	225	58808	480
India	936	8		
Viet Nam	1049	9		
115806 Narrow woven fabrics	**24384805**	**201644**	**21999357**	**179884**
American Samoa	1650	14		
Austria	10	0		
Belgium	136026	1124	156758	1281
Canada	1452	12		
Chile	1003	8		
China People'S Republic (P.R)	18151290	150101	17276482	141259
El Salvador	25	0		
Finland	4931	41	9475	78
Germany	55055	454	4310	35
Greece			28	0
Honduras	3998	33	7595	62
Hong Kong: Sar Of China	947569	7859	523175	4278
Hungary	391	3	206	2
India	1876312	15528	1447598	11844
Indonesia	1808	15	22969	188

Import payments by commodities/countries Table-3.1 (Contd.)
(Four digit level HS code)

(First two digit section, second two digit chapter and last two digit indicate four digit level commodities)

(Amount in thousand)

HS Code - Commodities/Countries	2024 - 2025		2025 - 2026	
	Amount (BDT)	Amount (USD)	Amount (BDT)	Amount (USD)
Italy	100632	829	32707	268
Japan	89835	744	85555	700
Korea, Republic Of	460170	3801	410486	3355
Lithuania	1450	12	1241	10
Malaysia	289861	2389	248763	2036
Mexico			86	1
Pakistan	6645	55	263	2
Philippines			105	1
Portugal	320	3	9	0
Romania	553	5	22662	185
Singapore	6187	52	2348	19
Spain	3458	29	11151	91
Sri Lanka	503154	4158	238090	1946
Sweden	18792	154	7734	63
Taiwan: Province Of China	323026	2671	200374	1638
Thailand	249670	2062	142645	1168
Turkey	443	4	1396	11
Ukraine	3489	29	754	6
United Kingdom (UK)	9529	78	289	2
United States of America (USA)	15946	133	1758	14
Viet Nam	1120125	9243	1142344	9339
115807 Labeles, badges & similar articles text	**5816380**	**48116**	**6160830**	**50380**
Belgium	57	0	2220	18
Cambodia	1626	14	34	0
Canada	52665	434	43751	357
Chile	96	1	2738	22
China People'S Republic (P.R)	4093044	33860	4584739	37494
France			354	3
Germany	47639	396	27536	225
Ghana	3886	33		
Greece			6	0
Hong Kong: Sar Of China	739268	6115	750420	6135
India	152120	1258	175724	1437
Ireland	242	2		
Italy	117968	976	114235	934
Japan	86340	711	74837	612
Kenya			175	1
Korea, Republic Of	304307	2518	203137	1660
Malaysia	10371	86	7027	58
Mexico			591	5
Pakistan	258	2	1031	8
Philippines			5	0
Poland	322	3		
Portugal	2650	22	4477	37
Qatar			88	1
Romania			79	1
Singapore	40	0		
Spain	7802	65	13248	108

(First two digit section, second two digit chapter and last two digit indicate four digit level commodities)

(Amount in thousand)

HS Code - Commodities/Countries		2024 - 2025		2025 - 2026	
		Amount (BDT)	Amount (USD)	Amount (BDT)	Amount (USD)
	Sri Lanka	16149	133	21996	180
	Sweden	946	8	2090	17
	Taiwan: Province Of China	30018	250	15680	128
	Thailand	2630	22	1584	13
	Tunisia	2	0		
	Turkey	21874	180	10048	82
	United Arab Emirates (UAE)	9279	76	11609	95
	United Kingdom (UK)	11564	95	9124	75
	United States of America (USA)	12215	101	4721	39
	Viet Nam	91005	755	77526	634
115808	**Braids in the pieces etc.**	**158907**	**1315**	**146291**	**1197**
	China People'S Republic (P.R)	116806	967	99980	818
	Germany	12	0	4092	34
	Hong Kong: Sar Of China	2467	20	4112	34
	India	835	7	3327	27
	Italy	8416	69	5158	42
	Japan	2351	19	1098	9
	Korea, Republic Of	234	2	153	1
	Malaysia	2262	19		
	Myanmar	29	0		
	Pakistan	593	5	747	6
	Spain	545	5	699	6
	Taiwan: Province Of China	9268	78	5760	47
	Turkey			15	0
	Viet Nam	15090	125	21150	173
115809	**Woven fabrics metal thread**	**24686**	**204**	**200456**	**1645**
	China People'S Republic (P.R)	22601	187	199148	1634
	Hong Kong: Sar Of China	11	0		
	India	267	2		
	Japan	5	0		
	Korea, Republic Of	1802	15	1308	11
115810	**Embroidery in the piece, in strips**	**2404066**	**19847**	**2683931**	**21936**
	Cambodia			238	2
	Canada			1139	9
	China People'S Republic (P.R)	2206147	18212	2293383	18744
	Germany	29	0	129	1
	Hong Kong: Sar Of China	35422	294	47024	385
	India	112258	925	145153	1186
	Italy	811	7	3153	26
	Japan	4488	37		
	Korea, Republic Of	2446	20	13004	106
	Mauritius			384	3
	Myanmar	24503	203	50565	415
	Pakistan	1266	10	2312	19
	Spain	120	1	714	6
	Sri Lanka	777	6	1091	9
	Taiwan: Province Of China	2360	20	18153	149
	Thailand	4220	35	80423	656
	Turkey	5524	46	11046	90

Import payments by commodities/countries Table-3.1 (Contd.)
(Four digit level HS code)

(First two digit section, second two digit chapter and last two digit indicate four digit level commodities)

(Amount in thousand)

HS Code - Commodities/Countries	2024 - 2025		2025 - 2026	
	Amount (BDT)	Amount (USD)	Amount (BDT)	Amount (USD)
United Arab Emirates (UAE)	3197	27	1914	16
United Kingdom (UK)	88	1		
United States of America (USA)			729	6
Viet Nam	411	3	13375	109
115811 Quilted text. Prodt. in piece, composed	**1752672**	**14502**	**1624765**	**13283**
China People'S Republic (P.R)	1070971	8871	968814	7925
Hong Kong: Sar Of China	1491	12	9908	81
India	14536	120	22717	185
Japan	630167	5204	575475	4700
Korea, Republic Of	969	8	441	4
Malaysia	5340	45		
Sri Lanka			940	8
Taiwan: Province Of China	4066	34	1967	16
Viet Nam	25133	208	44502	363
115900 Impregnated, coated, covered textile fabrics etc.	**62115288**	**513670**	**66407925**	**542941**
115901 Textile fabrics coated with gum	**875343**	**7253**	**966255**	**7899**
China People'S Republic (P.R)	415306	3438	343979	2811
Germany	41557	341		
Greece			45397	370
India	4108	34	979	8
Korea, Republic Of	367424	3052	569980	4662
Viet Nam	46948	388	5919	48
115902 Tyre cord fabrics	**2302420**	**19090**	**2018026**	**16504**
Canada	4556	38	4255	35
China People'S Republic (P.R)	1405519	11653	1367340	11183
Colombia	1030	9		
France	8536	71	5179	42
Germany			1850	15
Hong Kong: Sar Of China	2196	18		
Hungary			2154	18
India	44922	376	18478	151
Indonesia	64138	540		
Italy	2104	17		
Japan	15927	132	11579	95
Korea, Republic Of	12181	100	7571	62
Luxembourg	6490	53		
Mexico	7670	65		
Netherlands	7882	66		
Poland			1792	15
Singapore			10843	88
South Africa			5658	46
Spain	10535	88	22708	186
Taiwan: Province Of China	94334	779	40794	334
Thailand	79855	662	39251	321
Turkey	121870	1007	61803	506

Import payments by commodities/countries Table-3.1 (Contd.)
(Four digit level HS code)

(First two digit section, second two digit chapter and last two digit indicate four digit level commodities)

(Amount in thousand)

HS Code - Commodities/Countries		2024 - 2025		2025 - 2026	
		Amount (BDT)	Amount (USD)	Amount (BDT)	Amount (USD)
	United Arab Emirates (UAE)	17921	148		
	United States of America (USA)	203759	1684	137242	1121
	Viet Nam	190995	1585	279528	2288
115903	**Tex fabrics impregnated,coated etc**	**53061326**	**438770**	**56748193**	**463967**
	Austria	9023	73	145	1
	Belgium	1068282	8799	527875	4323
	Chile	6475	54	5128	42
	China People'S Republic (P.R)	37029792	306246	39176168	320334
	El Salvador			15611	128
	France			151792	1237
	Germany	2900	24	470975	3850
	Greece	1071455	8884	887926	7253
	Guatemala			941	8
	Hong Kong: Sar Of China	493835	4081	920438	7517
	India	863892	7148	754634	6171
	Indonesia	28725	236	51862	424
	Italy	57944	481	231135	1885
	Japan	2229829	18487	3405229	27832
	Korea, Republic Of	3751499	31020	4313265	35263
	Laos People'S Democratic Republic	236	2		
	Mexico			9329	76
	Myanmar	26	0		
	New Zealand	604	5	119	1
	Pakistan	54962	457	42116	345
	Poland	1080	9	1906	16
	Romania	234	2	8946	73
	Singapore	919	8	2447	20
	Spain	1769	14	1674	14
	Sri Lanka	21019	173	1232	10
	Sweden	246452	2039	166525	1359
	Switzerland			34	0
	Taiwan: Province Of China	4388018	36242	4168091	34073
	Thailand	142920	1177	117584	961
	Turkey	20880	174	22582	185
	Ukraine			14610	120
	United Arab Emirates (UAE)			13874	113
	United Kingdom (UK)	3452	29	148500	1213
	United States of America (USA)	104329	861	89260	730
	Viet Nam	1460775	12046	1026236	8391
115904	**Linoleum, floor covering etc**			**28**	**0**
	China People'S Republic (P.R)			28	0
115905	**Textile wall covering**	**283**	**2**	**403**	**3**
	China People'S Republic (P.R)	283	2	403	3
115906	**Rubberised text fabrics**	**975666**	**8056**	**1199070**	**9798**
	Belgium	3599	30	660	5
	Cambodia	193	2	129	1
	Canada	18212	150	40489	330
	China People'S Republic (P.R)	687872	5682	1012214	8271
	Germany	48274	396	578	5

Import payments by commodities/countries Table-3.1 (Contd.)
(Four digit level HS code)

(First two digit section, second two digit chapter and last two digit indicate four digit level commodities)

(Amount in thousand)

HS Code - Commodities/Countries		2024 - 2025		2025 - 2026	
		Amount (BDT)	Amount (USD)	Amount (BDT)	Amount (USD)
	Hong Kong: Sar Of China	35142	291	34462	282
	India	47031	388	46975	384
	Italy	6767	56	594	5
	Japan	4572	38	1777	15
	Korea, Republic Of	25752	213	23272	190
	Malaysia			2205	18
	Romania			4	0
	Singapore	1216	10		
	Sri Lanka	28056	232	2018	16
	Sweden	14761	122	203	2
	Switzerland			459	4
	Taiwan: Province Of China	15656	129	14540	119
	Thailand	133	1	3	0
	Ukraine	1418	12	4144	34
	United Kingdom (UK)			427	4
	United States of America (USA)	32093	265	11673	96
	Viet Nam	4920	41	2247	18
115907	**Text fabrics otherwise impregnated, coated etc**	**3201743**	**26454**	**3406327**	**27850**
	China People'S Republic (P.R)	2806006	23182	2988393	24434
	Germany	1916	16	5210	42
	Hong Kong: Sar Of China	54547	453	47794	391
	India	20650	171	6640	54
	Japan	4	0	3038	25
	Korea, Republic Of	74844	617	69257	566
	Poland			1392	11
	Scotland	18238	150	5276	43
	Sweden	18744	156	25284	206
	Taiwan: Province Of China	28039	232	70756	578
	Thailand	62474	512	51807	423
	United Kingdom (UK)	75552	628	83960	687
	United States of America (USA)	17197	143	14341	117
	Viet Nam	23533	193	33179	271
115908	**Text wicks, woven, for lamps, stoves etc**	**164**	**1**	**213**	**2**
	China People'S Republic (P.R)	110	1	211	2
	Germany			2	0
	Japan	0	0		
	Korea, Republic Of	55	0		
115909	**Text hosepiping & similr tex tubing**	**237573**	**1969**	**156818**	**1283**
	Australia	513	4		
	Belarussia	572	5		
	Belgium			1	0
	China People'S Republic (P.R)	224645	1861	136269	1115
	Finland	63	1	256	2
	Germany	212	2	17	0
	Hong Kong: Sar Of China			830	7
	India	296	2	159	1
	Italy	62	1		

(First two digit section, second two digit chapter and last two digit indicate four digit level commodities)

(Amount in thousand)

HS Code - Commodities/Countries	2024 - 2025		2025 - 2026	
	Amount (BDT)	Amount (USD)	Amount (BDT)	Amount (USD)
Japan	949	8	674	5
Korea, Republic Of			22	0
Malaysia	3373	28	1747	14
Mexico			1125	9
Norway			451	4
Singapore	54	0		
Taiwan: Province Of China			656	5
United Arab Emirates (UAE)	6018	50	6132	50
United Kingdom (UK)	554	5	7581	62
United States of America (USA)	261	2	898	7
115910 Transmission/conveyor belts, of text mtrl	**220325**	**1817**	**260183**	**2127**
Austria	26	0		
China People'S Republic (P.R)	76917	634	54711	448
Czech Republic			119	1
France	1095	9		
Germany	30501	251	9264	76
Hong Kong: Sar Of China	3718	31	526	4
India	41857	345	61583	504
Indonesia			275	2
Italy	2967	25	50311	410
Japan	48	0	5753	47
Korea, Republic Of	6290	52	2914	24
Netherlands	1505	12	671	5
Pakistan	540	5	1884	15
Portugal			135	1
Singapore	522	4	1217	10
Slovakia			961	8
Slovenia	865	7		
Switzerland	51925	429	63427	519
Taiwan: Province Of China	108	1	17	0
Thailand			179	1
Turkey	544	4	645	5
United Kingdom (UK)	854	7	1166	10
United States of America (USA)	42	0	4426	36
115911 Text products & artcles	**1240444**	**10257**	**1652408**	**13507**
Austria	3655	31	5735	47
Canada			3500	29
Chile			1144	9
China People'S Republic (P.R)	572121	4726	1030924	8425
Czech Republic	1487	12	3	0
Finland			8	0
France	19771	164	41999	343
Germany	19664	163	27575	225
Hong Kong: Sar Of China	2946	24	1678	14
India	337945	2796	290547	2376
Italy	83238	689	57940	473

Import payments by commodities/countries Table-3.1 (Contd.)
(Four digit level HS code)

(First two digit section, second two digit chapter and last two digit indicate four digit level commodities)

(Amount in thousand)

HS Code - Commodities/Countries	2024 - 2025		2025 - 2026	
	Amount (BDT)	Amount (USD)	Amount (BDT)	Amount (USD)
Japan	39008	321	41017	335
Korea, Republic Of	65518	543	76808	629
Malaysia	10363	85	3446	28
Netherlands			1	0
Pakistan			450	4
Poland	261	2		
Portugal	149	1		
Romania	3180	26	6281	52
Singapore	4156	34	1752	14
Slovakia			358	3
Spain	1410	12	53	0
Swaziland			187	2
Switzerland	43163	359	30182	246
Taiwan: Province Of China	8874	73	8508	70
Thailand	13040	108	20056	164
Turkey			985	8
United Arab Emirates (UAE)	175	1		
United Kingdom (UK)	2021	17	978	8
United States of America (USA)	8297	69	293	2
116000 Knitted or crocheted fabrics	**231901823**	**1919263**	**241665444**	**1976268**
116001 Pile fabrics	**54921675**	**455146**	**60975586**	**498808**
Belgium	7375	61	4110	34
Cambodia	139032	1157	205275	1682
Chile			3189	26
China People'S Republic (P.R)	51599732	427684	56076718	458752
Ethiopia	6796	57		
France	10381	86		
Germany	725	6		
Hong Kong: Sar Of China	228234	1897	513310	4190
India	537734	4439	715592	5848
Indonesia	2764	23	29018	238
Italy	2962	25	138732	1130
Japan	4411	37	4975	41
Korea, Republic Of	479109	3945	568003	4643
Laos People'S Democratic Republic	1485	12		
Malaysia	584527	4846	1234488	10102
Pakistan	138384	1140	199716	1630
Romania			159	1
Saudi Arabia	1000	8		
Singapore	33289	271	19926	163
Sri Lanka			237	2
Taiwan: Province Of China	426634	3525	572285	4681
Thailand	46375	380	142536	1168
Turkey	6958	58	8683	71
United Arab Emirates (UAE)			5268	43
United Kingdom (UK)	1844	15		
United States of America (USA)	38505	319	29257	239

Import payments by commodities/countries Table-3.1 (Contd.)
(Four digit level HS code)

(First two digit section, second two digit chapter and last two digit indicate four digit level commodities)

(Amount in thousand)

HS Code - Commodities/Countries		2024 - 2025		2025 - 2026	
		Amount (BDT)	Amount (USD)	Amount (BDT)	Amount (USD)
	Viet Nam	623418	5152	504108	4126
116002	**Knitted or crochetd fabrics, wegt 5%+ of rub. thread**	**187222**	**1550**	**167827**	**1371**
	China People'S Republic (P.R)	115414	954	110440	903
	Germany	3929	32	2266	19
	Hong Kong: Sar Of China	372	3		
	India	48518	402	50876	415
	Italy	1144	10	230	2
	Korea, Republic Of	10011	83		
	New Zealand	1841	15	2439	20
	Sri Lanka	667	5	329	3
	Turkey	2415	20		
	Viet Nam	2911	24	1246	10
116003	**Knitted or crochetd fabrics, not exd.30 cm**	**489578**	**4016**	**225653**	**1846**
	China People'S Republic (P.R)	434919	3565	184155	1507
	Czech Republic	149	1		
	Germany	8536	71	4629	38
	Hong Kong: Sar Of China	15484	128	7532	62
	India	1303	11		
	Italy	491	4	235	2
	Japan	17697	146	18915	154
	Korea, Republic Of	984	8		
	Netherlands			1	0
	Taiwan: Province Of China	222	2	6222	51
	Turkey	1384	12		
	United Kingdom (UK)			0	0
	Viet Nam	8409	69	3963	32
116004	**Knitted or crochetd fabrics, exd.30 cm**	**75200206**	**622215**	**83570461**	**683287**
	Australia	11011	90	11094	91
	Austria			153	1
	Bulgaria	143	1		
	Cambodia	2365	19	21110	173
	Chile	3650	30	18170	149
	China People'S Republic (P.R)	66921609	553707	72430139	592220
	Ethiopia			229	2
	France	4476	36	4284	35
	Germany	7492	62	872	7
	Hong Kong: Sar Of China	745224	6168	984708	8029
	India	2590365	21465	3004062	24566
	Indonesia	69926	585	14550	119
	Italy	47280	391	59816	489
	Japan	3955	33	74152	605
	Korea, Republic Of	149905	1237	119809	980
	Malaysia	756334	6266	842405	6894
	Mauritius			9404	77
	Myanmar	136	1	186	2
	Philippines	3024	25		

Import payments by commodities/countries Table-3.1 (Contd.)
(Four digit level HS code)

(First two digit section, second two digit chapter and last two digit indicate four digit level commodities)

(Amount in thousand)

HS Code - Commodities/Countries	2024 - 2025		2025 - 2026	
	Amount (BDT)	Amount (USD)	Amount (BDT)	Amount (USD)
Romania			1649	13
Singapore	2297	19	1341	11
Spain			706	6
Sri Lanka	519357	4264	1958671	16013
Switzerland	229	2		
Taiwan: Province Of China	1143322	9467	1059529	8660
Thailand	871116	7205	720508	5890
Turkey	10057	83	101195	825
United States of America (USA)	1829	15	21815	178
Viet Nam	1335104	11044	2109904	17253
116005 Wrap knit fabrics	**8156168**	**67422**	**8340802**	**68185**
Belgium	6770	56	20134	165
Canada	3028	25	3395	28
China People'S Republic (P.R)	4864966	40227	5463006	44652
France			5939	49
Hong Kong: Sar Of China	89681	739	7343	60
India	192607	1585	136653	1117
Indonesia	2040	17	12727	104
Italy	1954	16	1574	13
Japan	1353502	11182	784863	6415
Korea, Republic Of	907821	7511	962891	7876
Macao: Sar Of China			612	5
Pakistan	6139	50		
Romania	228	2	147	1
Singapore			995	8
Sri Lanka	23896	197	232	2
Taiwan: Province Of China	200581	1665	238732	1952
Thailand	106889	882	134320	1102
Tunisia			130	1
Turkey	212	2		
United States of America (USA)			5103	42
Viet Nam	395854	3267	562005	4595
116006 Other knitted or crochet fabrics	**92946974**	**768914**	**88385115**	**722770**
Australia			4175	34
Belgium	26359	216	12514	103
Cambodia	372228	3087	57621	471
Canada			1060	9
Chile	11328	93	5930	48
China People'S Republic (P.R)	76229192	630581	73522852	601263
El Salvador	412	3	477	4
France	3215	26		
Germany	34890	290	38490	315
Greece			756	6
Honduras	392	3		
Hong Kong: Sar Of China	576839	4773	469654	3838
India	7321929	60524	6168962	50428
Indonesia	49818	411	48924	401
Italy	50433	415	43861	359

Import payments by commodities/countries Table-3.1 (Contd.)
(Four digit level HS code)

(First two digit section, second two digit chapter and last two digit indicate four digit level commodities)

(Amount in thousand)

HS Code - Commodities/Countries	2024 - 2025		2025 - 2026	
	Amount (BDT)	Amount (USD)	Amount (BDT)	Amount (USD)
Japan	163671	1353	220043	1800
Korea, Republic Of	760537	6295	903783	7387
Lithuania	125	1	129	1
Malaysia	317452	2636	611800	5004
Mauritius	11394	96	31540	258
Myanmar	8	0	2401	20
Netherlands	1509	12	3735	31
Pakistan	455134	3780	277652	2272
Portugal	902	7	9151	75
Romania	245	2	2608	21
Singapore	1336	11	17345	141
Spain			16410	134
Sri Lanka	980163	8157	460356	3763
Taiwan: Province Of China	2907569	24043	3499721	28620
Thailand	1119448	9259	334827	2738
Turkey	87409	721	29197	239
United Kingdom (UK)	27	0		
United States of America (USA)	2575	21	294	2
Viet Nam	1460436	12095	1588846	12984
116100 Articles of apparel & cloth accessories, knitted/crocheted	**1835105**	**15162**	**2363810**	**19324**
116101 Men/boys overcoats, car-coat etc	**6889**	**57**	**35**	**0**
China People'S Republic (P.R)	6417	53		
India	473	4	35	0
116103 Men/boys suits, jakets etc	**36022**	**299**	**44305**	**363**
China People'S Republic (P.R)	24624	205	39017	319
Greece	3569	29		
India	7122	59	5238	43
Italy	706	6		
Viet Nam			49	0
116104 Women/girls suits, jacket etc	**5369**	**44**	**21459**	**176**
China People'S Republic (P.R)	4694	38	447	4
India	652	5	21013	172
Thailand	23	0		
116105 Men/boys shirts knitted/crochetd	**9620**	**79**	**7336**	**60**
China People'S Republic (P.R)	6560	54	5845	48
India	577	5	144	1
Pakistan	2438	20	1347	11
Thailand	43	0		
Viet Nam	2	0		
116106 Women/girls blouses, shirts etc	**329**	**3**	**2908**	**24**
China People'S Republic (P.R)	15	0	2858	23
India	314	3	45	0
Turkey			6	0
116107 Men/boys underpants, briefs, gowns etc.	**27471**	**227**	**70293**	**574**
Chile	16	0		
China People'S Republic (P.R)	22029	182	63265	517
Hong Kong: Sar Of China	755	6	196	2

Import payments by commodities/countries Table-3.1 (Contd.)
(Four digit level HS code)

(First two digit section, second two digit chapter and last two digit indicate four digit level commodities)

(Amount in thousand)

HS Code - Commodities/Countries	2024 - 2025		2025 - 2026	
	Amount (BDT)	Amount (USD)	Amount (BDT)	Amount (USD)
India	3951	33	5558	45
Pakistan	177	1	440	4
Sri Lanka	1	0		
Thailand	543	4	832	7
116108 Women/girls slips petticoats, briefs etc	**164**	**1**	**17650**	**144**
China People'S Republic (P.R)	49	0	16181	132
Hong Kong: Sar Of China			1160	9
India	115	1	282	2
Thailand			26	0
116109 T-shirt singlets & other vests	**222280**	**1830**	**203690**	**1664**
China People'S Republic (P.R)	189185	1556	178398	1457
France	0	0		
Hong Kong: Sar Of China	41	0	66	1
India	23185	192	20111	165
Indonesia			116	1
Italy	26	0		
Korea, Republic Of	44	0	33	0
Malaysia	19	0		
Myanmar			1139	9
Singapore			30	0
Sri Lanka			6	0
Thailand	3443	29	153	1
Turkey			57	0
United Arab Emirates (UAE)	1203	10		
United Kingdom (UK)	24	0		
United States of America (USA)	745	6	30	0
Viet Nam	4365	37	3551	29
116110 Jerseys, pullovers,cardigans etc.	**12518**	**104**	**19232**	**157**
Australia	9	0		
Cambodia	1543	13		
China People'S Republic (P.R)	5642	47	10182	83
India	5268	44	9038	74
Italy	10	0		
Japan	9	0	12	0
Singapore	6	0		
United Arab Emirates (UAE)	12	0		
Viet Nam	20	0		
116111 Babies garment & cloth accessories	**48133**	**398**	**89742**	**734**
Australia	4	0		
China People'S Republic (P.R)	36882	305	89194	729
Hong Kong: Sar Of China	862	7	191	2
India	7487	62	165	1
Malaysia	1854	15	81	1
Thailand	449	4	84	1
United Arab Emirates (UAE)	574	5	27	0
United Kingdom (UK)	21	0		

Import payments by commodities/countries Table-3.1 (Contd.)
(Four digit level HS code)

(First two digit section, second two digit chapter and last two digit indicate four digit level commodities)

(Amount in thousand)

HS Code - Commodities/Countries	2024 - 2025		2025 - 2026	
	Amount (BDT)	Amount (USD)	Amount (BDT)	Amount (USD)
116112 Track suits, ski suit & swimwear	**34**	**0**	**2873**	**24**
China People'S Republic (P.R)	1	0	2780	23
India	33	0	80	1
Mexico			13	0
116113 Garments, made up of knitt. / crocheted	**1308**	**11**		
China People'S Republic (P.R)	124	1		
Germany	1185	10		
116114 Other garmnts, knitt or crocheted	**14906**	**123**	**8201**	**67**
China People'S Republic (P.R)	14906	123	867	7
United Kingdom (UK)			7335	60
116115 Panty, hose, tights, socks etc.	**56832**	**471**	**71734**	**586**
China People'S Republic (P.R)	53236	442	70244	574
Costa Rica			34	0
Egypt	188	2	73	1
Germany	61	1		
Hong Kong: Sar Of China	17	0		
India	1243	10	721	6
Indonesia			3	0
Italy	64	1	66	1
Korea, Republic Of	6	0	4	0
Malaysia	207	2	192	2
Taiwan: Province Of China	41	0		
Thailand	24	0	43	0
Turkey			352	3
United States of America (USA)	1745	15		
116116 Gloves, mittens & mitts	**216592**	**1798**	**210798**	**1723**
China People'S Republic (P.R)	181403	1506	119991	982
France	50	0		
Hong Kong: Sar Of China	2129	18	918	8
India	538	4	1763	14
Japan			35	0
Korea, Republic Of	166	1		
Pakistan	32306	268	87919	718
Taiwan: Province Of China			171	1
116117 Other made up clothing accessories	**1176639**	**9718**	**1593554**	**13028**
Canada	31750	263	6202	51
China People'S Republic (P.R)	720733	5947	1126405	9208
Croatia	11626	95	6991	57
Germany	3801	31	7045	58
Hong Kong: Sar Of China	63485	526	91555	748
India	63157	525	48683	398
Italy	2650	22	2664	22
Japan	59678	492	74215	606
Korea, Republic Of	347	3	3381	28
Lithuania	270	2		
Mauritius			142	1

Import payments by commodities/countries Table-3.1 (Contd.)
(Four digit level HS code)

(First two digit section, second two digit chapter and last two digit indicate four digit level commodities)

(Amount in thousand)

HS Code - Commodities/Countries	2024 - 2025		2025 - 2026	
	Amount (BDT)	Amount (USD)	Amount (BDT)	Amount (USD)
Pakistan	2651	22	317	3
Singapore	746	6		
Slovenia	85	1		
Sri Lanka	1	0		
Taiwan: Province Of China	170341	1410	201324	1647
Thailand	34988	288	15074	123
United Kingdom (UK)	12	0	34	0
United States of America (USA)	5262	43	378	3
Viet Nam	5056	42	9144	75
116200 Articles of apparel & cloth accessories, not knitted/crocheted	**6504269**	**53785**	**7164393**	**58577**
116201 Men/boys overcoats, car-coat etc	**7615**	**63**	**25325**	**207**
China People'S Republic (P.R)	7478	61	21716	177
Hong Kong: Sar Of China			134	1
India	137	1	3306	27
Myanmar			169	1
116202 Women/girls over-cat,car-coat etc	**9331**	**78**	**742**	**6**
China People'S Republic (P.R)	511	4	580	5
India	8744	73	92	1
United Arab Emirates (UAE)	77	1	23	0
United Kingdom (UK)			47	0
116203 Men/boys suits, jakets etc	**147014**	**1217**	**261387**	**2138**
Cambodia	76	1		
China People'S Republic (P.R)	102610	852	181536	1485
Hong Kong: Sar Of China	435	4	170	1
India	37069	305	68095	557
Korea, Republic Of			4	0
Pakistan	881	7	4081	33
Portugal			141	1
Romania	1	0		
Spain			87	1
Sri Lanka			3911	32
Switzerland			21	0
Thailand	294	2		
United Arab Emirates (UAE)	161	1	95	1
United Kingdom (UK)	154	1		
United States of America (USA)	5332	44		
Viet Nam			3247	27
116204 Women/girls suits, jacket etc	**880387**	**7256**	**1153650**	**9433**
Australia	45	0		
China People'S Republic (P.R)	8739	73	5667	46
France	44	0		
Germany	12333	103	907	7
Hong Kong: Sar Of China			47	0
Iceland	25	0		
India	311241	2566	624867	5109

Import payments by commodities/countries Table-3.1 (Contd.)
(Four digit level HS code)

(First two digit section, second two digit chapter and last two digit indicate four digit level commodities)

(Amount in thousand)

HS Code - Commodities/Countries		2024 - 2025		2025 - 2026	
		Amount (BDT)	Amount (USD)	Amount (BDT)	Amount (USD)
	Korea, Republic Of	4201	34		
	Malaysia	1461	12	1907	16
	Pakistan	541613	4461	520175	4253
	United Kingdom (UK)	685	6	80	1
116205	**Men/boys shirts not knitted/crochetd**	**7486**	**62**	**29041**	**237**
	Belgium			7	0
	China People'S Republic (P.R)	146	1	7363	60
	Hong Kong: Sar Of China			14429	118
	India	7310	60	7241	59
	Italy	31	0		
	Romania	0	0		
	Turkey			0	0
116206	**Women/girls blouses, shirts etc**	**2455**	**20**	**11883**	**97**
	China People'S Republic (P.R)			90	1
	India	977	8	3997	33
	Pakistan	1478	12	7795	64
116207	**Men/boys singlets & vest, slips etc**	**25394**	**209**	**28758**	**235**
	China People'S Republic (P.R)	3709	31	5236	43
	Hong Kong: Sar Of China	211	2		
	India	17705	146	10352	85
	Pakistan	3663	30	13015	106
	Thailand	106	1	155	1
116208	**Womn/girls singlets & other vest, slips etc.**	**26886**	**222**	**23029**	**188**
	China People'S Republic (P.R)	750	6	271	2
	India	12423	102	16334	134
	Pakistan	13551	112	6352	52
	Thailand	103	1	73	1
	United Kingdom (UK)	59	0		
116209	**Babies garments & clothing acesories**	**204436**	**1685**	**211647**	**1731**
	China People'S Republic (P.R)	129049	1064	158942	1300
	Hong Kong: Sar Of China	4995	42	558	5
	India	60293	496	45428	371
	Malaysia	14	0		
	Pakistan	7	0	221	2
	Thailand	5659	47	4018	33
	United Arab Emirates (UAE)	2294	19	458	4
	United Kingdom (UK)	1485	12	966	8
	United States of America (USA)	639	5	1056	9
116210	**Garment, made up of fabrics**	**335745**	**2746**	**32225**	**264**
	Cambodia			141	1
	China People'S Republic (P.R)	321704	2630	7520	61
	France	4030	34	3621	30
	Germany	93	1		
	Hong Kong: Sar Of China	39	0		
	India	6198	51	8812	72
	Singapore			349	3
	Turkey	0	0		

Import payments by commodities/countries Table-3.1 (Contd.)
(Four digit level HS code)

(First two digit section, second two digit chapter and last two digit indicate four digit level commodities)

(Amount in thousand)

HS Code - Commodities/Countries	2024 - 2025		2025 - 2026	
	Amount (BDT)	Amount (USD)	Amount (BDT)	Amount (USD)
United Arab Emirates (UAE)			11781	97
United Kingdom (UK)	3680	30		
116211 Track suits,ski-suits, swimwear etc	**7405**	**61**	**14219**	**116**
China People'S Republic (P.R)	5417	45	5918	48
Germany	21	0		
Hong Kong: Sar Of China			17	0
India	108	1	2160	18
Italy			1343	11
Korea, Republic Of	492	4	222	2
Myanmar			1394	11
Pakistan	94	1	122	1
Sri Lanka	52	0		
United Arab Emirates (UAE)			75	1
United Kingdom (UK)			1912	16
United States of America (USA)	1066	9	1056	9
Viet Nam	154	1		
116212 Brassieres, girdels, corsets etc	**2362473**	**19560**	**2832735**	**23157**
China People'S Republic (P.R)	2257468	18694	2746650	22454
Finland			440	4
Hong Kong: Sar Of China	27828	231	36035	294
India	4350	36	4699	38
Indonesia	49649	407	16126	132
Japan			1	0
Korea, Republic Of	25	0	87	1
Sri Lanka	22276	185	14859	122
Thailand	166	1	229	2
United Arab Emirates (UAE)	711	6	631	5
Viet Nam			12978	106
116213 Handkerchiefs	**7130**	**59**	**5656**	**46**
China People'S Republic (P.R)	6958	58	5306	43
India	172	1	351	3
116214 Shawis, scarves, muflers etc	**164941**	**1369**	**220842**	**1808**
Australia	5	0		
China People'S Republic (P.R)	106901	886	122952	1006
Germany			371	3
Hong Kong: Sar Of China	30	0	236	2
India	57733	481	97071	795
Korea, Republic Of	41	0		
Pakistan	205	2	212	2
United Kingdom (UK)	27	0		
116215 Ties, bow ties and cravats	**322353**	**2674**	**391644**	**3203**
Cambodia	205	2		
China People'S Republic (P.R)	296423	2457	378314	3094
Germany	1248	10		
Hong Kong: Sar Of China	17815	149	6216	51
India	5283	45	2213	18

Import payments by commodities/countries Table-3.1 (Contd.)
(Four digit level HS code)

(First two digit section, second two digit chapter and last two digit indicate four digit level commodities)

(Amount in thousand)

HS Code - Commodities/Countries	2024 - 2025		2025 - 2026	
	Amount (BDT)	Amount (USD)	Amount (BDT)	Amount (USD)
Korea, Republic Of			7	0
Sri Lanka	229	2	2431	20
Taiwan: Province Of China	605	5	891	7
United Arab Emirates (UAE)	369	3		
United Kingdom (UK)			218	2
United States of America (USA)			1354	11
Viet Nam	176	1		
116216 Gloves, mittens & mitts	**17170**	**143**	**5456**	**45**
China People'S Republic (P.R)	13613	113	2957	24
Germany	41	0		
India			3	0
Korea, Republic Of	3486	29	2481	20
Netherlands	29	0		
Taiwan: Province Of China			15	0
116217 Other made up cloth acesor & parts of garmt	**1976048**	**16363**	**1916156**	**15666**
Canada	171	1	803	7
Chile	218	2		
China People'S Republic (P.R)	1510290	12509	1375234	11242
Denmark			7982	65
France			268	2
Germany	1503	12	28472	234
Hong Kong: Sar Of China	92735	767	125176	1024
India	228262	1890	214490	1754
Indonesia	828	7	1794	15
Ireland			236	2
Italy	138	1	24453	199
Japan	10576	87	22873	187
Korea, Republic Of	8168	68	4299	35
Lithuania	1444	12		
Malaysia	4678	38	1655	14
Morocco	2302	19		
Pakistan	5152	42		
Portugal	60	1	74	1
Saudi Arabia	5709	48		
Singapore			3860	32
Spain	2649	22	4785	39
Sri Lanka	22722	188	9491	78
Sweden			3373	28
Taiwan: Province Of China	24606	204	12606	103
Thailand	13374	110	1554	13
Tunisia	145	1	485	4
Turkey	1066	9	8965	73
United Kingdom (UK)	6	0	984	8
United States of America (USA)	6739	56	27097	221
Viet Nam	32507	269	35146	287

Import payments by commodities/countries Table-3.1 (Contd.)
(Four digit level HS code)

(First two digit section, second two digit chapter and last two digit indicate four digit level commodities)

(Amount in thousand)

HS Code - Commodities/Countries	2024 - 2025		2025 - 2026	
	Amount (BDT)	Amount (USD)	Amount (BDT)	Amount (USD)
116300 Other made up textile articles; sets; worn clothing and worn textile articles; rags	**943228**	**7797**	**1094434**	**8950**
116301 Blankets and traveling rugs	**73846**	**612**	**49323**	**404**
China People'S Republic (P.R)	46750	385	44170	362
India	8131	68		
Italy	24	0		
Singapore			220	2
Spain	16218	136		
Switzerland	2527	21		
Thailand	196	2	300	2
Turkey			2249	18
United Kingdom (UK)			2364	19
United States of America (USA)			19	0
116302 Bed, table, toilet & kitchen linen	**172988**	**1430**	**173324**	**1418**
China People'S Republic (P.R)	119525	989	128120	1048
Hong Kong: Sar Of China	6204	51		
India	43646	361	42350	346
Italy	21	0		
Japan			83	1
Korea, Republic Of	35	0	26	0
Netherlands	546	5	509	4
Singapore	9	0		
Spain			471	4
Thailand	2908	24	1764	14
United Arab Emirates (UAE)	75	1		
United Kingdom (UK)	21	0		
116303 Curtans & interior blinds etc	**32610**	**270**	**26230**	**215**
Belgium			15	0
China People'S Republic (P.R)	9201	76	10827	89
Germany			93	1
India	557	5	881	7
Korea, Republic Of	3502	29	3244	27
Malaysia	202	2	36	0
Singapore	433	4		
Slovakia			23	0
Taiwan: Province Of China	1155	10		
Thailand	194	2		
United Arab Emirates (UAE)	15067	125	10948	90
United Kingdom (UK)	574	5	165	1
United States of America (USA)	1726	14		
116304 Other furnishing artcles	**28344**	**234**	**28800**	**235**
China People'S Republic (P.R)	21724	179	12980	106
India	5406	45	14371	117
Italy	65	1		
Singapore	43	0	872	7

Import payments by commodities/countries Table-3.1 (Contd.)
(Four digit level HS code)

(First two digit section, second two digit chapter and last two digit indicate four digit level commodities)

(Amount in thousand)

HS Code - Commodities/Countries		2024 - 2025		2025 - 2026	
		Amount (BDT)	Amount (USD)	Amount (BDT)	Amount (USD)
	Thailand	122	1	416	3
	United Kingdom (UK)	985	8	161	1
116305	**Sacks & bags use for packing goods**	**36981**	**305**	**78883**	**647**
	Belgium			1	0
	Canada			70	1
	China People'S Republic (P.R)	31169	257	76303	626
	Hong Kong: Sar Of China			26	0
	India	41	0	229	2
	Japan	2839	23	2255	18
	Malaysia	8	0		
	Taiwan: Province Of China	1	0		
	Viet Nam	2924	24		
116306	**Tarpaulins,tents, sails etc**	**61070**	**511**	**28678**	**234**
	China People'S Republic (P.R)	23338	192	28256	231
	Hong Kong: Sar Of China	41	0		
	India			212	2
	Japan			210	2
	Taiwan: Province Of China	29483	250		
	United States of America (USA)	8208	68		
116307	**Other made up articles incl dress patterns**	**485589**	**4007**	**623940**	**5100**
	Austria			2	0
	Canada	23	0		
	Chile			176	1
	China People'S Republic (P.R)	393028	3244	465782	3807
	Czech Republic	62	1	63	1
	Egypt			3246	27
	Germany	1603	13	1612	13
	Hong Kong: Sar Of China	806	7	1854	15
	India	32631	268	60071	491
	Italy	116	1	1198	10
	Japan	2102	17	2037	17
	Korea, Republic Of	3764	31	2214	18
	Malaysia	61	1	1111	9
	Pakistan			55	0
	Poland	540	4		
	Romania			207	2
	Singapore	766	6		
	Spain			85	1
	Switzerland	695	6		
	Taiwan: Province Of China	45436	375	50519	413
	Thailand	397	3	594	5
	Turkey	2762	23		
	United Kingdom (UK)	388	3	25	0
	United States of America (USA)	231	2	16285	133

Import payments by commodities/countries Table-3.1 (Contd.)
(Four digit level HS code)

(First two digit section, second two digit chapter and last two digit indicate four digit level commodities)

(Amount in thousand)

HS Code - Commodities/Countries	2024 - 2025		2025 - 2026	
	Amount (BDT)	Amount (USD)	Amount (BDT)	Amount (USD)
Viet Nam	177	1	16804	138
116308 Set consisting of woven fabric & yarn			**2637**	**22**
China People'S Republic (P.R)			2637	22
116309 Worm clothing & other worm artcles	**50673**	**419**	**82434**	**674**
China People'S Republic (P.R)	20689	170	31728	259
Japan	1671	14	4590	38
Korea, Republic Of	8108	67	16301	133
Taiwan: Province Of China	20199	168	28129	230
United Arab Emirates (UAE)			1686	14
United States of America (USA)	6	0		
116310 Use/new rags, rope cordage etc	**1125**	**9**	**186**	**2**
China People'S Republic (P.R)			148	1
Germany	1	0		
Malaysia	514	4		
Sri Lanka	583	5		
Thailand	27	0	38	0
120000 Footwear,Hradgear, Umbrellas, Sun Umbrellas, Walking Sticks, Seat-Sticks, Whips, Riding-Crops and Parts Thereof Etc	**30274175**	**250550**	**33920494**	**277322**
126400 Footwear, gaiters and the like; parts of such articles	**24321144**	**201248**	**24643801**	**201528**
126401 Waterproof footwear	**119475**	**993**	**120362**	**984**
China People'S Republic (P.R)	114739	955	113016	924
Hong Kong: Sar Of China	391	3		
India	3613	30	7347	60
Malaysia	290	2		
United States of America (USA)	441	4		
126402 Other footwear, outer soles & uppers rubber	**688773**	**5683**	**799761**	**6541**
Brazil			1918	16
Cambodia	35	0		
China People'S Republic (P.R)	678192	5596	773935	6330
Hong Kong: Sar Of China	6976	57	2779	23
India	1641	14	1050	9
Italy			3821	31
Korea, Republic Of	379	3		
Myanmar			8788	72
Taiwan: Province Of China	1	0	13	0
Thailand	536	4	1480	12
Turkey			5450	45
United Kingdom (UK)	194	2	88	1
Viet Nam	818	7	440	4
126403 Footwear with soles of rubber, plastics etc.	**416725**	**3444**	**371090**	**3036**
Cambodia	4831	40		
China People'S Republic (P.R)	359557	2972	338348	2768
Hong Kong: Sar Of China			1305	11

Import payments by commodities/countries Table-3.1 (Contd.)
(Four digit level HS code)

(First two digit section, second two digit chapter and last two digit indicate four digit level commodities)

(Amount in thousand)

HS Code - Commodities/Countries	2024 - 2025		2025 - 2026	
	Amount (BDT)	Amount (USD)	Amount (BDT)	Amount (USD)
India	36264	300	23502	192
Indonesia	586	5		
Japan			39	0
Malaysia	11869	98	124	1
Pakistan			15	0
Romania	2488	20	2556	21
Singapore	636	5		
Spain			9	0
Taiwan: Province Of China			6	0
Tajikistan	493	4		
Thailand			294	2
United Kingdom (UK)			188	2
Viet Nam			4703	39
126404 Footwear outer soles rubr/lathr etc	**83921**	**693**	**69469**	**569**
Cambodia			70	1
China People'S Republic (P.R)	14113	117	17339	142
Germany	36	0		
India	10391	85	3251	27
Indonesia	49611	409	18034	147
Korea, Republic Of			0	0
Pakistan	254	2	102	1
Taiwan: Province Of China	8	0		
Viet Nam	9509	79	30673	252
126405 Other footwear	**494698**	**4085**	**391151**	**3198**
Australia	17	0		
China People'S Republic (P.R)	476614	3935	376306	3077
Hong Kong: Sar Of China	776	6	824	7
India	6147	51	4176	34
Indonesia	2740	23	781	6
Japan	1072	9	25	0
Korea, Republic Of	4	0		
Malaysia	790	7	966	8
Myanmar			330	3
Pakistan	325	3	423	3
Singapore			25	0
Thailand	3338	28	519	4
United Arab Emirates (UAE)			26	0
United Kingdom (UK)	117	1	3302	27
Viet Nam	2758	23	3448	28
126406 Parts of footwear	**22517551**	**186349**	**22891968**	**187200**
Brazil			1089	9
Burkina Faso	203	2		
Cambodia	37068	304	163692	1338
Canada	61	1		
China People'S Republic (P.R)	19875163	164498	20772103	169859

Import payments by commodities/countries Table-3.1 (Contd.)
(Four digit level HS code)

(First two digit section, second two digit chapter and last two digit indicate four digit level commodities)

(Amount in thousand)

HS Code - Commodities/Countries		2024 - 2025		2025 - 2026	
		Amount (BDT)	Amount (USD)	Amount (BDT)	Amount (USD)
	Egypt			1339	11
	Germany	1821	15		
	Hong Kong: Sar Of China	481065	3970	88945	729
	India	423605	3504	317706	2600
	Indonesia			1862	15
	Italy	137419	1135	78140	639
	Japan	21	0	4991	41
	Korea, Republic Of	57540	479	96014	784
	Malaysia	6961	57	15987	131
	Pakistan	54559	455	4212	34
	Poland			294	2
	Portugal	6901	56		
	Singapore			1200	10
	Spain	6878	57	6603	54
	Taiwan: Province Of China	38375	319	267393	2187
	Thailand	11957	99	17484	143
	Turkey	202	2		
	Ukraine	1351	11	5215	43
	United Arab Emirates (UAE)			4	0
	United Kingdom (UK)	537	5		
	United States of America (USA)	2189	18		
	Viet Nam	1373674	11365	1047697	8571
126500	**Headgear and parts thereof**	**471354**	**3903**	**656162**	**5366**
126501	**Hat-forms, hat bodies & hoods of felt etc**	**26678**	**222**	**32083**	**263**
	China People'S Republic (P.R)	20207	168	26690	218
	India	6471	54	5393	44
126502	**Hat-shapes**	**216**	**2**	**137**	**1**
	China People'S Republic (P.R)	216	2		
	India			137	1
126504	**Hats and other headgear, not lined**	**5203**	**43**	**5572**	**46**
	China People'S Republic (P.R)	109	1	5565	45
	Hong Kong: Sar Of China	5035	41		
	India	59	0	7	0
126505	**Hat and other headgear knitted/croched**	**58324**	**484**	**107066**	**875**
	China People'S Republic (P.R)	46751	388	83796	685
	France			1	0
	Hong Kong: Sar Of China	2619	22	2293	19
	India	3207	27	6386	52
	Japan			984	8
	Korea, Republic Of	1651	14	8403	68
	Pakistan	3278	27	991	8
	Philippines			2373	19
	Switzerland	0	0		
	Thailand			3	0
	Turkey			14	0

Import payments by commodities/countries Table-3.1 (Contd.)
(Four digit level HS code)

(First two digit section, second two digit chapter and last two digit indicate four digit level commodities)

(Amount in thousand)

HS Code - Commodities/Countries	2024 - 2025		2025 - 2026	
	Amount (BDT)	Amount (USD)	Amount (BDT)	Amount (USD)
Viet Nam	817	7	1822	15
126506 Other headgear, not lined	**296331**	**2450**	**374827**	**3065**
Austria			2	0
China People'S Republic (P.R)	56204	465	135275	1106
France			68	1
Germany	91	1	571	5
Hong Kong: Sar Of China	7816	64	2975	24
India	195495	1615	217755	1781
Indonesia	660	5	9442	77
Japan			3	0
Korea, Republic Of	3974	33		
Pakistan			36	0
United Arab Emirates (UAE)	708	6	7769	64
United Kingdom (UK)	291	2		
United States of America (USA)	29061	242	930	8
Viet Nam	2032	17		
126507 Head-bands, linings, covers etc	**84603**	**703**	**136478**	**1116**
China People'S Republic (P.R)	47258	393	92749	758
France			31	0
Hong Kong: Sar Of China			203	2
India	8881	73	3064	25
Indonesia	26	0	357	3
Japan			52	0
Korea, Republic Of	28107	234	35382	290
Mexico			294	2
United Arab Emirates (UAE)			31	0
United States of America (USA)			4	0
Viet Nam	331	3	4313	35
126600 Umbrellas, sun umbrellas, walking-sticks, seat-sticks, whips, riding-crops and parts thereof	**749605**	**6190**	**843070**	**6888**
126601 Umbrella and sun umbrellas, etc	**80921**	**669**	**106299**	**869**
Belgium	16	0		
China People'S Republic (P.R)	77178	637	106186	868
Hong Kong: Sar Of China	3716	32		
India			1	0
Malaysia			26	0
Myanmar			47	0
Taiwan: Province Of China	2	0		
Thailand	2	0	38	0
United Arab Emirates (UAE)	4	0		
United Kingdom (UK)	3	0		
126602 Walking-sticks, seat-sticks etc.	**11754**	**98**	**11541**	**94**
China People'S Republic (P.R)	11516	96	11541	94
Hong Kong: Sar Of China	238	2		

Import payments by commodities/countries Table-3.1 (Contd.)
(Four digit level HS code)

(First two digit section, second two digit chapter and last two digit indicate four digit level commodities)

(Amount in thousand)

HS Code - Commodities/Countries	2024 - 2025		2025 - 2026	
	Amount (BDT)	Amount (USD)	Amount (BDT)	Amount (USD)
126603 Parts, trimmings & accessories	**656930**	**5423**	**725230**	**5924**
China People'S Republic (P.R)	632637	5224	708045	5784
Hong Kong: Sar Of China	24157	198	14989	122
India	63	1	2169	18
Singapore	72	1		
Thailand			27	0
126700 Prepared feathers and down and articles made of feathers; artificila flowers; articles of human hair	**4732072**	**39209**	**7777460**	**63541**
126701 Skins and other parts of birds	**300320**	**2492**	**396550**	**3242**
China People'S Republic (P.R)	225258	1861	338848	2771
India	10	0	423	3
Italy	3354	27	5303	43
Taiwan: Province Of China	69616	586		
Viet Nam	2083	17	51975	424
126702 Artificial flowers folige etc.	**276427**	**2283**	**337850**	**2763**
China People'S Republic (P.R)	271097	2239	329719	2696
Hong Kong: Sar Of China	2297	19	228	2
India	1944	16	7229	59
Korea, Republic Of	38	0		
Myanmar	1014	9	576	5
Taiwan: Province Of China			31	0
Thailand	21	0	31	0
Turkey			37	0
United Arab Emirates (UAE)	15	0		
126703 Humn hair, dressed, thinned etc.	**4149565**	**34386**	**7035873**	**57477**
China People'S Republic (P.R)	847498	7027	1959848	16025
Hong Kong: Sar Of China	7084	59	5232	43
India	568581	4706	966012	7879
Indonesia	11859	97		
Japan	2151048	17825	2714528	22170
Korea, Republic Of	240174	1990	513381	4200
Malawi			13350	109
Malaysia	293370	2432	825936	6744
Myanmar			5828	48
Thailand	29951	250	31757	260
126704 Wigs, false beards, eyebrows etc.	**5760**	**48**	**7186**	**59**
China People'S Republic (P.R)	5262	44	4631	38
India	270	2	2482	20
Korea, Republic Of	180	2		
Philippines	46	0	68	1
Thailand	1	0	5	0
130000 Articles of Stone, Plaster, Cement, Asbestos, Mica or Similar Materials; Ceramic Products; Glass and Glassware	**25169698**	**208303**	**24619933**	**201319**
136800 Articles of stone, plaster, asbestos, mica etc.	**5802203**	**48040**	**6244778**	**51064**
136801 Setts, curbstones & flagstones, naturl	**5294**	**44**	**1843**	**15**
China People'S Republic (P.R)	4585	38	1843	15

Import payments by commodities/countries Table-3.1 (Contd.)
(Four digit level HS code)

(First two digit section, second two digit chapter and last two digit indicate four digit level commodities)

(Amount in thousand)

HS Code - Commodities/Countries		2024 - 2025		2025 - 2026	
		Amount (BDT)	Amount (USD)	Amount (BDT)	Amount (USD)
	Korea, Republic Of	709	6		
136802	**Worked monumental buildg stone etc.**	**202452**	**1677**	**164817**	**1348**
	China People'S Republic (P.R)	62031	514	72657	594
	Germany	41	0	115	1
	Hong Kong: Sar Of China	5	0	134	1
	India	124067	1028	80060	655
	Italy	2123	18	9	0
	Kazakhstan			6	0
	Korea, Republic Of			647	5
	Malaysia			1098	9
	Morocco	49	0		
	Namibia	1512	12	1549	13
	Pakistan	1499	12		
	Singapore			89	1
	Slovakia	27	0		
	Spain	5596	47	7997	65
	Sweden	1402	12	63	1
	Turkey	3543	29	392	3
	United Arab Emirates (UAE)	41	0		
	United States of America (USA)	115	1		
	Viet Nam	402	3		
136803	**Worked slate & articlese of slate**	**1592**	**13**	**1883**	**15**
	China People'S Republic (P.R)	267	2	273	2
	India			110	1
	Spain	1325	11	1463	12
	United Arab Emirates (UAE)			37	0
136804	**Millstone, grindstone, grinding wheel etc.**	**2453214**	**20291**	**2508823**	**20511**
	Australia			470	4
	Austria	6048	50	4861	40
	China People'S Republic (P.R)	2072522	17132	2146416	17548
	France	298	2	828	7
	Germany	18155	151	30532	250
	Hong Kong: Sar Of China	5631	47	14356	117
	Hungary	45299	382	505	4
	India	115550	958	84424	691
	Indonesia	13667	113	15074	123
	Italy	18616	154	24728	202
	Japan	22036	183	26263	215
	Korea, Republic Of	8677	71	7530	62
	Malaysia	1778	15	42528	348
	Mexico	16	0	5	0
	Netherlands	16	0	13	0
	Philippines	5550	47		
	Poland	638	5	103	1
	Portugal	493	4		
	Singapore	96	1	401	3

Import payments by commodities/countries Table-3.1 (Contd.)
(Four digit level HS code)

(First two digit section, second two digit chapter and last two digit indicate four digit level commodities)

(Amount in thousand)

HS Code - Commodities/Countries		2024 - 2025		2025 - 2026	
		Amount (BDT)	Amount (USD)	Amount (BDT)	Amount (USD)
	Spain	2175	18	629	5
	Sri Lanka			94	1
	Sweden	3597	29	4034	33
	Switzerland	1736	14	5883	48
	Taiwan: Province Of China	10445	85	2441	20
	Thailand	93973	778	91006	744
	Turkey	517	4	681	6
	United Kingdom (UK)	1960	16	71	1
	United States of America (USA)	3726	31	4946	40
136805	**Natural/art abrasive powder/grain**	**814306**	**6746**	**811675**	**6635**
	Austria	321	3	2560	21
	Belgium	222	2		
	Brazil	6854	57		
	Canada	2061	17	1223	10
	China People'S Republic (P.R)	538660	4464	600313	4908
	Finland	399	3		
	France	8970	74	17710	145
	Germany	26546	220	11678	95
	Greece	6608	55	6635	54
	Hong Kong: Sar Of China	257	2	1782	15
	India	12974	106	8742	71
	Italy	23895	198	6418	52
	Japan	3912	32	9935	81
	Korea, Republic Of	5445	45	6258	51
	Malaysia	1239	10	14	0
	Netherlands	1015	8		
	Poland	132239	1095	70741	577
	Portugal	7279	61	479	4
	Singapore	173	1	8000	65
	Spain	18	0	2169	18
	Switzerland	277	2	1958	16
	Taiwan: Province Of China	2547	21	1495	12
	Thailand	24535	203	48094	393
	Turkey			516	4
	Ukraine			18	0
	United Kingdom (UK)	2721	23	1348	11
	United States of America (USA)	4872	40	2485	20
	Viet Nam	267	2	1104	9
136806	**Slag wool, rock wool etc.**	**435497**	**3611**	**376311**	**3078**
	Canada			119	1
	China People'S Republic (P.R)	217074	1795	182955	1495
	Czech Republic			1277	10
	Egypt	10809	90	4397	36
	France	2093	17	4302	35
	Germany	72	1	2598	21
	Hong Kong: Sar Of China	312	3		
	India	87749	731	83324	682
	Indonesia	1244	10	7209	59
	Italy	1614	13	1212	10

Import payments by commodities/countries Table-3.1 (Contd.)
(Four digit level HS code)

(First two digit section, second two digit chapter and last two digit indicate four digit level commodities)

(Amount in thousand)

HS Code - Commodities/Countries		2024 - 2025		2025 - 2026	
		Amount (BDT)	Amount (USD)	Amount (BDT)	Amount (USD)
	Japan	61	0	3825	31
	Kazakhstan	1536	13		
	Korea, Republic Of	18345	153	24399	200
	Malaysia			2231	18
	Mexico			1298	11
	Saudi Arabia	73143	608	16135	132
	Spain	1010	9		
	Sri Lanka	416	3		
	Switzerland	18	0		
	Thailand	621	5	20404	167
	Turkey	6843	57		
	United Arab Emirates (UAE)	11132	91	20406	167
	United Kingdom (UK)	205	2		
	United States of America (USA)	877	7	221	2
	Viet Nam	323	3		
136807	**Articles asphalt/smilr materials**	**61203**	**506**	**62235**	**509**
	Australia	3278	27		
	Chile			1006	8
	China People'S Republic (P.R)	13729	113	21875	179
	Egypt			9798	80
	India	31670	263	24908	204
	Korea, Republic Of	197	2	5	0
	Malaysia			23	0
	Saudi Arabia	4172	34	1471	12
	Turkey	4101	34	2160	18
	United Arab Emirates (UAE)	4056	34	988	8
136808	**Panels, boards, tiles, blocks etc.**	**92474**	**767**	**83440**	**682**
	China People'S Republic (P.R)	13502	112	13342	109
	Germany	1001	8		
	India	43613	363	28720	235
	Russian Federation	1340	11		
	Thailand	30699	253	38128	311
	Turkey			695	6
	United Arab Emirates (UAE)	2319	19	2556	21
136809	**Articles plaster/compositions**	**25420**	**210**	**42516**	**347**
	China People'S Republic (P.R)	22080	183	30731	251
	Germany	1288	11		
	India			2279	19
	Italy	2052	17		
	Thailand			3812	31
	United Kingdom (UK)			13	0
	United States of America (USA)			5681	46
136810	**Articles cement, concrete etc.**	**65661**	**543**	**411421**	**3372**
	China People'S Republic (P.R)	10843	90	400212	3281
	India	315	3	9585	78

Import payments by commodities/countries Table-3.1 (Contd.)
(Four digit level HS code)

(First two digit section, second two digit chapter and last two digit indicate four digit level commodities)

(Amount in thousand)

HS Code - Commodities/Countries		2024 - 2025		2025 - 2026	
		Amount (BDT)	Amount (USD)	Amount (BDT)	Amount (USD)
	Italy			143	1
	Korea, Republic Of			1238	10
	Malaysia	33	0		
	Netherlands	52919	437		
	Pakistan			112	1
	Poland	17	0		
	Thailand			132	1
	Turkey	1534	13		
136811	**Articles asbestos-cement,cellulose, etc.**	**76763**	**638**	**69343**	**567**
	China People'S Republic (P.R)	8034	66	10831	89
	Hong Kong: Sar Of China	186	2		
	India	20638	172	2781	23
	Sri Lanka	10238	84	23522	192
	Thailand	36201	302	32209	263
	Turkey	1467	12		
136812	**Fabricated asbestos fibres**	**39577**	**328**	**42598**	**348**
	Austria			17	0
	China People'S Republic (P.R)	20738	173	16591	136
	Germany			33	0
	India	18379	151	18965	155
	Korea, Republic Of	247	2	9	0
	United Arab Emirates (UAE)	212	2		
	United States of America (USA)			6983	57
136813	**Friction material & articles**	**354424**	**2935**	**483941**	**3958**
	Austria	953	8	669	5
	China People'S Republic (P.R)	97808	813	146126	1194
	Czech Republic			1498	12
	Germany	3378	28	566	5
	Hong Kong: Sar Of China	6211	51	377	3
	India	225925	1869	294119	2406
	Indonesia	1054	9	1432	12
	Italy	4950	41	1516	12
	Japan	3373	28	3406	28
	Korea, Republic Of	49	0	1900	16
	Malaysia	1167	10	528	4
	Netherlands	40	0	246	2
	Pakistan	295	2	389	3
	Romania	30	0		
	Singapore	1632	14	2296	19
	Switzerland	59	0	236	2
	Taiwan: Province Of China	24	0	194	2
	Thailand	5338	44	13976	114
	Turkey	47	0	30	0
	United Arab Emirates (UAE)	2091	17	11264	92
	United Kingdom (UK)			105	1
	United States of America (USA)			3068	25
136814	**Worked mica and articles of mica**	**17953**	**149**	**20216**	**165**

Import payments by commodities/countries Table-3.1 (Contd.)
(Four digit level HS code)

(First two digit section, second two digit chapter and last two digit indicate four digit level commodities)

(Amount in thousand)

HS Code - Commodities/Countries		2024 - 2025		2025 - 2026	
		Amount (BDT)	Amount (USD)	Amount (BDT)	Amount (USD)
	Austria	70	1		
	China People'S Republic (P.R)	4097	34	3893	32
	Germany	1032	9	1919	16
	India	12454	103	10977	90
	Italy	208	2		
	Japan			1132	9
	Malaysia	23	0		
	Netherlands	0	0		
	Sweden			199	2
	Turkey			1637	13
	United Kingdom (UK)	69	1	460	4
136815	**Articles of stone/other mineral lsubs**	**1156373**	**9582**	**1163717**	**9514**
	Austria	466	4	340	3
	Belgium	412	3		
	Brazil	87	1		
	China People'S Republic (P.R)	53076	440	87719	718
	Denmark	114	1		
	Finland	66	1	480	4
	France			29175	240
	Germany	8449	70	11815	97
	Hong Kong: Sar Of China	472	4	224	2
	India	4079	34	14250	116
	Italy	5	0		
	Japan	554941	4598	579565	4738
	Korea, Republic Of	137334	1131	124189	1015
	Mexico	15	0		
	Netherlands	84	1		
	Singapore	14	0	479	4
	Slovakia	55	0	26	0
	Spain	22	0	468	4
	Sri Lanka	180	1		
	Sweden	124	1	509	4
	Taiwan: Province Of China	21	0	73	1
	Thailand	4003	33		
	Turkey	2095	17	4990	41
	United Arab Emirates (UAE)	454	4		
	United Kingdom (UK)	218	2	35837	292
	United States of America (USA)	2269	19	10693	87
	Viet Nam	387320	3218	262882	2149
136900	**Ceramic products**	**6419340**	**53095**	**6084796**	**49771**
136901	**Bricks, blocks, tiles etc.**	**1475**	**12**	**964**	**8**
	China People'S Republic (P.R)	1292	11	958	8
	India			7	0
	Taiwan: Province Of China	183	2		
136902	**Refractory bricks, blocks, tiles etc.**	**1731889**	**14308**	**1476508**	**12079**
	Austria			13353	109

Import payments by commodities/countries Table-3.1 (Contd.)
(Four digit level HS code)

(First two digit section, second two digit chapter and last two digit indicate four digit level commodities)

(Amount in thousand)

HS Code - Commodities/Countries		2024 - 2025		2025 - 2026	
		Amount (BDT)	Amount (USD)	Amount (BDT)	Amount (USD)
	China People'S Republic (P.R)	1404141	11585	1194080	9769
	Germany	24361	203	35258	289
	Hong Kong: Sar Of China	17124	144	71	1
	Hungary	14800	120	12189	99
	India	223201	1852	208466	1705
	Indonesia	7171	60		
	Italy	2163	18	9601	78
	Singapore	469	4	147	1
	Spain	1236	10		
	Taiwan: Province Of China	3841	31		
	Thailand	33380	280		
	United Arab Emirates (UAE)			1956	16
	United States of America (USA)			1386	11
136903	**Other refractory ceramic goods**	**1970358**	**16299**	**1819974**	**14886**
	Australia			3415	28
	Austria	15798	129	2852	23
	Canada	1918	16		
	China People'S Republic (P.R)	1127877	9322	1237178	10120
	France	3606	30		
	Germany	42474	352	27601	226
	Hong Kong: Sar Of China	35270	294	29653	242
	India	558062	4623	443123	3625
	Italy	88701	728	14613	120
	Japan	42017	351	12015	98
	Korea, Republic Of	1337	11		
	Mexico	1896	16		
	Netherlands			2165	18
	Taiwan: Province Of China			1439	12
	Thailand	47834	397	44580	364
	Turkey	860	7		
	United Kingdom (UK)	1204	10	344	3
	United States of America (USA)	1506	13	996	8
136904	**Ceramic building bricks, flooring blocks etc.**	**2009**	**17**	**4725**	**39**
	China People'S Republic (P.R)	1433	12	4540	37
	Germany	576	5		
	Spain			28	0
	Taiwan: Province Of China			157	1
136905	**Roofing tiles, chimney-pots etc.**	**24068**	**198**	**38387**	**314**
	China People'S Republic (P.R)	23967	198	28378	232
	Hong Kong: Sar Of China			355	3
	India	101	1		
	Italy			9542	78
	Spain			113	1
136906	**Ceramic pipes, pipe fittings etc.**	**5269**	**44**	**3752**	**31**
	China People'S Republic (P.R)	5269	44	1459	12

Import payments by commodities/countries Table-3.1 (Contd.)
(Four digit level HS code)

(First two digit section, second two digit chapter and last two digit indicate four digit level commodities)

(Amount in thousand)

HS Code - Commodities/Countries		2024 - 2025		2025 - 2026	
		Amount (BDT)	Amount (USD)	Amount (BDT)	Amount (USD)
	Germany			2245	18
	Hong Kong: Sar Of China			48	0
136907	**Unglazed ceramic flags, wall tiles etc.**	**1974583**	**16344**	**1851665**	**15144**
	Australia	484	4		
	China People'S Republic (P.R)	1699576	14068	1535078	12556
	Germany	509	4		
	Hong Kong: Sar Of China	282	2		
	India	140790	1163	216953	1773
	Indonesia	8929	74	3301	27
	Italy	4008	33	1240	10
	Japan			3268	27
	Malaysia	20888	173	12115	99
	Morocco	88	1		
	Poland	12002	100	3098	25
	Spain	54062	447	70825	580
	Thailand	377	3	2161	18
	Turkey	29051	243	2382	19
	United Arab Emirates (UAE)	3540	29	1244	10
136909	**Ceramic wares for lab, chemical uses etc.**	**75380**	**624**	**93972**	**768**
	Australia	7	0		
	Belgium	800	7		
	China People'S Republic (P.R)	40882	339	40870	334
	France			808	7
	Germany	1030	9	745	6
	India	30870	255	42195	345
	Italy	72	1	1814	15
	Japan	277	2	335	3
	Korea, Republic Of			2481	20
	Mexico			2934	24
	Sweden	222	2	832	7
	Switzerland	77	1	121	1
	Taiwan: Province Of China	61	1		
	United Kingdom (UK)	619	5		
	United States of America (USA)	463	4	836	7
136910	**Ceramic sinks, wash basins etc.**	**587971**	**4866**	**750862**	**6142**
	China People'S Republic (P.R)	540061	4471	707741	5790
	Germany	969	8	609	5
	Hong Kong: Sar Of China	3366	28	4505	37
	India	11047	91	15004	123
	Indonesia	3098	26	404	3
	Italy	1002	8	107	1
	Japan	2	0		
	Korea, Republic Of			525	4
	Malaysia	420	3	152	1
	Norway	747	6		
	Spain	529	4	3	0

Import payments by commodities/countries Table-3.1 (Contd.)
(Four digit level HS code)

(First two digit section, second two digit chapter and last two digit indicate four digit level commodities)

(Amount in thousand)

HS Code - Commodities/Countries		2024 - 2025		2025 - 2026	
		Amount (BDT)	Amount (USD)	Amount (BDT)	Amount (USD)
	Taiwan: Province Of China	4056	34	110	1
	Thailand	11740	97	14291	117
	Turkey	1243	10	158	1
	United Arab Emirates (UAE)	515	4		
	United States of America (USA)			122	1
	Viet Nam	9176	76	7134	58
136911	**Tableware, kitchenware, etc., of porcelain/china**	**6095**	**50**	**8282**	**68**
	China People'S Republic (P.R)	5922	49	7818	64
	Germany	21	0		
	Indonesia			55	0
	Italy	10	0		
	Japan			306	3
	Saudi Arabia			36	0
	Singapore			8	0
	Thailand	46	0	59	0
	United Arab Emirates (UAE)	96	1		
136912	**Tableware, etc., not porcelain/china**	**4407**	**36**	**9082**	**74**
	China People'S Republic (P.R)	4201	35	8856	73
	Saudi Arabia			3	0
	Thailand	128	1	223	2
	United Arab Emirates (UAE)	78	1		
136913	**Statuettes & other ornamental ceramic art**	**14808**	**122**	**16943**	**138**
	China People'S Republic (P.R)	14707	121	16891	138
	Italy	101	1		
	Thailand			52	0
136914	**Other ceramic articles**	**21028**	**174**	**9679**	**79**
	China People'S Republic (P.R)	13964	116	6940	57
	France	163	1		
	Germany	1752	15	1300	11
	India	2400	20	965	8
	Italy	728	6	5	0
	Japan	30	0	110	1
	Sri Lanka	23	0		
	Switzerland	4	0		
	Taiwan: Province Of China	785	6	358	3
	United Arab Emirates (UAE)	1179	10		
137000	**Glass and glassware**	**12948155**	**107167**	**12290358**	**100485**
137001	**Cullet & other waste & scrap of glass etc.**	**601312**	**4998**	**213803**	**1748**
	Bahrain	5424	46		
	China People'S Republic (P.R)	352579	2936	30281	248
	India	76020	631	76875	628
	Malaysia			729	6
	Pakistan	119908	992	105918	865

Import payments by commodities/countries Table-3.1 (Contd.)
(Four digit level HS code)

(First two digit section, second two digit chapter and last two digit indicate four digit level commodities)

(Amount in thousand)

HS Code - Commodities/Countries		2024 - 2025		2025 - 2026	
		Amount (BDT)	Amount (USD)	Amount (BDT)	Amount (USD)
	Qatar	8144	68		
	Sri Lanka	3079	26		
	Taiwan: Province Of China	26068	216		
	United Arab Emirates (UAE)	10090	83		
137002	**Glass in balls,rods, unworked**	**421073**	**3492**	**491485**	**4017**
	China People'S Republic (P.R)	271744	2253	310798	2540
	Germany	48	0	14	0
	Hong Kong: Sar Of China	57	0		
	India	108023	898	148098	1210
	Indonesia	39	0		
	Italy	28854	239	31917	261
	Japan			50	0
	Korea, Republic Of	39	0		
	Netherlands			25	0
	Spain	38	0	325	3
	Switzerland	595	5	178	1
	Taiwan: Province Of China	251	2		
	Thailand	11342	93		
	Turkey	43	0	16	0
	United Kingdom (UK)			5	0
	United States of America (USA)			58	0
137003	**Cast glass, rolled glass, etc.**	**209025**	**1729**	**176526**	**1444**
	China People'S Republic (P.R)	145440	1203	152555	1248
	Germany	638	5		
	Hong Kong: Sar Of China	1227	10	505	4
	India	15386	128	13356	109
	Saudi Arabia	1088	9	929	8
	Thailand	27405	228	2744	22
	Viet Nam	17841	146	6437	53
137004	**Drawn glass, blown glas, etc.**	**63148**	**522**	**82676**	**676**
	China People'S Republic (P.R)	62559	517	82460	674
	Hong Kong: Sar Of China	581	5		
	Singapore			39	0
	Switzerland			132	1
	United States of America (USA)	9	0	45	0
137005	**Float glass, polished glass, etc.**	**624306**	**5192**	**593097**	**4852**
	China People'S Republic (P.R)	426840	3558	174304	1427
	Germany	155	1		
	Hong Kong: Sar Of China	3155	26		
	India	22355	185	28881	236
	Indonesia	1789	15	163119	1331
	Malaysia	156991	1299	223708	1832
	Pakistan	3238	27		
	Singapore			2515	21
	Spain	86	1		

Import payments by commodities/countries Table-3.1 (Contd.)
(Four digit level HS code)

(First two digit section, second two digit chapter and last two digit indicate four digit level commodities)

(Amount in thousand)

HS Code - Commodities/Countries		2024 - 2025		2025 - 2026	
		Amount (BDT)	Amount (USD)	Amount (BDT)	Amount (USD)
	Sweden	25	0		
	Switzerland	82	1	511	4
	Thailand	9579	79	58	0
	United Arab Emirates (UAE)	11	0		
137006	**Glass bent, edge-worked, etc.**	**66073**	**547**	**104128**	**852**
	China People'S Republic (P.R)	62091	514	104036	852
	Japan			1	0
	Korea, Republic Of			2	0
	United Arab Emirates (UAE)	3982	33	89	1
137007	**Safety glass, laminated glass, etc.**	**3182951**	**26294**	**2865852**	**23421**
	China People'S Republic (P.R)	3083008	25464	2758551	22543
	Germany	72	1	2	0
	Hong Kong: Sar Of China	865	7	880	7
	India	67612	562	41125	337
	Indonesia	5776	47	40261	329
	Italy	2	0	1399	11
	Japan	583	5	6730	55
	Korea, Republic Of			91	1
	Luxembourg	29	0		
	Malaysia	11841	97	1808	15
	Mexico			40	0
	Singapore	1	0	23	0
	Spain			8	0
	Taiwan: Province Of China	7	0	342	3
	Thailand	9230	78	14097	116
	United Arab Emirates (UAE)	3631	30	495	4
	United States of America (USA)	295	2		
137008	**Mltiple-walled insulating units of glass**	**341487**	**2831**	**331986**	**2714**
	China People'S Republic (P.R)	248154	2053	309517	2530
	Germany	4702	39		
	India	77636	648	22215	182
	Italy	101	1		
	Malaysia	8689	72	255	2
	Qatar	84	1		
	United Arab Emirates (UAE)	1913	16		
	United States of America (USA)	209	2		
137009	**Glass mirrors, rear-view mirrors**	**1120420**	**9272**	**803233**	**6573**
	Belgium			5	0
	China People'S Republic (P.R)	343071	2838	294457	2409
	Czech Republic	11	0		
	Egypt	14	0		
	France	148	1		
	Germany	304	3	169	1
	Hong Kong: Sar Of China	1199	10	2	0
	India	756097	6257	484821	3968
	Indonesia	1976	16	10731	88

Import payments by commodities/countries Table-3.1 (Contd.)
(Four digit level HS code)

(First two digit section, second two digit chapter and last two digit indicate four digit level commodities)

(Amount in thousand)

HS Code - Commodities/Countries		2024 - 2025		2025 - 2026	
		Amount (BDT)	Amount (USD)	Amount (BDT)	Amount (USD)
	Italy	300	3	62	1
	Japan	2943	24	3226	26
	Jordan	13	0		
	Korea, Republic Of	7049	59	1827	15
	Malaysia	4298	36	4016	33
	Pakistan			5	0
	Saudi Arabia			5	0
	Singapore	343	3	28	0
	Slovakia			14	0
	Spain	24	0		
	Taiwan: Province Of China	158	1	5	0
	Thailand	1841	15	239	2
	Turkey	3	0	407	3
	United Arab Emirates (UAE)	578	5	2360	19
	United Kingdom (UK)			56	0
	United States of America (USA)	1	0	408	3
	Viet Nam	49	0	391	3
137010	**Carboys, bottles, flasks, jar etc.**	**2773309**	**22948**	**2990650**	**24452**
	China People'S Republic (P.R)	1825122	15098	2023595	16544
	Croatia	18267	153	38475	314
	Czech Republic	14	0	118	1
	Denmark	4807	40	4591	38
	France	58	0	886	7
	Germany	137648	1140	68965	563
	Hong Kong: Sar Of China			41	0
	Hungary	6991	59	34882	284
	India	225778	1870	184553	1509
	Indonesia	436637	3616	494899	4049
	Italy	76721	630	43837	359
	Japan	186	2	88	1
	Korea, Republic Of	61	0	18	0
	Malaysia	1423	12		
	Mexico	21379	178	27050	221
	Pakistan			18063	147
	Poland	3704	31		
	Romania			88	1
	Singapore	1936	16		
	Spain			177	1
	Switzerland	20	0	367	3
	Taiwan: Province Of China	1244	10	3630	30
	Thailand	294	2	562	5
	Turkey	2311	19	183	2
	United Arab Emirates (UAE)	6427	53	28576	234
	United Kingdom (UK)	23	0		
	United States of America (USA)	2259	19	17008	139
137011	**Glass envelopes, open & glass parts etc.**	**1169**	**10**	**184**	**2**
	China People'S Republic (P.R)	1169	10		

Import payments by commodities/countries Table-3.1 (Contd.)
(Four digit level HS code)

(First two digit section, second two digit chapter and last two digit indicate four digit level commodities)

(Amount in thousand)

HS Code - Commodities/Countries		2024 - 2025		2025 - 2026	
		Amount (BDT)	Amount (USD)	Amount (BDT)	Amount (USD)
	India			166	1
	United Arab Emirates (UAE)			18	0
137013	**Glassware of table, kitchn, toilt etc.**	**537284**	**4445**	**408962**	**3343**
	Australia	11102	93		
	Austria	4	0	1	0
	Bulgaria	237	2	92	1
	China People'S Republic (P.R)	470622	3892	353735	2892
	Denmark	8	0		
	Egypt	3616	30		
	France	7539	62	8369	68
	Hong Kong: Sar Of China	467	4	815	7
	India	72	1	14083	115
	Indonesia	6228	52	9711	80
	Italy	7276	60	1917	16
	Japan	5	0		
	Korea, Republic Of	69	1		
	Malaysia			5	0
	Poland	362	3	1137	9
	Singapore			87	1
	Sweden			19	0
	Taiwan: Province Of China	19	0		
	Thailand	25546	212	15635	128
	Turkey	4001	33	3169	26
	United Arab Emirates (UAE)	86	1		
	United Kingdom (UK)	24	0	21	0
	United States of America (USA)	3	0	165	1
137014	**Signalling glassware & optical elements**	**192664**	**1591**	**83060**	**679**
	China People'S Republic (P.R)	161483	1332	69838	571
	Denmark			7972	65
	Germany			753	6
	Japan	142	1		
	Netherlands	1	0	1	0
	Taiwan: Province Of China	30797	256	4495	37
	Thailand	241	2		
137015	**Clock/watch glasses etc.**	**1840**	**15**	**2043**	**17**
	China People'S Republic (P.R)	1823	15	1927	16
	India			116	1
	United Kingdom (UK)	17	0		
137016	**Paving blocks, slabs, bricks, tiles etc.**	**154558**	**1277**	**204637**	**1673**
	China People'S Republic (P.R)	149636	1237	198148	1620
	Germany			396	3
	India	1676	14	4132	34
	Indonesia	2581	21	1341	11
	Italy	220	2		
	Spain	445	4	620	5

Import payments by commodities/countries Table-3.1 (Contd.)
(Four digit level HS code)

(First two digit section, second two digit chapter and last two digit indicate four digit level commodities)

(Amount in thousand)

HS Code - Commodities/Countries	2024 - 2025		2025 - 2026	
	Amount (BDT)	Amount (USD)	Amount (BDT)	Amount (USD)
137017 Lab,hygnic/pharmaceautical glassware	**158219**	**1313**	**196102**	**1603**
Australia	21	0		
China People'S Republic (P.R)	53668	446	55178	451
Croatia			864	7
Czech Republic	6289	53	603	5
Denmark	1109	9	122	1
France	383	3		
Germany	18474	152	30920	253
India	51382	426	50021	409
Ireland	21	0	136	1
Italy	35	0	1787	15
Japan	2130	17	9503	78
Korea, Republic Of	51	0		
Malaysia	63	1	71	1
Netherlands			231	2
Poland			1	0
Portugal	4061	33	1153	9
Singapore	188	2	14079	115
Spain	113	1	116	1
Sweden			4127	34
Switzerland			748	6
Taiwan: Province Of China			493	4
Turkey	1613	13	2608	21
United Kingdom (UK)	4899	41	13164	107
United States of America (USA)	13718	114	10175	83
137018 Glass beads imitation pearls etc.	**1068528**	**8848**	**1146202**	**9371**
Canada	689	6		
China People'S Republic (P.R)	893227	7397	942085	7703
Czech Republic	1413	12	634	5
Germany	12400	103	14526	119
Hong Kong: Sar Of China	4020	33	11153	91
India	139625	1154	163859	1338
Indonesia			161	1
Italy	697	6	2016	16
Japan			484	4
Korea, Republic Of	3392	28	2211	18
Malaysia	41	0		
Myanmar			66	1
Pakistan			1037	8
Spain			594	5
Taiwan: Province Of China	225	2		
Turkey	7744	64	6193	51
United Arab Emirates (UAE)			93	1
United States of America (USA)	275	2	276	2
Viet Nam	4781	41	814	7
137019 Glass fibres & articles;	**1205632**	**9976**	**1311827**	**10723**

Import payments by commodities/countries Table-3.1 (Contd.)
(Four digit level HS code)

(First two digit section, second two digit chapter and last two digit indicate four digit level commodities)

(Amount in thousand)

HS Code - Commodities/Countries	2024 - 2025		2025 - 2026	
	Amount (BDT)	Amount (USD)	Amount (BDT)	Amount (USD)
Australia			765	6
Austria	219	2	135	1
Belgium	65	1		
China People'S Republic (P.R)	1020406	8440	1122106	9171
France	25	0	51	0
Germany	828	7	2043	17
Hong Kong: Sar Of China	710	6	306	3
India	42649	353	38868	318
Italy	321	3	2297	19
Japan	27520	227	33363	273
Korea, Republic Of	26555	220	20196	165
Kuwait			2622	21
Malaysia	891	7		
Poland	1830	15		
Singapore	115	1		
Slovakia	649	5	222	2
Slovenia			181	1
Spain			768	6
Sri Lanka			1691	14
Taiwan: Province Of China	7168	60	4490	37
Thailand	16446	137	4	0
Turkey	3299	27	998	8
United Arab Emirates (UAE)	36870	307	77692	636
United Kingdom (UK)	704	6	594	5
United States of America (USA)	12314	101	1224	10
Viet Nam	6046	51	1211	10
137020 Other articles of glass	**225156**	**1868**	**283905**	**2326**
Austria	16	0		
China People'S Republic (P.R)	137190	1136	201116	1647
France	21	0		
Germany	1968	16	6380	52
India	423	4	1338	11
Italy	171	1	23	0
Japan	844	7	46	0
Netherlands	106	1	2559	21
Poland	193	2		
Sweden	20	0		
Switzerland	668	5	1428	12
Taiwan: Province Of China			280	2
Thailand	0	0		
United Arab Emirates (UAE)	8	0		
United Kingdom (UK)	612	5		
United States of America (USA)	267	2	67	1
Viet Nam	82647	687	70668	579

Import payments by commodities/countries Table-3.1 (Contd.)
(Four digit level HS code)

(First two digit section, second two digit chapter and last two digit indicate four digit level commodities)

(Amount in thousand)

HS Code - Commodities/Countries	2024 - 2025		2025 - 2026	
	Amount (BDT)	Amount (USD)	Amount (BDT)	Amount (USD)
140000 Natural or Cultured Pearls, Precious or Semiprecious Stones, Precious Metals, Metals Clad with Precious Metal and Articles Thereof; Imitation Jewellery; Coin	**643099**	**5316**	**841070**	**6876**
147100 Natural or Cultured Pearls, Precious or Semiprecious Stones, Precious Metals, Metals Clad with Precious Metal and Articles Thereof; Imitation Jewellery; Coin	**643099**	**5316**	**841070**	**6876**
147101 Pearls, natural or cultured etc.	**1914**	**16**	**338**	**3**
China People'S Republic (P.R)	1879	15	338	3
Japan	35	0		
147103 Precious & semi-precious stone	**28930**	**237**	**1628**	**13**
Australia	23891	196		
China People'S Republic (P.R)	4996	41	1628	13
India	42	0		
147104 Synthetic/reconstd precious & semi-precious stone			**11**	**0**
Italy			11	0
147105 Dust & powder of precious & semi-precious stone	**164**	**1**	**214**	**2**
China People'S Republic (P.R)	4	0	207	2
India	161	1	7	0
147106 Silver unwrought, in powder form	**1128**	**9**	**213**	**2**
China People'S Republic (P.R)			128	1
Germany			85	1
India	1128	9		
147108 Gold unwrught, in powder form	**215439**	**1787**	**76590**	**629**
China People'S Republic (P.R)	69	1		
United Arab Emirates (UAE)	215370	1786	76590	629
147110 Platinum, unwrought, in powder form	**227**	**2**		
India	227	2		
147112 Waste and scrap of precious metal or of metal clad			**6**	**0**
India			6	0
147113 Articles of jwellry & parts threof	**18012**	**148**	**10181**	**83**
China People'S Republic (P.R)	17934	147	9417	77
Germany	32	0		
India	46	0	518	4
Pakistan			246	2
147115 Other articles of precious metals	**6548**	**55**	**4250**	**35**
China People'S Republic (P.R)	6389	53	4100	34
India	159	1		
United States of America (USA)			149	1
147116 Articles of natural / cultured pearls	**828**	**7**	**9049**	**74**
China People'S Republic (P.R)	53	0	9049	74
Hong Kong: Sar Of China	775	6		
147117 Imitation jewellery	**369910**	**3055**	**738591**	**6035**
China People'S Republic (P.R)	193740	1597	264947	2166

Import payments by commodities/countries Table-3.1 (Contd.)
(Four digit level HS code)

(First two digit section, second two digit chapter and last two digit indicate four digit level commodities)

(Amount in thousand)

HS Code - Commodities/Countries			2024 - 2025		2025 - 2026	
			Amount (BDT)	Amount (USD)	Amount (BDT)	Amount (USD)
		Hong Kong: Sar Of China	2873	24	12106	99
		India	171421	1419	458214	3743
		Italy	270	2	117	1
		Korea, Republic Of			886	7
		Malaysia			332	3
		Pakistan	32	0	546	4
		Taiwan: Province Of China			1409	12
		Thailand	2	0	0	0
		Turkey	1446	12		
		United Arab Emirates (UAE)	78	1	32	0
		United States of America (USA)	48	0		
150000	**Base Metals & Articles of Base Metal**		**597583531**	**4946530**	**560454661**	**4582754**
157200	**Iron and Steel**		**401391773**	**3324261**	**383347026**	**3134302**
157201	**Pig iron , in primary form**		**2687591**	**22206**	**1508978**	**12390**
		China People'S Republic (P.R)			3090	25
		India	1506078	12360	1505888	12364
		Korea, Republic Of	2602	22		
		Malaysia	1178911	9824		
157202	**Ferro-alloys**		**4346646**	**36035**	**4337260**	**35476**
		Bhutan	270471	2224	661929	5411
		China People'S Republic (P.R)	68542	570	20154	165
		India	4003460	33206	3653474	29887
		Norway	4002	33	1703	14
		Thailand	171	1		
157203	**Ferrous products**		**17642506**	**145891**	**12461005**	**101859**
		China People'S Republic (P.R)	224210	1847	14764	121
		India	14982858	124032	11076343	90579
		Malaysia			1369898	11160
		Qatar	2427711	19946		
		Thailand	7727	66		
157204	**Ferrous waste & scrap**		**214304231**	**1775891**	**201777997**	**1649575**
		American Samoa	9247	76	16111	132
		Australia	25886888	214286	27182122	222214
		Belgium			165667	1357
		Brazil	6449745	53607	5274506	43133
		Brunei Darussalam	60504	493	62343	511
		Canada	196953	1658	119015	973
		Cape Verde	11312	94		
		Chile	3415334	28340	3204632	26205
		China People'S Republic (P.R)	1975971	16374	340649	2786
		Colombia	34865	285	12069	99
		Congo	15521	127		
		Costa Rica	259320	2155	160524	1317
		Cyprus			17664	144
		Denmark	17407	143		
		Dominica	20849	171		
		Dominican Republic	1351085	11184	2291874	18741

Import payments by commodities/countries Table-3.1 (Contd.)
(Four digit level HS code)

(First two digit section, second two digit chapter and last two digit indicate four digit level commodities)

(Amount in thousand)

HS Code - Commodities/Countries	2024 - 2025		2025 - 2026	
	Amount (BDT)	Amount (USD)	Amount (BDT)	Amount (USD)
Fiji	177073	1470	138364	1131
France	141711	1173	48345	395
Gambia			93582	765
Germany	20077	170	15149	124
Guatemala			306830	2506
Guyana	141886	1171		
Haiti			12412	102
Honduras			83720	683
Hong Kong: Sar Of China	7245066	59583	9901356	80930
India			25761	210
Indonesia	4344	37	1986	16
Ireland	49817	413	117036	957
Japan	40098141	331587	52141132	426147
Kiribati	4886	41		
Korea, Republic Of	255759	2100	1020314	8337
Kuwait	52211	427	215093	1762
Lithuania	58263	492		
Malaysia	6570609	54321	7623856	62339
Maldives	4808	41		
Mauritius			10262	84
Mozambique			16846	138
Netherlands	2722424	22809	209206	1712
New Zealand	10805884	89582	12763992	104384
Oman	94522	794		
Panama	271086	2245	183344	1499
Papua New Guinea	433496	3593	574271	4693
Peru	489802	4060	56537	464
Philippines	2950783	24344	5382907	43990
Poland	556087	4653		
Portugal	21395	181		
Puerto Rico	578201	4776	767381	6274
Russian Federation	293	2		
Singapore	20628157	170492	26809089	219115
Solomon Islands			11786	96
Spain	4582	37		
Sri Lanka	1120	9	1118	9
Taiwan: Province Of China	202914	1684	528553	4314
Thailand	1668666	13899	1218463	9961
Trinidad And Tobago	255820	2114	346252	2830
United Arab Emirates (UAE)	3300278	27356	1217516	9957
United Kingdom (UK)	508611	4242	879672	7177
United States of America (USA)	74185910	616216	40117653	328115
Vanuatu	51832	428	66850	547
Venezuela, Bolivarian Republic Of	30862	260		
Viet Nam			19935	163
Western Samoa	11855	97	4255	35

Import payments by commodities/countries Table-3.1 (Contd.)
(Four digit level HS code)

(First two digit section, second two digit chapter and last two digit indicate four digit level commodities)

(Amount in thousand)

HS Code - Commodities/Countries		2024 - 2025		2025 - 2026	
		Amount (BDT)	Amount (USD)	Amount (BDT)	Amount (USD)
157205	**Granules & powder, of pig iron**	**118500**	**981**	**109351**	**894**
	China People'S Republic (P.R)	69812	579	54936	449
	Germany	9151	75		
	India	30330	251	40294	330
	Japan	70	1		
	Sweden	889	7		
	Thailand	5501	45	14121	116
	Turkey	2747	22		
157206	**Iron & non-alloy steel in ingots**	**1579**	**13**	**3293**	**27**
	China People'S Republic (P.R)			2578	21
	India	1579	13	716	6
157207	**Semi-finished products of iron**	**25432**	**208**	**1190496**	**9772**
	Bhutan	25432	208	145173	1186
	China People'S Republic (P.R)			1043477	8571
	India			1845	15
	Turkey	0	0		
157208	**Flat-rolled prodt, >= width 600 mm, hot-rolled**	**83610623**	**691794**	**93321522**	**763081**
	Australia	14357	120		
	Belgium	225593	1861	239180	1956
	Canada	77081	640	30397	248
	Chile			9514	78
	China People'S Republic (P.R)	28272915	234106	29900513	244408
	France	4698	38		
	Germany	278445	2300	28345	232
	Hong Kong: Sar Of China	518858	4243	1015795	8279
	India	116458	964	213386	1745
	Italy	5030	41	531	4
	Japan	39955907	330241	46418020	379572
	Korea, Republic Of	6097440	50475	7305618	59757
	Malaysia	80512	664	233200	1905
	Netherlands	367478	3053	360872	2950
	Peru	124681	1039		
	Singapore	338294	2841	1522534	12451
	Spain	45412	378	25755	212
	Sweden	12596	106	88	1
	Switzerland	10621	87	8726	71
	Taiwan: Province Of China	7014633	58189	5847807	47894
	Thailand	18131	148	85483	700
	United Arab Emirates (UAE)	11804	98	30642	251
	United Kingdom (UK)	19588	161	11962	98
	United States of America (USA)	90	1	33155	271
157209	**Flat-rolled prodt, >= width 600 mm, cold-rolled**	**5453812**	**45187**	**3339818**	**27330**
	Australia	5219	43		
	Belgium	96103	800	2039	17
	Canada	128860	1065	8509	70
	China People'S Republic (P.R)	2984458	24785	1812652	14826

Import payments by commodities/countries Table-3.1 (Contd.)
(Four digit level HS code)

(First two digit section, second two digit chapter and last two digit indicate four digit level commodities)

(Amount in thousand)

HS Code - Commodities/Countries	2024 - 2025		2025 - 2026	
	Amount (BDT)	Amount (USD)	Amount (BDT)	Amount (USD)
France	12321	103		
Germany	93413	784		
Hong Kong: Sar Of China	60376	500	61289	502
India	163607	1359	98063	801
Italy	10129	83		
Japan	267830	2216	156829	1284
Korea, Republic Of	935409	7707	522968	4288
Malaysia	40905	337	103441	846
Netherlands	122124	1013	134607	1101
New Zealand	34733	284		
Singapore	6279	51	33756	276
Spain	456	4		
Sri Lanka	951	8		
Sweden	5887	49	9340	76
Switzerland	88238	731		
Taiwan: Province Of China	282449	2330	211724	1733
Thailand	15530	127	1877	15
United Arab Emirates (UAE)			6319	52
United Kingdom (UK)	17918	146	114951	940
United States of America (USA)	39227	324	34236	280
Viet Nam	41390	337	27218	224
157210 Flat-rolled prodt, >= width 600 mm, clad,plated	**23404085**	**193924**	**20938385**	**171170**
Australia	214027	1786	24806	204
Belgium	480184	4009	115455	946
Canada	954123	7934	177890	1458
China People'S Republic (P.R)	7913812	65485	8033976	65661
Finland	18820	154	3762	31
France	106305	881	5900	48
Germany	786167	6542	55801	458
Hong Kong: Sar Of China	80163	669	92555	757
India	256559	2137	115749	947
Italy	134831	1116	75785	620
Japan	2654066	21963	2724219	22274
Korea, Republic Of	6454158	53499	6231513	50934
Malaysia	212899	1775	578949	4735
Netherlands	946173	7848	532226	4353
New Zealand	87208	718		
Saudi Arabia	4852	40		
Singapore	40835	338	33600	274
Spain	6120	52	13589	111
Sri Lanka	55400	457		
Sweden	144851	1196	90868	744
Switzerland	22115	182	7650	63
Taiwan: Province Of China	1025856	8460	1570061	12837
Thailand	227160	1880	185603	1518
Turkey	3454	29	1812	15
United Arab Emirates (UAE)	96821	804	28134	230
United Kingdom (UK)	305891	2535	153399	1256

Import payments by commodities/countries Table-3.1 (Contd.)
(Four digit level HS code)

(First two digit section, second two digit chapter and last two digit indicate four digit level commodities)

(Amount in thousand)

HS Code - Commodities/Countries		2024 - 2025		2025 - 2026	
		Amount (BDT)	Amount (USD)	Amount (BDT)	Amount (USD)
	United States of America (USA)	113504	945	48789	399
	Viet Nam	57733	489	36294	298
157211	**Flat-rolled prodt, width 600 mm,not clad,plated**	**2233991**	**18490**	**1737701**	**14203**
	Argentina			197397	1608
	Austria	151	1		
	Belgium			190	2
	China People'S Republic (P.R)	1808377	14955	1263444	10331
	Finland			31	0
	Germany	63426	530		
	Hong Kong: Sar Of China			2362	19
	India	313840	2599	255562	2090
	Italy			8	0
	Japan	937	8		
	Korea, Republic Of	18544	155	13857	114
	Netherlands	11424	97		
	Saudi Arabia	12246	104		
	Switzerland	25	0	0	0
	Taiwan: Province Of China	5019	41	75	1
	United Kingdom (UK)			4613	38
	United States of America (USA)			161	1
157212	**Flat-rolled prodt, width 600 mm, clad,plated**	**11204147**	**92578**	**10517561**	**85974**
	Australia	25290	213		
	Belgium	8066	66	27136	222
	Canada	159743	1324	55183	452
	China People'S Republic (P.R)	9840436	81290	9814628	80228
	Germany	90480	752	20401	167
	Hong Kong: Sar Of China	74697	615	217018	1769
	India	114945	951	138236	1130
	Italy	6141	51		
	Japan	61964	510	30882	253
	Korea, Republic Of	684726	5672	148475	1215
	Malaysia	2290	19	7889	65
	New Zealand	14316	119		
	Singapore	2516	20	10147	83
	Sweden	3687	30		
	Taiwan: Province Of China	94002	769	45608	373
	United Arab Emirates (UAE)	1094	9		
	United Kingdom (UK)	17663	149		
	Viet Nam	2090	17	1958	16
157213	**Bars & rods, hot-rolled, of iron**	**7495836**	**62220**	**5487574**	**44866**
	China People'S Republic (P.R)	5134108	42560	3733305	30528
	Czech Republic			150	1
	Germany	8	0		
	India	2103555	17519	1620039	13239

Import payments by commodities/countries Table-3.1 (Contd.)
(Four digit level HS code)

(First two digit section, second two digit chapter and last two digit indicate four digit level commodities)

(Amount in thousand)

HS Code - Commodities/Countries	2024 - 2025		2025 - 2026	
	Amount (BDT)	Amount (USD)	Amount (BDT)	Amount (USD)
Indonesia	231691	1919	63537	522
Japan	15571	130		
Korea, Republic Of	7509	63	3342	27
Malaysia			37267	304
Taiwan: Province Of China	3382	28	29933	244
United Kingdom (UK)	12	0		
157214 Other bars & rods, hot-rolled, of iron	**191711**	**1575**	**238531**	**1950**
China People'S Republic (P.R)	152309	1252	233224	1907
Germany			811	7
Hong Kong: Sar Of China	32868	270	1114	9
India	6330	52	3207	26
Japan	155	1		
Korea, Republic Of	0	0		
Malaysia			176	1
Sri Lanka	49	0		
157215 Other bars & rods, cold formed, of iron	**100707**	**833**	**79985**	**654**
China People'S Republic (P.R)	76150	630	30113	246
Finland	16	0		
Germany			46	0
India	22128	183	49802	407
Italy	144	1		
Japan	147	1	22	0
Korea, Republic Of			3	0
Malaysia	141	1		
Turkey	1738	14		
United Kingdom (UK)	124	1		
United States of America (USA)	118	1		
157216 Angles,shpes & sections of iron	**1635057**	**13590**	**1036163**	**8474**
Australia	1429	12		
China People'S Republic (P.R)	1338820	11096	990350	8099
Germany			3	0
Hong Kong: Sar Of China	8002	66		
India	116840	979	43097	352
Indonesia	7229	60		
Italy	122	1		
Kazakhstan	13832	115		
Korea, Republic Of	402	3	497	4
Malaysia			26	0
Spain			1639	13
Sri Lanka	20	0	26	0
Switzerland	1	0		
Taiwan: Province Of China			524	4
Turkey	4312	35		

Import payments by commodities/countries Table-3.1 (Contd.)
(Four digit level HS code)

(First two digit section, second two digit chapter and last two digit indicate four digit level commodities)

(Amount in thousand)

HS Code - Commodities/Countries		2024 - 2025		2025 - 2026	
		Amount (BDT)	Amount (USD)	Amount (BDT)	Amount (USD)
	Viet Nam	144047	1221		
157217	**Wire of iron or non-aloy steel**	**2353530**	**19440**	**1710762**	**13991**
	China People'S Republic (P.R)	1990327	16426	1519217	12425
	Finland			11	0
	Germany	1594	13	1051	9
	Hong Kong: Sar Of China	1450	12	2173	18
	India	330867	2745	159636	1305
	Indonesia	2122	17		
	Malaysia	846	7	171	1
	New Zealand			212	2
	Singapore	3605	30	2261	18
	Spain	18	0		
	Taiwan: Province Of China	14975	125	25857	211
	Thailand	3355	28	172	1
	Turkey	3063	26	0	0
	United Arab Emirates (UAE)	1307	11		
157218	**Stainless steel in ingots; semi-finished**			**3184**	**26**
	China People'S Republic (P.R)			3138	26
	Germany			46	0
157219	**Flat-rolled prodt of stainless steel >= width 600mm**	**13399675**	**110909**	**13235914**	**108263**
	Chile	2046	17	2297	19
	China People'S Republic (P.R)	12344259	102140	12795152	104661
	Germany	325	3	7872	64
	Hong Kong: Sar Of China	20945	173	133528	1091
	India	5931	49	5870	48
	Indonesia	596215	4967	26219	214
	Italy	99	1	197	2
	Japan	165335	1369	96324	788
	Korea, Republic Of	38250	317	47825	391
	Malaysia	16236	135	6703	55
	Netherlands			10483	86
	Pakistan	2500	21		
	Switzerland			3	0
	Taiwan: Province Of China	205427	1700	100461	821
	Thailand	1702	14	2980	24
	United States of America (USA)	405	3		
157220	**Flat-rolled prodt of stainless steel width 600mm**	**1472103**	**12173**	**1442439**	**11795**
	China People'S Republic (P.R)	1104697	9135	1187635	9711
	Germany	237	2	899	7
	Hong Kong: Sar Of China	1649	14		
	India	364806	3017	246836	2019
	Italy	13	0	553	5
	Japan	653	5	280	2
	Netherlands			4911	40
	Portugal	47	0		

Import payments by commodities/countries Table-3.1 (Contd.)
(Four digit level HS code)

(First two digit section, second two digit chapter and last two digit indicate four digit level commodities)

(Amount in thousand)

HS Code - Commodities/Countries		2024 - 2025		2025 - 2026	
		Amount (BDT)	Amount (USD)	Amount (BDT)	Amount (USD)
	Taiwan: Province Of China			138	1
	Thailand			885	7
	United Arab Emirates (UAE)			301	2
	United States of America (USA)	1	0		
157221	**Bars & rods, of stainless steel**	**163**	**1**	**2369**	**19**
	Austria	7	0		
	China People'S Republic (P.R)	50	0	2369	19
	India	64	1		
	Singapore	43	0		
157222	**Other bars & rods, of stainless steel**	**2511470**	**20736**	**2349694**	**19221**
	China People'S Republic (P.R)	2257669	18639	2101134	17189
	Denmark			221	2
	Germany	291	2	7	0
	Hong Kong: Sar Of China	12724	105	10769	88
	India	237173	1960	225271	1842
	Italy	975	8	260	2
	Japan			146	1
	Kazakhstan	64	1		
	Korea, Republic Of	205	2	2168	18
	Sweden			570	5
	Thailand	1918	16	5765	47
	Turkey	355	3	433	4
	United Arab Emirates (UAE)			231	2
	United Kingdom (UK)	96	1	347	3
	United States of America (USA)			2372	19
157223	**Wire of stainless steel**	**426591**	**3534**	**524025**	**4283**
	China People'S Republic (P.R)	313582	2600	361011	2951
	Czech Republic	196	2		
	Germany	131	1	794	7
	Hong Kong: Sar Of China	282	2	10435	85
	India	59005	489	53540	438
	Japan	3122	26	9335	76
	Korea, Republic Of	3	0		
	Netherlands			465	4
	Slovakia	8	0		
	Sri Lanka	2871	24	42019	343
	Taiwan: Province Of China	37043	306	42736	350
	Thailand	3133	26	2636	22
	United Arab Emirates (UAE)			75	1
	United Kingdom (UK)			92	1
	United States of America (USA)			626	5
	Viet Nam	7214	59	262	2
157224	**Other alloy steel,in primary form**	**72**	**1**	**260**	**2**
	China People'S Republic (P.R)			260	2
	Germany	3	0		

Import payments by commodities/countries Table-3.1 (Contd.)
(Four digit level HS code)

(First two digit section, second two digit chapter and last two digit indicate four digit level commodities)

(Amount in thousand)

HS Code - Commodities/Countries		2024 - 2025		2025 - 2026	
		Amount (BDT)	Amount (USD)	Amount (BDT)	Amount (USD)
	India	69	1		
157225	**Flat-rolled prodt, of other alloy steel >= width 600mm**	**4071125**	**33714**	**3775824**	**30872**
	Austria	12079	101		
	Belgium	14244	118		
	China People'S Republic (P.R)	2875879	23826	1892702	15477
	Germany	195	2		
	Hong Kong: Sar Of China	43803	363	18164	148
	India	689563	5697	789706	6457
	Italy			66	1
	Japan	42252	347	60706	497
	Korea, Republic Of	378784	3144	878259	7180
	Poland			34345	281
	Taiwan: Province Of China	12762	104	101683	829
	United Arab Emirates (UAE)	1564	13		
	United States of America (USA)			193	2
157226	**Flat-rolled prodt, of other alloy steel width 600mm**	**273081**	**2272**	**217237**	**1776**
	China People'S Republic (P.R)	42417	354	56128	458
	Germany	573	5		
	Hong Kong: Sar Of China	553	5	25237	206
	India	229538	1908	135357	1107
	Italy			515	4
157227	**Bars & rods, of other alloy steel**	**372613**	**3078**	**276997**	**2267**
	China People'S Republic (P.R)	353008	2916	261600	2140
	Hong Kong: Sar Of China	684	6		
	India	14145	117	15183	124
	Italy	4176	35		
	Japan	497	4		
	Korea, Republic Of	69	1		
	Singapore	0	0		
	United Kingdom (UK)	13	0		
	United States of America (USA)	20	0	214	2
157228	**Other bars & rods, of other alloy steel**	**1982692**	**16386**	**1648614**	**13484**
	Australia			36	0
	Austria			3841	31
	China People'S Republic (P.R)	1285668	10617	900094	7357
	France			1710	14
	Germany			136	1
	Hong Kong: Sar Of China	13	0		
	India	667601	5525	719815	5892
	Italy	313	3	53	0
	Japan	4993	41		
	Korea, Republic Of			570	5
	Norway	1471	12		

Import payments by commodities/countries Table-3.1 (Contd.)
(Four digit level HS code)

(First two digit section, second two digit chapter and last two digit indicate four digit level commodities)

(Amount in thousand)

HS Code - Commodities/Countries	2024 - 2025		2025 - 2026	
	Amount (BDT)	Amount (USD)	Amount (BDT)	Amount (USD)
Spain	68	1		
Sweden	12439	104	21876	179
Switzerland	4	0	157	1
Taiwan: Province Of China			329	3
Thailand	10080	84		
United States of America (USA)	42	0		
157229 Wire of other alloy steel	**72206**	**599**	**74088**	**606**
China People'S Republic (P.R)	59594	495	65180	533
Denmark	12	0		
Germany	33	0		
India	996	8	1266	10
Slovakia	6	0		
Taiwan: Province Of China	11566	95	7208	59
Thailand			432	4
157300 Articles of Iron and Steel	**54871992**	**453063**	**45931702**	**375937**
157301 Sheet piling of iron / steel	**1831233**	**15092**	**1343568**	**10999**
China People'S Republic (P.R)	1487790	12269	1121272	9180
Czech Republic	15	0		
Germany	93	1		
Hong Kong: Sar Of China	21943	182		
India	313924	2578	61929	507
Japan	1396	11		
Poland			160241	1310
Singapore	6073	50		
Turkey			31	0
United Kingdom (UK)			95	1
157302 Railway or tramway track,of iron /steel	**156528**	**1301**	**209581**	**1710**
Belgium			796	7
China People'S Republic (P.R)	118988	990	48997	400
France	112	1		
Germany	67	1	946	8
Hong Kong: Sar Of China	617	5		
Hungary			2602	21
India	30844	256	144451	1178
Italy	1748	14	864	7
Japan	144	1		
Serbia			487	4
Sri Lanka			12	0
Switzerland	0	0		
Taiwan: Province Of China	57	0	10400	85
Thailand	9	0		
Turkey	3943	33		
United Kingdom (UK)			17	0

Import payments by commodities/countries Table-3.1 (Contd.)
(Four digit level HS code)

(First two digit section, second two digit chapter and last two digit indicate four digit level commodities)

(Amount in thousand)

HS Code - Commodities/Countries	2024 - 2025		2025 - 2026	
	Amount (BDT)	Amount (USD)	Amount (BDT)	Amount (USD)
United States of America (USA)			10	0
157303 Tubes, pipes etc. of cast iron	**86825**	**735**	**143051**	**1167**
China People'S Republic (P.R)	2626	22	3926	32
India	83940	711	2123	17
Italy	10	0	276	2
Japan	6	0		
Singapore			622	5
Thailand	5	0		
United Arab Emirates (UAE)			136103	1110
United Kingdom (UK)	238	2		
157304 Tubes, pipes etc. other than cast iron	**2942728**	**24311**	**4143735**	**33855**
Austria	1463	12	1293	11
Belgium	461	4	58	0
Brazil			153	1
Canada	14870	124		
China People'S Republic (P.R)	2183333	18028	3296765	26940
Czech Republic	781	6	1159	9
Denmark	10	0		
Finland	2362	19	2191	18
France			1984	16
Germany	3162	26	5812	48
Hong Kong: Sar Of China	4249	35	143441	1169
Hungary	2	0		
India	372064	3063	262812	2151
Int. Bodies (Eu)	483	4		
Italy	4753	39	2504	20
Japan	42478	353	132576	1081
Korea, Republic Of	36471	300	18506	152
Lithuania	419	3		
Malaysia	17104	140	24589	201
Netherlands	41094	342	56	0
Norway	916	8	44	0
Singapore	1490	12	54715	446
South Africa	63	1		
Spain	1189	10	16188	132
Sri Lanka	578	5		
Sweden	232	2	12	0
Switzerland	14	0	48	0
Taiwan: Province Of China	8141	68	8120	66
Thailand	13364	111		
Turkey	1183	10	792	6
United Arab Emirates (UAE)	24398	200	138144	1127
United Kingdom (UK)	44136	363	28367	232
United States of America (USA)	121468	1023	3407	28
157305 Other tubes, pipes, having circular cross-sections	**7527185**	**61855**	**6293753**	**51644**
Austria			27	0

Import payments by commodities/countries Table-3.1 (Contd.)
(Four digit level HS code)

(First two digit section, second two digit chapter and last two digit indicate four digit level commodities)

(Amount in thousand)

HS Code - Commodities/Countries	2024 - 2025		2025 - 2026	
	Amount (BDT)	Amount (USD)	Amount (BDT)	Amount (USD)
Brazil	51	0		
China People'S Republic (P.R)	29292	246	273229	2241
Denmark	2067	17		
France			59598	486
Germany			21	0
India	6681933	54845	5959138	48903
Italy	23	0	522	4
Japan			26	0
Kazakhstan			283	2
Korea, Republic Of	8	0	908	7
Malaysia	813807	6746		
United States of America (USA)	3	0		
157306 Other tubes, pipes & hollow profiles	**1753916**	**14517**	**1549329**	**12665**
Australia	5770	49		
Austria			12	0
Belgium	761	6	7	0
China People'S Republic (P.R)	1184392	9827	810472	6627
Czech Republic			168	1
Germany	5095	42	6915	57
Hong Kong: Sar Of China	3594	29	750	6
India	521251	4288	688802	5628
Italy	1332	11	1495	12
Japan	291	2	1	0
Kazakhstan	1310	11		
Korea, Republic Of	442	4	14481	119
Luxembourg			25	0
Malaysia	5703	48	3427	28
Malta			7	0
Mexico			1071	9
Netherlands			277	2
Norway	2002	17		
Singapore	194	2		
Taiwan: Province Of China	173	1	136	1
Thailand	10001	83	4740	39
Turkey	177	1	2822	23
United Arab Emirates (UAE)	8235	68	3840	32
United Kingdom (UK)	2456	20	3712	30
United States of America (USA)	516	4	5140	42
Viet Nam	223	2	1029	8
157307 Tubes/ pipes fittings of iron / steel	**6154647**	**50588**	**4206499**	**34440**
Australia	227	2	534	4
Austria	782	7	1728	14
Belgium	7531	62	28242	231
Bosnia And Herzegovina	141	1		
Brazil	77	1		
Bulgaria	187	2		

Import payments by commodities/countries Table-3.1 (Contd.)
(Four digit level HS code)

(First two digit section, second two digit chapter and last two digit indicate four digit level commodities)

(Amount in thousand)

HS Code - Commodities/Countries	2024 - 2025		2025 - 2026	
	Amount (BDT)	Amount (USD)	Amount (BDT)	Amount (USD)
Canada	518	4	54976	451
China People'S Republic (P.R)	2219493	18291	1911124	15641
Croatia			509	4
Czech Republic	109	1	4286	35
Denmark	9314	76	664	5
Finland	2723	22	2170	18
France	7077	60	4676	38
Germany	81320	675	84810	695
Hong Kong: Sar Of China	8312	68	3937	32
Hungary	1375	11	120	1
India	461155	3807	452799	3708
Indonesia	237	2	38	0
Int. Bodies (Eu)			12	0
Ireland			4	0
Italy	100116	822	29556	242
Japan	7248	60	5783	47
Kazakhstan	419	4	933	8
Korea, Republic Of	39277	327	129302	1054
Luxembourg	143	1	198	2
Malaysia	8220	68	8676	71
Mexico	1896	16	489	4
Netherlands	253	2	1096	9
New Zealand	754	6		
Norway	174	1	853	7
Poland	415	3	696	6
Singapore	40775	336	705287	5773
Slovakia	56	0	514	4
Spain	1446	12	44423	364
Sri Lanka	1631	13		
Sweden	264	2	1326	11
Switzerland	2328	19	5219	43
Taiwan: Province Of China	2671	22	3058	25
Thailand	26181	217	26009	212
Turkey	6788	56	4539	37
United Arab Emirates (UAE)	4252	35	35212	288
United Kingdom (UK)	36991	308	8815	72
United States of America (USA)	3071706	25164	641595	5265
Viet Nam	67	1	2292	19
157308 Structures & parts of structures	**11853899**	**97998**	**7575378**	**62055**
Australia	11704	99	979	8
Austria			293	2
Bosnia And Herzegovina	458	4		
China People'S Republic (P.R)	4480316	36964	3570896	29226
Czech Republic	18	0	254	2
Finland	65	1		
France	4	0	191	2
Germany	65739	546	40703	334
Hong Kong: Sar Of China	205222	1682	8290	68
Hungary	701	6		
India	6310663	52260	2638094	21629

Import payments by commodities/countries Table-3.1 (Contd.)
(Four digit level HS code)

(First two digit section, second two digit chapter and last two digit indicate four digit level commodities)

(Amount in thousand)

HS Code - Commodities/Countries		2024 - 2025		2025 - 2026	
		Amount (BDT)	Amount (USD)	Amount (BDT)	Amount (USD)
	Indonesia	36437	298	72	1
	Italy	2051	17	26635	219
	Japan	3632	30	4988	41
	Kazakhstan	16597	138		
	Korea, Republic Of	1293	11	1602	13
	Malaysia	108282	899	495368	4067
	Mexico			50	0
	Philippines			1	0
	Poland	1528	13	1438	12
	Romania	656	6	32	0
	Singapore	25	0	16	0
	Spain	5543	45		
	Sri Lanka	1206	10	3025	25
	Switzerland	256	2	380	3
	Taiwan: Province Of China	2457	20	1176	10
	Thailand	54553	451	294062	2409
	Turkey	42812	355	97392	798
	United Arab Emirates (UAE)	472452	3900	296528	2427
	United Kingdom (UK)	18677	155	9548	78
	United States of America (USA)	8297	69	4851	40
	Viet Nam	2255	19	78514	644
157309	**Reservoirs, tanks, vats etc.**	**1142305**	**9423**	**549087**	**4494**
	Belgium	1273	11	1081	9
	China People'S Republic (P.R)	394180	3239	352004	2877
	France	4877	40		
	Germany	441	4	788	6
	Hong Kong: Sar Of China	37	0	12	0
	India	95466	788	14260	117
	Indonesia			936	8
	Ireland	84	1	77	1
	Italy	75264	637	23591	193
	Korea, Republic Of	14784	123	8075	66
	Malaysia	21507	177	259	2
	Poland			835	7
	Singapore	24	0		
	Slovenia			72	1
	Spain	108	1	20219	165
	Taiwan: Province Of China	1879	16	2570	21
	Turkey	522729	4309	122824	1009
	United Arab Emirates (UAE)	515	4	1484	12
	United Kingdom (UK)	9137	75		
157310	**Tanks, casks, drums etc.**	**503191**	**4147**	**1120052**	**9154**
	Austria			23	0
	China People'S Republic (P.R)	161638	1334	494000	4038
	France	97	1	854	7
	Germany	2429	20	2249	18
	India	218277	1787	571894	4673
	Indonesia	4419	37	1443	12
	Italy	18789	155	24871	203

Import payments by commodities/countries Table-3.1 (Contd.)
(Four digit level HS code)

(First two digit section, second two digit chapter and last two digit indicate four digit level commodities)

(Amount in thousand)

HS Code - Commodities/Countries		2024 - 2025		2025 - 2026	
		Amount (BDT)	Amount (USD)	Amount (BDT)	Amount (USD)
	Japan			239	2
	Korea, Republic Of	2240	19	564	5
	Malaysia	80986	676	3819	31
	Mexico			18	0
	Pakistan			5846	48
	Poland	85	1	83	1
	Portugal	21	0		
	Singapore	3131	26	887	7
	Switzerland	483	4		
	Taiwan: Province Of China	1372	11	327	3
	Thailand			12	0
	Turkey	2257	19		
	United Arab Emirates (UAE)	1127	9	5152	42
	United Kingdom (UK)	3226	26	7578	62
	United States of America (USA)	2025	17	28	0
	Viet Nam	590	5	164	1
157311	**Containers for compressed**	**1297441**	**10744**	**1029777**	**8443**
	Belgium	9169	76	1762	14
	China People'S Republic (P.R)	360807	2976	172233	1410
	Czech Republic	8	0		
	Denmark	294	2	12698	103
	France	7023	58		
	Germany	1077	9	26	0
	India	308356	2548	549480	4508
	Italy	5530	46	4546	37
	Japan	225	2		
	Korea, Republic Of	147	1	72023	589
	Malaysia	9670	80		
	Singapore			711	6
	Slovenia	47	0		
	Switzerland			376	3
	Taiwan: Province Of China			270	2
	Thailand	170069	1424		
	Turkey	72641	603	68839	564
	United Arab Emirates (UAE)	345178	2858	140766	1155
	United Kingdom (UK)	1199	10	215	2
	United States of America (USA)	6002	50	5832	48
157312	**Stranded wire, ropes, cables etc.**	**788768**	**6542**	**637827**	**5216**
	Austria			35	0
	Bahrain	8737	74		
	China People'S Republic (P.R)	490389	4044	550647	4503
	Czech Republic			85	1
	Denmark	218	2		
	France			250	2
	Germany	4886	41	2172	18

Import payments by commodities/countries Table-3.1 (Contd.)
(Four digit level HS code)

(First two digit section, second two digit chapter and last two digit indicate four digit level commodities)

(Amount in thousand)

HS Code - Commodities/Countries		2024 - 2025		2025 - 2026	
		Amount (BDT)	Amount (USD)	Amount (BDT)	Amount (USD)
	Hong Kong: Sar Of China	335	3		
	India	254095	2127	65887	539
	Indonesia	221	2		
	Italy	7057	59	450	4
	Japan	697	6	2272	19
	Korea, Republic Of	6255	53	1273	10
	Netherlands	91	1	10	0
	Singapore	83	1	101	1
	Slovakia	1	0		
	Spain			889	7
	Sri Lanka	23	0	115	1
	Switzerland	652	5	572	5
	Thailand	2289	19	1073	9
	Turkey	300	3	235	2
	United States of America (USA)			1572	13
	Viet Nam	12439	103	10187	83
157313	**Barbed wire of iron / steel**	**2609**	**22**	**5229**	**43**
	China People'S Republic (P.R)	2609	22	4370	36
	Hong Kong: Sar Of China			846	7
	Turkey			14	0
157314	**Wire,expanded metal of iron / steel**	**162136**	**1340**	**239581**	**1959**
	Belgium	138	1		
	China People'S Republic (P.R)	109901	909	187527	1534
	Czech Republic			912	7
	Germany	4242	35	2777	23
	Hong Kong: Sar Of China	1124	9	266	2
	Iceland			124	1
	India	32689	270	24582	201
	Indonesia	113	1		
	Italy	5459	45	12409	101
	Japan	3293	27	2131	17
	Singapore	54	0		
	Slovakia	115	1	70	1
	Spain			186	2
	Switzerland	902	7	1572	13
	Taiwan: Province Of China	1316	11	368	3
	Thailand	953	8	63	1
	Turkey	788	7	2867	24
	United Arab Emirates (UAE)	37	0		
	United Kingdom (UK)			956	8
	United States of America (USA)	1011	9	2241	18
	Viet Nam			529	4
157315	**Chain and parts, of iron/steel**	**2647359**	**21873**	**2960888**	**24222**
	Argentina	43	0		
	Austria	2970	24	630	5
	Belgium	6	0		
	China People'S Republic (P.R)	1024276	8480	1237004	10117

Import payments by commodities/countries Table-3.1 (Contd.)
(Four digit level HS code)

(First two digit section, second two digit chapter and last two digit indicate four digit level commodities)

(Amount in thousand)

HS Code - Commodities/Countries		2024 - 2025		2025 - 2026	
		Amount (BDT)	Amount (USD)	Amount (BDT)	Amount (USD)
	Czech Republic	1809	15	2726	22
	Denmark	212	2	749	6
	Finland	721	6		
	France	377	3	373	3
	Germany	28603	236	50991	417
	Hong Kong: Sar Of China	2598	21	2753	22
	India	1388213	11451	1404250	11491
	Indonesia	205	2	833	7
	Italy	18276	151	9502	78
	Japan	34419	282	34992	286
	Korea, Republic Of	2205	18	7447	61
	Latvia			1	0
	Malaysia	5	0	6367	52
	Netherlands	7191	59	3598	29
	Norway	417	3		
	Pakistan	230	2	91	1
	Philippines			1	0
	Poland	65122	543	104	1
	Portugal	991	8	200	2
	Romania	23	0		
	Serbia			1185	10
	Singapore	464	4	630	5
	Spain			33	0
	Sweden	3	0	22	0
	Switzerland	85	1	4640	38
	Taiwan: Province Of China	30300	251	48674	397
	Thailand	3254	27	2990	24
	Turkey	8739	73	3458	28
	United Arab Emirates (UAE)	20223	166	103126	843
	United Kingdom (UK)	2528	21	24452	200
	United States of America (USA)	263	2	100	1
	Viet Nam	2589	21	8966	73
157316	**Anchors, grapnels,parts**	**69906**	**576**	**111281**	**911**
	Australia	54	0		
	Austria	33	0		
	China People'S Republic (P.R)	56094	461	77099	631
	Croatia	5530	47		
	Germany	20	0		
	India	4996	42	33924	278
	Italy			170	1
	Japan			23	0
	Korea, Republic Of	1	0		
	Taiwan: Province Of China	9	0	65	1
	Thailand	3128	26		
	United Kingdom (UK)	41	0		
157317	**Nails,tacks,drawing pins etc.**	**677832**	**5625**	**437760**	**3579**
	Brazil			3	0

Import payments by commodities/countries Table-3.1 (Contd.)
(Four digit level HS code)

(First two digit section, second two digit chapter and last two digit indicate four digit level commodities)

(Amount in thousand)

HS Code - Commodities/Countries	2024 - 2025		2025 - 2026	
	Amount (BDT)	Amount (USD)	Amount (BDT)	Amount (USD)
Canada	4998	41	224	2
China People'S Republic (P.R)	590491	4900	351945	2878
Germany	2983	24	9972	82
Hong Kong: Sar Of China	16202	135	3648	30
Hungary	2	0	282	2
India	5405	45	984	8
Italy	2620	22	2171	18
Japan	356	3		
Malaysia			16	0
Mexico	533	5	309	3
Singapore	116	1	323	3
Spain	26407	220	6576	54
Sri Lanka			1649	13
Switzerland	99	1		
Taiwan: Province Of China	111	1		
Thailand			283	2
Turkey	26732	220	59374	485
United Kingdom (UK)			2	0
United States of America (USA)	767	6		
Viet Nam	11	0		
157318 Screws,bolts,nuts, etc.	**6651387**	**55017**	**5229686**	**42766**
Argentina	0	0		
Australia	1301	11	216	2
Austria	2458	20	11774	96
Belgium	3451	28	3695	30
Bosnia And Herzegovina	219	2	10	0
Brazil	701	6	320	3
Bulgaria	72	1		
Canada	781	7	1412	12
Chile	6	0		
China People'S Republic (P.R)	2958811	24482	2927668	23943
Croatia			586	5
Cyprus	80	1		
Czech Republic	7561	62	14368	117
Denmark	1708	14	1536	13
Estonia	253	2	413	3
Finland	12290	101	8245	68
France	7065	59	11212	92
Germany	625897	5121	226555	1852
Greece			748	6
Hong Kong: Sar Of China	76232	636	61873	505
Hungary	7911	65	8299	68
India	2031241	16820	1309851	10714
Indonesia	44179	360	43945	358
Int. Bodies (Eu)	148	1		
Ireland	2497	21	1714	14
Italy	138297	1148	131140	1070

Import payments by commodities/countries Table-3.1 (Contd.)
(Four digit level HS code)

(First two digit section, second two digit chapter and last two digit indicate four digit level commodities)

(Amount in thousand)

HS Code - Commodities/Countries	2024 - 2025		2025 - 2026	
	Amount (BDT)	Amount (USD)	Amount (BDT)	Amount (USD)
Japan	192738	1614	49651	406
Kazakhstan	768	6	986	8
Korea, Republic Of	19710	163	44856	367
Luxembourg	978	8	355	3
Malaysia	1533	13	2268	19
Malta	39	0		
Mexico	1144	9	2754	22
Netherlands	1633	13	6848	56
New Zealand			17	0
Norway	4709	39	3616	30
Pakistan	693	6	473	4
Philippines	7	0	4	0
Poland	8113	67	1993	16
Portugal	12	0	174	1
Qatar	5	0		
Romania	95	1	223	2
Senegal			5	0
Serbia	176	1	45	0
Singapore	2094	17	5711	47
Slovakia	1132	9	3409	28
Slovenia	693	6	2434	20
Spain	228	2	319	3
Sri Lanka	637	5	425	3
Sweden	1327	11	5077	41
Switzerland	63133	529	24830	203
Taiwan: Province Of China	124460	1037	111242	911
Thailand	14503	120	6717	55
Tunisia	793	7	7466	61
Turkey	47178	391	27181	222
Ukraine			220	2
United Arab Emirates (UAE)	7620	63	2279	19
United Kingdom (UK)	53800	441	30596	250
United States of America (USA)	137080	1128	67072	548
Viet Nam	41196	341	54860	449
157319 Sewing/knitting needles, etc.	**278182**	**2308**	**268264**	**2196**
Austria			194	2
Belgium	2187	18	225	2
Brazil	102	1		
China People'S Republic (P.R)	193147	1599	206492	1690
Denmark	115	1	91	1
France	775	6	62	1
Germany	3739	31	3844	32
Hong Kong: Sar Of China	4903	40	3418	28
Hungary	36	0	11	0
India	54989	461	11243	92
Indonesia	5	0	17	0
Int. Bodies (Eu)			713	6
Italy	8601	71	17643	144
Japan	3263	27	2488	20
Korea, Republic Of	3156	26	2242	18

Import payments by commodities/countries Table-3.1 (Contd.)
(Four digit level HS code)

(First two digit section, second two digit chapter and last two digit indicate four digit level commodities)

(Amount in thousand)

HS Code - Commodities/Countries		2024 - 2025		2025 - 2026	
		Amount (BDT)	Amount (USD)	Amount (BDT)	Amount (USD)
	Malaysia	172	1		
	Mexico			3	0
	Netherlands			555	5
	Pakistan			0	0
	Philippines	86	1	498	4
	Poland	3	0		
	Singapore	2	0	310	3
	Slovakia	2	0		
	Sweden	132	1		
	Switzerland			1220	10
	Taiwan: Province Of China	1046	9	3022	25
	Turkey	415	3		
	United Kingdom (UK)	273	2	346	3
	United States of America (USA)	771	6	633	5
	Viet Nam	263	2	12994	106
157320	**Springs &leaves for springs**	**763413**	**6316**	**667902**	**5460**
	Australia			3762	31
	Austria	828	7	803	7
	Belgium	3192	26	542	4
	Bosnia And Herzegovina			701	6
	Brazil	264	2		
	Canada	423	3		
	China People'S Republic (P.R)	370937	3067	206205	1687
	Czech Republic	83	1	310	3
	Denmark	1078	9	782	6
	Estonia	503	4	4	0
	Finland	603	5	1790	15
	France	1847	15	1470	12
	Germany	38273	317	72365	592
	Hong Kong: Sar Of China	20441	171	21	0
	Hungary	702	6	6	0
	India	137433	1137	230073	1879
	Indonesia	2945	24	7767	63
	Italy	29389	245	15038	123
	Japan	78643	648	91402	747
	Korea, Republic Of	2722	22	1269	10
	Luxembourg			0	0
	Malaysia	172	1	550	4
	Mexico	5411	45	2560	21
	Netherlands	708	6	77	1
	Norway	129	1		
	Pakistan	654	5		
	Poland	672	6	272	2
	Portugal	1328	11		
	Romania	90	1	807	7
	Singapore	164	1	2395	20
	Slovakia	614	5	119	1

Import payments by commodities/countries Table-3.1 (Contd.)
(Four digit level HS code)

(First two digit section, second two digit chapter and last two digit indicate four digit level commodities)

(Amount in thousand)

HS Code - Commodities/Countries		2024 - 2025		2025 - 2026	
		Amount (BDT)	Amount (USD)	Amount (BDT)	Amount (USD)
	Slovenia	125	1	2	0
	Spain	40	0	233	2
	Sri Lanka			7	0
	Sweden	2343	19	1679	14
	Switzerland	8185	68	5546	45
	Taiwan: Province Of China	1671	14	1672	14
	Thailand	4341	36	3892	32
	Turkey	6382	53	2107	17
	United Arab Emirates (UAE)	6739	56	1263	10
	United Kingdom (UK)	4553	37	3059	25
	United States of America (USA)	25485	212	7339	60
	Viet Nam	3302	27	14	0
157321	**Stoves, ranges,cookers etc.**	**1769607**	**14621**	**1679339**	**13736**
	Canada			346	3
	China People'S Republic (P.R)	1753068	14484	1663409	13606
	Czech Republic			99	1
	Denmark			13	0
	Egypt			268	2
	France			2365	19
	Germany	330	3	70	1
	Greece			15	0
	Hong Kong: Sar Of China	707	6	5	0
	India	4595	38	8051	66
	Indonesia	1745	15		
	Italy	150	1	1285	11
	Japan			208	2
	Korea, Republic Of			4	0
	Malaysia	250	2	61	1
	Poland	77	1	34	0
	Spain	48	0		
	Thailand	79	1		
	Turkey	7228	60	3091	25
	United Arab Emirates (UAE)	26	0	16	0
	United States of America (USA)	1305	11		
157322	**Radiators for central heating**	**21755**	**180**	**29128**	**239**
	China People'S Republic (P.R)	10656	88	3279	27
	Germany			108	1
	Hong Kong: Sar Of China			19	0
	Hungary			3237	27
	India	915	8	701	6
	Italy	5182	42	7091	58
	Japan			119	1
	Korea, Republic Of			7780	64
	Malaysia			3274	27
	Mexico	128	1		
	Poland	1	0		

Import payments by commodities/countries Table-3.1 (Contd.)
(Four digit level HS code)

(First two digit section, second two digit chapter and last two digit indicate four digit level commodities)

(Amount in thousand)

HS Code - Commodities/Countries		2024 - 2025		2025 - 2026	
		Amount (BDT)	Amount (USD)	Amount (BDT)	Amount (USD)
	Singapore	1555	13		
	Sweden			25	0
	Switzerland			1205	10
	Taiwan: Province Of China			1054	9
	United Kingdom (UK)	2978	25		
	United States of America (USA)	339	3	1235	10
157323	**Table,kitchen articlese,of iron**	**1035931**	**8562**	**1378751**	**11273**
	Austria	161074	1342	175244	1433
	Belgium			0	0
	China People'S Republic (P.R)	661897	5466	857432	7011
	Czech Republic			175	1
	Germany	169	1	50	0
	Hong Kong: Sar Of China	41	0	1867	15
	Hungary			55	0
	India	207282	1706	311953	2551
	Italy	53	0	14	0
	Japan	87	1	7244	59
	Korea, Republic Of	165	1	46	0
	Malaysia	106	1	110	1
	Mexico	629	5		
	Netherlands			3	0
	Pakistan			285	2
	Romania	0	0		
	Saudi Arabia			3	0
	Singapore	177	2	1302	11
	Sri Lanka	4	0	1	0
	Sweden	102	1		
	Switzerland	196	2		
	Taiwan: Province Of China	74	1	602	5
	Thailand	1600	13	1274	10
	Turkey			19140	156
	United Arab Emirates (UAE)	1710	14	34	0
	United Kingdom (UK)	3	0	100	1
	United States of America (USA)	561	5	1817	15
157324	**Sanitary ware & parts, of iron/ steel**	**479645**	**3968**	**507920**	**4154**
	Australia	1719	15		
	Belgium			356	3
	China People'S Republic (P.R)	425554	3518	475446	3888
	Denmark	24	0		
	Germany	2178	18	5425	44
	Greece	259	2	329	3
	Hong Kong: Sar Of China	3439	28	888	7
	India	31326	262	19057	156
	Indonesia	1167	10	166	1
	Italy	1118	9	890	7
	Japan			4	0

Import payments by commodities/countries Table-3.1 (Contd.)
(Four digit level HS code)

(First two digit section, second two digit chapter and last two digit indicate four digit level commodities)

(Amount in thousand)

HS Code - Commodities/Countries		2024 - 2025		2025 - 2026	
		Amount (BDT)	Amount (USD)	Amount (BDT)	Amount (USD)
	Korea, Republic Of	2880	24	487	4
	Malaysia	280	2	468	4
	Mexico			98	1
	Poland	534	4		
	Portugal	114	1	22	0
	Saudi Arabia			257	2
	Singapore			133	1
	Spain	573	5	307	3
	Taiwan: Province Of China	0	0	40	0
	Thailand	6826	56	2051	17
	Turkey	79	1	21	0
	United Arab Emirates (UAE)	1436	12	37	0
	United Kingdom (UK)			4	0
	United States of America (USA)	138	1	1436	12
157325	**Other cast articles,of iron or stl**	**288660**	**2392**	**238366**	**1950**
	Austria			4	0
	Belgium	3107	26	246	2
	China People'S Republic (P.R)	87633	728	87658	717
	Denmark	626	5		
	Germany	2245	19	1044	9
	Hong Kong: Sar Of China			14	0
	India	168822	1399	136083	1112
	Indonesia	438	4	559	5
	Italy	245	2	1028	8
	Japan	297	2		
	Korea, Republic Of	9	0		
	Malaysia	681	6	20	0
	Mexico			37	0
	Norway	75	1		
	Poland			216	2
	Singapore			5577	46
	Spain	314	3	2247	18
	Taiwan: Province Of China			61	1
	Thailand	19612	160	157	1
	Turkey	4136	34	2554	21
	United Arab Emirates (UAE)			441	4
	United Kingdom (UK)	419	3	422	3
157326	**Other articles of iron or steel**	**3984905**	**33011**	**3375971**	**27610**
	Argentina	32	0		
	Australia	1429	12	67	1
	Austria	8078	67	8667	71
	Belgium	5802	48	7340	60
	Bosnia And Herzegovina			5	0
	Brazil	43	0	3625	30
	Bulgaria	1320	11	84	1
	Canada	3427	29	666	5
	China People'S Republic (P.R)	2375805	19651	2006780	16415

Import payments by commodities/countries Table-3.1 (Contd.)
(Four digit level HS code)

(First two digit section, second two digit chapter and last two digit indicate four digit level commodities)

(Amount in thousand)

HS Code - Commodities/Countries	2024 - 2025		2025 - 2026	
	Amount (BDT)	Amount (USD)	Amount (BDT)	Amount (USD)
Croatia			255	2
Czech Republic	15162	125	18607	152
Denmark	4635	38	9997	82
Estonia			1344	11
Finland	12221	100	35042	287
France	103608	851	234748	1918
Germany	298503	2469	276485	2260
Greece			20	0
Hong Kong: Sar Of China	13484	111	39324	322
Hungary	3405	28	4641	38
India	501635	4191	136596	1116
Indonesia	253	2	1451	12
Ireland	362	3	132	1
Italy	71917	591	89091	729
Japan	80415	667	26673	218
Kazakhstan	171	1		
Korea, Republic Of	32400	267	38360	314
Luxembourg	519	4	19111	157
Malaysia	6415	53	9472	78
Mexico	751	6	1515	12
Netherlands	11202	93	3542	29
New Zealand	702	6	73	1
Norway	762	6	7633	62
Oman	31209	256		
Pakistan	1836	15	20	0
Philippines	70	1	97	1
Poland	93166	789	7284	60
Portugal	48	0	23	0
Romania	571	5	533	4
San Marino	203	2		
Singapore	14603	121	11859	97
Slovakia	2375	20	653	5
Slovenia	24	0	4623	38
South Africa	2	0		
Spain	7698	63	3968	32
Sri Lanka	5792	47	1041	9
Sweden	2553	21	10183	83
Switzerland	5976	49	15231	124
Taiwan: Province Of China	36546	303	42229	345
Thailand	29723	245	35277	288
Turkey	2952	24	28877	236
Ukraine	82305	681	2334	19
United Arab Emirates (UAE)	38479	318	43810	359
United Kingdom (UK)	32448	270	30408	249
United States of America (USA)	38382	319	154512	1264
Viet Nam	3483	29	1664	14
157400 Copper and Articles Thereof	**40120662**	**332374**	**37505279**	**306554**
157401 Copper mattes; cement copper			**316**	**3**
China People'S Republic (P.R)			316	3
157402 Unrefined, copper anodes	**21004**	**173**	**22009**	**180**

Import payments by commodities/countries Table-3.1 (Contd.)
(Four digit level HS code)

(First two digit section, second two digit chapter and last two digit indicate four digit level commodities)

(Amount in thousand)

HS Code - Commodities/Countries		2024 - 2025		2025 - 2026	
		Amount (BDT)	Amount (USD)	Amount (BDT)	Amount (USD)
	China People'S Republic (P.R)	17814	146	20309	166
	India	1813	15		
	Indonesia	877	7	1136	9
	Japan	500	4	564	5
157403	**Reifned ,coper alloys.**	**18613512**	**154153**	**14128954**	**115495**
	Australia	10519321	87589	3299349	26951
	Bulgaria	563630	4745	55954	459
	Chile	226577	1858		
	China People'S Republic (P.R)	5773242	47316	8321151	67993
	Congo	140399	1151	1954421	16020
	Germany			71	1
	India	13414	112	13849	113
	Italy	549	5		
	Japan	110322	919	83516	680
	Korea, Republic Of	59128	485	136	1
	Malaysia	57780	477	53804	440
	Peru	54828	457		
	Philippines	267540	2244		
	Singapore	388112	3189	85720	698
	Turkey	49873	416		
	United States of America (USA)	31	0		
	Zambia	388766	3193	260983	2139
157404	**Copper waste and scrap**	**533524**	**4437**	**34220**	**280**
	China People'S Republic (P.R)			1996	16
	Germany	174239	1435		
	Korea, Republic Of			23	0
	Saudi Arabia	28579	233	32201	263
	Singapore	43171	364		
	Thailand	132862	1123		
	United Arab Emirates (UAE)	135765	1127		
	United States of America (USA)	18908	155		
157405	**Master alloys of copper**	**1342**	**11**	**213**	**2**
	China People'S Republic (P.R)	1342	11		
	Italy			213	2
157406	**Copper powder and flakes**	**44826**	**371**	**33159**	**271**
	Belgium	27296	226	6251	51
	China People'S Republic (P.R)	13778	114	23092	189
	Germany	3751	31	3653	30
	India			1	0
	Italy			162	1
157407	**Copper bars,rods refined profiles**	**2125179**	**17588**	**2528515**	**20668**
	Austria	101	1		
	Chile			3	0
	China People'S Republic (P.R)	71792	594	81965	670
	Denmark			98	1

Import payments by commodities/countries Table-3.1 (Contd.)
(Four digit level HS code)

(First two digit section, second two digit chapter and last two digit indicate four digit level commodities)

(Amount in thousand)

HS Code - Commodities/Countries		2024 - 2025		2025 - 2026	
		Amount (BDT)	Amount (USD)	Amount (BDT)	Amount (USD)
	France	119	1		
	Germany	34	0	5	0
	India	20514	168	57475	469
	Indonesia	583374	4809	1416204	11584
	Japan	1446636	11992	971770	7936
	Korea, Republic Of	2342	20	20	0
	Spain			711	6
	Taiwan: Province Of China	269	2		
	Thailand			63	1
	Turkey			199	2
157408	**Copper wire**	**7715077**	**64032**	**10390577**	**84932**
	China People'S Republic (P.R)	2529443	20964	2116633	17301
	Hong Kong: Sar Of China	1486	12		
	India	153936	1280	373542	3051
	Indonesia	1669731	13850	1641057	13418
	Japan	2096	17	1172	10
	Korea, Republic Of	233329	1914	3748637	30617
	Malaysia	45	0	36307	297
	Taiwan: Province Of China	8005	66	7925	65
	Turkey	264	2		
	United Arab Emirates (UAE)	3116629	25925	2465303	20172
	Viet Nam	113	1		
157409	**Copper plates, sheets & strip**	**3179660**	**26344**	**2681133**	**21920**
	Belgium			17255	141
	China People'S Republic (P.R)	2773696	22973	2379251	19453
	Germany	7894	67	184	2
	Hong Kong: Sar Of China	1192	10	57658	471
	India	20943	174	35503	290
	Indonesia	23128	189		
	Italy	8944	73	15	0
	Malaysia			3924	32
	Poland	118	1		
	Sri Lanka			21	0
	Taiwan: Province Of China	7920	66	362	3
	Thailand	335821	2792	186961	1528
	United Kingdom (UK)	5	0		
157410	**Copper foil, backed/not backed**	**173613**	**1447**	**205858**	**1681**
	China People'S Republic (P.R)	172652	1439	202648	1655
	India	276	2	3179	26
	Japan	32	0		
	Taiwan: Province Of China	8	0	31	0
	Turkey	34	0		
	United Arab Emirates (UAE)	44	0		
	United Kingdom (UK)	567	5		
157411	**Copper tubes and pipes**	**6036397**	**49946**	**5078246**	**41499**
	Australia			10	0

Import payments by commodities/countries Table-3.1 (Contd.)
(Four digit level HS code)

(First two digit section, second two digit chapter and last two digit indicate four digit level commodities)

(Amount in thousand)

HS Code - Commodities/Countries		2024 - 2025		2025 - 2026	
		Amount (BDT)	Amount (USD)	Amount (BDT)	Amount (USD)
	Bahrain	4395	36	7937	65
	Brazil	1	0		
	China People'S Republic (P.R)	4755969	39298	4557415	37248
	France			4922	40
	Germany	6	0	19731	161
	Hong Kong: Sar Of China	40050	326	342462	2793
	India	1107219	9223	52964	432
	Italy	13038	107	85	1
	Japan			1	0
	Korea, Republic Of	14121	116	15007	123
	Malaysia			2114	17
	Singapore	4130	34	3682	30
	Thailand	84166	698	63648	521
	Turkey	367	3		
	United Arab Emirates (UAE)			1391	11
	United Kingdom (UK)	8013	66	1880	15
	United States of America (USA)			309	3
	Viet Nam	4924	40	4687	38
157412	**Copper tube or pipe fittings**	**209982**	**1742**	**224184**	**1832**
	Belgium	24	0	3857	32
	China People'S Republic (P.R)	150078	1249	67215	550
	Finland	86	1		
	France	46	0	80	1
	Germany	376	3	32	0
	Greece	1	0		
	Hong Kong: Sar Of China			12611	103
	India	53637	441	136694	1117
	Indonesia			225	2
	Italy	2194	18	576	5
	Japan	1380	11	30	0
	Korea, Republic Of	1193	10	946	8
	Malaysia	603	5	68	1
	Mexico			11	0
	Singapore	50	0	58	0
	Sweden			29	0
	Switzerland	128	1		
	Taiwan: Province Of China			214	2
	Thailand	19	0	537	4
	Turkey	102	1	8	0
	United Kingdom (UK)	65	1	659	5
	United States of America (USA)			334	3
157413	**Stranded wire, cables etc.of copper**	**659203**	**5455**	**1324241**	**10813**
	China People'S Republic (P.R)	26904	224	50698	413
	Germany			9	0
	Hong Kong: Sar Of China	1912	16	9313	76
	India	630387	5215	1262445	10309
	Thailand	0	0		

Import payments by commodities/countries Table-3.1 (Contd.)
(Four digit level HS code)

(First two digit section, second two digit chapter and last two digit indicate four digit level commodities)

(Amount in thousand)

HS Code - Commodities/Countries	2024 - 2025		2025 - 2026	
	Amount (BDT)	Amount (USD)	Amount (BDT)	Amount (USD)
United States of America (USA)			1776	14
157415 Nails, tacks, drawing pins, of copper etc.	**541340**	**4479**	**570551**	**4664**
Austria	11	0	26	0
Belgium	84	1		
China People'S Republic (P.R)	413546	3425	404193	3304
Croatia			34	0
Czech Republic			40	0
Denmark	3576	29	256	2
Finland			11	0
France	1	0	18	0
Germany	808	7	1857	15
Hong Kong: Sar Of China	8743	72	43	0
India	101887	840	152412	1246
Italy	5284	44	117	1
Japan	2978	24	8204	67
Kazakhstan			19	0
Korea, Republic Of	2238	18	49	0
Netherlands			2353	19
Norway	522	4	474	4
Poland			17	0
Singapore	2	0		
Sweden	1	0	98	1
Taiwan: Province Of China	7	0	65	1
Thailand	1	0		
Turkey	11	0	3	0
United Arab Emirates (UAE)			205	2
United Kingdom (UK)	2	0	36	0
United States of America (USA)	163	1	22	0
Viet Nam	1477	12		
157418 Table, kitchen articlese, of copper	**17779**	**147**	**29251**	**239**
China People'S Republic (P.R)	7949	66	15261	125
Germany	487	4	499	4
India	4517	37	9447	77
Italy	6	0	118	1
Portugal			7	0
Spain	152	1		
Thailand	3191	26	3402	28
Turkey	10	0		
United Arab Emirates (UAE)	1449	12		
United States of America (USA)	19	0	516	4
157419 Other articles of copper	**248224**	**2049**	**253853**	**2075**
Austria	1	0		
Belgium	351	3	129	1
China People'S Republic (P.R)	154303	1272	165912	1357
Czech Republic			0	0

Import payments by commodities/countries Table-3.1 (Contd.)
(Four digit level HS code)

(First two digit section, second two digit chapter and last two digit indicate four digit level commodities)

(Amount in thousand)

HS Code - Commodities/Countries		2024 - 2025		2025 - 2026	
		Amount (BDT)	Amount (USD)	Amount (BDT)	Amount (USD)
	Denmark			4	0
	Finland	2046	17	4066	33
	France	2253	19		
	Germany	1122	9	1111	9
	Hungary	416	3		
	India	65831	544	69078	564
	Indonesia	3	0		
	Italy	18363	153	1345	11
	Japan			543	4
	Korea, Republic Of			548	4
	Malaysia			3910	32
	Netherlands	47	0	29	0
	Philippines	0	0		
	Serbia	13	0		
	Spain			1	0
	Sweden	39	0	158	1
	Switzerland	104	1		
	Taiwan: Province Of China	11	0	2061	17
	Thailand			26	0
	Turkey	2925	24	3606	29
	United Arab Emirates (UAE)			252	2
	United Kingdom (UK)	4	0	5	0
	United States of America (USA)	391	3	1071	9
157500	**Nickel and Articles Thereof**	**193322**	**1602**	**138071**	**1131**
157502	**Unwrought nickel**	**48945**	**405**	**22305**	**183**
	China People'S Republic (P.R)	542	5	950	8
	India	34717	288	21200	174
	Japan	10649	88	2	0
	Korea, Republic Of			153	1
	Norway	3037	25		
157504	**Nickel powders and flakes**	**1840**	**15**	**735**	**6**
	China People'S Republic (P.R)	712	6	735	6
	India	73	1		
	United Kingdom (UK)	1055	9		
157505	**Nickel bars, rods, profile & wire**	**38961**	**320**	**11192**	**92**
	China People'S Republic (P.R)	2596	21	1563	13
	Germany	9	0		
	India	1475	12	6968	57
	Indonesia	34498	284		
	Korea, Republic Of	29	0		
	Netherlands			2660	22
	United States of America (USA)	353	3		
157506	**Nickel plates, sheets, strip & foil**	**43855**	**362**	**12524**	**103**
	China People'S Republic (P.R)	38717	319	3978	32
	Hong Kong: Sar Of China	39	0	4569	37

Import payments by commodities/countries Table-3.1 (Contd.)
(Four digit level HS code)

(First two digit section, second two digit chapter and last two digit indicate four digit level commodities)

(Amount in thousand)

HS Code - Commodities/Countries	2024 - 2025		2025 - 2026	
	Amount (BDT)	Amount (USD)	Amount (BDT)	Amount (USD)
India	5100	43	1049	9
Japan			2880	24
United Kingdom (UK)			49	0
157507 Nickel tubes, pipes & fittings	**28457**	**237**	**34809**	**285**
China People'S Republic (P.R)	28457	237	33379	273
Japan			1121	9
Switzerland			309	3
157508 Other articles of nickel	**31263**	**262**	**56506**	**463**
Australia			2	0
China People'S Republic (P.R)	794	7	1234	10
France			624	5
Germany	93	1		
Hungary			40	0
India	23735	199	53463	438
Italy	6336	54		
Japan	306	3	697	6
United Kingdom (UK)			54	0
United States of America (USA)			393	3
157600 Aluminium and Articles Thereof	**49668641**	**410930**	**46786387**	**382588**
157601 Unwrought aluminium	**20203576**	**167118**	**19360873**	**158346**
Australia	844392	7005	4847013	39543
Austria	403522	3310		
Bahrain	51497	426	45230	371
China People'S Republic (P.R)	207558	1729	9747	79
Germany	82	1		
Hong Kong: Sar Of China	311	3		
India	14183148	117292	10060854	82347
Indonesia	82439	679	529485	4341
Korea, Republic Of	904385	7507	1101023	9008
Malaysia	504144	4125	741773	6080
Oman	1246783	10393	776912	6364
Russian Federation	543540	4498	24641	202
Singapore	803476	6597	768676	6284
South Africa	130762	1090		
Taiwan: Province Of China	15081	123	65151	531
Tanzania, United Republic Of	13446	112		
United Arab Emirates (UAE)	230717	1910	390283	3194
United States of America (USA)	23355	195	84	1
Viet Nam	14938	124		
157602 Aluminium waste and scrap	**587229**	**4840**	**856712**	**7007**
Australia	17283	145		
China People'S Republic (P.R)	3601	30	15456	127
India	1186	10		
Korea, Republic Of	76728	633	59132	483
Malaysia	331918	2737	408030	3335
Saudi Arabia	64831	531	270192	2213

Import payments by commodities/countries Table-3.1 (Contd.)
(Four digit level HS code)

(First two digit section, second two digit chapter and last two digit indicate four digit level commodities)

(Amount in thousand)

HS Code - Commodities/Countries	2024 - 2025		2025 - 2026	
	Amount (BDT)	Amount (USD)	Amount (BDT)	Amount (USD)
Thailand	79275	650	103901	850
United States of America (USA)	12408	104		
157603 Aluminium powders and flakes	**15531**	**129**	**4402**	**36**
China People'S Republic (P.R)	9387	78	15	0
Germany	297	2	782	6
India	5848	49	3605	29
157604 Aluminium bars, rods & profiles	**1514678**	**12549**	**1989521**	**16278**
China People'S Republic (P.R)	978853	8108	1381994	11308
Denmark	1043	9	100	1
Finland	4630	38		
Germany	5551	47	7003	57
Hong Kong: Sar Of China	1201	10	11874	97
India	30770	257	101427	831
Italy	3633	30	2	0
Japan	266514	2217	209790	1718
Korea, Republic Of			41	0
Malaysia	220803	1820	274814	2245
Netherlands			26	0
Portugal	82	1		
Spain			0	0
Switzerland	5	0	1884	15
Thailand	128	1		
Turkey	578	5		
United Arab Emirates (UAE)	886	7	383	3
United States of America (USA)			182	1
157605 Aluminium wire	**799385**	**6613**	**813919**	**6657**
China People'S Republic (P.R)	456675	3777	374073	3059
Germany	11163	93	14079	115
Hong Kong: Sar Of China	8300	68	7379	60
India	136338	1132	78191	639
Indonesia	19939	165	39800	325
Italy			220	2
Japan	2084	17	182	1
Korea, Republic Of	37	0	119	1
Malaysia	111027	920	188867	1544
Spain	2841	24	1485	12
Taiwan: Province Of China	791	6	99	1
United Arab Emirates (UAE)	50189	410	109385	898
United States of America (USA)	1	0		
Viet Nam			39	0
157606 Aluminium plates, sheets, strip	**4358067**	**36077**	**5133966**	**41972**
Australia	1158	9		
China People'S Republic (P.R)	3629258	30075	4323123	35345
Germany	1778	15	134	1
Hong Kong: Sar Of China	18841	154	5794	47
India	671724	5533	761608	6225
Italy	155	1	309	3
Japan	1652	14	5260	43

Import payments by commodities/countries Table-3.1 (Contd.)
(Four digit level HS code)

(First two digit section, second two digit chapter and last two digit indicate four digit level commodities)

(Amount in thousand)

HS Code - Commodities/Countries		2024 - 2025		2025 - 2026	
		Amount (BDT)	Amount (USD)	Amount (BDT)	Amount (USD)
	Korea, Republic Of			508	4
	New Zealand			229	2
	Poland	33213	273	29242	240
	Portugal			62	1
	Sri Lanka	2	0	0	0
	Turkey	288	2		
	United Arab Emirates (UAE)			7694	63
157607	**Aluminium foil, backed/not backed**	**11986980**	**99191**	**12322337**	**100739**
	Austria			481	4
	China People'S Republic (P.R)	6668288	55188	5875045	48027
	Croatia			3144	26
	Germany	28369	235	62525	511
	Hong Kong: Sar Of China	17804	146	149159	1216
	India	3424582	28333	4348250	35552
	Indonesia			8607	70
	Ireland	5	0		
	Italy	69	1	2829	23
	Japan	1496	12	2672	22
	Korea, Republic Of	1534796	12692	1301132	10640
	Malaysia	35091	293	25674	210
	Netherlands	16649	139		
	Saudi Arabia	8872	73	2656	22
	Singapore	16089	136	30895	252
	Sri Lanka			0	0
	Switzerland	185664	1539	216913	1778
	Taiwan: Province Of China	5373	45	3091	25
	Thailand	17077	141	5019	41
	United Arab Emirates (UAE)	9915	81		
	United Kingdom (UK)	16842	140	280480	2290
	United States of America (USA)			3548	29
	Viet Nam			218	2
157608	**Aluminium tubes and pipes**	**1262443**	**10452**	**1318576**	**10776**
	China People'S Republic (P.R)	1131877	9366	1226941	10029
	Germany	5115	43	1103	9
	Hong Kong: Sar Of China	2579	21		
	India	38350	317	25000	204
	Japan	265	2		
	Korea, Republic Of	213	2	3697	30
	Malaysia	2672	22	5566	46
	Philippines	1	0		
	Russian Federation	81302	678		
	Singapore			26766	218
	Sri Lanka			0	0
	Taiwan: Province Of China	0	0	29315	239
	United Kingdom (UK)	69	1	190	2
157609	**Aluminium tube & pipe fittings**	**28683**	**240**	**23115**	**189**

Import payments by commodities/countries Table-3.1 (Contd.)
(Four digit level HS code)

(First two digit section, second two digit chapter and last two digit indicate four digit level commodities)

(Amount in thousand)

HS Code - Commodities/Countries	2024 - 2025		2025 - 2026	
	Amount (BDT)	Amount (USD)	Amount (BDT)	Amount (USD)
Austria			387	3
China People'S Republic (P.R)	12014	101	12800	105
Croatia	71	1		
Finland	14	0		
Germany	1198	10		
India	14466	121	8370	69
Japan	7	0		
Korea, Republic Of	118	1	645	5
Netherlands	680	6		
Poland			4	0
Singapore			379	3
Sri Lanka	32	0		
United Kingdom (UK)			530	4
United States of America (USA)	84	1		
157610 Aluminium structures & parts	**117705**	**976**	**76371**	**624**
Australia	11129	94		
China People'S Republic (P.R)	98057	811	73964	604
Germany	49	0		
India	1941	16	85	1
Italy	434	4	656	5
Korea, Republic Of	310	3		
Malaysia			1104	9
Spain	0	0		
Turkey			113	1
United Arab Emirates (UAE)	5586	46	449	4
United States of America (USA)	197	2		
157610 Aluminium,tube or pipe fittings (for example,couplings,elbows,sleeves)	**629475**	**5226**	**564760**	**4612**
Austria	4514	38		
China People'S Republic (P.R)	494142	4098	526686	4301
Germany	2183	18	198	2
Hong Kong: Sar Of China			1698	14
India	110262	920	601	5
Indonesia			6	0
Italy	84	1	1075	9
Japan	8581	72	6293	51
Korea, Republic Of	8210	69	1662	14
Malaysia	453	4	3634	30
Singapore	35	0		
Spain	302	2	1203	10
Sri Lanka	22	0		
Thailand	9	0		
Turkey	517	4		
United Kingdom (UK)	161	1	143	1

Import payments by commodities/countries Table-3.1 (Contd.)
(Four digit level HS code)

(First two digit section, second two digit chapter and last two digit indicate four digit level commodities)

(Amount in thousand)

HS Code - Commodities/Countries	2024 - 2025		2025 - 2026	
	Amount (BDT)	Amount (USD)	Amount (BDT)	Amount (USD)
United States of America (USA)			21561	176
157611 Aluminium reservoirs, tank, etc.	**625**	**5**	**2765**	**23**
China People'S Republic (P.R)	625	5	2765	23
157612 Aluminium cask, drum, cans, boxes, etc.	**1345515**	**11127**	**1791955**	**14660**
China People'S Republic (P.R)	134769	1114	324713	2655
France			4	0
Germany			128	1
India	50899	421	78653	643
Malaysia			6254	51
Mexico	55	0		
Pakistan	192516	1603	581031	4748
Sri Lanka	746300	6157	621492	5094
Switzerland	10240	85	23817	195
Taiwan: Province Of China	3	0		
Thailand	3489	29	2467	20
United Kingdom (UK)	207246	1718	153396	1253
157613 Aluminium containers for compressed	**114011**	**945**	**99470**	**813**
China People'S Republic (P.R)	32338	269	48858	399
Germany	908	7		
India	1085	9	6539	54
Thailand	2024	17	2947	24
United Kingdom (UK)	70499	584	39168	321
United States of America (USA)	7158	59	1958	16
157614 Stranded wire, cable of aluminium	**5450247**	**45049**	**1363825**	**11163**
Bahrain	4352	37	133816	1099
Brazil			400	3
China People'S Republic (P.R)	105456	885	323682	2649
France	1309854	10916		
India	4030583	33212	899683	7360
Ireland			6171	51
Italy	2	0	73	1
157615 Table, kitchen articles etc. of aluminium	**178686**	**1476**	**401445**	**3276**
Australia	39	0		
Brazil			103079	840
China People'S Republic (P.R)	147503	1218	192388	1572
France	11	0		
Hong Kong: Sar Of China			307	3
India	17921	148	21686	177
Japan	29	0		
Korea, Republic Of	60	1		
Malaysia	557	5	1420	12
Netherlands			70518	574
Pakistan			4346	36
Singapore			84	1

Import payments by commodities/countries Table-3.1 (Contd.)
(Four digit level HS code)

(First two digit section, second two digit chapter and last two digit indicate four digit level commodities)

(Amount in thousand)

HS Code - Commodities/Countries	2024 - 2025		2025 - 2026	
	Amount (BDT)	Amount (USD)	Amount (BDT)	Amount (USD)
Slovenia			451	4
Taiwan: Province Of China	794	7		
Thailand	7376	61	2460	20
Turkey	3269	27	4153	34
United Kingdom (UK)	1129	9	551	5
157616 Other aluminium articles	**1075805**	**8918**	**662376**	**5416**
Austria			1514	12
Belgium	67	1	3	0
China People'S Republic (P.R)	817139	6760	492751	4028
Denmark	36	0	31	0
Finland	699	6	28	0
France	458	4	2077	17
Germany	1067	9	6333	52
Hong Kong: Sar Of China	5726	48	825	7
India	68722	577	39343	323
Italy	5104	43	9372	77
Japan	118	1	1859	15
Korea, Republic Of	14593	122	673	6
Malaysia			2697	22
Norway	78	1		
Oman	74253	625		
Philippines			371	3
Poland	71	1		
Romania			198	2
Singapore			1730	14
Slovakia	29	0	95	1
Spain	167	1		
Sri Lanka	84	1	13	0
Sweden	814	7	1	0
Switzerland	212	2	1195	10
Taiwan: Province Of China	76544	631	61846	506
Thailand	5006	41	33322	272
Turkey	86	1	842	7
United Arab Emirates (UAE)	624	5		
United Kingdom (UK)			1	0
United States of America (USA)	3428	28	5192	42
Viet Nam	677	6	65	1
157800 Lead and articles thereof	**14981544**	**123677**	**9931107**	**81176**
157801 Unwrought lead	**14839257**	**122488**	**9840530**	**80435**
Bulgaria	33358	273	91551	746
Cameroon			12212	100
China People'S Republic (P.R)	420204	3462	24637	201
India	11530714	95154	7740860	63260
Indonesia	251	2	11921	97
Japan	150949	1253		
Kazakhstan	98214	833	129258	1058
Korea, Republic Of	634637	5238	466126	3811
Malaysia	865269	7176	500494	4099

Import payments by commodities/countries Table-3.1 (Contd.)
(Four digit level HS code)

(First two digit section, second two digit chapter and last two digit indicate four digit level commodities)

(Amount in thousand)

HS Code - Commodities/Countries	2024 - 2025		2025 - 2026	
	Amount (BDT)	Amount (USD)	Amount (BDT)	Amount (USD)
Mozambique			23105	189
Pakistan	273294	2236	538087	4401
Philippines	20475	169		
Poland			6644	54
Saudi Arabia			18157	148
Singapore	261702	2160	108340	883
Taiwan: Province Of China	268942	2213	107384	882
Thailand	24783	208	12444	102
United Arab Emirates (UAE)	250006	2057	49310	405
United Kingdom (UK)	6460	53		
157802 Lead waste and scrap	**119099**	**998**	**75850**	**620**
Chile	31996	269		
Hong Kong: Sar Of China	6428	55	6410	52
Korea, Republic Of	44454	375		
Kuwait	27515	226		
Malaysia			56475	461
Thailand			12965	106
United Arab Emirates (UAE)	8707	73		
157804 Lead plates, sheets, strip & foil	**304**	**3**	**2321**	**19**
China People'S Republic (P.R)	265	2	1527	12
Finland	24	0		
India	14	0		
Zambia			794	7
157806 Other lead articles	**22884**	**189**	**12406**	**102**
China People'S Republic (P.R)	2610	22	4086	33
France	78	1	330	3
Germany	7772	65		
Hong Kong: Sar Of China	7104	58	2441	20
India	4586	38	5086	42
Italy			268	2
Japan	216	2	35	0
Taiwan: Province Of China	34	0		
United States of America (USA)	484	4	160	1
157900 Zinc and articles thereof	**12347469**	**102085**	**11824843**	**96723**
157901 Unwrought zinc	**11929488**	**98629**	**11488806**	**93975**
Australia	4678743	38605	5636835	46097
Austria			72965	599
Belgium	114492	964	338859	2771
Brazil	14990	123		
China People'S Republic (P.R)	206051	1705	515080	4210
Greece			7051	58
Hong Kong: Sar Of China			26028	213
India	488085	4060	86326	707
Italy	39387	332		
Japan	774319	6421	145106	1189

Import payments by commodities/countries Table-3.1 (Contd.)
(Four digit level HS code)

(First two digit section, second two digit chapter and last two digit indicate four digit level commodities)

(Amount in thousand)

HS Code - Commodities/Countries		2024 - 2025		2025 - 2026	
		Amount (BDT)	Amount (USD)	Amount (BDT)	Amount (USD)
	Korea, Republic Of	1518803	12583	1459370	11943
	Malaysia	100952	850		
	Netherlands			312998	2567
	Peru	2256255	18630	1801084	14729
	South Africa	37932	311		
	Spain	1281727	10591	596601	4885
	Taiwan: Province Of China	338539	2794	447233	3656
	Thailand	41098	342		
	United Arab Emirates (UAE)	37791	315	43271	353
	United States of America (USA)	324	3		
157902	**Zinc waste and scrap**	**19**	**0**		
	China People'S Republic (P.R)	19	0		
157903	**Zinc dust,powders and flakes**	**36452**	**300**	**2517**	**21**
	China People'S Republic (P.R)	521	4	1849	15
	India	27563	227	667	5
	Korea, Republic Of	8369	69		
157904	**Zinc bars, rods,profiles and wire**	**210839**	**1741**	**218569**	**1787**
	China People'S Republic (P.R)	33064	273	52487	429
	Hong Kong: Sar Of China			5634	46
	India	177531	1466	160265	1310
	Korea, Republic Of	244	2	183	1
157905	**Zinc plates, sheets, strip & foil**	**163505**	**1356**	**107140**	**877**
	China People'S Republic (P.R)	163279	1354	107140	877
	Germany	227	2		
157907	**Other articles of zinc**	**7165**	**59**	**7812**	**64**
	Australia	145	1		
	Belgium	265	2	95	1
	China People'S Republic (P.R)	5625	46	6716	55
	Germany	15	0		
	India	571	5	767	6
	Japan			188	2
	Morocco			45	0
	Taiwan: Province Of China			1	0
	United States of America (USA)	543	5		
158000	**Tin and articles thereof**	**174132**	**1445**	**778682**	**6370**
158001	**Unwrought tin**	**154100**	**1279**	**776653**	**6353**
	China People'S Republic (P.R)	16806	139	57390	470
	India	10083	86		
	Indonesia	23619	197	22813	186
	Italy			122	1
	Malaysia	103592	858	126967	1041
	Thailand			569361	4655
158003	**Tin bars, rods, profiles and wire**	**17172**	**143**	**235**	**2**
	China People'S Republic (P.R)	5406	45	235	2
	Hong Kong: Sar Of China	3573	30		
	India	1006	8		

Import payments by commodities/countries Table-3.1 (Contd.)
(Four digit level HS code)

(First two digit section, second two digit chapter and last two digit indicate four digit level commodities)

(Amount in thousand)

HS Code - Commodities/Countries		2024 - 2025		2025 - 2026	
		Amount (BDT)	Amount (USD)	Amount (BDT)	Amount (USD)
	Japan	4014	34		
	Malaysia	3172	26		
158007	**Other articles of tin**	**2860**	**24**	**1794**	**15**
	China People'S Republic (P.R)	339	3	461	4
	Hong Kong: Sar Of China	500	4		
	India			25	0
	Japan	2021	17	1308	11
158100	**Other base metals; cermets; articles thereof**	**292908**	**2428**	**467493**	**3821**
158101	**Tungsten and articles;**	**49465**	**411**	**47885**	**392**
	China People'S Republic (P.R)	7188	60	1712	14
	Germany	41	0		
	India	42236	351	45872	375
	Taiwan: Province Of China			296	2
	United States of America (USA)			5	0
158102	**Molybdenum and articles;**	**8152**	**68**	**5195**	**42**
	China People'S Republic (P.R)	2447	20	2030	17
	Hong Kong: Sar Of China			175	1
	India	5706	48	2579	21
	Korea, Republic Of			411	3
158103	**Tantalum and articles;**	**155**	**1**		
	China People'S Republic (P.R)	155	1		
158104	**Magnesium and articlese;**	**71813**	**594**	**134230**	**1097**
	China People'S Republic (P.R)	71207	589	123236	1008
	Hong Kong: Sar Of China	518	4	477	4
	India	88	1	10517	86
158105	**Cobalt mattes;**	**2178**	**18**	**666**	**5**
	China People'S Republic (P.R)			581	5
	Germany	306	3		
	Taiwan: Province Of China	1872	15	85	1
158106	**Bismuth and articles;**			**260**	**2**
	Belgium			260	2
158108	**Titanium and articles;**	**1863**	**15**	**6930**	**57**
	China People'S Republic (P.R)	1096	9	5946	49
	Germany			72	1
	Hong Kong: Sar Of China			146	1
	India	767	6	114	1
	Korea, Republic Of			651	5
158109	**Zirconium and articles;**	**5266**	**44**		
	Korea, Republic Of	5266	44		
158110	**Antimony and articles;**	**89257**	**740**	**176315**	**1440**
	Cambodia			29999	244
	China People'S Republic (P.R)	17609	147	20601	169
	India	27026	222	66511	543
	Laos People'S Democratic Republic			26039	213

Import payments by commodities/countries Table-3.1 (Contd.)
(Four digit level HS code)

(First two digit section, second two digit chapter and last two digit indicate four digit level commodities)

(Amount in thousand)

HS Code - Commodities/Countries	2024 - 2025		2025 - 2026	
	Amount (BDT)	Amount (USD)	Amount (BDT)	Amount (USD)
Thailand	44622	372	33166	271
158111 Manganese and articles;	**1557**	**13**	**10754**	**88**
China People'S Republic (P.R)			2575	21
India	1557	13	966	8
Indonesia			7213	59
158112 Beryllium, chromium, germanium etc.	**63149**	**524**	**85231**	**697**
China People'S Republic (P.R)	15980	133	5897	48
India	47149	390	50441	413
Korea, Republic Of	20	0	28893	236
158113 Cermets and articles;	**54**	**0**	**26**	**0**
China People'S Republic (P.R)			26	0
Germany	54	0		
158200 Tools, implements, cutlery, spoons and forks, of base metal; parts thereof of base metal	**6250792**	**51657**	**5767015**	**47153**
158201 Hand tools	**419603**	**3469**	**342032**	**2797**
Chile	342	3		
China People'S Republic (P.R)	354580	2930	272267	2226
Czech Republic	63	1		
Denmark	66	1		
Germany	55	0		
Hong Kong: Sar Of China	183	2	167	1
India	64299	534	69583	569
Korea, Republic Of	14	0	11	0
Poland			5	0
158202 Hands saws, blades saws etc.	**313848**	**2599**	**378525**	**3095**
Australia	120	1		
China People'S Republic (P.R)	264610	2192	322292	2635
Czech Republic	114	1		
Finland	30	0		
France	267	2		
Germany	7892	65	4219	34
Hong Kong: Sar Of China	1835	15	4567	37
India	20994	173	23679	193
Italy	4366	36	7476	61
Japan	1634	14	3023	25
Korea, Republic Of	3676	31	3488	29
Malaysia			600	5
Mexico			29	0
Philippines	190	2		
Poland	194	2	193	2
Singapore	33	0	46	0
Spain	2127	17	1410	12
Sri Lanka	23	0		
Switzerland	715	6		
Taiwan: Province Of China	3683	30	3580	29
Thailand	1056	9	1020	8

Import payments by commodities/countries Table-3.1 (Contd.)
(Four digit level HS code)

(First two digit section, second two digit chapter and last two digit indicate four digit level commodities)

(Amount in thousand)

HS Code - Commodities/Countries	2024 - 2025		2025 - 2026	
	Amount (BDT)	Amount (USD)	Amount (BDT)	Amount (USD)
Turkey			1677	14
United Arab Emirates (UAE)	40	0		
United Kingdom (UK)	19	0	13	0
United States of America (USA)	233	2	1213	10
158203 Files, rasps, pliers, etc.	**240524**	**1989**	**301251**	**2464**
Belgium			11	0
China People'S Republic (P.R)	194876	1612	247713	2026
Costa Rica	5	0		
Denmark	22	0	11	0
Finland	3760	32		
France	6	0	63	1
Germany	999	8	1535	13
Hong Kong: Sar Of China	616	5	201	2
India	28224	233	42636	349
Indonesia	1927	16	1522	12
Italy	467	4		
Japan	1210	10	248	2
Korea, Republic Of	28	0	34	0
Netherlands	20	0		
Saudi Arabia	52	0		
Singapore	3	0	32	0
Spain	4	0		
Sri Lanka			64	1
Switzerland	748	6	1625	13
Taiwan: Province Of China	4736	39	3800	31
Thailand	608	5	199	2
United Arab Emirates (UAE)	1929	16	1179	10
United Kingdom (UK)			45	0
United States of America (USA)	279	2	333	3
Viet Nam	4	0		
158204 Hand-operated spanners & wrenches	**519168**	**4293**	**573157**	**4688**
Argentina			25	0
Belgium	8	0		
China People'S Republic (P.R)	376737	3115	441671	3613
Czech Republic	488	4		
Germany	1791	15	2661	22
Hong Kong: Sar Of China			68	1
India	110929	917	85978	703
Indonesia	49	0	549	4
Ireland	12	0	4	0
Japan	9874	82	4374	36
Korea, Republic Of	651	5	80	1
Mexico	17	0	18	0
Netherlands	4254	35		
Poland	238	2	174	1
Portugal			151	1

Import payments by commodities/countries Table-3.1 (Contd.)
(Four digit level HS code)

(First two digit section, second two digit chapter and last two digit indicate four digit level commodities)

(Amount in thousand)

HS Code - Commodities/Countries	2024 - 2025		2025 - 2026	
	Amount (BDT)	Amount (USD)	Amount (BDT)	Amount (USD)
Romania	4	0		
Singapore	8	0		
Spain			895	7
Sri Lanka	224	2	117	1
Sweden	74	1	4	0
Switzerland	2441	20		
Taiwan: Province Of China	7906	66	12321	101
Thailand			8	0
Turkey	636	5	6214	51
United Kingdom (UK)	383	3	653	5
United States of America (USA)	2443	20	17113	139
Viet Nam			80	1
158205 Hand tools n.i.e	**643390**	**5318**	**763555**	**6244**
Argentina	36	0		
Australia			1308	11
Austria	32	0	2035	17
Belgium	1942	16	16	0
China People'S Republic (P.R)	501035	4145	540766	4423
Czech Republic			375	3
Denmark	76	1	245	2
Finland	98	1	347	3
France	517	4	96	1
Germany	5543	45	9745	80
Hong Kong: Sar Of China	1248	10	1992	16
Hungary	117	1	1164	9
India	48750	403	79702	651
Ireland	2	0		
Italy	4090	34	33710	275
Japan	17255	142	4382	36
Kazakhstan	59	0		
Korea, Republic Of	1785	15	498	4
Luxembourg			90	1
Malaysia	829	7	2407	20
Mexico	193	2	527	4
Netherlands	385	3	4	0
Norway			996	8
Pakistan	2	0		
Poland	9	0	3	0
Portugal			15	0
Romania	247	2	136	1
Singapore	27	0	472	4
South Africa			16	0
Spain	4379	36		
Sri Lanka	1130	9	486	4
Sweden	9	0	68	1
Switzerland	897	8	16561	135
Taiwan: Province Of China	22911	188	17772	145

Import payments by commodities/countries Table-3.1 (Contd.)
(Four digit level HS code)

(First two digit section, second two digit chapter and last two digit indicate four digit level commodities)

(Amount in thousand)

HS Code - Commodities/Countries		2024 - 2025		2025 - 2026	
		Amount (BDT)	Amount (USD)	Amount (BDT)	Amount (USD)
	Thailand	7234	59	32129	264
	Turkey			39	0
	United Arab Emirates (UAE)			29	0
	United Kingdom (UK)	210	2	1389	11
	United States of America (USA)	21879	180	13862	114
	Viet Nam	463	4	172	1
158206	**Tools of two or more, in sets**	**19799**	**164**	**18242**	**149**
	Austria			17	0
	China People'S Republic (P.R)	8041	66	12022	98
	Finland	606	5	493	4
	France			482	4
	Germany	1604	13	75	1
	Hong Kong: Sar Of China	6	0		
	India	786	7	1660	14
	Italy	428	4		
	Japan	1335	11	121	1
	Korea, Republic Of	2961	25	2248	18
	Mexico	62	1		
	Netherlands	5	0		
	Pakistan	36	0		
	Sweden			80	1
	Switzerland	55	0		
	Taiwan: Province Of China	2647	22	356	3
	Thailand	114	1		
	Turkey	1115	9		
	United States of America (USA)			689	6
158207	**Interchangeable tools, for hand tools**	**1414282**	**11710**	**1375463**	**11242**
	Afghanistan			645	5
	Australia			232	2
	Austria	1338	11	530	4
	Belgium			1217	10
	Bulgaria			52	0
	Canada	392	3		
	China People'S Republic (P.R)	620193	5143	564748	4617
	Czech Republic	304	3	515	4
	Finland	480	4		
	France	1554	13	2583	21
	Germany	46094	382	84947	695
	Hong Kong: Sar Of China	17521	146	2671	22
	Hungary	4220	35	1318	11
	India	177897	1473	277653	2269
	Indonesia	1076	9	131	1
	Ireland			2150	18
	Italy	22077	183	22780	187
	Japan	41504	342	66656	544
	Korea, Republic Of	13336	111	7465	61

Import payments by commodities/countries Table-3.1 (Contd.)
(Four digit level HS code)

(First two digit section, second two digit chapter and last two digit indicate four digit level commodities)

(Amount in thousand)

HS Code - Commodities/Countries	2024 - 2025		2025 - 2026	
	Amount (BDT)	Amount (USD)	Amount (BDT)	Amount (USD)
Malaysia	2129	18		
Netherlands			35037	285
Pakistan			22	0
Philippines			36	0
Poland	10048	83		
Portugal	1725	14	43	0
Singapore	1318	11	3926	32
Spain	1338	11	1740	14
Sri Lanka	11	0	9	0
Sweden			2509	21
Switzerland	5683	47	2327	19
Taiwan: Province Of China	65464	543	43506	355
Thailand	197097	1617	21912	179
Turkey	4952	41	3104	25
United Arab Emirates (UAE)	96	1		
United Kingdom (UK)	84831	701	95796	783
United States of America (USA)	91559	765	129169	1054
Viet Nam	48	0	31	0
158208 Knives & cutting blades	**960080**	**7939**	**1003926**	**8207**
Argentina	488	4	465	4
Australia	201	2	212	2
Austria	6158	51	2453	20
Belgium	1890	16	717	6
Brazil	459	4		
Bulgaria	60	0		
China People'S Republic (P.R)	502957	4155	490853	4013
Czech Republic	41418	340	22468	184
Denmark	2921	24	448	4
Finland	1831	15		
France	11271	94	17151	140
Germany	73562	609	107001	874
Hong Kong: Sar Of China	3217	27	3477	28
Hungary	523	4		
India	87476	724	80572	659
Indonesia	2658	22	713	6
Italy	64293	533	94431	773
Japan	15879	131	22722	186
Korea, Republic Of	9737	81	20717	169
Luxembourg			128	1
Malaysia	442	4	267	2
Netherlands	2120	17	1696	14
Pakistan	5572	47	9	0
Poland	1893	16	1030	8
Portugal			765	6
Romania	44	0	441	4
Serbia			28	0
Singapore	1632	14	1401	11
Slovakia			411	3

(First two digit section, second two digit chapter and last two digit indicate four digit level commodities)

(Amount in thousand)

HS Code - Commodities/Countries		2024 - 2025		2025 - 2026	
		Amount (BDT)	Amount (USD)	Amount (BDT)	Amount (USD)
	Slovenia	1090	9	268	2
	Spain	593	5	3771	31
	Sri Lanka	567	5	73	1
	Sweden	5742	47	6014	49
	Switzerland	14001	117	9486	78
	Taiwan: Province Of China	40485	336	33928	277
	Thailand	2613	21	1204	10
	Tunisia	6	0	68	1
	Turkey	6151	51	17544	144
	United Kingdom (UK)	13311	111	27502	224
	United States of America (USA)	8449	70	14508	118
	Viet Nam	28368	234	18982	155
158209	**Plates, sticks, tips, like tools**	**39933**	**331**	**42533**	**348**
	Belgium	9	0		
	China People'S Republic (P.R)	10904	90	11147	91
	Germany	1048	9	655	5
	India	7573	63	2089	17
	Indonesia	6	0		
	Italy	2938	24	3657	30
	Japan	220	2	2044	17
	Korea, Republic Of	16355	136	20607	169
	Poland			132	1
	Spain	170	1		
	Sweden	55	0		
	Taiwan: Province Of China	357	3		
	Thailand			161	1
	United Arab Emirates (UAE)	296	2		
	United States of America (USA)			2041	17
158210	**Hand-operated mechanical appliances**	**9882**	**81**	**21900**	**179**
	China People'S Republic (P.R)	9721	80	15668	128
	Hong Kong: Sar Of China	161	1		
	India			6167	50
	Italy			57	0
	Korea, Republic Of			3	0
	Taiwan: Province Of China			4	0
	United States of America (USA)			1	0
158211	**Knives with cutting blades**	**154496**	**1271**	**107479**	**879**
	Australia	47	0	24	0
	Austria			671	6
	Brazil	698	6		
	Canada	273	2		
	China People'S Republic (P.R)	132177	1085	99538	814
	Czech Republic			418	3
	Germany	14740	123	83	1
	Hong Kong: Sar Of China	68	1	169	1
	India	812	7	2666	22

Import payments by commodities/countries Table-3.1 (Contd.)
(Four digit level HS code)

(First two digit section, second two digit chapter and last two digit indicate four digit level commodities)

(Amount in thousand)

HS Code - Commodities/Countries		2024 - 2025		2025 - 2026	
		Amount (BDT)	Amount (USD)	Amount (BDT)	Amount (USD)
	Italy	2240	19	73	1
	Japan	85	1	173	1
	Netherlands	3	0	10	0
	Pakistan	132	1		
	Philippines	3	0		
	Saudi Arabia	758	6		
	Singapore			553	5
	Spain	20	0		
	Switzerland	63	1	110	1
	Taiwan: Province Of China	176	1	282	2
	Thailand	1300	11	2106	17
	United Kingdom (UK)	898	7	594	5
	United States of America (USA)			8	0
158212	**Razors and razor blades**	**1025842**	**8445**	**267276**	**2186**
	Australia	5741	48		
	China People'S Republic (P.R)	44279	366	16360	134
	Egypt	6703	55	1372	11
	France	23740	196	26077	213
	Germany	9015	75		
	Greece	32727	272	57509	470
	Hong Kong: Sar Of China			198	2
	India	853059	7013	78735	644
	Italy	215	2		
	Korea, Republic Of	356	3		
	Pakistan	21664	179	56211	459
	Poland	20398	170	149	1
	Romania			198	2
	Thailand			4	0
	United Arab Emirates (UAE)			279	2
	United Kingdom (UK)	4	0		
	United States of America (USA)			18958	155
	Viet Nam	7943	66	11225	92
158213	**Scissors, tailors shears & blades**	**99755**	**825**	**106380**	**870**
	China People'S Republic (P.R)	90699	750	97902	801
	Germany			3175	26
	Hong Kong: Sar Of China	828	7	56	0
	India	207	2	296	2
	Italy	81	1	117	1
	Japan	370	3	479	4
	Korea, Republic Of	4433	37	1378	11
	Malaysia	6	0		
	Pakistan	1278	11	2212	18
	Philippines	3	0		
	Saudi Arabia	1207	10		
	Singapore	0	0		

Import payments by commodities/countries Table-3.1 (Contd.)
(Four digit level HS code)

(First two digit section, second two digit chapter and last two digit indicate four digit level commodities)

(Amount in thousand)

HS Code - Commodities/Countries	2024 - 2025		2025 - 2026	
	Amount (BDT)	Amount (USD)	Amount (BDT)	Amount (USD)
Switzerland	133	1		
Taiwan: Province Of China	509	4	764	6
158214 Other articles of cutlery	**134420**	**1112**	**158312**	**1295**
China People'S Republic (P.R)	126351	1046	149486	1223
Czech Republic	3	0		
Germany	1	0		
Hong Kong: Sar Of China	391	3	442	4
India	7560	62	7720	63
Japan	23	0	42	0
Korea, Republic Of	26	0	22	0
Malaysia	19	0		
Switzerland			70	1
Taiwan: Province Of China			76	1
Thailand	5	0	157	1
Turkey			122	1
United Arab Emirates (UAE)			20	0
United Kingdom (UK)	41	0		
United States of America (USA)			155	1
158215 Spoons, forks, ladles, skimmers etc.	**255769**	**2111**	**306983**	**2511**
Australia	251	2		
Brazil	36	0		
China People'S Republic (P.R)	254274	2099	298570	2442
Hong Kong: Sar Of China			1552	13
India	664	6	3917	32
Italy	1	0		
Japan	7	0	2705	22
Netherlands			8	0
Switzerland	67	1		
Thailand	96	1	85	1
United Arab Emirates (UAE)	152	1		
United Kingdom (UK)			146	1
United States of America (USA)	222	2	1	0
158300 Miscellaneous articles of base metal	**17290296**	**143008**	**17977056**	**147000**
158301 Padlocks & locks, of base metal	**2684279**	**22213**	**2292150**	**18752**
Austria	0	0		
Belgium	158	1	43	0
Brazil	15162	128	114	1
China People'S Republic (P.R)	2199979	18201	1709416	13983
Croatia			20	0
Czech Republic	69	1	82	1
Denmark	24	0		
Finland	15269	127	7218	59
France	433	4		
Germany	6902	58	2470	20
Hong Kong: Sar Of China	9513	79	10117	82

Import payments by commodities/countries Table-3.1 (Contd.)
(Four digit level HS code)

(First two digit section, second two digit chapter and last two digit indicate four digit level commodities)

(Amount in thousand)

HS Code - Commodities/Countries		2024 - 2025		2025 - 2026	
		Amount (BDT)	Amount (USD)	Amount (BDT)	Amount (USD)
	Hungary			170	1
	India	405485	3356	502282	4112
	Indonesia	3291	27	13374	109
	Ireland			12	0
	Italy	1236	10	750	6
	Japan	6148	51	4772	39
	Korea, Republic Of	2306	19	1141	9
	Luxembourg			506	4
	Malaysia	683	6	1620	13
	Netherlands	10	0		
	New Zealand			18	0
	Norway			12032	98
	Poland	48	0		
	Portugal	11	0		
	Singapore	7	0	49	0
	Slovakia	6	0		
	Slovenia	19	0		
	Switzerland	125	1		
	Taiwan: Province Of China	2891	24	5049	41
	Thailand	5435	45	7285	60
	Turkey	101	1	4	0
	United Arab Emirates (UAE)	6060	50	1310	11
	United Kingdom (UK)	261	2	6524	53
	United States of America (USA)	2419	20	5098	42
	Viet Nam	228	2	675	6
158302	**Base metal mountings,fittings & articles etc.**	**3247920**	**26869**	**3249571**	**26574**
	Australia	3	0	167	1
	Austria	1760	15	291	2
	Bahrain			795	6
	Belgium	1044	9	157	1
	Bosnia And Herzegovina	7	0	30	0
	Canada	68	1	424	3
	China People'S Republic (P.R)	2642681	21858	2738098	22392
	Czech Republic	949	8	143	1
	Denmark	51	0	168	1
	France	203	2	6023	49
	Germany	10610	88	11782	96
	Greece	22	0		
	Hong Kong: Sar Of China	25800	214	13400	109
	Hungary	361	3	1246	10
	India	297200	2460	254729	2084
	Indonesia	1480	12	3340	27
	Ireland	109	1	73	1
	Italy	2666	22	4876	40
	Japan	6170	51	7684	63
	Korea, Republic Of	4735	39	5164	42
	Luxembourg			17	0

Import payments by commodities/countries Table-3.1 (Contd.)
(Four digit level HS code)

(First two digit section, second two digit chapter and last two digit indicate four digit level commodities)

(Amount in thousand)

HS Code - Commodities/Countries		2024 - 2025		2025 - 2026	
		Amount (BDT)	Amount (USD)	Amount (BDT)	Amount (USD)
	Malaysia	4550	37	1392	11
	Mexico	32	0		
	Netherlands	55180	460	504	4
	New Zealand			706	6
	Norway	2891	24		
	Pakistan			0	0
	Poland			89	1
	Serbia	29	0		
	Singapore	114	1	619	5
	Slovakia			14	0
	Slovenia	84	1		
	Spain			431	4
	Sri Lanka			11	0
	Sweden	12	0	24	0
	Switzerland	675	5	802	7
	Taiwan: Province Of China	4426	37	8606	70
	Thailand	112249	927	111551	912
	Turkey	38247	315	48203	395
	United Arab Emirates (UAE)	19767	164	4984	41
	United Kingdom (UK)	7246	60	1347	11
	United States of America (USA)	1627	14	13535	110
	Viet Nam	4872	40	8145	66
158303	**Armoured safes, strong boxes, doors etc.**	**84659**	**700**	**82704**	**676**
	China People'S Republic (P.R)	35603	295	31460	257
	Hong Kong: Sar Of China	229	2		
	India	31449	260	40704	333
	Indonesia	3488	29		
	Japan	806	7		
	Korea, Republic Of	4012	33		
	Malaysia	6355	52	8572	70
	Sri Lanka			38	0
	Thailand	2711	22		
	United Arab Emirates (UAE)	3	0	17	0
	United States of America (USA)	2	0	1914	16
158304	**Filing cabinet, card-index etc.**	**7369**	**61**	**9416**	**77**
	China People'S Republic (P.R)	7345	61	9416	77
	Germany	24	0		
158305	**Fittings for loose-leaf binders, letter clips etc.**	**227588**	**1879**	**270736**	**2214**
	Austria	121	1		
	China People'S Republic (P.R)	187934	1552	219474	1795
	Germany	84	1	3	0
	Hong Kong: Sar Of China	701	6	18	0
	India	37350	309	46779	383
	Indonesia	24	0	238	2
	Japan	933	8	1057	9

Import payments by commodities/countries Table-3.1 (Contd.)
(Four digit level HS code)

(First two digit section, second two digit chapter and last two digit indicate four digit level commodities)

(Amount in thousand)

HS Code - Commodities/Countries	2024 - 2025		2025 - 2026	
	Amount (BDT)	Amount (USD)	Amount (BDT)	Amount (USD)
Korea, Republic Of			54	0
Singapore			15	0
United Arab Emirates (UAE)			2754	22
United Kingdom (UK)	303	2	120	1
United States of America (USA)	137	1	220	2
Viet Nam			4	0
158306 Bells, gongs & the like etc.	**178698**	**1477**	**201767**	**1650**
China People'S Republic (P.R)	121138	1001	152855	1251
Germany	1	0	1	0
Hong Kong: Sar Of China	143	1	115	1
India	53721	445	44639	365
Italy	42	0		
Japan	89	1		
Korea, Republic Of	1545	13		
Pakistan			1021	8
Singapore			3	0
Taiwan: Province Of China	1959	16	3133	26
Thailand	3	0		
Turkey	58	0		
158307 Flexible tubing of base metal	**138114**	**1143**	**142597**	**1167**
Austria	22	0		
Belgium	104	1	179	1
Bosnia And Herzegovina	147	1		
Brazil	127	1	285	2
China People'S Republic (P.R)	54007	449	47704	390
Czech Republic			311	3
Denmark	6425	53	30033	246
Finland	33	0	2620	21
Germany	20691	171	10304	84
Hong Kong: Sar Of China	497	4	533	4
India	36038	296	14793	121
Italy	1629	14	11762	96
Japan	754	6	1802	15
Korea, Republic Of	6	0	130	1
Malaysia			145	1
Mexico	11	0		
Netherlands			3899	32
Singapore	203	2	409	3
Slovakia	677	6		
Slovenia			47	0
Spain			226	2
Sweden	878	7		
Taiwan: Province Of China			730	6
Thailand			111	1
Turkey	5046	41	1024	8

Import payments by commodities/countries Table-3.1 (Contd.)
(Four digit level HS code)

(First two digit section, second two digit chapter and last two digit indicate four digit level commodities)

(Amount in thousand)

HS Code - Commodities/Countries	2024 - 2025		2025 - 2026	
	Amount (BDT)	Amount (USD)	Amount (BDT)	Amount (USD)
United Arab Emirates (UAE)	93	1	5	0
United Kingdom (UK)	5664	47	3668	30
United States of America (USA)	5060	42	11184	92
Viet Nam			692	6
158308 Clasps, frames, hooks etc.	**8745083**	**72311**	**9561217**	**78173**
Argentina			47411	390
Belgium	7454	62	4471	36
Canada	8147	67	593	5
Chile	96	1	555	5
China People'S Republic (P.R)	6846666	56604	7663866	62659
Czech Republic	344	3		
France			195	2
Germany	81477	673	33949	277
Ghana	1280	11		
Greece			4948	40
Hong Kong: Sar Of China	308037	2551	285986	2339
Hungary	48	0		
India	351310	2908	350335	2864
Indonesia	7696	63	1507	12
Italy	55287	458	47099	385
Japan	294299	2439	384355	3142
Kazakhstan	19	0		
Korea, Republic Of	213291	1763	179782	1470
Malaysia			1414	12
Mexico	782	7		
Netherlands			832	7
Pakistan	6732	56	226	2
Portugal			63	1
Romania			109	1
Singapore	1030	9		
Spain	796	6	128	1
Sri Lanka	94668	784	116940	956
Switzerland	1886	16		
Taiwan: Province Of China	190167	1571	52259	428
Thailand	31530	260	23021	188
Tunisia	81	1		
Turkey	160411	1326	194271	1588
Ukraine	24	0	2503	21
United Arab Emirates (UAE)			131	1
United States of America (USA)	18153	149	1044	9
Uzbekistan			110	1
Viet Nam	63374	524	163115	1333
158309 Stoppers, caps & lids of base metal	**933413**	**7723**	**976042**	**7978**
Austria			0	0
Belgium	236	2		
Chile			16	0

Import payments by commodities/countries Table-3.1 (Contd.)
(Four digit level HS code)

(First two digit section, second two digit chapter and last two digit indicate four digit level commodities)

(Amount in thousand)

HS Code - Commodities/Countries		2024 - 2025		2025 - 2026	
		Amount (BDT)	Amount (USD)	Amount (BDT)	Amount (USD)
	China People'S Republic (P.R)	515003	4257	591006	4830
	Croatia			7250	59
	Denmark	32895	273	114250	934
	France	3536	29	2023	16
	Germany	80059	663	87389	715
	Hong Kong: Sar Of China	4765	39	5579	46
	India	82663	682	81310	665
	Ireland	41	0		
	Italy	242	2	5124	42
	Japan	6184	51	8759	72
	Korea, Republic Of	127	1	18	0
	Malaysia	635	5		
	Mexico			2616	21
	Netherlands	36838	306	37547	307
	Pakistan	706	6		
	Poland	16685	141	3555	29
	Romania			51	0
	Singapore	17496	144		
	Slovenia	5	0		
	Spain			57	0
	Sri Lanka			314	3
	Taiwan: Province Of China	2973	24	2966	24
	Thailand	131645	1091	22478	184
	Turkey	38	0	3328	27
	United Arab Emirates (UAE)			128	1
	United States of America (USA)	138	1	199	2
	Viet Nam	502	4	78	1
158310	**Sign-plates, name-plates, address-plate etc.**	**332891**	**2748**	**353564**	**2891**
	Canada	743	6		
	Chile	15	0		
	China People'S Republic (P.R)	263928	2180	287216	2348
	Finland	162	1		
	France			1	0
	Germany	7496	62	4376	36
	Hong Kong: Sar Of China	26460	217	9856	81
	India	932	8	812	7
	Italy	3219	27	6658	55
	Japan	473	4	408	3
	Korea, Republic Of	10130	83	3265	27
	Malaysia	4	0	13	0
	Poland	7	0		
	Romania	6	0	6	0
	Singapore	27	0	13	0
	Sweden	12	0		
	Switzerland			28	0
	Thailand	165	1	346	3

Import payments by commodities/countries Table-3.1 (Contd.)
(Four digit level HS code)

(First two digit section, second two digit chapter and last two digit indicate four digit level commodities)

(Amount in thousand)

HS Code - Commodities/Countries		2024 - 2025		2025 - 2026	
		Amount (BDT)	Amount (USD)	Amount (BDT)	Amount (USD)
	Turkey	4631	38	6229	51
	United Arab Emirates (UAE)	3	0	10	0
	United States of America (USA)	1032	8		
	Viet Nam	13445	112	34328	281
158311	**Wire, rods, tubes plates, of base metal**	**710283**	**5883**	**837291**	**6847**
	Austria	553	5		
	Canada	306	3		
	China People'S Republic (P.R)	512571	4244	514812	4210
	Czech Republic			2017	16
	Finland	110	1		
	Germany	2136	18	2346	19
	Hong Kong: Sar Of China	2078	17	768	6
	India	47708	395	99936	817
	Indonesia	1975	16	43	0
	Ireland	2434	20		
	Italy	1034	8	112	1
	Japan	4285	36	26584	217
	Korea, Republic Of	21917	180	20447	167
	Malaysia	10748	89	3620	30
	Netherlands	6931	58	6449	53
	Singapore			1317	11
	Sri Lanka	0	0	2	0
	Sweden	13175	111	400	3
	Switzerland	439	4		
	Taiwan: Province Of China	20079	166	17919	146
	Thailand	13025	108	12072	99
	Turkey	245	2	46	0
	United Kingdom (UK)	201	2	473	4
	United States of America (USA)	29097	242	108689	889
	Viet Nam	19234	159	19239	157
160000	**Machinery & mechanical appliances; electrical equipment;**	**2312798**	**19096**	**1285463**	**10538**
168500	**Electrical machinery and equipment and parts**	**2312798**	**19096**	**1285463**	**10538**
168526	**Radar apts,radio remote,etc apts**	**2312798**	**19096**	**1285463**	**10538**
	Australia	21383	175	14833	121
	China People'S Republic (P.R)	1327	11	654982	5379
	Denmark	8085	69		
	France			76686	629
	Germany	656	5	381563	3126
	Hong Kong: Sar Of China			1319	11
	Hungary	412	3		
	India	5040	41		
	Italy	57997	475		
	Japan	6290	52	2858	23
	Norway			486	4
	Singapore	9778	81		
	South Africa	686718	5723	149364	1218

Import payments by commodities/countries Table-3.1 (Contd.)
(Four digit level HS code)

(First two digit section, second two digit chapter and last two digit indicate four digit level commodities)

(Amount in thousand)

HS Code - Commodities/Countries	2024 - 2025		2025 - 2026	
	Amount (BDT)	Amount (USD)	Amount (BDT)	Amount (USD)
Spain	119219	994	951	8
United Kingdom (UK)			2114	17
United States of America (USA)	1395889	11466	307	3
160000 Machinery and mechanical appliances; electrical equipment; parts thereof; soundrecorders and reproducers, television image and soundrecorders and reproducers; and parts and accessories of such articles	**832166369**	**6889316**	**832295840**	**6805813**
168400 Nuclear reactors, boilers, machinery and mechanical appliances; parts thereof	**536246381**	**4438277**	**530152597**	**4335486**
168401 Nuclear reactors; fuel elements etc.	**62074176**	**513773**	**62171832**	**508849**
Bosnia And Herzegovina			25	0
China People'S Republic (P.R)			765	6
India	443	4		
Korea, Republic Of	50748	415	42	0
Portugal	6350	53		
Russian Federation	62016500	513300	62171000	508842
United States of America (USA)	135	1		
168402 Steam /other vapour generating boilers	**6877340**	**56937**	**4345377**	**35523**
Belgium	72	1		
China People'S Republic (P.R)	3518106	29196	1551484	12689
Denmark	37783	308	108537	884
Ethiopia	27006	221		
Finland	135	1		
Germany	538628	4436	119091	975
India	1373275	11362	1038849	8492
Indonesia	48673	406	99071	810
Italy	122557	1006	54269	443
Japan	193342	1595	122838	1005
Korea, Republic Of	392524	3232	343102	2809
Mexico			11924	98
Netherlands	755	6	5513	45
Norway	560	5		
Poland			57	0
Slovakia			463	4
Switzerland			19	0
Taiwan: Province Of China	3238	27	102	1
Thailand			131597	1076
Turkey	43346	366	368171	3002
United Kingdom (UK)	397540	3280	300173	2455
United States of America (USA)	177933	1475	89593	731
Viet Nam	1868	15	524	4
168403 Central heating boilers	**462888**	**3865**	**92128**	**752**
China People'S Republic (P.R)	416264	3483	15638	128
Germany			44771	365
India	21017	172	1071	9
Japan	13945	113		

Import payments by commodities/countries Table-3.1 (Contd.)
(Four digit level HS code)

(First two digit section, second two digit chapter and last two digit indicate four digit level commodities)

(Amount in thousand)

HS Code - Commodities/Countries	2024 - 2025		2025 - 2026	
	Amount (BDT)	Amount (USD)	Amount (BDT)	Amount (USD)
Korea, Republic Of	10291	85	30649	251
Turkey	1	0		
United States of America (USA)	1369	11		
168404 Auxiliary plant for use with boilers	**2167016**	**17771**	**371123**	**3031**
Canada			16725	136
China People'S Republic (P.R)	139289	1146	251887	2057
Finland			155	1
Germany	1934959	15860	3960	32
India	60737	500	41615	340
Italy	669	6	68	1
Japan	1103	9	3	0
Korea, Republic Of	5669	47	5383	44
Netherlands			12938	106
Portugal	2029	17		
Singapore	5588	46	19732	161
Sri Lanka	2	0		
Thailand	1471	12		
Turkey	13768	114	2441	20
United Arab Emirates (UAE)			54	0
United Kingdom (UK)	1731	14	3576	29
United States of America (USA)			12585	103
168405 Producer gas/water gas generators	**1505486**	**12480**	**427286**	**3496**
Austria			43	0
Belgium	13861	114	16842	138
Canada	0	0		
China People'S Republic (P.R)	476720	3948	175491	1435
Czech Republic	11159	93		
Denmark	49422	412		
Finland	6082	50	5221	43
Germany	26970	221	66627	547
Hong Kong: Sar Of China	1593	13		
Hungary			311	3
India	177786	1489	36690	300
Italy	38337	322	8167	67
Japan	133	1		
Korea, Republic Of	25090	213		
Malaysia	6542	55	2264	19
Mexico	440	4	2097	17
Netherlands			10434	85
Norway	10321	85		
Poland	1581	13		
Portugal	5250	45		
Singapore	4056	34	2403	20
Slovakia	27	0		
Switzerland	120	1		

Import payments by commodities/countries Table-3.1 (Contd.)
(Four digit level HS code)

(First two digit section, second two digit chapter and last two digit indicate four digit level commodities)

(Amount in thousand)

HS Code - Commodities/Countries		2024 - 2025		2025 - 2026	
		Amount (BDT)	Amount (USD)	Amount (BDT)	Amount (USD)
	Taiwan: Province Of China	25	0	3983	33
	Thailand	3415	28	13420	110
	Turkey	17549	146	1645	13
	United Arab Emirates (UAE)	2321	19	149	1
	United Kingdom (UK)	8875	74	2428	20
	United States of America (USA)	617809	5100	79070	646
	Viet Nam	1	0		
168406	**Steam turbines & other vapour turbines**	**1341228**	**11197**	**1334532**	**10901**
	China People'S Republic (P.R)	1092912	9131	572556	4672
	Czech Republic	681	6		
	France			27052	221
	Germany	3591	29	303673	2483
	India	156046	1299	212367	1736
	Italy	70363	585	9773	80
	Japan	3017	25	159841	1306
	Korea, Republic Of	935	8	796	7
	Malaysia	204	2		
	Norway			1406	12
	Poland			61	1
	Sweden			341	3
	Switzerland	6118	51	3108	25
	Taiwan: Province Of China	24	0		
	United States of America (USA)	7336	60	43557	355
168407	**Spark-ignition/rot piston engines**	**10100629**	**83363**	**8870871**	**72564**
	Austria	16702	137		
	Belgium	25764	215		
	China People'S Republic (P.R)	498664	4085	170159	1391
	Czech Republic	2275	19		
	Germany	485	4	739	6
	India	8695458	71766	8110467	66348
	Indonesia	209081	1728	200519	1638
	Japan	208222	1724	297173	2430
	Korea, Republic Of	41465	342	29808	244
	Malaysia	2066	17		
	Norway	178798	1490		
	Singapore	21469	181	130	1
	Switzerland	120908	998		
	Thailand	45	0	2386	20
	Turkey	184	2	2152	18
	United Arab Emirates (UAE)	4008	33	450	4
	United Kingdom (UK)	71417	593		
	United States of America (USA)	3615	30	56886	466
168408	**Compression-ignition piston engin**	**4119693**	**34151**	**4109305**	**33595**
	Belgium	26330	217		
	China People'S Republic (P.R)	3194649	26489	3431310	28055
	France	13246	109	2736	22

Import payments by commodities/countries Table-3.1 (Contd.)
(Four digit level HS code)

(First two digit section, second two digit chapter and last two digit indicate four digit level commodities)

(Amount in thousand)

HS Code - Commodities/Countries	2024 - 2025		2025 - 2026	
	Amount (BDT)	Amount (USD)	Amount (BDT)	Amount (USD)
Germany	71793	598	13398	110
India	18955	156	51381	420
Italy			13021	106
Japan	112578	932	285939	2337
Korea, Republic Of	718	6		
Malaysia	120	1		
Norway			128904	1054
Poland	110	1		
Sweden	370535	3056	45537	372
Switzerland	22	0		
Taiwan: Province Of China	72	1	67	1
Thailand			113902	928
United Arab Emirates (UAE)			21276	175
United Kingdom (UK)	4323	36		
United States of America (USA)	306243	2551	1406	12
Viet Nam			427	3
168409 Parts spark-ignition pistn engin	**7802454**	**64526**	**9098004**	**74393**
Argentina	4	0	993	8
Australia	787	7	10850	89
Austria	51238	426	93105	763
Bahrain			20	0
Belgium	45579	378	29705	243
Bosnia And Herzegovina	5757	47	320	3
Brazil	29525	243	48032	393
Bulgaria	445	4	34	0
Canada	9027	74	84821	696
Central African Republic	73	1		
China People'S Republic (P.R)	2583674	21400	2297685	18781
Croatia	13	0		
Czech Republic	10556	88	45989	376
Denmark	7965	67	14955	123
Finland	45387	372	85380	698
France	73647	603	119463	979
French Polynesia	0	0		
Germany	820958	6774	1576659	12897
Hong Kong: Sar Of China	4868	41	5276	43
Hungary	277	2	2783	23
India	2615245	21583	3151191	25766
Indonesia	8511	70	7876	64
Ireland	1413	12	67	1
Italy	195136	1615	147937	1211
Japan	74019	611	109373	893
Jordan			10	0
Korea, Republic Of	21224	179	33892	278
Macao: Sar Of China			3	0
Malaysia	2078	17	7356	60
Mexico	77750	647	7860	64

Import payments by commodities/countries Table-3.1 (Contd.)
(Four digit level HS code)

(First two digit section, second two digit chapter and last two digit indicate four digit level commodities)

(Amount in thousand)

HS Code - Commodities/Countries	2024 - 2025		2025 - 2026	
	Amount (BDT)	Amount (USD)	Amount (BDT)	Amount (USD)
Netherlands	4345	36	94821	779
New Zealand	127	1		
Norway	40346	331	76915	627
Pakistan	2245	19	6426	53
Poland	77256	643	17229	141
Portugal	133	1	106	1
Romania	5736	48	73	1
Russian Federation	4432	37	62830	514
Saudi Arabia	51	0		
Serbia			13	0
Singapore	33985	280	29589	241
Slovakia	2068	17	4003	33
Slovenia	46	0	1469	12
South Africa	28	0		
Spain	16332	136	7606	62
Sweden	5099	42	32350	265
Switzerland	26977	223	49013	400
Taiwan: Province Of China	17793	147	34713	284
Thailand	15023	124	5636	46
Tunisia			0	0
Turkey	5454	45	18126	149
Ukraine	65485	545	3806	31
United Arab Emirates (UAE)	19107	158	199762	1629
United Kingdom (UK)	88200	729	38605	316
United States of America (USA)	686922	5700	532492	4353
Viet Nam	108	1	786	6
168410 Hydraulic turbines, water wheels	**11226**	**93**	**157267**	**1287**
China People'S Republic (P.R)	6274	51	25	0
Germany	228	2	54677	445
India			91745	752
Italy	4654	39		
Japan			35	0
Korea, Republic Of			376	3
Singapore	2	0		
Taiwan: Province Of China	0	0		
United States of America (USA)	67	1	10408	85
168411 Turbo-jet turbo-propellers etc.	**9493601**	**79028**	**3022210**	**24676**
China People'S Republic (P.R)	319835	2694	102689	838
Czech Republic			111722	914
Denmark			380	3
Finland			115860	947
France	261498	2138	347261	2843
Germany	5106324	42508	832369	6792
Hungary	110781	908	233898	1907
India	80513	663	91179	745
Indonesia	188478	1571		
Italy			436159	3557

Import payments by commodities/countries Table-3.1 (Contd.)
(Four digit level HS code)

(First two digit section, second two digit chapter and last two digit indicate four digit level commodities)

(Amount in thousand)

HS Code - Commodities/Countries		2024 - 2025		2025 - 2026	
		Amount (BDT)	Amount (USD)	Amount (BDT)	Amount (USD)
	Japan	910974	7569	49822	406
	Korea, Republic Of			374	3
	Malaysia	51	0		
	Mexico	396	3		
	Netherlands	103788	851	14796	121
	Slovenia	1034	8	23191	189
	Spain	430	4		
	Sri Lanka			1053	9
	Switzerland	166570	1382	24040	197
	United Arab Emirates (UAE)	7200	60		
	United Kingdom (UK)	112406	923	303885	2485
	United States of America (USA)	2123322	17747	333531	2719
168412	**Other engines and motors**	**586925**	**4848**	**837810**	**6849**
	Australia	288	2		
	Austria	3861	32	5702	47
	Belgium	3435	29	5246	43
	Brazil	172	1		
	Bulgaria	178	1	251	2
	Canada	322	3	45606	373
	Chile			609	5
	China People'S Republic (P.R)	165039	1360	202705	1657
	Czech Republic	1961	16	5110	42
	Denmark	67	1	2065	17
	Finland	2304	19	2666	22
	France	503	4	5947	49
	Germany	99997	829	209882	1716
	Greece			144	1
	Hong Kong: Sar Of China	185	2	1194	10
	Hungary	1696	14	524	4
	India	108050	891	119352	976
	Ireland			629	5
	Italy	21997	182	43436	355
	Japan	35387	291	32305	264
	Korea, Republic Of	4496	37	40212	328
	Latvia	16	0		
	Malaysia	129	1	861	7
	Netherlands	2198	18	1138	9
	New Zealand	7157	58	4917	40
	Norway	1005	8	653	5
	Poland	2168	18	3875	32
	Portugal	47	0		
	Romania	1947	16	35	0
	Serbia	17	0	1126	9
	Singapore	2066	17	3333	27
	Slovakia			328	3
	Slovenia	567	5		
	Spain	27907	232	6663	54
	Sweden	27460	229	4213	35

Import payments by commodities/countries Table-3.1 (Contd.)
(Four digit level HS code)

(First two digit section, second two digit chapter and last two digit indicate four digit level commodities)

(Amount in thousand)

HS Code - Commodities/Countries	2024 - 2025		2025 - 2026	
	Amount (BDT)	Amount (USD)	Amount (BDT)	Amount (USD)
Switzerland	9514	78	12512	102
Taiwan: Province Of China	7620	63	27921	228
Thailand	3116	26	203	2
Turkey	7256	60	3742	31
United Arab Emirates (UAE)	1037	9	402	3
United Kingdom (UK)	5406	45	17731	145
United States of America (USA)	28857	238	24574	201
Viet Nam	1497	13		
168413 Pumps for liquids	**21544136**	**178323**	**20464655**	**167318**
Australia	4395	37	6234	51
Austria	9495	78	5907	48
Belarussia	56	0		
Belgium	11432	94	1756	14
Brazil	1677	14	572	5
Bulgaria	93	1		
Canada	34657	287	17000	139
China People'S Republic (P.R)	16092952	133135	14965929	122333
Cote D'Ivoire			18	0
Czech Republic	461757	3832	171011	1402
Denmark	158850	1314	114596	938
Estonia	412	3		
Finland	7588	62	12616	103
France	34361	285	77053	631
Germany	761861	6347	942004	7710
Greece	338	3	265	2
Hong Kong: Sar Of China	11806	97	5208	43
Hungary	118360	984	28038	229
India	1420356	11770	1890986	15463
Indonesia	26706	220	3286	27
Int. Bodies (Eu)			1197	10
Ireland	39923	328	37153	304
Italy	534404	4416	514005	4203
Japan	188090	1559	271541	2218
Jordan			3	0
Korea, Republic Of	56820	469	34308	280
Macao: Sar Of China	0	0		
Malaysia	16002	133	43200	354
Malta	922	8	548	4
Mexico	47742	389	20670	169
Morocco	1196	10		
Netherlands	30102	251	9962	81
New Zealand			2260	18
Norway	23967	200	2464	20
Pakistan	5198	43	6205	51
Poland	25581	210	8393	69
Portugal	309	3		
Romania	300	3	81	1
Russian Federation			86	1

Import payments by commodities/countries Table-3.1 (Contd.)
(Four digit level HS code)

(First two digit section, second two digit chapter and last two digit indicate four digit level commodities)

(Amount in thousand)

HS Code - Commodities/Countries	2024 - 2025		2025 - 2026	
	Amount (BDT)	Amount (USD)	Amount (BDT)	Amount (USD)
Serbia			88	1
Singapore	90787	752	95913	785
Slovakia	54	0	699	6
South Africa			117	1
Spain	69723	577	38295	314
Sweden	20018	166	35520	291
Switzerland	7903	65	20898	171
Taiwan: Province Of China	40503	335	31291	256
Tajikistan			34	0
Thailand	12462	103	10122	83
Tunisia	21	0		
Turkey	65877	542	90932	744
United Arab Emirates (UAE)	598334	4955	520798	4261
United Kingdom (UK)	119378	989	85630	700
United States of America (USA)	387592	3223	338517	2775
Viet Nam	3781	32	1246	10
168414 Air/vacum pumps, gas compressors & fans	**20997983**	**173479**	**19561130**	**159888**
Australia	159	1	6	0
Austria	7512	62	2620	21
Belgium	764563	6332	941534	7700
Bosnia And Herzegovina			576	5
Brazil	8	0	1510	12
Bulgaria			3238	26
Canada	18	0	1144	9
Chile	900	8	189	2
China People'S Republic (P.R)	14784751	122112	13393482	109456
Czech Republic	31765	262	55983	458
Denmark	21471	179	14955	123
Finland	12637	103	2705	22
France	108864	898	86714	712
Germany	639760	5289	781424	6387
Greece	1	0	9197	75
Hong Kong: Sar Of China	112792	948	286927	2341
Hungary	3206	27	4842	40
India	798120	6595	722803	5911
Indonesia	178685	1478	157920	1292
Ireland	29292	246	784	6
Italy	269600	2229	300426	2456
Japan	578217	4791	212125	1737
Korea, Republic Of	103869	860	63036	516
Latvia			607	5
Lithuania	246	2		
Luxembourg			237	2
Malaysia	97939	809	117115	958
Mexico	8671	72	13276	109
Morocco	169	1	1052	9
Netherlands	3479	29	41413	338
New Zealand			159	1
Norway	2682	22	3400	28

Import payments by commodities/countries Table-3.1 (Contd.)
(Four digit level HS code)

(First two digit section, second two digit chapter and last two digit indicate four digit level commodities)

(Amount in thousand)

HS Code - Commodities/Countries	2024 - 2025		2025 - 2026	
	Amount (BDT)	Amount (USD)	Amount (BDT)	Amount (USD)
Pakistan	98986	818	105334	861
Philippines	13792	115	1499	12
Poland	6752	56	1984	16
Portugal	610	5	9184	75
Romania	1992	16	2427	20
Russian Federation	12	0		
Senegal			20640	170
Singapore	127445	1048	51875	423
Slovakia	5514	46	2867	23
Slovenia	3349	28	22133	181
South Africa	812	7	1850	15
Spain	5291	44	4472	37
Sri Lanka			77	1
Sweden	5318	44	24022	196
Switzerland	394424	3260	179948	1472
Taiwan: Province Of China	110945	918	107559	880
Thailand	594005	4902	476266	3893
Tunisia	2322	19	757	6
Turkey	162339	1344	148385	1212
Ukraine	8320	70	10171	83
United Arab Emirates (UAE)	64106	531	24141	197
United Kingdom (UK)	134235	1112	244932	2005
United States of America (USA)	673806	5544	886454	7250
Viet Nam	24233	198	12752	104
168415 Air conditioning machines	**10288490**	**85118**	**12715205**	**103949**
Australia	6077	51	83169	680
Austria			1222	10
Belgium	16	0	74	1
China People'S Republic (P.R)	5502046	45510	8214361	67142
Czech Republic	4462	37	3347	27
Denmark	13206	108	234	2
France	56865	476	85348	698
Germany	120204	1003	111920	915
Greece			505	4
Hong Kong: Sar Of China	35342	291	190541	1555
India	1186003	9805	542669	4440
Indonesia	64532	544	67598	552
Ireland			18	0
Italy	188509	1553	117512	961
Japan	70147	581	52597	431
Korea, Republic Of	596891	4925	591474	4840
Malaysia	1358189	11250	1310466	10714
Malta			306	2
Mexico	21178	176	6368	52
Netherlands	80151	675	40343	330
Poland	5883	49	2558	21
Romania	96	1		
Saudi Arabia			13298	109
Singapore	80865	676	472377	3860

Import payments by commodities/countries Table-3.1 (Contd.)
(Four digit level HS code)

(First two digit section, second two digit chapter and last two digit indicate four digit level commodities)

(Amount in thousand)

HS Code - Commodities/Countries		2024 - 2025		2025 - 2026	
		Amount (BDT)	Amount (USD)	Amount (BDT)	Amount (USD)
	Slovakia	10233	84		
	Sweden	7413	62	22164	181
	Switzerland	55818	457	98802	808
	Taiwan: Province Of China	22467	187	16987	139
	Thailand	378836	3135	422176	3459
	Turkey	1677	14	552	5
	United Arab Emirates (UAE)	7158	60	43517	356
	United Kingdom (UK)	14470	120		
	United States of America (USA)	391082	3214	199709	1632
	Viet Nam	8675	72	2993	24
168416	**Furnace burners for liquid fuel,etc.**	**356416**	**2930**	**177873**	**1456**
	Belgium	1790	15		
	Canada	1935	16	307	3
	China People'S Republic (P.R)	37511	312	38856	318
	Denmark	2682	22	838	7
	Finland			699	6
	France	867	7		
	Germany	10265	85	4823	39
	Hong Kong: Sar Of China	118	1		
	Hungary	15	0		
	India	36818	301	18405	151
	Italy	67495	557	23869	195
	Japan	16	0	2893	24
	Korea, Republic Of	2841	23	1701	14
	Luxembourg			65687	539
	Netherlands			137	1
	Portugal	2526	21		
	Singapore	9035	74		
	Sweden	14779	121	350	3
	Taiwan: Province Of China			742	6
	Turkey	6361	52	3223	26
	United Kingdom (UK)	8312	68	12076	99
	United States of America (USA)	153050	1255	316	3
	Viet Nam			2950	24
168417	**Industrial/lab furmaces & oven etc.**	**1655072**	**13675**	**1251269**	**10225**
	Austria			152	1
	Canada			146	1
	China People'S Republic (P.R)	796349	6581	730522	5973
	Czech Republic	10191	84		
	Denmark			136740	1115
	Germany	10886	90	9179	75
	Hong Kong: Sar Of China			1516	12
	India	529565	4364	17190	140
	Italy	12834	107	103483	847
	Japan	215950	1797	188632	1538
	Korea, Republic Of			650	5

Import payments by commodities/countries Table-3.1 (Contd.)
(Four digit level HS code)

(First two digit section, second two digit chapter and last two digit indicate four digit level commodities)

(Amount in thousand)

HS Code - Commodities/Countries		2024 - 2025		2025 - 2026	
		Amount (BDT)	Amount (USD)	Amount (BDT)	Amount (USD)
	New Zealand			49	0
	Pakistan	304	2	745	6
	Singapore	120	1		
	Spain	9702	81		
	Sweden	49	0		
	Switzerland	325	3	391	3
	Taiwan: Province Of China	31416	259	35343	289
	Thailand	8815	72		
	Turkey			13242	108
	United Kingdom (UK)			842	7
	United States of America (USA)	28565	234	12448	102
168418	**Refrigerators,freezers & othr**	**6458696**	**53403**	**7525821**	**61493**
	Australia			19718	162
	Austria	727	6	707	6
	Belgium	1502	12	5723	47
	Bulgaria	186	2		
	Cambodia			1532	12
	Canada			646	5
	China People'S Republic (P.R)	3606519	29836	4667933	38137
	Czech Republic	11664	96	1732	14
	Denmark	112417	937	162884	1332
	Finland			113	1
	France	111114	921	440	4
	Germany	44723	369	65656	537
	Hong Kong: Sar Of China	1901	16	6805	56
	India	483695	4000	477513	3905
	Indonesia	6424	53	7606	62
	Ireland	17528	146		
	Italy	199443	1640	210423	1717
	Japan	190785	1578	31443	257
	Korea, Republic Of	11998	100	20141	165
	Malaysia	241200	2004	334234	2733
	Malta			163	1
	Mexico			13769	113
	Netherlands			8983	73
	Pakistan			164	1
	Poland	29370	244	26645	218
	Portugal			864	7
	Romania	22	0		
	Russian Federation	146	1		
	Saudi Arabia			6515	54
	Serbia	33280	275		
	Singapore	23464	192	286725	2338
	Slovakia	10062	82		
	Spain	1601	13	4518	37

Import payments by commodities/countries Table-3.1 (Contd.)
(Four digit level HS code)

(First two digit section, second two digit chapter and last two digit indicate four digit level commodities)

(Amount in thousand)

HS Code - Commodities/Countries	2024 - 2025		2025 - 2026	
	Amount (BDT)	Amount (USD)	Amount (BDT)	Amount (USD)
Sweden	155	1	85	1
Switzerland	2128	17	771	6
Taiwan: Province Of China	13543	113	247	2
Thailand	1017865	8401	758186	6196
Turkey	185862	1533	329758	2696
United Arab Emirates (UAE)	404	3		
United Kingdom (UK)	1668	14	1805	15
United States of America (USA)	22800	188	20788	170
Viet Nam	74501	611	50586	414
168419 Machinery, plant/ lab equipments etc.	**11078754**	**91809**	**8414213**	**68856**
Argentina	4303	35	1890	15
Australia	1198	10	67	1
Austria	1919	16	103959	854
Belgium	253975	2118	28554	234
Brazil	35	0	82	1
Canada	1544	13	1234	10
Chile	468	4		
China People'S Republic (P.R)	3760364	31211	4200016	34391
Croatia			960	8
Czech Republic	130357	1077	126005	1032
Denmark	1846	15	8404	69
Finland			5444	45
France	106032	884	98649	807
Germany	577410	4794	313942	2566
Greece	161	1	2522	21
Hong Kong: Sar Of China	3131	26	15925	131
Hungary	14139	117	306	3
India	1782679	14803	923642	7550
Indonesia	3946	33	16709	137
Int. Bodies (Eu)	3302	28		
Italy	1042782	8686	737014	6024
Japan	184996	1548	77365	634
Korea, Republic Of	415842	3444	107914	883
Latvia	1121	9		
Lithuania	631	5	17462	143
Luxembourg			39	0
Malaysia	189273	1586	84773	693
Mexico			3036	25
Netherlands	31229	261	23352	192
Norway	415	3	300	2
Pakistan			2508	21
Philippines	1194	10	150	1
Poland	2183	18	10578	87
Portugal	101731	836	31705	259
Romania	8360	70	7791	64
Singapore	97268	813	137906	1131
Slovakia	2441	20	1988	16
Slovenia	355	3	16198	133
Spain	87367	729	50152	409

Import payments by commodities/countries Table-3.1 (Contd.)
(Four digit level HS code)

(First two digit section, second two digit chapter and last two digit indicate four digit level commodities)

(Amount in thousand)

HS Code - Commodities/Countries		2024 - 2025		2025 - 2026	
		Amount (BDT)	Amount (USD)	Amount (BDT)	Amount (USD)
	Sri Lanka	150	1		
	Sweden	35804	299	8761	72
	Switzerland	1389299	11356	771733	6311
	Taiwan: Province Of China	53296	443	128727	1055
	Tajikistan	153	1		
	Thailand	14127	117	18152	148
	Tunisia	732	6		
	Turkey	278408	2300	91697	750
	Ukraine			38999	318
	United Arab Emirates (UAE)	4248	35	3123	25
	United Kingdom (UK)	174242	1445	57020	465
	United States of America (USA)	310353	2548	134507	1099
	Uruguay	920	8		
	Viet Nam	3027	25	2953	24
168420	**Calendering/other roling machines**	**428440**	**3563**	**623141**	**5089**
	Austria	8273	68		
	Belgium	3122	26	89	1
	Canada			227	2
	China People'S Republic (P.R)	123863	1024	101299	829
	Czech Republic			702	6
	Finland			1479	12
	France	119	1	58	0
	Germany	10623	88	80010	654
	Hong Kong: Sar Of China	1776	15	892	7
	Hungary	887	7		
	India	26612	223	26917	220
	Italy	39723	331	41822	342
	Japan	1435	12	16458	135
	Korea, Republic Of	16705	138	35602	291
	Luxembourg			77	1
	Norway	1529	13		
	Pakistan	30661	255	35193	288
	Poland	660	6	4	0
	Romania	13	0		
	Singapore	36	0		
	Spain			807	7
	Sweden			661	5
	Switzerland	136429	1143	38306	313
	Taiwan: Province Of China	3634	30	227599	1854
	Thailand	9892	82		
	Turkey	10482	87	9915	81
	United Arab Emirates (UAE)			365	3
	United Kingdom (UK)	1832	15	297	2
	United States of America (USA)	137	1	4362	36
168421	**Centrifuges, filtering machinery rtc.**	**16497625**	**136498**	**16375673**	**133899**
	Afghanistan			9	0

Import payments by commodities/countries Table-3.1 (Contd.)
(Four digit level HS code)

(First two digit section, second two digit chapter and last two digit indicate four digit level commodities)

(Amount in thousand)

HS Code - Commodities/Countries	2024 - 2025		2025 - 2026	
	Amount (BDT)	Amount (USD)	Amount (BDT)	Amount (USD)
Argentina	15814	131	8342	68
Australia	39891	330	2360	19
Austria	24191	201	14032	115
Bahrain			447	4
Belgium	117585	977	95785	783
Bosnia And Herzegovina	12822	106	7460	61
Brazil	1520	12	218	2
Bulgaria	572	5	10	0
Canada	20547	169	2651	22
Chile	3	0	102	1
China People'S Republic (P.R)	4526594	37565	6154405	50329
Croatia			81	1
Czech Republic	17787	147	24833	203
Denmark	16565	136	13225	108
Estonia	2152	18	261	2
Finland	6343	52	44375	363
France	77711	644	248395	2029
Germany	1410292	11723	1401572	11467
Greece			2000	16
Hong Kong: Sar Of China	6343	52	2812	23
Hungary	980	8	103347	846
India	4231650	34953	4355605	35624
Indonesia	57486	475	123580	1011
Ireland	9236	76	21064	172
Italy	1983861	16397	1507868	12309
Japan	126391	1047	185070	1512
Jordan			281	2
Korea, Republic Of	333419	2789	56441	461
Latvia	444	4		
Lithuania	174	1	254	2
Luxembourg			2626	22
Malaysia	239493	1980	191227	1563
Malta	164	1		
Mexico	5264	44	6702	55
Morocco	351	3	273	2
Netherlands	202983	1683	263266	2148
Norway	2710	23	7712	63
Pakistan	44	0	3520	29
Philippines	395	3	192	2
Poland	10758	88	33454	274
Portugal	1115822	9124	297991	2441
Puerto Rico			402	3
Romania	387	3	3428	28
Russian Federation			550	5
Saudi Arabia	103	1		
Serbia			48	0
Singapore	157001	1291	55393	453
Slovakia	41069	338	42251	345
Slovenia	7026	58	9698	79

Import payments by commodities/countries Table-3.1 (Contd.)
(Four digit level HS code)

(First two digit section, second two digit chapter and last two digit indicate four digit level commodities)

(Amount in thousand)

HS Code - Commodities/Countries	2024 - 2025		2025 - 2026	
	Amount (BDT)	Amount (USD)	Amount (BDT)	Amount (USD)
South Africa	224	2		
Spain	21046	173	11196	91
Sweden	171835	1426	14195	116
Switzerland	40365	333	21830	178
Taiwan: Province Of China	70537	583	81661	669
Thailand	65467	540	105103	858
Tunisia	5958	49	3626	30
Turkey	464183	3837	146480	1199
United Arab Emirates (UAE)	24725	205	8892	73
United Kingdom (UK)	228094	1881	278483	2275
United States of America (USA)	472839	3917	315559	2582
Viet Nam	108412	893	93028	761
168422 Dish washing machines, etc.	**19001183**	**157123**	**17470955**	**142839**
Argentina			12265	101
Australia	512	4		
Austria	908	8	3733	31
Belgium	200683	1674	170773	1396
Bosnia And Herzegovina	4667	40		
Bulgaria	878	7	268	2
Cambodia			8220	67
Chile			102	1
China People'S Republic (P.R)	6305648	52211	6030861	49315
Croatia			92	1
Czech Republic	26326	216	5055	41
Denmark	250662	2072	570323	4672
Finland	17632	145	16377	134
France	53122	443	57436	470
Germany	4009758	33068	3233367	26442
Greece	1	0		
Hong Kong: Sar Of China	3039	25	7611	62
Hungary	1113	9	66	1
India	1507551	12497	1233547	10087
Indonesia	4620	39	5601	46
Ireland	12353	103	76	1
Italy	2426565	20127	2140216	17462
Japan	370332	3071	332966	2723
Korea, Republic Of	1211365	9995	1350229	11047
Latvia	325	3		
Lithuania	28340	236		
Malaysia	72872	602	16657	136
Morocco			59	0
Netherlands	72368	601	80976	662
Norway	180988	1496	85183	695
Pakistan	27931	230	5236	43
Philippines	61701	514	29729	244
Poland	62	1	884	7
Portugal	8	0		
Romania	31	0		

Import payments by commodities/countries Table-3.1 (Contd.)
(Four digit level HS code)

(First two digit section, second two digit chapter and last two digit indicate four digit level commodities)

(Amount in thousand)

HS Code - Commodities/Countries	2024 - 2025		2025 - 2026	
	Amount (BDT)	Amount (USD)	Amount (BDT)	Amount (USD)
San Marino	3410	28	46805	383
Singapore	19767	162	254580	2085
Slovakia	2	0	1829	15
Spain	48356	401	81258	667
Sri Lanka	125406	1029	10358	85
Sweden	85645	705	130297	1065
Switzerland	780823	6408	366529	2994
Taiwan: Province Of China	278980	2316	289706	2368
Thailand	59095	487	324348	2650
Turkey	257222	2132	287420	2350
United Arab Emirates (UAE)	38500	325	155800	1277
United Kingdom (UK)	141	1	14561	119
United States of America (USA)	450243	3684	83417	683
Viet Nam	1231	10	26142	214
168423 Weighing machinery, etc.	**1449283**	**11994**	**1553705**	**12703**
Belgium	799	7		
China People'S Republic (P.R)	998380	8263	1165332	9530
France	3535	29		
Germany	89008	737	62889	514
Hong Kong: Sar Of China	82	1	9208	75
India	121176	1003	137391	1124
Ireland	94	1		
Italy	2722	22	10605	87
Japan	73571	603	101243	826
Korea, Republic Of	19447	161	21982	180
Malaysia	64982	542	4223	35
Philippines	6	0	420	3
Poland	17996	149	4771	39
Romania			389	3
Singapore	175	1	6388	52
Spain			1562	13
Sri Lanka	519	4		
Switzerland	35693	297	12667	104
Taiwan: Province Of China	12272	102	3246	27
Turkey	1369	11	434	4
United Arab Emirates (UAE)	1125	9	528	4
United Kingdom (UK)	1570	13	2276	19
United States of America (USA)	3909	33	7557	62
Viet Nam	855	7	593	5
168424 Mechanical appliances & the like	**3198430**	**26504**	**4032547**	**32962**
Australia			42	0
Austria	135	1	402	3
Belgium	81	1		
Brazil			962	8
Canada	6566	54	484	4
China People'S Republic (P.R)	1378103	11410	1928192	15747
Cyprus			63	1
Czech Republic			53	0
Denmark	3210	26	587	5

Import payments by commodities/countries Table-3.1 (Contd.)
(Four digit level HS code)

(First two digit section, second two digit chapter and last two digit indicate four digit level commodities)

(Amount in thousand)

HS Code - Commodities/Countries	2024 - 2025		2025 - 2026	
	Amount (BDT)	Amount (USD)	Amount (BDT)	Amount (USD)
France	59874	498	70155	574
Germany	94777	788	89989	737
Hong Kong: Sar Of China	5733	47	10	0
Hungary	1475	12	5115	42
India	187342	1557	286211	2340
Indonesia	226	2	60	0
Italy	61036	509	77862	637
Japan	68886	564	195763	1601
Korea, Republic Of	22522	188	33379	274
Lithuania	83	1		
Luxembourg	2748	23		
Malaysia	33800	279	20134	165
Mexico			16	0
Netherlands	120	1	42	0
Pakistan	85	1		
Romania	105	1	205	2
Singapore	65051	534	20416	167
Spain	3070	26	7503	61
Sweden	45005	375	600	5
Switzerland	1282	11	1779	15
Taiwan: Province Of China	27538	227	12579	103
Thailand	5068	42	16529	135
Turkey	19640	161	29826	244
United Arab Emirates (UAE)	375432	3130	255627	2094
United Kingdom (UK)	487956	4047	733303	5998
United States of America (USA)	240763	1985	243866	1993
Viet Nam	719	6	789	6
168424 Steam or sand blasting machines and similar projecting machines	**1088002**	**9010**	**944564**	**7731**
Austria	19880	162		
Brazil	17903	149	16408	134
China People'S Republic (P.R)	996056	8249	906414	7419
Germany	16238	138	19326	158
India	14345	118	2044	17
Italy	15615	128	277	2
Japan	11	0	0	0
Korea, Republic Of	788	6		
Malaysia	2704	23		
Spain			95	1
Thailand	4462	37		
168425 Pulley tackle & hoists etc.	**834508**	**6906**	**547447**	**4478**
Australia	273	2		
Austria			412	3
Canada	142	1		
China People'S Republic (P.R)	328701	2716	432443	3538
Croatia	1620	14		
Czech Republic	139	1	23	0
Denmark	9976	82		

Import payments by commodities/countries Table-3.1 (Contd.)
(Four digit level HS code)

(First two digit section, second two digit chapter and last two digit indicate four digit level commodities)

(Amount in thousand)

HS Code - Commodities/Countries		2024 - 2025		2025 - 2026	
		Amount (BDT)	Amount (USD)	Amount (BDT)	Amount (USD)
	Finland	5968	49		
	France	325	3	1627	13
	Germany	46314	386	322	3
	Hong Kong: Sar Of China	38	0	24	0
	Hungary			73	1
	India	35172	291	36379	298
	Indonesia	566	5	170	1
	Italy	29957	248	33254	271
	Japan	1293	11	12685	103
	Korea, Republic Of	5392	45	1481	12
	Malaysia	69	1		
	Netherlands	16838	138		
	Pakistan	41	0		
	Romania	86210	718		
	Slovakia	125	1		
	Spain	104735	866	2285	19
	Sweden			985	8
	Taiwan: Province Of China	418	3	340	3
	Turkey	316	3	18632	152
	United Arab Emirates (UAE)	139989	1156		
	United Kingdom (UK)	289	2		
	United States of America (USA)	19600	163	6313	52
168426	**Ships' derricks; cranes etc.**	**5597135**	**46515**	**7600574**	**62166**
	Austria			108022	880
	Belgium	421333	3498		
	China People'S Republic (P.R)	3195665	26606	6584646	53873
	Finland	11974	100	363250	2959
	Germany	155818	1293		
	Hong Kong: Sar Of China	45960	380	84306	689
	India	197917	1633	224209	1835
	Italy	607596	5047	13363	109
	Japan	267223	2210	63769	521
	Korea, Republic Of	8188	67	6061	50
	Malaysia	11682	96		
	Netherlands	191134	1581	11521	94
	Singapore			22892	187
	Spain			11472	94
	Taiwan: Province Of China	10298	84		
	Turkey	72701	604	89204	729
	Ukraine	202754	1697	16405	134
	United Arab Emirates (UAE)	166320	1364		
	United States of America (USA)	30572	254	1453	12
168427	**Fork-lift truks;**	**2664534**	**22029**	**3238224**	**26484**
	Australia	24	0	43	0
	Chile			4759	39
	China People'S Republic (P.R)	1694106	14006	2561535	20948

Import payments by commodities/countries Table-3.1 (Contd.)
(Four digit level HS code)

(First two digit section, second two digit chapter and last two digit indicate four digit level commodities)

(Amount in thousand)

HS Code - Commodities/Countries		2024 - 2025		2025 - 2026	
		Amount (BDT)	Amount (USD)	Amount (BDT)	Amount (USD)
	Denmark			357	3
	Finland	10972	90		
	France	41538	346		
	Germany	90111	744	86324	705
	Hong Kong: Sar Of China	606	5	217	2
	India	5998	50	3811	31
	Ireland	162900	1365	108813	890
	Italy	42811	351	9077	74
	Japan	346313	2850	244752	2003
	Korea, Republic Of	4726	39	40385	330
	Poland	1715	14		
	Singapore	17732	145	3545	29
	Slovakia	798	7		
	Sweden	175843	1450	136747	1119
	Taiwan: Province Of China	11177	92	30597	251
	Thailand	14465	120	2673	22
	Turkey	2334	19	1707	14
	United Arab Emirates (UAE)	5931	49	7	0
	United Kingdom (UK)	8641	71	1121	9
	United States of America (USA)	25792	215	1753	14
168428	**Other Lifting, handling, etc.machinery**	**12931212**	**107067**	**9769778**	**79899**
	Australia	7985	67		
	Austria	1228	10		
	Belgium	402716	3356		
	Canada	4347	37		
	Chile			1826	15
	China People'S Republic (P.R)	8467017	70093	6981192	57089
	Czech Republic	32057	263	16699	137
	Denmark			1347	11
	Finland	248591	2042	435199	3561
	France	222138	1822	34637	283
	Germany	202850	1668	92712	759
	Greece	61525	506	115261	943
	Hong Kong: Sar Of China	5858	49	1060	9
	India	384754	3190	285023	2330
	Indonesia			1167	10
	Italy	75286	624	310900	2544
	Japan	50270	413	22353	183
	Korea, Republic Of	1077486	8938	638631	5220
	Malaysia	8683	73	8600	71
	Netherlands	108327	903		
	Pakistan	2554	21		
	Philippines	8019	65		
	Poland			10844	88
	Romania			659	5
	Singapore	80642	669	28763	235

Import payments by commodities/countries Table-3.1 (Contd.)
(Four digit level HS code)

(First two digit section, second two digit chapter and last two digit indicate four digit level commodities)

(Amount in thousand)

HS Code - Commodities/Countries		2024 - 2025		2025 - 2026	
		Amount (BDT)	Amount (USD)	Amount (BDT)	Amount (USD)
	Slovakia	60591	502	77432	632
	Slovenia	2020	17		
	South Africa	103005	868	10626	87
	Spain	143694	1182	89840	736
	Sri Lanka			987	8
	Sweden	65	1	1088	9
	Switzerland	328151	2720	93552	766
	Taiwan: Province Of China	31647	261	25471	208
	Thailand	274829	2276	311729	2551
	Turkey	215250	1768	21289	175
	United Arab Emirates (UAE)			7226	59
	United Kingdom (UK)	98205	827		
	United States of America (USA)	218623	1812	109729	900
	Viet Nam	2799	23	33935	277
168429	**Self-propelled bulldozers, angle dozers etc.**	**4041105**	**33490**	**6260592**	**51204**
	Brazil	134965	1142	138714	1139
	China People'S Republic (P.R)	1301557	10784	2507078	20508
	Czech Republic			41807	343
	Finland	81017	659	12458	102
	Germany	133794	1124	5697	47
	India	219944	1835	269988	2203
	Indonesia	167621	1375	28521	234
	Italy	20756	175	9860	81
	Japan	1434107	11882	2805501	22943
	Korea, Republic Of	29027	244	2569	21
	Malaysia	47431	389		
	Netherlands	29531	246		
	Sweden	39501	323	50053	409
	Taiwan: Province Of China	2327	19	17847	146
	Thailand	120993	996	61244	501
	Turkey	80613	669	81895	670
	United Kingdom (UK)	25385	212		
	United States of America (USA)	172535	1416	227359	1858
168430	**Other moving, grading, levelng etc. mach.**	**1642015**	**13612**	**1015199**	**8302**
	Austria	486	4		
	Belgium			15599	128
	Canada	8258	68		
	China People'S Republic (P.R)	1553164	12876	804058	6576
	Finland			7338	60
	Germany	72024	598		
	Italy			5111	42
	Japan	4904	40	179141	1464
	Korea, Republic Of			1124	9
	Turkey			2757	22
	United Kingdom (UK)			72	1

Import payments by commodities/countries Table-3.1 (Contd.)
(Four digit level HS code)

(First two digit section, second two digit chapter and last two digit indicate four digit level commodities)

(Amount in thousand)

HS Code - Commodities/Countries	2024 - 2025		2025 - 2026	
	Amount (BDT)	Amount (USD)	Amount (BDT)	Amount (USD)
United States of America (USA)	3179	26		
168431 Parts suitable of machinery	**1485289**	**12293**	**3663370**	**29924**
Austria			144	1
Belgium	61958	520	6148	50
Brazil			203	2
Canada	23647	197	85065	696
Chile			134	1
China People'S Republic (P.R)	961934	7958	1600436	13077
Czech Republic	80	1	8513	70
Denmark	1403	11	3992	33
Finland	4032	34	919	8
France	17001	142	7345	60
Germany	48403	398	74180	608
Greece	394	3	717	6
Hong Kong: Sar Of China	840	7	1797	15
Hungary	15417	126		
India	131688	1092	240700	1971
Indonesia			30168	247
Ireland	3092	26		
Italy	117841	969	42943	351
Japan	10006	83	12179	99
Korea, Republic Of	13819	114	34187	280
Luxembourg			18	0
Malaysia	616	5	4439	36
Mexico	186	2	134	1
Netherlands	10434	85	11721	96
New Zealand	2972	25		
Pakistan			580	5
Peru			7	0
Poland	4772	40	3104	25
Romania	30	0	775	6
Singapore	1477	12	49895	407
Slovakia	225	2	133	1
Slovenia			86	1
Spain	360	3	14512	118
Sri Lanka			386	3
Sweden	26	0	1657	14
Switzerland	234	2	14	0
Taiwan: Province Of China	4888	40	3863	32
Thailand	1542	13	1670	14
Turkey	22820	191	166411	1362
United Arab Emirates (UAE)	1413	12	1202854	9809
United Kingdom (UK)	497	4	2371	19
United States of America (USA)	21238	176	48966	400
168432 Agricultural, horticultural machinery	**5091481**	**42261**	**5141481**	**42046**
Australia			2113	17
Canada			2424	20
China People'S Republic (P.R)	3757378	31195	4111785	33624

Import payments by commodities/countries Table-3.1 (Contd.)
(Four digit level HS code)

(First two digit section, second two digit chapter and last two digit indicate four digit level commodities)

(Amount in thousand)

HS Code - Commodities/Countries	2024 - 2025		2025 - 2026	
	Amount (BDT)	Amount (USD)	Amount (BDT)	Amount (USD)
Hong Kong: Sar Of China	2847	23	4865	40
India	1220279	10122	1007848	8244
Italy			526	4
Japan	76002	633		
Korea, Republic Of			37	0
Netherlands	4896	41	3132	26
Taiwan: Province Of China	1161	10		
Turkey			319	3
United Arab Emirates (UAE)	28572	234	4654	38
United Kingdom (UK)			1581	13
United States of America (USA)	346	3	2199	18
168432 Agricultural,horticultural or forestry machinery for soil preparation or cultivation;lawn or sports-ground rollers.	**61761**	**511**	**114676**	**938**
China People'S Republic (P.R)	49677	410	109106	893
India	2882	24	414	3
Italy	8352	70		
Turkey	850	7	5156	42
168433 Harvesting or threshing machinery	**1650237**	**13678**	**1166360**	**9530**
China People'S Republic (P.R)	1382572	11463	955337	7803
Hong Kong: Sar Of China			21	0
India	40062	329	11333	93
Indonesia	5128	42		
Italy	1039	9		
Japan	49423	408	21077	172
Korea, Republic Of	2372	20	67	1
Malaysia	3092	26		
Netherlands	16148	132	100379	824
Norway	70	1		
Poland			1095	9
Slovakia			31565	258
Taiwan: Province Of China	14	0		
Thailand	93324	778	1422	12
Turkey	7094	58	13342	109
United Kingdom (UK)	22981	191	5729	47
United States of America (USA)	9083	76	19962	163
Viet Nam	17834	146	5031	41
168434 Milking mach & dairy machinery	**839308**	**6945**	**421261**	**3449**
Austria			427	3
China People'S Republic (P.R)	180086	1478	18361	150
Czech Republic			124	1
Denmark	8434	69	13035	107
Germany	780	6	922	8
India	174747	1446	76873	630
Ireland	16823	138	4578	37
Italy	23463	193	172978	1416
Japan	3212	26		

Import payments by commodities/countries Table-3.1 (Contd.)
(Four digit level HS code)

(First two digit section, second two digit chapter and last two digit indicate four digit level commodities)

(Amount in thousand)

HS Code - Commodities/Countries		2024 - 2025		2025 - 2026	
		Amount (BDT)	Amount (USD)	Amount (BDT)	Amount (USD)
	Latvia			433	4
	Netherlands	392964	3268		
	New Zealand			158	1
	Poland			110	1
	Singapore	799	7	42	0
	Slovenia	1164	10		
	Sweden	15011	125	1878	15
	Taiwan: Province Of China			464	4
	Thailand	131	1		
	Turkey	21207	174	125275	1027
	United Kingdom (UK)	485	4	2358	19
	United States of America (USA)			3245	27
168435	**Presses, crushers etc. machinery**	**9328**	**77**	**7520**	**61**
	China People'S Republic (P.R)	9236	76	7520	61
	Switzerland	90	1		
	Turkey	1	0		
168436	**Other agri, horti, poltry-kep machinery**	**6785770**	**56056**	**7772508**	**63604**
	Austria			13	0
	Belgium	16417	135	115274	945
	Canada	21289	175	26333	215
	China People'S Republic (P.R)	4232580	34958	5348114	43776
	Czech Republic	1674	14	797	7
	Denmark	4136	34	1237	10
	France	20554	169		
	Germany	97856	811	58557	477
	Hong Kong: Sar Of China	106	1	51	0
	Hungary	4905	40		
	India	284196	2348	135447	1109
	Indonesia	5842	48		
	Italy	361167	2975	239867	1961
	Japan	5947	48	17614	144
	Korea, Republic Of	6258	51	579	5
	Malaysia	1002794	8288	952710	7788
	Netherlands	75067	630	75061	614
	Poland	1381	12	14822	121
	Romania			10	0
	Singapore	4417	37	5194	42
	Spain	105747	870	74104	604
	Sweden			4911	40
	Switzerland	127	1	3718	30
	Taiwan: Province Of China	47268	389	122450	1002
	Thailand	163398	1356	455051	3724
	Turkey	120359	992	88993	730
	Ukraine	1101	9		
	United Kingdom (UK)	91305	748		
	United States of America (USA)	69400	578	22990	188

Import payments by commodities/countries Table-3.1 (Contd.)
(Four digit level HS code)

(First two digit section, second two digit chapter and last two digit indicate four digit level commodities)

(Amount in thousand)

HS Code - Commodities/Countries	2024 - 2025		2025 - 2026	
	Amount (BDT)	Amount (USD)	Amount (BDT)	Amount (USD)
Viet Nam	40478	340	8612	70
168437 Machines cleaning, sorting/grading seed etc.	**3017556**	**25030**	**3507156**	**28655**
Austria	52589	438	1262	10
Belgium	130846	1102		
Brazil	6406	54		
China People'S Republic (P.R)	1115537	9244	1833922	14978
Czech Republic	673	6	3588	29
Finland	629	5		
Germany	15671	131	6774	55
Hong Kong: Sar Of China	4604	37	20	0
India	1165173	9658	1014305	8288
Italy			95663	782
Japan			1145	9
Korea, Republic Of	554	5		
Netherlands			26925	221
Poland	10204	84		
Russian Federation	3	0		
Singapore	2966	24	4950	40
Spain			1669	14
Sweden			189	2
Switzerland			38622	316
Taiwan: Province Of China	4346	36	4088	33
Thailand	92160	765	171224	1399
Turkey	305162	2516	233274	1910
United Kingdom (UK)			634	5
United States of America (USA)	64973	551		
Viet Nam	45061	373	68903	563
168438 Machinery n.i.e	**6568861**	**54296**	**12269488**	**100340**
Austria	68	1	112123	914
Belgium			367	3
Brazil			15442	127
Canada	803	7		
China People'S Republic (P.R)	2244608	18568	5051898	41294
Czech Republic	34391	282	0	0
Denmark	478170	3927	30619	250
Egypt			183	2
Finland	24	0		
France	352130	2905	4617	38
Germany	754613	6254	949602	7776
Greece	15170	124		
Hong Kong: Sar Of China	32	0	11732	96
India	1293464	10654	893119	7300
Indonesia	1045	9	2273	19
Italy	573856	4762	719907	5887
Japan	76299	636	636997	5220

Import payments by commodities/countries Table-3.1 (Contd.)
(Four digit level HS code)

(First two digit section, second two digit chapter and last two digit indicate four digit level commodities)

(Amount in thousand)

HS Code - Commodities/Countries		2024 - 2025		2025 - 2026	
		Amount (BDT)	Amount (USD)	Amount (BDT)	Amount (USD)
	Korea, Republic Of	22572	184	16001	131
	Lithuania	5668	47		
	Malaysia	6689	56	91378	747
	Netherlands	2943	25	115880	950
	Pakistan	185	2	183	2
	Philippines	88727	737	92395	755
	Poland	2455	20	3506	29
	Singapore	28132	231	459542	3757
	Slovakia			123	1
	Slovenia			241643	1972
	Spain	8201	69	3282	27
	Sweden	99508	818	9	0
	Switzerland	7598	64	41067	335
	Taiwan: Province Of China	99994	833	546917	4473
	Thailand			3675	30
	Turkey	304906	2534	2097195	17163
	United Arab Emirates (UAE)	922	8		
	United Kingdom (UK)	9588	79	4382	36
	United States of America (USA)	29394	243	82634	676
	Viet Nam	26705	220	40796	334
168439	**Machinery making pulp/paper/board**	**5698672**	**47211**	**4096396**	**33518**
	Australia			180	1
	Austria	2539	21	497	4
	Brazil	12600	103	22046	180
	Canada	12669	106	16403	135
	China People'S Republic (P.R)	4594758	38130	2774070	22681
	Finland	81141	666	134421	1099
	France	15592	128		
	Germany	99518	814	1953	16
	Hong Kong: Sar Of China	31888	266	1067	9
	India	196031	1637	199437	1633
	Italy	309722	2541	251358	2061
	Japan	4273	35	215	2
	Korea, Republic Of	109791	898	449597	3690
	Poland			8901	73
	Singapore			3920	32
	Spain	61451	500	65914	540
	Switzerland			12	0
	Taiwan: Province Of China	164388	1348	161194	1321
	Thailand			528	4
	United Kingdom (UK)			3336	27
	United States of America (USA)	2311	19	1347	11
168440	**Book-binding machinery**	**280017**	**2317**	**312018**	**2551**
	China People'S Republic (P.R)	14293	118	178077	1455
	Germany	38902	327	18229	149
	Hong Kong: Sar Of China			578	5
	Hungary	17526	146		
	India	39061	321	12928	106

Import payments by commodities/countries Table-3.1 (Contd.)
(Four digit level HS code)

(First two digit section, second two digit chapter and last two digit indicate four digit level commodities)

(Amount in thousand)

HS Code - Commodities/Countries	2024 - 2025		2025 - 2026	
	Amount (BDT)	Amount (USD)	Amount (BDT)	Amount (USD)
Italy	21023	175	73	1
Japan	71661	590	89050	728
Korea, Republic Of	55980	462	5902	48
Switzerland	4339	36	3448	28
United Kingdom (UK)			15	0
United States of America (USA)	17231	142	3718	30
168441 Other machinery making pulp/paper/board	**3661079**	**30327**	**3935653**	**32195**
Australia	972	8	2677	22
Belgium			11618	95
Bulgaria			206	2
Chile	31	0		
China People'S Republic (P.R)	3030068	25102	3160166	25856
Czech Republic	132	1		
France	3027	25	71081	580
Germany	90662	752	117037	957
Greece			1008	8
Hong Kong: Sar Of China	5403	45	9035	74
India	171532	1414	49899	408
Italy	108411	891	30194	247
Japan	26088	218	76482	624
Korea, Republic Of	2205	18	185189	1517
Malaysia	11820	99	24078	197
Nepal	2313	19		
Netherlands	21142	174	38408	314
Pakistan	186	2		
Singapore			748	6
Slovakia	1	0		
Sweden	2408	20	493	4
Switzerland	21778	184	11837	97
Taiwan: Province Of China	128747	1075	91856	751
Thailand	256	2	1678	14
Turkey			576	5
United Arab Emirates (UAE)	853	7		
United Kingdom (UK)	6865	57	42834	349
United States of America (USA)	25701	211	8554	70
Viet Nam	479	4		
168442 Machinery,apparatus,& equpment	**399145**	**3303**	**371726**	**3041**
Austria	65	1		
Bulgaria	826	7	977	8
Canada	2018	17		
China People'S Republic (P.R)	180208	1488	253373	2072
Czech Republic	101	1		
Denmark	75	1	68	1
France			11	0
Germany	76349	637	22615	186
Hong Kong: Sar Of China	238	2	242	2

Import payments by commodities/countries Table-3.1 (Contd.)
(Four digit level HS code)

(First two digit section, second two digit chapter and last two digit indicate four digit level commodities)

(Amount in thousand)

HS Code - Commodities/Countries		2024 - 2025		2025 - 2026	
		Amount (BDT)	Amount (USD)	Amount (BDT)	Amount (USD)
	Hungary			23	0
	India	10560	88	13716	112
	Italy	13333	111	2426	20
	Japan	15921	132	12558	103
	Korea, Republic Of	11548	96	63	1
	Malaysia	16387	135	27143	222
	Netherlands	56	0		
	Poland	2331	20	5551	45
	Portugal	33	0		
	Serbia	483	4		
	Singapore			1220	10
	Slovakia	22091	181		
	Spain	977	8		
	Sri Lanka	333	3	794	6
	Switzerland	30719	255	13557	111
	Taiwan: Province Of China	5657	46	1085	9
	Thailand	20	0	2382	19
	Turkey			86	1
	United Kingdom (UK)	2516	21	5642	46
	United States of America (USA)	6298	52	8198	67
168443	**Printing machinery**	**11339105**	**93813**	**11685794**	**95553**
	Australia	8770	72	1002	8
	Austria	37327	309	27501	225
	Belgium	2974	24	206	2
	Brazil	1086	9		
	Bulgaria			1710	14
	Cambodia	234	2		
	Canada	3048	25	5609	46
	Chile			55	0
	China People'S Republic (P.R)	5521854	45675	5476245	44785
	Czech Republic	296900	2464	113281	926
	Denmark	52055	427	509	4
	Egypt			7007	57
	France	42258	352	64508	528
	Germany	1115580	9222	1632074	13338
	Greece	76	1		
	Hong Kong: Sar Of China	50165	412	36666	300
	Hungary	419	3	986	8
	India	916398	7592	1051404	8596
	Indonesia	23920	197	45987	376
	Iran, Islamic Republic Of	96	1		
	Ireland	13570	111	10658	87
	Italy	388778	3224	569794	4663
	Japan	703186	5836	392841	3216
	Korea, Republic Of	24343	202	230050	1878
	Luxembourg			44	0
	Macao: Sar Of China	6000	49	5010	41

Import payments by commodities/countries Table-3.1 (Contd.)
(Four digit level HS code)

(First two digit section, second two digit chapter and last two digit indicate four digit level commodities)

(Amount in thousand)

HS Code - Commodities/Countries		2024 - 2025		2025 - 2026	
		Amount (BDT)	Amount (USD)	Amount (BDT)	Amount (USD)
	Malaysia	119727	994	55446	453
	Mexico	523	4	350	3
	Netherlands	71731	590	22725	186
	New Zealand	83	1		
	Pakistan	178263	1461		
	Philippines	136174	1127	161805	1324
	Poland	13806	114	3471	28
	Portugal	149502	1243	92606	757
	Romania			9836	80
	Serbia	154	1		
	Singapore	92491	762	126133	1032
	Slovakia	130	1		
	Slovenia			568	5
	Spain	44845	371	51795	424
	Sri Lanka	1178	10	135	1
	Swaziland	127	1		
	Sweden	8820	73	21943	179
	Switzerland	82233	689	27266	223
	Taiwan: Province Of China	402889	3320	671901	5494
	Thailand	142759	1178	152194	1244
	Tunisia			104	1
	Turkey	63568	532	5268	43
	Uganda	288	2		
	United Arab Emirates (UAE)			13278	109
	United Kingdom (UK)	44704	370	50443	412
	United States of America (USA)	354886	2930	288639	2357
	Viet Nam	221187	1826	256742	2099
168444	**Machine extruding, drawing etc.**	**568922**	**4732**	**251528**	**2057**
	Chile			342	3
	China People'S Republic (P.R)	475111	3952	32939	270
	Germany	3267	27		
	Hong Kong: Sar Of China			179	1
	India	73766	615	212340	1736
	Italy	12928	106		
	Taiwan: Province Of China			3455	28
	Thailand	9	0		
	Turkey	3294	27		
	United Arab Emirates (UAE)			2151	18
	United Kingdom (UK)	549	5	82	1
	United States of America (USA)			40	0
168445	**Machine preparing txtile fibres**	**16273136**	**134985**	**10717330**	**87694**
	Austria			301	2
	Chile			1782	15
	China People'S Republic (P.R)	4573302	37804	4371833	35776
	Czech Republic	79417	653	23395	192
	Germany	4884874	40803	1847287	15106

Import payments by commodities/countries Table-3.1 (Contd.)
(Four digit level HS code)

(First two digit section, second two digit chapter and last two digit indicate four digit level commodities)

(Amount in thousand)

HS Code - Commodities/Countries		2024 - 2025		2025 - 2026	
		Amount (BDT)	Amount (USD)	Amount (BDT)	Amount (USD)
	Hong Kong: Sar Of China	553376	4505	5238	43
	India	2337237	19354	1404542	11505
	Italy	833943	6997	411289	3364
	Japan	1713610	14170	1752755	14339
	Korea, Republic Of	24651	203	276397	2261
	Netherlands	7997	68		
	Pakistan			450	4
	Poland			3844	32
	Singapore			388	3
	South Africa			28867	236
	Spain	2779	23	10987	90
	Switzerland	734251	6069	327122	2675
	Taiwan: Province Of China	365287	3002	163408	1337
	Thailand	7963	65	3985	32
	Turkey	127596	1047	50563	413
	United Arab Emirates (UAE)	3538	30	31890	262
	United Kingdom (UK)	10263	86		
	United States of America (USA)	1192	10		
	Viet Nam	11860	97	1005	8
168446	**Weaving machines(looms)**	**7796008**	**64476**	**5840266**	**47768**
	Belgium	1416567	11686	857372	7017
	China People'S Republic (P.R)	4170971	34521	3532669	28889
	France	6470	54	2741	22
	Germany	15964	130		
	Hong Kong: Sar Of China	3220	27		
	India	190675	1580	340453	2784
	Indonesia	3693	30		
	Italy	622435	5112	483563	3955
	Japan	885041	7357	46907	384
	Korea, Republic Of	77945	647	66599	544
	Poland			11430	94
	Portugal			5592	46
	Singapore			50826	418
	Slovakia	333	3		
	Spain	24075	196		
	Switzerland	227670	1888	359404	2937
	Taiwan: Province Of China	117240	967	29299	240
	Thailand			11076	91
	Tunisia	2303	19		
	Turkey	17677	145		
	United Kingdom (UK)			40364	331
	United States of America (USA)	13730	114	1972	16
168447	**Knitting machines stitch-bonding etc.**	**29603464**	**244460**	**21187696**	**173229**
	China People'S Republic (P.R)	17892911	147820	13924767	113840
	Germany	506161	4202	21444	176
	Hong Kong: Sar Of China	52598	436	497	4

Import payments by commodities/countries Table-3.1 (Contd.)
(Four digit level HS code)

(First two digit section, second two digit chapter and last two digit indicate four digit level commodities)

(Amount in thousand)

HS Code - Commodities/Countries	2024 - 2025		2025 - 2026	
	Amount (BDT)	Amount (USD)	Amount (BDT)	Amount (USD)
India	21714	182	17811	146
Italy	512962	4262	1108693	9081
Japan	7959834	65515	4481400	36630
Korea, Republic Of	32787	271	137791	1129
Pakistan			9242	76
Spain	8805	73		
Sweden	3208	27		
Switzerland			19396	158
Taiwan: Province Of China	2602755	21592	1451861	11868
Thailand			460	4
Turkey			7403	61
United States of America (USA)	9730	80	6931	56
168448 Auxiliary mach for extrd, drw mch etc.	**10272312**	**85059**	**8550639**	**69924**
Austria	14821	122	19486	159
Belgium	91856	761	132232	1081
Brazil	29876	247	5131	42
Bulgaria	69	1	23	0
Cambodia	152	1	575	5
China People'S Republic (P.R)	2418004	20015	2400761	19629
Croatia	222	2	27	0
Czech Republic	551491	4574	555206	4540
Denmark	3109	25	267	2
France	60504	503	74118	605
Germany	2584604	21417	1713189	14009
Hong Kong: Sar Of China	25984	216	5079	42
Hungary	1297	11	9794	80
India	1378534	11383	1065011	8711
Indonesia	23992	197	4183	34
Ireland	907	8		
Italy	248751	2065	278498	2278
Japan	336104	2781	402779	3293
Korea, Republic Of	111312	924	107315	878
Macedonia	15	0	303	2
Malaysia	3888	33	31	0
Mauritius	244	2		
Mexico	4302	35	597	5
Morocco	136	1	99	1
Netherlands	53170	442	24658	202
Pakistan	73129	608	51187	419
Philippines	232	2	3	0
Poland	174	1	2388	20
Portugal	302841	2511	287688	2353
Romania	1499	12	2320	19
Serbia	1149	10	1497	12
Seychelles	1413	12		
Singapore	62657	518	48708	399
Slovakia	18429	153	5767	47
Slovenia	3250	28		
South Africa			11	0

Import payments by commodities/countries Table-3.1 (Contd.)
(Four digit level HS code)

(First two digit section, second two digit chapter and last two digit indicate four digit level commodities)

(Amount in thousand)

HS Code - Commodities/Countries		2024 - 2025		2025 - 2026	
		Amount (BDT)	Amount (USD)	Amount (BDT)	Amount (USD)
	Spain	190552	1571	84153	689
	Swaziland	771	6		
	Sweden	1417	12	6730	55
	Switzerland	1079683	8942	608719	4978
	Taiwan: Province Of China	213593	1774	191208	1563
	Thailand	738	6	1140	9
	Turkey	53921	447	38078	312
	United Arab Emirates (UAE)	1067	9	10154	83
	United Kingdom (UK)	18648	153	7449	61
	United States of America (USA)	56447	474	24680	202
	Viet Nam	247356	2047	379396	3104
168449	**Machinery for the manufactures etc.**	**384515**	**3196**	**577397**	**4727**
	Austria	287	2		
	China People'S Republic (P.R)	369754	3074	530593	4346
	Germany	139	1		
	India	2045	17	4611	38
	Korea, Republic Of	1823	15	41394	337
	Portugal	139	1	325	3
	Turkey	10190	85		
	United States of America (USA)	139	1		
	Viet Nam			475	4
168450	**Household/laundry-type washing mach**	**2042333**	**16904**	**2175718**	**17789**
	China People'S Republic (P.R)	1514988	12524	1671369	13665
	Czech Republic	2928	25	5632	46
	Egypt	1822	15	111	1
	France	1947	16	146	1
	Germany	2154	18	1398	11
	Hong Kong: Sar Of China	302	3	24342	199
	India	308935	2566	310772	2542
	Indonesia	13645	115		
	Italy	24821	209	4656	38
	Japan	441	4	55	0
	Korea, Republic Of	6395	53	70	1
	Malaysia	632	5		
	Pakistan			1094	9
	Russian Federation	73	1		
	Singapore	16	0	11345	93
	Spain	20231	166	857	7
	Sweden	18480	153	6090	50
	Switzerland			316	3
	Thailand	93906	777	79309	648
	Turkey	13350	111	12255	100
	United Arab Emirates (UAE)	34	0	416	3
	United Kingdom (UK)	434	4	30	0
	United States of America (USA)	2650	22	52	0
	Viet Nam	14147	118	45405	371
168451	**Machinery for washing, cleaning etc.**	**24135973**	**199741**	**25539383**	**208859**
	Australia	5650	47	347	3
	Austria	375	3	1560	13

Import payments by commodities/countries Table-3.1 (Contd.)
(Four digit level HS code)

(First two digit section, second two digit chapter and last two digit indicate four digit level commodities)

(Amount in thousand)

HS Code - Commodities/Countries	2024 - 2025		2025 - 2026	
	Amount (BDT)	Amount (USD)	Amount (BDT)	Amount (USD)
Belgium	381	3	1788	15
Brazil	15532	127		
Bulgaria			925	8
Canada	11	0		
Chile			76	1
China People'S Republic (P.R)	7955794	65863	8614087	70458
Czech Republic	3929	33	996	8
Denmark	220	2	375	3
France	600144	4963	641910	5253
Germany	1957634	16214	1765999	14430
Greece	1051383	8696	968702	7919
Hong Kong: Sar Of China	66901	556	96438	788
Hungary	1377	11	88	1
India	593901	4909	522002	4271
Indonesia	1708	14	670	5
Ireland	5	0	1360	11
Italy	5549592	45900	6220818	50890
Japan	453459	3764	207486	1695
Korea, Republic Of	1277400	10571	1601749	13111
Latvia	210	2		
Malaysia	17003	139	1042	9
Mexico	1123	9	5730	47
Netherlands	6724	57	27235	222
Pakistan	18155	151	19164	157
Poland	938	8	17818	146
Portugal	255112	2100	92223	755
Romania	1265	11	2231	18
Serbia			413	3
Singapore	42542	352	28737	235
Slovenia	1180	10	1366	11
Spain	262230	2153	127874	1047
Sri Lanka	1771	15	171	1
Sweden	177171	1459	20894	171
Switzerland	188021	1552	136796	1119
Taiwan: Province Of China	747611	6193	552865	4515
Thailand	129379	1071	71527	586
Turkey	2484094	20582	3556417	29058
United Arab Emirates (UAE)	1444	12	11054	90
United Kingdom (UK)	52226	433	40323	330
United States of America (USA)	176168	1461	135733	1110
Viet Nam	36208	298	42395	347
168452 Sewing machines, n/book sewng mach	**27011563**	**223460**	**25856049**	**211464**
Belgium			82	1
Chile	28	0		
China People'S Republic (P.R)	16872189	139515	16380579	133954
Czech Republic	68178	564	89991	737
France			5	0
Germany	512223	4258	404296	3310
Hong Kong: Sar Of China	203856	1680	191555	1565
India	449613	3726	376021	3075

Import payments by commodities/countries Table-3.1 (Contd.)
(Four digit level HS code)

(First two digit section, second two digit chapter and last two digit indicate four digit level commodities)

(Amount in thousand)

HS Code - Commodities/Countries	2024 - 2025		2025 - 2026	
	Amount (BDT)	Amount (USD)	Amount (BDT)	Amount (USD)
Indonesia	2280	19	1293	11
Italy	551064	4557	2134169	17463
Japan	4171687	34523	3019513	24702
Korea, Republic Of	434319	3585	244027	1996
Malaysia	667663	5534	499500	4089
Netherlands			45120	368
Pakistan			20	0
Portugal	2041	17	1469	12
Romania	760	6	133	1
Singapore	587477	4853	401271	3280
Spain			999	8
Sri Lanka	5657	46	1884	15
Sweden	1136	9	1370	11
Switzerland	1635	14	2159	18
Taiwan: Province Of China	1114579	9237	667399	5455
Thailand	6618	55	9861	81
Turkey	200633	1671	143846	1177
United Arab Emirates (UAE)	282	2		
United Kingdom (UK)	15599	129	7433	61
United States of America (USA)	21609	178	4434	36
Viet Nam	1120437	9282	1227620	10038
168453 Machinery, preparing, tanning etc.	**1647179**	**13608**	**2013487**	**16480**
Brazil			684	6
China People'S Republic (P.R)	1361305	11248	1777115	14547
France	166	1	1357	11
Germany	9288	77	378	3
Greece			132	1
Hong Kong: Sar Of China	3637	30	576	5
India	29597	243	9225	75
Indonesia			2955	24
Italy	130621	1080	114710	938
Japan	9933	83	3779	31
Korea, Republic Of	8623	71	13365	109
Malaysia	8000	67		
Spain			57	0
Taiwan: Province Of China	72506	595	83448	683
Turkey	2666	22	827	7
Uruguay	10297	85	4878	40
Viet Nam	539	5		
168454 Converters, ladles ingot machinies	**822570**	**6819**	**641484**	**5243**
Austria	498	4		
China People'S Republic (P.R)	340932	2811	385032	3148
France	162	1	2410	20
Germany	12307	104	3999	33
Hong Kong: Sar Of China	14027	115	44874	366
India	295102	2450	120419	985
Italy	58264	486	10935	89
Japan	77670	652	54029	442
Korea, Republic Of	15	0		

Import payments by commodities/countries Table-3.1 (Contd.)
(Four digit level HS code)

(First two digit section, second two digit chapter and last two digit indicate four digit level commodities)

(Amount in thousand)

HS Code - Commodities/Countries	2024 - 2025		2025 - 2026	
	Amount (BDT)	Amount (USD)	Amount (BDT)	Amount (USD)
Norway	115	1		
Singapore	117	1		
Taiwan: Province Of China	16596	137	17389	142
Turkey	5606	46	1173	10
United States of America (USA)	1158	9	1225	10
168455 Metal rollng mills and rolls thereof	**10704539**	**88136**	**16063438**	**131478**
Austria	4123	34	569	5
Belgium			1001	8
Bosnia And Herzegovina	122	1	56	0
Brazil	3007	25	159	1
Canada	207	2	2523	21
China People'S Republic (P.R)	3067286	25305	4789657	39192
France			1481	12
Germany	54796	462	586472	4817
Hong Kong: Sar Of China			316	3
India	2645010	21759	2243954	18403
Indonesia	5	0		
Int. Bodies (Eu)	29104	239	2669	22
Ireland	154	1		
Italy	2464425	20190	3949329	32296
Japan			10941	90
Korea, Republic Of	529540	4418	398949	3254
Malaysia			12388	101
Mexico			717	6
Poland	584	5		
Portugal			95429	777
Singapore	1380	11		
Slovakia			0	0
Spain	120	1	120702	987
Sweden	1031	9	8857	72
Switzerland			439043	3580
Taiwan: Province Of China	2126	17	1109	9
Thailand	290732	2388	1515322	12404
Turkey	41833	348	832	7
Ukraine	12707	104		
United Arab Emirates (UAE)	105	1		
United Kingdom (UK)			38446	315
United States of America (USA)	83963	707	841115	6910
Viet Nam	1472180	12109	1001403	8186
168456 Machine-tools for working any material by removal of material,by laser or other light or photon beam,ultra-sonic,electro-discharge,electro-chemical,electron beam or plasmaarc process;water-jet cutting machines	**1851262**	**15301**	**2136195**	**17461**
China People'S Republic (P.R)	461320	3816	542579	4436
Finland			9451	77
France	9076	74	1070	9

Import payments by commodities/countries Table-3.1 (Contd.)
(Four digit level HS code)

(First two digit section, second two digit chapter and last two digit indicate four digit level commodities)

(Amount in thousand)

HS Code - Commodities/Countries		2024 - 2025		2025 - 2026	
		Amount (BDT)	Amount (USD)	Amount (BDT)	Amount (USD)
	Germany			100906	828
	Hong Kong: Sar Of China	12542	102	2009	16
	India	9138	75	14876	122
	Italy	68450	571	101052	828
	Japan	1423	12	8607	71
	Korea, Republic Of			373	3
	Poland	7714	63		
	Portugal			24366	199
	Singapore	1888	15	433	4
	Spain	1178307	9731	1317639	10764
	Taiwan: Province Of China	1684	14		
	Turkey	56667	472		
	United Kingdom (UK)	4093	35	1185	10
	United States of America (USA)	38960	320	11648	96
	Viet Nam	1	0		
168456	**Machine-tools for working material**	**290650**	**2402**	**270217**	**2209**
	China People'S Republic (P.R)	163013	1347	214244	1752
	Hong Kong: Sar Of China	2401	20		
	India	29274	246	3015	25
	Italy	1171	10	7898	65
	Korea, Republic Of			567	5
	Pakistan			60	0
	Poland	867	7		
	Singapore	22361	186	32317	263
	Spain	2448	20		
	Taiwan: Province Of China	61516	504	7124	58
	Turkey	240	2		
	United Kingdom (UK)	3981	33		
	United States of America (USA)	3378	29	4992	41
168457	**Machining unit construction machinies**	**153003**	**1266**	**385492**	**3152**
	China People'S Republic (P.R)	58474	483	199946	1637
	India	49	0	7452	61
	Japan			1538	13
	Korea, Republic Of	23700	198		
	Taiwan: Province Of China	47741	394		
	United States of America (USA)	23039	190	176555	1441
168458	**Lathes for removing metal**	**637388**	**5282**	**372831**	**3044**
	Austria	93475	776		
	China People'S Republic (P.R)	142160	1172	166930	1364
	Germany	2041	17		
	Hungary	2224	19		
	India	23637	195	59141	483
	Italy	283625	2357		
	Japan	20931	174	21960	180
	Korea, Republic Of	119	1	1256	10

Import payments by commodities/countries Table-3.1 (Contd.)
(Four digit level HS code)

(First two digit section, second two digit chapter and last two digit indicate four digit level commodities)

(Amount in thousand)

HS Code - Commodities/Countries	2024 - 2025		2025 - 2026	
	Amount (BDT)	Amount (USD)	Amount (BDT)	Amount (USD)
Pakistan	6830	56	11035	90
Poland	126	1		
Taiwan: Province Of China	20575	171	12624	103
United Kingdom (UK)	41645	344	4769	39
United States of America (USA)			95115	775
168459 Machine-tools drilling, boring etc.	**344190**	**2836**	**315263**	**2577**
Bulgaria	217	2		
China People'S Republic (P.R)	160700	1323	237812	1944
Czech Republic	217	2		
Germany	247	2		
Hong Kong: Sar Of China	3854	32	16796	137
India	36047	298	18232	149
Italy	74565	612		
Japan	8975	74	11528	94
Korea, Republic Of	5252	43	3442	28
Malaysia	177	2		
Pakistan	228	2	2628	22
Poland	434	4		
Sweden	106	1	221	2
Taiwan: Province Of China	47123	392	11800	96
Thailand	6048	50	12680	104
United States of America (USA)			123	1
168459 Machine-tools(including way-type unit head machines) for drilling, boring,milling,threading or tapping by removing metal,other than lathes (including turning centres)of heading 84.58	**34492**	**285**	**99633**	**817**
Canada			11158	92
China People'S Republic (P.R)	31480	260	33714	277
Hong Kong: Sar Of China			270	2
India	458	4	11055	90
Japan	58	0	74	1
Taiwan: Province Of China	2497	21	6006	49
United States of America (USA)			37356	307
168460 Machine-tools deburring, sharpening etc.	**326244**	**2693**	**252491**	**2065**
China People'S Republic (P.R)	250762	2068	183231	1498
Colombia			244	2
Denmark			9530	78
France	498	4	335	3
Germany	8790	72	2076	17
Hong Kong: Sar Of China			714	6
India	24210	201	12203	100
Indonesia			48	0
Italy	11726	96	6401	52
Japan	10012	84	5849	48
Korea, Republic Of	1013	8	53	0
Pakistan	1594	13	283	2

Import payments by commodities/countries Table-3.1 (Contd.)
(Four digit level HS code)

(First two digit section, second two digit chapter and last two digit indicate four digit level commodities)

(Amount in thousand)

HS Code - Commodities/Countries	2024 - 2025		2025 - 2026	
	Amount (BDT)	Amount (USD)	Amount (BDT)	Amount (USD)
Russian Federation	277	2		
Sweden			3668	30
Switzerland	10250	84	16681	137
Taiwan: Province Of China	6793	57	6056	50
Thailand	317	3	2446	20
United Kingdom (UK)			2003	16
United States of America (USA)	1	0		
Viet Nam			669	5
168460 Machine-tools for deburring,sharpening,grinding,honing,lapping,polishing or otherwise finishing metal cermets bymeans of grinding stones,abrasives or polishing products,other than gear cutting,gear grinding or gear finishing machines of heading No 84.61	**18988**	**155**	**9430**	**77**
China People'S Republic (P.R)	10763	88	3238	26
India			189	2
Italy	8037	66	6003	49
Japan	187	2		
168460 Machine-tools for deburring,sharpening,grinding,honing,lapping,polishing or otherwise finishing metal cermets bymeans of grinding stones,abrasives or polishing products,other than gear cutting,gear grinding or gear finishing machines of heading No 84.62	**227**	**2**	**413**	**3**
China People'S Republic (P.R)	211	2	232	2
India	16	0		
Pakistan			181	1
168460 Machine-tools for deburring,sharpening,grinding,honing,lapping,polishing or otherwise finishing metal cermets bymeans of grinding stones,abrasives or polishing products,other than gear cutting,gear grinding or gear finishing machines of heading No 84.63	**62252**	**508**	**1796**	**15**
China People'S Republic (P.R)	62171	507	1791	15
Japan			5	0
Korea, Republic Of	81	1		
168461 Machine-tools planing, shaping etc.	**296228**	**2446**	**292796**	**2394**
China People'S Republic (P.R)	177423	1465	249343	2038
Germany	1495	12		
Hong Kong: Sar Of China	1109	9	2394	20
India	37071	308	7162	59
Italy	10972	91		
Japan	4994	42	10264	84
Korea, Republic Of	37025	303		
Malaysia	180	2		
Taiwan: Province Of China	11749	97	21482	176

Import payments by commodities/countries Table-3.1 (Contd.)
(Four digit level HS code)

(First two digit section, second two digit chapter and last two digit indicate four digit level commodities)

(Amount in thousand)

HS Code - Commodities/Countries		2024 - 2025		2025 - 2026	
		Amount (BDT)	Amount (USD)	Amount (BDT)	Amount (USD)
	Thailand	12846	105	1246	10
	United States of America (USA)	1365	11	153	1
	Viet Nam			751	6
168462	**Machine-tools forging, hammering etc.**	**2585725**	**21442**	**2901632**	**23715**
	Australia	8463	70		
	China People'S Republic (P.R)	1783047	14774	2007148	16408
	Finland	3799	32		
	France			33718	275
	Germany	7128	59	6440	53
	Hong Kong: Sar Of China	207	2	2417	20
	India	181338	1494	76474	625
	Italy	275708	2305	594750	4856
	Japan	238472	1984	62049	507
	Korea, Republic Of	552	5	6	0
	Malaysia			6740	55
	Pakistan			106	1
	Singapore			2199	18
	Spain	1976	16		
	Switzerland			42842	351
	Taiwan: Province Of China	45499	375	38610	316
	Thailand			7488	61
	Turkey	22743	187	12171	100
	United Arab Emirates (UAE)	98	1		
	United Kingdom (UK)			6085	50
	United States of America (USA)	925	8	1058	9
	Viet Nam	15770	131	1329	11
168463	**Other machine-tools for working metal**	**413833**	**3434**	**661494**	**5397**
	China People'S Republic (P.R)	352335	2927	490432	4003
	Germany			77827	634
	Hong Kong: Sar Of China	7	0	71	1
	India	12251	102	18129	148
	Italy	34456	283	68422	557
	Malaysia	354	3	2316	19
	Singapore			2105	17
	Switzerland	146	1		
	Taiwan: Province Of China	14285	117	2098	17
	United States of America (USA)			94	1
168464	**Machine-tools working stone, ceramic etc.**	**543211**	**4485**	**704629**	**5765**
	Austria	5674	47	978	8
	China People'S Republic (P.R)	398210	3281	587509	4806
	Czech Republic	4881	41	97	1
	France	2001	16		
	Germany	32380	270	3373	28
	Hong Kong: Sar Of China	107	1	55	0
	Hungary	744	6		

Import payments by commodities/countries Table-3.1 (Contd.)
(Four digit level HS code)

(First two digit section, second two digit chapter and last two digit indicate four digit level commodities)

(Amount in thousand)

HS Code - Commodities/Countries	2024 - 2025		2025 - 2026	
	Amount (BDT)	Amount (USD)	Amount (BDT)	Amount (USD)
India	48286	401	9463	77
Italy	39213	324	99814	818
Japan	41	0		
Korea, Republic Of			885	7
Pakistan	3018	25	148	1
Singapore	539	4	1230	10
Spain	272	2		
Switzerland	86	1		
Taiwan: Province Of China	7758	65		
United States of America (USA)			885	7
Viet Nam			191	2
168465 Machine -tools (including machines for nailing,stapling,glueing or otherwise assembling) for working wood,cork,bone,hard rubber,hard plastics or similr hard materials.	**4099**	**35**	**11376**	**93**
China People'S Republic (P.R)	4099	35	11376	93
168465 Machine-tools working stapling, wood, etc.	**1399694**	**11579**	**1776783**	**14535**
China People'S Republic (P.R)	1123173	9285	1530758	12522
Czech Republic			3367	28
Germany			25887	213
Greece			1140	9
Hong Kong: Sar Of China	53	0	1292	11
India	31255	260	38352	313
Italy	210012	1744	152837	1250
Japan	1246	10	896	7
Korea, Republic Of	5869	48	123	1
Malaysia			175	1
Singapore			273	2
Switzerland	14505	121	1156	9
Taiwan: Province Of China	1830	15	15170	124
Thailand	268	2		
Turkey	9281	76	1143	9
United Arab Emirates (UAE)			2894	24
United Kingdom (UK)	2201	18		
United States of America (USA)			1320	11
168466 Parts & accessories for machine-tools	**759028**	**6285**	**704855**	**5766**
Austria	376	3	613	5
Belgium			932	8
China People'S Republic (P.R)	242611	2009	180291	1475
Czech Republic	63	1		
Denmark			53	0
France	39	0	9	0
Germany	22205	183	37362	306
Greece			167	1
Hong Kong: Sar Of China	372	3	3229	26

Import payments by commodities/countries Table-3.1 (Contd.)
(Four digit level HS code)

(First two digit section, second two digit chapter and last two digit indicate four digit level commodities)

(Amount in thousand)

HS Code - Commodities/Countries	2024 - 2025		2025 - 2026	
	Amount (BDT)	Amount (USD)	Amount (BDT)	Amount (USD)
Hungary			590	5
India	66433	544	274453	2246
Indonesia	1973	16	3890	32
Italy	138877	1148	26640	218
Japan	77710	650	23255	190
Korea, Republic Of	67283	554	1431	12
Malaysia	899	8	8641	71
Mexico			79	1
Netherlands			1571	13
Poland	6	0	152	1
Portugal	1213	10	2738	22
Singapore	8844	74	5558	45
Slovakia	0	0	0	0
Spain	18068	151	12225	100
Sri Lanka			191	2
Sweden	2724	23	229	2
Switzerland	1253	10	7962	65
Taiwan: Province Of China	23798	197	39955	327
Thailand	34363	287	2102	17
Turkey	7732	65	20112	164
United Arab Emirates (UAE)	437	4		
United Kingdom (UK)	35071	289	46906	383
United States of America (USA)	6678	55	3519	29
168467 Tools for working in the hand etc.	**1427637**	**11823**	**1629519**	**13322**
Austria	7949	66	621	5
Belgium			2237	18
China People'S Republic (P.R)	1306126	10813	1514128	12378
Czech Republic	404	3	5	0
Finland	255	2		
France	185	2	1339	11
French Polynesia	17	0		
Germany	10725	90	14086	115
Hong Kong: Sar Of China	8289	68	5901	48
Hungary	3152	26	3511	29
India	21907	182	24963	204
Indonesia			4447	37
Italy	1984	17	9777	80
Japan	21353	178	9297	76
Korea, Republic Of	950	8	293	2
Malaysia	7473	63	13497	111
Malta	115	1		
Mexico	403	3	395	3
Netherlands			2788	23
Philippines			3104	25
Poland	11	0	25	0
Serbia			6	0
Sierra Leone			13	0
Singapore	2156	18		

Import payments by commodities/countries Table-3.1 (Contd.)
(Four digit level HS code)

(First two digit section, second two digit chapter and last two digit indicate four digit level commodities)

(Amount in thousand)

HS Code - Commodities/Countries		2024 - 2025		2025 - 2026	
		Amount (BDT)	Amount (USD)	Amount (BDT)	Amount (USD)
	Slovakia	7	0	11	0
	Spain	883	7		
	Sweden	4849	41		
	Switzerland	61	1	550	5
	Taiwan: Province Of China	12243	101	4875	40
	Thailand	3721	31	334	3
	Tunisia	8	0		
	Turkey	846	7	305	3
	United Kingdom (UK)	2436	21	799	7
	United States of America (USA)	9129	76	12214	100
168468	**Machine for soldering, brazing etc.**	**322679**	**2682**	**288629**	**2359**
	Austria	128	1		
	Belgium			631	5
	China People'S Republic (P.R)	287802	2391	216320	1768
	Czech Republic			1435	12
	Germany	322	3	585	5
	Guatemala	43	0		
	Hong Kong: Sar Of China			191	2
	India	32776	274	63678	520
	Indonesia	35	0		
	Italy	1094	9	88	1
	Korea, Republic Of	438	4	1252	10
	Singapore			176	1
	Taiwan: Province Of China	41	0	1813	15
	United Kingdom (UK)			52	0
	United States of America (USA)			2408	20
168470	**Calculating machines etc**	**491938**	**4080**	**575812**	**4710**
	China People'S Republic (P.R)	468978	3890	547101	4475
	Hong Kong: Sar Of China	293	2	1753	14
	India	435	4	141	1
	Indonesia			8	0
	Malaysia			863	7
	Philippines	4758	39	2746	22
	Switzerland	37	0		
	Thailand	16686	138	22291	182
	Turkey			910	7
	United Kingdom (UK)	17	0		
	United States of America (USA)	735	6		
168471	**Automatic data processing machines etc.**	**16247950**	**134588**	**17460203**	**142740**
	Australia	13	0		
	Austria	5269	43	8498	69
	Belgium			1646	13
	Bosnia And Herzegovina	5	0		
	Bulgaria	476	4		

Import payments by commodities/countries Table-3.1 (Contd.)
(Four digit level HS code)

(First two digit section, second two digit chapter and last two digit indicate four digit level commodities)

(Amount in thousand)

HS Code - Commodities/Countries	2024 - 2025		2025 - 2026	
	Amount (BDT)	Amount (USD)	Amount (BDT)	Amount (USD)
Canada	539	4	761	6
Chile	4954	41		
China People'S Republic (P.R)	9791845	81074	10480434	85652
Croatia			97	1
Czech Republic	117789	970	34276	280
Denmark	697	6	1864	15
Finland	917	7	89	1
France	19218	160	465928	3819
Germany	438509	3648	647162	5290
Hong Kong: Sar Of China	6423	53	6859	56
Hungary	785	6	1458	12
India	315274	2626	339709	2777
Indonesia	3102	26	8553	70
Ireland	1022	8	4	0
Italy	136896	1127	57422	469
Japan	463139	3800	402639	3290
Korea, Republic Of	66342	546	15768	129
Latvia	2421	20		
Luxembourg			1770	15
Malaysia	2472434	20516	1918023	15666
Mexico	189093	1581	27858	228
Morocco	439	4		
Netherlands	5370	44	1312	11
Norway	1780	15	1925	16
Philippines	32401	266	42161	344
Poland	9608	80	4580	37
Portugal	1136	9	122883	1007
Puerto Rico	27	0		
Romania	1596	13	1506	12
Russian Federation	63	1		
Singapore	866781	7201	1091863	8943
Slovakia	8	0		
Spain	3663	30	2500	20
Sri Lanka	5300	43	330	3
Sweden	10240	84	28200	231
Switzerland	11812	97	5989	49
Taiwan: Province Of China	272133	2255	277090	2267
Tajikistan			191	2
Thailand	87292	716	164567	1344
Turkey	32788	272	52208	427
United Arab Emirates (UAE)	19300	160	61867	506
United Kingdom (UK)	2509	21	12096	99
United States of America (USA)	627527	5203	1034092	8468
Viet Nam	219013	1804	134026	1095
168472 Other office machines	**1899336**	**15878**	**503613**	**4115**
Chile			104	1
China People'S Republic (P.R)	80821	668	92551	757
Germany			19568	160
Hong Kong: Sar Of China	324	3		

Import payments by commodities/countries Table-3.1 (Contd.)
(Four digit level HS code)

(First two digit section, second two digit chapter and last two digit indicate four digit level commodities)

(Amount in thousand)

HS Code - Commodities/Countries	2024 - 2025		2025 - 2026	
	Amount (BDT)	Amount (USD)	Amount (BDT)	Amount (USD)
Hungary	91019	741	60314	491
India	1682885	14099	285826	2335
Italy	974	8		
Japan	118	1	1686	14
Korea, Republic Of	1456	12	4269	35
Mexico	261	2		
Philippines			1412	12
Taiwan: Province Of China	26395	219	23742	194
Thailand	834	7		
Turkey			605	5
United Arab Emirates (UAE)	58	0	21	0
United Kingdom (UK)	13008	108	1501	12
United States of America (USA)			7485	61
Viet Nam	1183	10	4530	37
168473 Parts & accessories of office machineries	**3997105**	**33136**	**3485862**	**28512**
Argentina	391	3		
Australia	1	0		
Austria			1252	10
Bulgaria	4	0		
China People'S Republic (P.R)	3053853	25340	2621051	21446
Czech Republic			1584	13
France	541	4	206	2
Germany	5926	49	30302	248
Hong Kong: Sar Of China	5324	44	451	4
Hungary	3361	28	784	6
India	20949	173	25641	209
Indonesia			42	0
Ireland	300	3		
Italy	6762	56	1835	15
Japan	2195	18	1641	13
Korea, Republic Of	1454	12	15817	129
Malaysia	2544	22	3533	29
Mexico			9	0
Netherlands	4937	41	539	4
New Zealand			85	1
Norway	1151	10		
Pakistan	244	2		
Philippines	836	7	1574	13
Singapore	12880	107	2326	19
Spain			31	0
Switzerland	4690	39	2979	24
Taiwan: Province Of China	792201	6545	733878	5997
Thailand	4522	37	503	4
Turkey	2684	22	28	0
United Arab Emirates (UAE)	431	4	1728	14
United Kingdom (UK)	231	2	2873	23

Import payments by commodities/countries Table-3.1 (Contd.)
(Four digit level HS code)

(First two digit section, second two digit chapter and last two digit indicate four digit level commodities)

(Amount in thousand)

HS Code - Commodities/Countries		2024 - 2025		2025 - 2026	
		Amount (BDT)	Amount (USD)	Amount (BDT)	Amount (USD)
	United States of America (USA)	3930	32	11458	94
	Viet Nam	64763	539	23710	193
168474	**Machinery washing, crushing etc.**	**6261606**	**51992**	**5748854**	**47021**
	Australia	11738	96	11031	90
	Austria	5	0	38135	312
	Chile			61	1
	China People'S Republic (P.R)	3213263	26680	3202902	26190
	Czech Republic	1321	11	470	4
	Denmark			3251	26
	Finland	559374	4625	47739	390
	France	53	0	693	6
	Germany	359403	2980	540457	4432
	Greece	116307	953		
	Hong Kong: Sar Of China	26806	223	2032	17
	Hungary	369	3		
	India	928252	7683	658570	5382
	Indonesia	304	3		
	Italy	169898	1411	780272	6375
	Japan	38692	326	26767	218
	Jordan	146	1		
	Korea, Republic Of	517566	4358	264033	2169
	Malaysia	24093	199		
	Mexico			178	1
	Netherlands	1540	13		
	Romania			113	1
	Singapore	30954	258	3430	28
	Slovakia	650	5	53	0
	South Africa			92	1
	Spain	12728	107	13804	113
	Switzerland	9	0	2771	23
	Taiwan: Province Of China	9942	83	3231	27
	Thailand	43	0		
	Tunisia	372	3		
	Turkey	221054	1830	65317	533
	United Kingdom (UK)	4361	36	53436	438
	United States of America (USA)	7106	59	30016	245
	Viet Nam	5256	44		
168475	**Machines for assembling elect. lamps etc.**	**5709249**	**47295**	**4158682**	**33959**
	Belgium	72298	593	118382	968
	China People'S Republic (P.R)	5078633	42099	3503313	28605
	Denmark			439	4
	Finland	363	3	2918	24
	Germany	498631	4113	369533	3021
	India	1384	11	1207	10
	Italy	5234	44	6947	57
	Japan			66044	539

Import payments by commodities/countries Table-3.1 (Contd.)
(Four digit level HS code)

(First two digit section, second two digit chapter and last two digit indicate four digit level commodities)

(Amount in thousand)

HS Code - Commodities/Countries	2024 - 2025		2025 - 2026	
	Amount (BDT)	Amount (USD)	Amount (BDT)	Amount (USD)
Korea, Republic Of	385	3		
Spain	50201	410		
Sweden	165	1	1260	10
Switzerland	1956	16		
United States of America (USA)			88639	722
168476 Automatic goods-vending machines	**14550**	**120**	**13690**	**112**
Belgium	61	1		
China People'S Republic (P.R)	10488	87	8679	71
India	3953	32	5011	41
Italy	48	0		
168477 Machinery for working rubber/plastics	**9452040**	**78215**	**15883448**	**129859**
Australia			338	3
Austria	15359	127	19629	161
Belgium	3038	25	94	1
Bulgaria			992	8
Canada	99178	813	118540	966
Chile			21	0
China People'S Republic (P.R)	7017684	58085	10273937	83998
Czech Republic	2408	20	1930	16
Denmark	117	1		
France	937	8	1837	15
Germany	150559	1250	721993	5908
Greece			304	2
Hong Kong: Sar Of China	17081	141	49937	407
Hungary	86	1		
India	712350	5892	908694	7425
Indonesia			3845	31
Ireland	99	1	1189	10
Italy	271652	2252	628622	5132
Japan	132692	1095	253383	2074
Korea, Republic Of	85824	711	270928	2216
Luxembourg	926	8	213518	1746
Malaysia	2618	22	1051	9
Mexico			41982	344
Netherlands	1073	9		
Philippines	264	2		
Poland	13	0		
Singapore	19602	165	16942	138
Slovakia			184	2
Slovenia	391	3		
South Africa			1778	15
Spain	139822	1143	336154	2741
Sri Lanka	819	7		
Sweden	506	4	14	0
Switzerland	121521	998	513880	4201
Taiwan: Province Of China	604691	5015	1483900	12145

Import payments by commodities/countries Table-3.1 (Contd.)
(Four digit level HS code)

(First two digit section, second two digit chapter and last two digit indicate four digit level commodities)

(Amount in thousand)

HS Code - Commodities/Countries	2024 - 2025		2025 - 2026	
	Amount (BDT)	Amount (USD)	Amount (BDT)	Amount (USD)
Thailand	30101	247	3559	29
Turkey	82	1	4909	40
United Arab Emirates (UAE)			5421	44
United Kingdom (UK)	2480	21	261	2
United States of America (USA)	18066	148	911	7
Viet Nam			2776	23
168478 Machinery preparng/making up tobaco	**1040132**	**8611**	**3736499**	**30482**
Australia	1031	8		
Austria	7801	64		
Belgium	72547	605		
Bulgaria			880	7
China People'S Republic (P.R)	79929	662	96190	784
Czech Republic	6034	50	792	6
Denmark			2110179	17190
France	1928	16	4059	33
Germany	449922	3724	601843	4926
Greece			813	7
Hungary	4048	34	2410	20
India	21972	180	103939	848
Italy	62016	509	58757	480
Japan	386	3	358	3
Korea, Republic Of	152631	1268	185688	1513
Malaysia	3937	32	34890	286
Malta			235	2
Mexico			939	8
Netherlands	38750	323	16596	136
Pakistan			9635	79
Poland	4668	39	1614	13
Romania			8	0
Serbia	295	2	686	6
Singapore	632	5	187	2
Slovakia			789	6
Sweden			216	2
Switzerland	36265	298	263115	2152
Taiwan: Province Of China	15886	132	11829	96
Thailand	10543	88	39210	321
Turkey			77340	631
United Kingdom (UK)	57584	476	100864	824
United States of America (USA)	11005	91	12426	102
Viet Nam	322	3	12	0
168479 Mechanical appl indivial func. n.i.e	**18206842**	**150644**	**23352170**	**190909**
Australia	6875	56	2628	22
Austria	72234	592	2036	17
Belgium	522063	4287	613701	5037
Canada	29	0	31380	257
Chile			17	0
China People'S Republic (P.R)	8288734	68431	11920039	97467

Import payments by commodities/countries Table-3.1 (Contd.)
(Four digit level HS code)

(First two digit section, second two digit chapter and last two digit indicate four digit level commodities)

(Amount in thousand)

HS Code - Commodities/Countries		2024 - 2025		2025 - 2026	
		Amount (BDT)	Amount (USD)	Amount (BDT)	Amount (USD)
	Cote D'Ivoire			2	0
	Czech Republic	541	4	75549	616
	Denmark	343478	2894	2762	23
	Finland	9693	80	148029	1208
	France	95699	798	232289	1894
	Germany	1177768	9751	792042	6480
	Greece			6	0
	Hong Kong: Sar Of China	3380	28	28307	231
	Hungary	675	6	16334	134
	India	3478675	28819	4537792	37060
	Indonesia	55062	456	304842	2487
	Ireland	34007	279	7081	58
	Italy	898640	7456	480126	3920
	Japan	732474	6085	689737	5638
	Korea, Republic Of	819074	6760	1949718	15945
	Latvia	621	5	940	8
	Lithuania	2355	19		
	Luxembourg	2400	20		
	Malaysia	87378	718	121935	999
	Mexico	243	2	7	0
	Netherlands	3088	26	37814	308
	Norway	124	1	831	7
	Pakistan	1149	9	2848	23
	Poland	14899	124	12364	101
	Portugal	6921	58	1534	12
	Russian Federation	3	0		
	Serbia	13	0	351	3
	Singapore	13565	113	117455	959
	Slovakia	2	0	136	1
	Slovenia	12209	100	3774	31
	South Africa			20	0
	Spain	139373	1143	15171	124
	Sri Lanka			2555	21
	Sweden	71775	599	24075	197
	Switzerland	22803	190	15741	129
	Taiwan: Province Of China	253549	2115	380038	3113
	Tajikistan			385	3
	Thailand	121833	1015	52686	431
	Turkey	700659	5839	278748	2279
	Ukraine	26035	213	192283	1574
	United Arab Emirates (UAE)	1267	11	80473	656
	United Kingdom (UK)	53641	444	82301	671
	United States of America (USA)	75918	635	21700	177
	Viet Nam	55920	464	71586	588
168480	**Moulding boxes for metal foundry etc.**	**7607970**	**62993**	**9668119**	**79055**
	Canada	30	0		
	Central African Republic	177	1		
	Chile			448	4
	China People'S Republic (P.R)	6332251	52443	8155073	66684

Import payments by commodities/countries Table-3.1 (Contd.)
(Four digit level HS code)

(First two digit section, second two digit chapter and last two digit indicate four digit level commodities)

(Amount in thousand)

HS Code - Commodities/Countries	2024 - 2025		2025 - 2026	
	Amount (BDT)	Amount (USD)	Amount (BDT)	Amount (USD)
France			273	2
Germany	65951	545	19587	160
Greece			61	0
Hong Kong: Sar Of China	11502	95	57567	469
India	413358	3437	248199	2029
Indonesia	2172	18	16647	136
Italy	184289	1528	240172	1965
Japan	72589	598	41907	343
Korea, Republic Of	131443	1086	128153	1050
Luxembourg	19662	161	196036	1605
Malaysia	3	0		
Pakistan	49	0	181	1
Philippines	26	0	337	3
Portugal	7352	60	6986	57
Romania			227	2
Singapore	2	0	14588	119
Spain	1119	9		
Sri Lanka			2066	17
Switzerland			54920	447
Taiwan: Province Of China	116703	966	130361	1065
Thailand	56558	465	121117	988
Turkey	125790	1027	158446	1296
Ukraine	6477	53	2488	20
United Arab Emirates (UAE)	11460	96	17960	147
United Kingdom (UK)	1262	10	307	3
United States of America (USA)	23439	192	347	3
Viet Nam	24308	200	53665	439
168481 Taps, cocks, valves & similar etc.	**8715948**	**72119**	**9807566**	**80199**
Argentina			620	5
Australia			2029	17
Austria	21714	179	19339	158
Belarussia	5	0	60	0
Belgium	101929	844	57186	468
Bosnia And Herzegovina	390	3		
Brazil	6393	54	397	3
Bulgaria	606	5	901	7
Canada	6603	54	7356	60
Chile			22	0
China People'S Republic (P.R)	4386851	36289	4485860	36686
Croatia			40	0
Czech Republic	17175	141	15552	127
Denmark	40694	333	27868	227
Estonia	964	8	50	0
Finland	11065	91	66188	541
France	31067	257	40587	332
Germany	534714	4420	688575	5627
Ghana	0	0		
Greece	2865	24	4422	36

Import payments by commodities/countries Table-3.1 (Contd.)
(Four digit level HS code)

(First two digit section, second two digit chapter and last two digit indicate four digit level commodities)

(Amount in thousand)

HS Code - Commodities/Countries	2024 - 2025		2025 - 2026	
	Amount (BDT)	Amount (USD)	Amount (BDT)	Amount (USD)
Hong Kong: Sar Of China	11218	92	6077	50
Hungary	9136	76	8129	66
India	585996	4840	649519	5313
Indonesia	10408	86	10558	86
Int. Bodies (Eu)			6395	52
Ireland	803	7	6170	51
Italy	247240	2049	1212879	9917
Japan	275820	2289	272476	2229
Kazakhstan	400	3	13	0
Korea, Republic Of	320806	2675	119366	974
Lithuania	244	2		
Luxembourg			3998	33
Malaysia	62143	512	67951	555
Mexico	15927	132	22789	186
Morocco			678	6
Netherlands	21713	179	29470	241
New Zealand	400	3	4792	39
Norway	4698	39	10271	84
Pakistan	10657	90	430	4
Philippines	548	4	291	2
Poland	16201	134	25146	206
Portugal	2763	23	1210	10
Romania	2973	24	2793	23
Saudi Arabia			1466	12
Serbia			35	0
Singapore	211967	1744	163882	1337
Slovakia	4916	40	999	8
Slovenia	870	7	757	6
Spain	25257	210	27437	224
Sri Lanka	2	0	70	1
Sweden	18025	149	24494	200
Switzerland	32391	269	24508	200
Taiwan: Province Of China	22606	188	19570	160
Thailand	920479	7626	920701	7530
Turkey	95436	788	60101	493
United Arab Emirates (UAE)	145544	1206	210781	1727
United Kingdom (UK)	216327	1787	218011	1784
United States of America (USA)	254986	2109	250396	2045
Viet Nam	4013	33	5907	48
168482 Ball/ roller bearings	**5581746**	**46192**	**6189803**	**50626**
Argentina	85	1	4	0
Australia	204	2	1328	11
Austria	41948	349	35820	293
Belgium	23512	197	19953	163
Bosnia And Herzegovina			109	1
Brazil	756	6	40	0
Bulgaria	330	3	2167	18
Cambodia			75	1
Canada	1018	8	1061	9
Chile			501	4

Import payments by commodities/countries Table-3.1 (Contd.)
(Four digit level HS code)

(First two digit section, second two digit chapter and last two digit indicate four digit level commodities)

(Amount in thousand)

HS Code - Commodities/Countries	2024 - 2025		2025 - 2026	
	Amount (BDT)	Amount (USD)	Amount (BDT)	Amount (USD)
China People'S Republic (P.R)	3971375	32868	4260936	34848
Czech Republic	9727	80	3492	29
Denmark	8257	68	4605	38
Finland	2561	21	13970	114
France	24571	204	61470	503
Germany	190263	1577	270254	2209
Greece			7234	59
Hong Kong: Sar Of China	8606	71	8427	69
Hungary	420	3	406	3
India	601497	4973	687897	5628
Indonesia	5810	48	12207	100
Ireland	186	2		
Italy	53102	440	97774	800
Japan	290458	2403	251838	2060
Jordan			8	0
Korea, Republic Of	63625	529	72752	594
Latvia	1293	11		
Malaysia	18826	155	15375	126
Mexico	2439	20	3292	27
Montenegro	6	0		
Morocco	44	0		
Netherlands	2665	22	15609	128
Norway	1051	9	1146	9
Pakistan	188	2	81	1
Philippines	38431	319	25671	210
Poland	2359	20	394	3
Portugal	19	0	582	5
Romania	23517	192	31899	261
Serbia	496	4	49	0
Singapore	3108	26	8861	72
Slovakia	7718	64	3614	30
Slovenia	12	0	144	1
South Africa	54	0		
Spain	32189	264	2218	18
Sri Lanka			8	0
Swaziland			4787	39
Sweden	14877	124	30393	249
Switzerland	20202	167	20623	169
Taiwan: Province Of China	29287	241	28731	235
Thailand	38961	320	27829	228
Turkey	7220	61	8328	68
Ukraine			1	0
United Arab Emirates (UAE)	1784	15	11983	98
United Kingdom (UK)	6917	58	14344	117
United States of America (USA)	25597	211	117364	961
Viet Nam	4172	35	2153	18
168483 Transmission shafts, crank, bearing etc.	**4377983**	**36209**	**5642623**	**46130**
Argentina	3	0		

Import payments by commodities/countries Table-3.1 (Contd.)
(Four digit level HS code)

(First two digit section, second two digit chapter and last two digit indicate four digit level commodities)

(Amount in thousand)

HS Code - Commodities/Countries	2024 - 2025		2025 - 2026	
	Amount (BDT)	Amount (USD)	Amount (BDT)	Amount (USD)
Australia	5754	48	18625	152
Austria	160183	1318	206174	1686
Belgium	10072	83	13161	108
Bosnia And Herzegovina	22	0		
Brazil	359	3	91	1
Bulgaria			116385	951
Canada	3111	26	382	3
Chile			2	0
China People'S Republic (P.R)	2173418	17963	2421600	19795
Croatia	41	0	278	2
Czech Republic	9580	79	12961	106
Denmark	6956	57	7612	62
Estonia	3265	27		
Finland	8364	68	20459	168
France	22949	189	144946	1185
Germany	659284	5477	872971	7134
Greece	508	4	200	2
Hong Kong: Sar Of China	5051	42	7740	63
Hungary	917	8	13129	107
India	589441	4874	637170	5210
Indonesia	2037	17	14423	118
Ireland	1448	12	93	1
Italy	163724	1351	274784	2247
Japan	139210	1145	113008	924
Korea, Republic Of	31439	259	28520	233
Luxembourg			1657	14
Malaysia	3641	30	1919	16
Malta	8	0	450	4
Mexico	2965	25	306	3
Netherlands	14666	121	18315	150
Norway	13639	113	159	1
Pakistan	7213	60	3233	26
Poland	17331	145	12493	102
Romania	5559	46	7227	59
San Marino			462	4
Serbia	116	1	492	4
Singapore	10239	85	38768	316
Slovakia	4797	40	12114	99
Slovenia	6464	54	4130	34
South Africa	6	0		
Spain	5948	49	12870	105
Sri Lanka			46	0
Sweden	16658	139	13893	114
Switzerland	78288	648	74662	610
Taiwan: Province Of China	35210	291	47001	385
Thailand	22062	183	17563	144
Tunisia			187	2
Turkey	29075	242	10139	83
United Arab Emirates (UAE)	4232	35	17551	144
United Kingdom (UK)	36169	301	121928	998

Import payments by commodities/countries Table-3.1 (Contd.)
(Four digit level HS code)

(First two digit section, second two digit chapter and last two digit indicate four digit level commodities)

(Amount in thousand)

HS Code - Commodities/Countries	2024 - 2025		2025 - 2026	
	Amount (BDT)	Amount (USD)	Amount (BDT)	Amount (USD)
United States of America (USA)	61315	507	288832	2362
Viet Nam	5243	43	11514	94
168484 Gaskets & similar joints of metal sheeting etc.	**6125095**	**50967**	**1180899**	**9662**
Argentina	3386	29		
Australia	56	0	2651	22
Austria	7737	64	2550	21
Bahrain			5	0
Belgium	66373	546	23155	189
Brazil	4623	38	9	0
Canada	1740	15	3484	29
China People'S Republic (P.R)	5259654	43812	346305	2832
Colombia			2	0
Czech Republic	2453	20	4884	40
Denmark	4843	40	5097	42
Estonia			95	1
Finland	5803	47	27924	228
France	4185	35	5012	41
Germany	235598	1942	251585	2061
Greece			236	2
Hong Kong: Sar Of China	1515	12	941	8
Hungary	691	6	484	4
India	239412	1986	145344	1189
Indonesia	170	1	1770	14
Ireland	343	3	1772	15
Italy	29322	242	107546	880
Japan	50432	416	38828	318
Jordan			11	0
Kazakhstan	48	0	4	0
Korea, Republic Of	1072	9	14070	115
Malaysia	2503	21	5559	45
Mexico	1509	12	3948	32
Netherlands	529	4	10244	84
Norway	4409	36	6850	56
Pakistan	4	0	25	0
Philippines			1455	12
Poland	182	1	426	3
Romania			132	1
Seychelles			882	7
Singapore	2838	24	3730	30
Slovakia			192	2
Spain	1069	9	1617	13
Sri Lanka			3	0
Sweden	1169	10	7260	60
Switzerland	498	4	1461	12
Taiwan: Province Of China	21581	181	8255	68
Thailand	4555	37	60	0
Turkey	2331	19	803	7
United Arab Emirates (UAE)	1662	14	12570	103

Import payments by commodities/countries Table-3.1 (Contd.)
(Four digit level HS code)

(First two digit section, second two digit chapter and last two digit indicate four digit level commodities)

(Amount in thousand)

HS Code - Commodities/Countries		2024 - 2025		2025 - 2026	
		Amount (BDT)	Amount (USD)	Amount (BDT)	Amount (USD)
	United Kingdom (UK)	7341	61	19802	162
	United States of America (USA)	152932	1266	103704	849
	Viet Nam	527	4	8156	67
168485	**Machines for additive manufacturing**	**50584**	**421**	**2554**	**21**
	China People'S Republic (P.R)	4451	37	1529	12
	India	22674	186	205	2
	Japan	23359	197		
	Korea, Republic Of	28	0		
	Portugal			819	7
	Sweden	73	1		
168486	**Machines & apparatus used semiconductor devices etc.**	**37863**	**310**	**7140**	**58**
	China People'S Republic (P.R)	4205	35	2421	20
	Germany	27871	228	3256	27
	Hong Kong: Sar Of China			600	5
	India	231	2	390	3
	Korea, Republic Of	960	8	244	2
	Singapore	55	0	211	2
	Taiwan: Province Of China	212	2	19	0
	United States of America (USA)	4329	35		
168487	**Machinery parts,not cont. elect. connectors**	**2511811**	**20793**	**1659453**	**13576**
	Australia	2378	20	27	0
	Austria	13001	108	16445	135
	Bahrain			188	2
	Belgium	50378	415	18606	152
	Bosnia And Herzegovina	59	1		
	Brazil	69	1	214	2
	Bulgaria	1716	14	297	2
	Canada	2682	22	1153	9
	China People'S Republic (P.R)	715404	5930	421442	3448
	Czech Republic	14162	116	12875	105
	Denmark	7756	64	4060	33
	El Salvador	792	7	2295	19
	Estonia	18	0		
	Finland	3033	25	62304	509
	France	19491	162	21166	173
	Germany	470784	3901	287541	2353
	Greece			48	0
	Hong Kong: Sar Of China	2878	24	159	1
	Hungary	854	7	4026	33
	India	216852	1798	95551	781
	Indonesia	7836	65	1806	15
	Int. Bodies (Eu)	552	5		
	Ireland	257	2	18584	153
	Italy	173591	1437	223015	1826
	Japan	56479	467	34851	285
	Korea, Republic Of	38984	321	27454	225
	Libyan Arab Jamahiriya	76	1		

Import payments by commodities/countries Table-3.1 (Contd.)
(Four digit level HS code)

(First two digit section, second two digit chapter and last two digit indicate four digit level commodities)

(Amount in thousand)

HS Code - Commodities/Countries	2024 - 2025		2025 - 2026	
	Amount (BDT)	Amount (USD)	Amount (BDT)	Amount (USD)
Liechtenstein	58	0		
Luxembourg	623	5	2456	20
Malaysia	2247	19	2791	23
Mexico	8590	71	9034	74
Netherlands	51181	425	51095	418
New Zealand	1	0	192	2
Norway	4436	36	1628	13
Pakistan	925	8	1054	9
Poland	5664	47	4232	35
Portugal	616	5	1021	8
Romania	52575	431	1043	9
Russian Federation			73	1
Serbia	542	5		
Singapore	4464	37	25230	207
Slovakia	1089	9	248	2
Slovenia	319	3		
Spain	12938	106	6185	50
Sri Lanka	389	3	1795	15
Sweden	7478	62	16860	138
Switzerland	32563	270	97121	793
Taiwan: Province Of China	30332	250	11507	94
Thailand	32833	270	7591	62
Tunisia			70	1
Turkey	5213	43	3869	32
United Arab Emirates (UAE)	1949	16	5117	42
United Kingdom (UK)	296401	2454	69481	568
United States of America (USA)	147560	1218	85019	696
Viet Nam	10743	88	638	5
168500 Electrical machinery and equipment and parts thereof; sound recorders and reproducers, television imageand sound recorders and reproducers and parts and accessories of such articles	**295919988**	**2451040**	**302143243**	**2470326**
168501 Electric motors and generator	**12568521**	**104213**	**10169863**	**83128**
Argentina	236	2		
Australia			579	5
Austria	10599	87	11800	97
Belgium	1748	14	14543	119
Bosnia And Herzegovina			81	1
Brazil	5676	47	3923	32
Bulgaria	416	3	505	4
China People'S Republic (P.R)	9443486	78280	8445116	69028
Czech Republic	33286	274	16551	135
Denmark	2095	17	1260	10
Finland	6887	57	9594	78
France	20153	167	28036	230
Germany	438869	3645	340234	2783
Greece			1212	10
Honduras	6202	53		
Hong Kong: Sar Of China	4930	41	56542	461

Import payments by commodities/countries Table-3.1 (Contd.)
(Four digit level HS code)

(First two digit section, second two digit chapter and last two digit indicate four digit level commodities)

(Amount in thousand)

HS Code - Commodities/Countries	2024 - 2025		2025 - 2026	
	Amount (BDT)	Amount (USD)	Amount (BDT)	Amount (USD)
Hungary	1202	10	1068	9
India	659476	5453	583725	4770
Indonesia	3008	25	10242	84
Ireland	1203	10	300	2
Italy	187288	1555	147235	1203
Japan	46398	386	59011	483
Korea, Republic Of	14128	117	31114	254
Lithuania	2146	18		
Malaysia	5485	45	6929	57
Malta			46	0
Mexico	3064	25	7633	62
Netherlands	7329	61	2143	18
Norway	88835	729		
Pakistan	51805	428	62950	514
Philippines	411	3	95	1
Poland	16009	133	7158	58
Portugal	912	8	959	8
Romania	1073	9	2639	22
Serbia			876	7
Singapore	49553	406	9218	75
Slovakia	292	2	1603	13
Slovenia	340	3	2366	19
Spain	8073	67	7055	58
Sri Lanka			497	4
Sweden	3057	25	2147	18
Switzerland	32774	271	28188	231
Taiwan: Province Of China	63451	528	43646	357
Thailand	64038	529	60519	496
Turkey	10842	90	10402	85
United Arab Emirates (UAE)	16430	135	1127	9
United Kingdom (UK)	17427	145	37889	310
United States of America (USA)	1055219	8790	32689	267
Viet Nam	182667	1517	78417	642
168502 Electric generating sets, rotary converters	**16078382**	**133099**	**15925050**	**130198**
Albania	19132	162		
Australia	237	2		
Austria	868244	7162	754863	6182
Belgium	360	3		
Bosnia And Herzegovina			71	1
Canada	18589	152	61103	502
China People'S Republic (P.R)	5506173	45597	4678579	38243
Croatia	20620	174		
Czech Republic			17245	142
Denmark	19113	157		
France	235244	1951	203881	1668
Germany	2008379	16633	2992895	24473
Hong Kong: Sar Of China	17824	148	11891	97
India	311493	2575	447456	3658

Import payments by commodities/countries Table-3.1 (Contd.)
(Four digit level HS code)

(First two digit section, second two digit chapter and last two digit indicate four digit level commodities)

(Amount in thousand)

HS Code - Commodities/Countries	2024 - 2025		2025 - 2026	
	Amount (BDT)	Amount (USD)	Amount (BDT)	Amount (USD)
Indonesia	29359	241	26993	221
Italy	376584	3112	555350	4539
Japan	66945	556	57106	468
Korea, Republic Of	172863	1448	70994	581
Latvia	28780	235	22587	185
Lebanon			3466	28
Malaysia	171915	1420	102564	838
Mexico			70	1
Netherlands	485027	4010	16267	133
Norway	232385	1914		
Portugal	2306	19	1075	9
Romania	768	7		
Russian Federation	1342	11		
Singapore	121958	1007	32793	268
Spain	23615	199	220606	1803
Sweden			36685	300
Taiwan: Province Of China	106	1	207	2
Thailand	410147	3376	334	3
Tunisia			12317	101
Turkey	232722	1926	367758	3012
United Arab Emirates (UAE)	21484	179	209677	1714
United Kingdom (UK)	2646544	21883	2644834	21616
United States of America (USA)	1965506	16319	2296575	18769
Viet Nam	62619	521	78809	644
168503 Parts electric motor,gen. Set	**4410628**	**36534**	**2197348**	**17967**
Argentina			477	4
Australia	502	4		
Austria	12512	104	5958	49
Belgium	25895	212	1010	8
Bosnia And Herzegovina	118	1	1090	9
Brazil	0	0	510	4
Bulgaria	1097	9		
China People'S Republic (P.R)	2766433	22867	1545288	12629
Czech Republic	1965	16	13698	112
Denmark	635	5	45072	368
Estonia			1707	14
Finland	17289	143	1413	12
France	43479	361	989	8
Germany	1058088	8813	78265	642
Hong Kong: Sar Of China	1079	9	138	1
Hungary	15	0	308	3
India	59416	493	109894	899
Indonesia	111	1	14183	116
Ireland	34	0	1342	11
Italy	41240	339	138971	1139
Japan	7113	59	20221	166
Korea, Republic Of	2599	21	14513	118
Lithuania	742	6		
Malaysia	109	1	10	0

(First two digit section, second two digit chapter and last two digit indicate four digit level commodities)

(Amount in thousand)

HS Code - Commodities/Countries	2024 - 2025		2025 - 2026	
	Amount (BDT)	Amount (USD)	Amount (BDT)	Amount (USD)
Mexico	2073	17	4343	36
Netherlands	5074	42	6816	56
New Zealand	32	0		
Pakistan	138	1	2263	19
Philippines	267	2		
Poland	1043	9	4140	34
Romania	1900	16	947	8
Singapore	12909	107	6631	54
Slovakia	2413	20	3764	31
Spain	23379	195		
Sweden	964	8	1254	10
Switzerland	6244	51	12506	102
Taiwan: Province Of China	13924	114	4834	40
Thailand	2313	19	3094	25
Turkey	2	0	1895	15
United Arab Emirates (UAE)	131797	1098	6692	55
United Kingdom (UK)	76160	627	27821	228
United States of America (USA)	89529	741	113136	925
Viet Nam	0	0	2154	18
168504 Electric transformer, inductors etc.	**18519740**	**153149**	**17835970**	**145815**
Australia	1237	10	103	1
Austria	9953	83	15029	123
Belgium	6648	55	8867	73
Brazil	2450	20		
Bulgaria	4026	33	9264	76
Canada	1636	14	32271	264
Chile	402	3	856	7
China People'S Republic (P.R)	12653322	104749	12606425	103085
Cote D'Ivoire	29	0		
Croatia			767	6
Czech Republic	11914	99	10838	88
Denmark	28349	235	33538	274
Egypt	4248	35		
Estonia	2555	21	1561	13
Finland	48470	403	43289	354
France	43927	362	90166	738
Germany	1106392	9118	1009244	8249
Greece	54	0	1816	15
Honduras	4990	42		
Hong Kong: Sar Of China	194664	1609	47472	388
Hungary	6997	58	7641	62
India	2248515	18609	2427880	19821
Indonesia	95750	797	8643	71
Int. Bodies (Eu)			211	2
Ireland	1717	14	92	1
Italy	159477	1315	305377	2496
Japan	274462	2286	121504	995
Korea, Republic Of	50896	420	72274	591
Latvia			55	0

Import payments by commodities/countries Table-3.1 (Contd.)
(Four digit level HS code)

(First two digit section, second two digit chapter and last two digit indicate four digit level commodities)

(Amount in thousand)

HS Code - Commodities/Countries		2024 - 2025		2025 - 2026	
		Amount (BDT)	Amount (USD)	Amount (BDT)	Amount (USD)
	Lithuania			791	6
	Luxembourg			481	4
	Malaysia	38365	315	35855	293
	Malta	0	0		
	Mexico	8213	68	14933	122
	Morocco			265	2
	Netherlands	6012	49	3581	29
	Norway			18153	148
	Philippines	1877	15	18297	149
	Poland	11671	97	2692	22
	Portugal	1317	11	3442	28
	Romania	6122	50	4600	38
	Singapore	62933	523	67525	552
	Slovakia	2160	18	158	1
	Slovenia	461	4	3	0
	Spain	10859	90	69205	566
	Sri Lanka	68	1	1709	14
	Sweden	26028	214	39933	326
	Switzerland	55276	461	84867	694
	Taiwan: Province Of China	31565	260	49830	407
	Thailand	13941	115	241444	1977
	Tunisia	6	0	4	0
	Turkey	162863	1337	74554	610
	United Arab Emirates (UAE)	2417	20	1956	16
	United Kingdom (UK)	51734	427	51904	425
	United States of America (USA)	952290	7768	52963	433
	Viet Nam	110484	916	141639	1158
168505	**Electro-magnets;and articles**	**385147**	**3187**	**315052**	**2575**
	Austria	2242	18	3751	31
	Belgium	3	0	20317	166
	Brazil			64	1
	Bulgaria	9	0	284	2
	China People'S Republic (P.R)	204068	1682	172780	1412
	Czech Republic	2209	19	76	1
	France	4978	41	10785	88
	Germany	10880	90	13241	108
	Hong Kong: Sar Of China	596	5	248	2
	Hungary	22	0		
	India	72153	594	49939	409
	Indonesia			20	0
	Italy	22414	188	19359	158
	Japan	1365	11	3329	27
	Korea, Republic Of	1	0	1577	13
	Mexico	219	2	52	0
	Netherlands	907	7	12	0
	Philippines	47280	398		
	Poland			242	2
	Portugal	70	1		
	Romania	551	5	525	4

Import payments by commodities/countries Table-3.1 (Contd.)
(Four digit level HS code)

(First two digit section, second two digit chapter and last two digit indicate four digit level commodities)

(Amount in thousand)

HS Code - Commodities/Countries		2024 - 2025		2025 - 2026	
		Amount (BDT)	Amount (USD)	Amount (BDT)	Amount (USD)
	Singapore	98	1	473	4
	Slovenia	215	2		
	Spain	19	0	811	7
	Sri Lanka	44	0		
	Sweden	250	2		
	Switzerland	2444	20	1024	8
	Taiwan: Province Of China	1480	12	3075	25
	Thailand	560	5		
	Turkey	838	7	3242	26
	United Arab Emirates (UAE)			140	1
	United Kingdom (UK)	2029	17	7193	59
	United States of America (USA)	7201	59	2201	18
	Viet Nam			293	2
168506	**Primary cels & primary baterie**	**94115**	**778**	**280298**	**2291**
	China People'S Republic (P.R)	66180	546	141544	1157
	France	6	0	46	0
	Germany	3331	28	38	0
	Hong Kong: Sar Of China	825	7	277	2
	India	12416	104	11594	95
	Indonesia			45168	369
	Italy			13	0
	Japan	188	2	3656	30
	Korea, Republic Of	106	1		
	Malaysia			521	4
	Singapore	2527	21	2006	16
	Switzerland	4189	34	5564	45
	Taiwan: Province Of China			1496	12
	United Kingdom (UK)			18	0
	United States of America (USA)	1439	12	2294	19
	Viet Nam	2909	24	66065	540
168507	**Electric accumulator;**	**11620756**	**96334**	**14264074**	**116616**
	Australia			48	0
	Austria			100	1
	Belgium	1152	10	246	2
	Brazil	2211	18	1908	16
	Canada	10041	85		
	Chile			14	0
	China People'S Republic (P.R)	9448035	78276	12035853	98407
	Czech Republic	244	2	8	0
	Denmark			66	1
	Finland			22526	183
	France	1223	10	1105	9
	Germany	17053	142	62497	511
	Greece	6030	50	1794	15
	Hong Kong: Sar Of China	523218	4369	64863	530
	Hungary			107	1

Import payments by commodities/countries Table-3.1 (Contd.)
(Four digit level HS code)

(First two digit section, second two digit chapter and last two digit indicate four digit level commodities)

(Amount in thousand)

HS Code - Commodities/Countries	2024 - 2025		2025 - 2026	
	Amount (BDT)	Amount (USD)	Amount (BDT)	Amount (USD)
India	826216	6855	1148851	9383
Indonesia	474786	3944	374479	3063
Italy	49967	416	59178	485
Japan	12944	107	24425	199
Korea, Republic Of	44773	372	7955	65
Malaysia	130	1	1076	9
Mexico			15	0
Netherlands			1201	10
New Zealand	12	0		
Philippines	160	1	1202	10
Poland	27031	223	27283	223
Portugal			1688	14
Singapore	9541	79	14065	115
Slovenia	4559	38	2192	18
Spain	630	5	2	0
Sri Lanka			2793	23
Sweden	34145	281	61793	504
Switzerland			41734	341
Taiwan: Province Of China	821	7	19683	161
Thailand	17364	144	12197	100
Turkey			34	0
United Arab Emirates (UAE)	1326	11	1583	13
United Kingdom (UK)	4115	34	1424	12
United States of America (USA)	8377	69	9089	74
Viet Nam	94651	784	258995	2119
168508 Vcuum cleaners	**78410**	**650**	**106173**	**868**
Australia			53	0
Belgium	59	0		
China People'S Republic (P.R)	44519	369	51881	424
France	0	0	6	0
Germany	4280	36	6435	53
Hong Kong: Sar Of China			124	1
Hungary	4	0		
India	7401	61	4104	34
Italy	7848	65	34878	285
Japan			17	0
Korea, Republic Of	2252	19	1	0
Lithuania	395	3	63	1
Malaysia	1571	13	2746	22
Romania	5147	42	523	4
Russian Federation	1	0		
Singapore	45	0		
Thailand	2064	17	3911	32
Turkey	13	0		
United Arab Emirates (UAE)	2419	20		
United Kingdom (UK)	134	1	1417	12
United States of America (USA)	171	1	16	0

(First two digit section, second two digit chapter and last two digit indicate four digit level commodities)

(Amount in thousand)

HS Code - Commodities/Countries	2024 - 2025		2025 - 2026	
	Amount (BDT)	Amount (USD)	Amount (BDT)	Amount (USD)
Viet Nam	86	1		
168509 Eletro-mechanical domestic appliances	**1088484**	**9015**	**925248**	**7562**
Australia	2	0	96	1
Chad			2137	18
China People'S Republic (P.R)	175980	1455	277384	2268
France			31	0
Germany	9	0	314	3
Greece	10	0		
Hong Kong: Sar Of China	15	0	3097	25
Hungary			245	2
India	841893	6975	609153	4978
Indonesia	4065	34	3964	32
Italy	418	3	7137	58
Korea, Republic Of	422	3		
Malaysia	688	6	843	7
Poland			157	1
Singapore	8835	72	238	2
Switzerland			242	2
Taiwan: Province Of China	66	1	236	2
Thailand	98	1	71	1
Turkey	28	0	23	0
United Arab Emirates (UAE)	55679	461	19757	161
United Kingdom (UK)	217	2	122	1
United States of America (USA)	58	0		
Viet Nam	2	0		
168510 Electric shavers, hair clipper etc.	**62264**	**515**	**60329**	**493**
Australia	2	0		
Bosnia And Herzegovina			33	0
China People'S Republic (P.R)	54395	450	58578	479
Hong Kong: Sar Of China	88	1		
Hungary	659	5		
India	4378	36	319	3
Indonesia	1207	10	1090	9
Japan	452	4	35	0
Romania			122	1
Taiwan: Province Of China	502	4		
Thailand	43	0	153	1
Turkey	185	2		
United Arab Emirates (UAE)	352	3		
168511 Electrical ignition equipment, etc.	**1746282**	**14443**	**2176463**	**17807**
Austria	20862	174	22106	181
Bahrain			7	0
Belgium	567	5	27	0
Bosnia And Herzegovina	493	4	118	1
Brazil	744	6		
Bulgaria	280	2	729	6

Import payments by commodities/countries Table-3.1 (Contd.)
(Four digit level HS code)

(First two digit section, second two digit chapter and last two digit indicate four digit level commodities)

(Amount in thousand)

HS Code - Commodities/Countries	2024 - 2025		2025 - 2026	
	Amount (BDT)	Amount (USD)	Amount (BDT)	Amount (USD)
Canada	26741	220	47	0
China People'S Republic (P.R)	321182	2663	234393	1917
Czech Republic	315	3	31	0
Denmark	2022	17	20578	169
France	329	3	1329	11
Germany	215985	1786	171794	1404
Greece	2594	21		
Hong Kong: Sar Of China	927	8	118	1
Hungary	151	1	167	1
India	902874	7463	1459113	11941
Indonesia	3494	29	16746	137
Italy	22021	181	4512	37
Japan	89147	734	52265	428
Jordan			4	0
Korea, Republic Of	1072	9	2061	17
Malaysia	56	0	2985	24
Mexico	25333	209	18094	148
Netherlands	921	8	6831	56
Pakistan	4	0	870	7
Poland	2048	17	3510	29
Portugal			65	1
Romania	343	3	219	2
Singapore	9157	75	22334	183
Slovakia			1047	9
Slovenia	609	5	555	5
Spain			1728	14
Sweden	477	4	2124	17
Switzerland	760	6	3270	27
Taiwan: Province Of China	419	3	501	4
Thailand	1533	13	3713	30
Tunisia	1896	16		
Turkey	97	1	18	0
United Arab Emirates (UAE)	5650	46	4389	36
United Kingdom (UK)	47645	399	43889	359
United States of America (USA)	37339	308	73682	602
Viet Nam	195	2	494	4
168512 Electrical lighting/signaling equipment,etc	**1826770**	**15105**	**2677715**	**21900**
Austria	358	3	225	2
Belgium	28	0	31	0
Chad	754	6		
China People'S Republic (P.R)	683408	5650	747127	6113
Czech Republic			265	2
Finland	859	7		
France	7	0		
Germany	8268	68	3652	30
Hong Kong: Sar Of China	1697	14	1098	9
Hungary	6	0	13	0
India	1003638	8302	1489524	12182
Indonesia	74835	617	149580	1222

Import payments by commodities/countries Table-3.1 (Contd.)
(Four digit level HS code)

(First two digit section, second two digit chapter and last two digit indicate four digit level commodities)

(Amount in thousand)

HS Code - Commodities/Countries		2024 - 2025		2025 - 2026	
		Amount (BDT)	Amount (USD)	Amount (BDT)	Amount (USD)
	Italy	513	4	451	4
	Japan	11676	96	16187	133
	Korea, Republic Of	19370	160	20125	164
	Lithuania	6	0		
	Malaysia	451	4	101447	830
	Mexico	98	1	537	4
	Netherlands	2086	17	18212	149
	Pakistan	10	0	32	0
	Poland	8	0	58	0
	Serbia			11	0
	Singapore	1451	12	1674	14
	Slovakia			117	1
	Spain	738	6	427	3
	Sweden			65	1
	Taiwan: Province Of China	5330	44	2854	23
	Thailand	584	5	112133	917
	Turkey	7618	63	2594	21
	United Arab Emirates (UAE)	2816	23	8070	66
	United Kingdom (UK)	23	0	621	5
	United States of America (USA)	115	1	446	4
	Viet Nam	19	0	139	1
168513	**Portable electric lamps, dry batteries**	**740833**	**6161**	**582867**	**4766**
	China People'S Republic (P.R)	725177	6031	580257	4745
	Hong Kong: Sar Of China	2	0	814	7
	India	6144	51	1317	11
	Japan	218	2	147	1
	Korea, Republic Of	52	0	4	0
	Malaysia	325	3		
	Spain	7996	68		
	Taiwan: Province Of China			1	0
	Thailand	501	4		
	United Arab Emirates (UAE)	417	3	4	0
	United States of America (USA)			323	3
168514	**Industrial/lab electric furnaces, ovens, etc.**	**611080**	**5066**	**927912**	**7586**
	Austria	6895	58	2203	18
	Bulgaria	2855	24	4107	34
	Canada			5116	42
	China People'S Republic (P.R)	170249	1408	433202	3543
	Czech Republic	3311	27	2017	16
	Germany	28361	235	42679	349
	Hong Kong: Sar Of China	204	2	2285	19
	Hungary	44	0		
	India	276054	2290	320117	2616
	Indonesia			99	1
	Italy	25901	214	23850	196
	Japan	34918	293	6953	57
	Korea, Republic Of	10451	86	11863	97
	Malaysia			114	1

Import payments by commodities/countries Table-3.1 (Contd.)
(Four digit level HS code)

(First two digit section, second two digit chapter and last two digit indicate four digit level commodities)

(Amount in thousand)

HS Code - Commodities/Countries		2024 - 2025		2025 - 2026	
		Amount (BDT)	Amount (USD)	Amount (BDT)	Amount (USD)
	Netherlands	821	7	2477	20
	New Zealand			275	2
	Poland	1148	9	2708	22
	Singapore	1301	11		
	Spain	561	5	9	0
	Switzerland	13167	108	3866	32
	Taiwan: Province Of China	1954	16	29944	244
	Thailand	1183	10	3885	32
	Turkey	2711	22	1151	9
	United Arab Emirates (UAE)	55	0		
	United Kingdom (UK)	335	3	8756	72
	United States of America (USA)	28125	233	20104	165
	Viet Nam	475	4	130	1
168515	**Electric laser/photon beam , etc.**	**953714**	**7881**	**1034817**	**8461**
	Austria			388	3
	Brazil			87	1
	China People'S Republic (P.R)	725523	6000	869686	7112
	Czech Republic			503	4
	Denmark			543	4
	Germany	10311	84	30236	247
	Hong Kong: Sar Of China	1584	13	2198	18
	Hungary			255	2
	India	62784	519	18621	152
	Indonesia	380	3		
	Italy	57827	475	3051	25
	Japan	53934	446	48090	394
	Korea, Republic Of	1207	10	12960	106
	Malaysia	9223	76	2699	22
	Netherlands	6	0	54	0
	Poland	3146	26	2286	19
	Romania	9	0	44	0
	Serbia			444	4
	Singapore	772	6	2330	19
	Spain			2434	20
	Sri Lanka	29	0		
	Switzerland	9633	79	5032	41
	Taiwan: Province Of China	5804	48	13025	107
	Thailand	522	4	9910	81
	Turkey	3224	27	3999	33
	Ukraine			2848	23
	United Kingdom (UK)	2837	23	1856	15
	United States of America (USA)	4957	41	1180	10
	Viet Nam			59	0
168516	**Electric storage water heater, etc.**	**4013282**	**33235**	**4311030**	**35243**
	Australia	5	0		
	Austria	759	6	4414	36
	Belgium	315	3		

Import payments by commodities/countries Table-3.1 (Contd.)
(Four digit level HS code)

(First two digit section, second two digit chapter and last two digit indicate four digit level commodities)

(Amount in thousand)

HS Code - Commodities/Countries	2024 - 2025		2025 - 2026	
	Amount (BDT)	Amount (USD)	Amount (BDT)	Amount (USD)
Brazil			1185	10
Bulgaria	2077	17	2787	23
Canada			97	1
Chad			274	2
China People'S Republic (P.R)	3584574	29685	3915312	32007
Czech Republic	127	1	110	1
Denmark	743	6	947	8
Finland	236	2	505	4
France	2854	24	3052	25
Germany	29821	247	32206	263
Greece	22	0	34	0
Hong Kong: Sar Of China	31957	265	19427	159
Hungary			93	1
India	108557	899	92566	757
Indonesia	2294	19	3695	30
Ireland	59	0		
Italy	34468	286	30529	250
Japan	88034	730	45186	369
Korea, Republic Of	17459	145	30744	252
Luxembourg			63	1
Malaysia	47648	394	74574	609
Malta	81	1	1346	11
Mexico	25	0	877	7
Moldovia	211	2		
Myanmar			92	1
Netherlands	8702	71	201	2
Pakistan			20	0
Poland	86	1	311	3
Portugal			57	0
Romania	778	6	5524	45
Russian Federation	24	0		
Serbia	507	4	711	6
Singapore	4105	34	7574	62
Slovakia	153	1	43	0
Slovenia			104	1
Spain	504	4	75	1
Sri Lanka			549	4
Sweden	6922	57	861	7
Switzerland	2434	20	1476	12
Taiwan: Province Of China	10047	83	8851	72
Thailand	13207	109	4371	36
Turkey	947	8	4542	37
United Arab Emirates (UAE)	2558	21	298	2
United Kingdom (UK)	1294	11	1684	14
United States of America (USA)	3019	25	13435	110
Viet Nam	5669	47	227	2
168517 Telephone sets , other apparatus etc.	**45698441**	**379155**	**57158333**	**467203**
Australia	38290	319	52334	428

Import payments by commodities/countries Table-3.1 (Contd.)
(Four digit level HS code)

(First two digit section, second two digit chapter and last two digit indicate four digit level commodities)

(Amount in thousand)

HS Code - Commodities/Countries	2024 - 2025		2025 - 2026	
	Amount (BDT)	Amount (USD)	Amount (BDT)	Amount (USD)
Austria	4400	37	859	7
Belgium			1938	16
Canada	259724	2162	305880	2507
China People'S Republic (P.R)	40105805	332641	48428713	395829
Cyprus	178024	1506		
Czech Republic	154315	1281	24733	202
Denmark	100221	835	529	4
Estonia	94459	774		
Finland	5961	50	3177	26
France	19787	166	6009	49
Germany	195743	1619	843792	6908
Greece	19	0		
Hong Kong: Sar Of China	246030	2035	397706	3243
Hungary	474	4	34	0
India	350620	2882	596273	4869
Indonesia	1463	12	4050	33
Ireland	41	0		
Italy	577	5	11064	91
Japan	47891	401	109601	895
Korea, Republic Of	25115	208	495161	4061
Laos People'S Democratic Republic			5171	42
Latvia	15372	127	784	6
Lithuania	2883	24		
Macedonia	48355	407		
Malaysia	957417	7995	406932	3320
Mexico	234183	1941	37826	309
Netherlands	13016	108		
Norway	1562	13	4253	35
Philippines	5832	48	506	4
Poland	92048	780	128	1
Portugal	14	0		
Romania	535	4		
Singapore	104350	866	392790	3203
Spain	1694	14	205199	1682
Sri Lanka	8	0		
Sweden	203736	1714	15517	127
Switzerland	5496	45	207237	1695
Taiwan: Province Of China	217130	1817	58535	478
Thailand	399651	3335	138812	1136
Turkey	113987	950	77064	629
United Arab Emirates (UAE)	2659	22	12089	99
United Kingdom (UK)	6694	55	152120	1243
United States of America (USA)	730464	6055	1752833	14313
Viet Nam	712400	5896	2408683	19711
168518 Microphones & stands therefor;	**2102058**	**17419**	**3235557**	**26452**
Australia			13	0
Canada	20	0	30	0
China People'S Republic (P.R)	1852551	15354	2820088	23057

Import payments by commodities/countries Table-3.1 (Contd.)
(Four digit level HS code)

(First two digit section, second two digit chapter and last two digit indicate four digit level commodities)

(Amount in thousand)

HS Code - Commodities/Countries		2024 - 2025		2025 - 2026	
		Amount (BDT)	Amount (USD)	Amount (BDT)	Amount (USD)
	Czech Republic			435	4
	Denmark	1989	17		
	Egypt			54	0
	Finland	126	1	246	2
	France			42	0
	Germany	4867	41	19833	162
	Hong Kong: Sar Of China	11185	93	7076	58
	Hungary			9	0
	India	156141	1291	98448	805
	Indonesia	26295	216	35337	289
	Italy	418	3	523	4
	Japan	840	7	1639	13
	Korea, Republic Of	8080	67	10630	87
	Laos People'S Democratic Republic			931	8
	Malaysia	2270	19	1874	15
	Mexico	1453	12	8211	67
	Norway	868	7	2367	19
	Philippines			601	5
	Poland			405	3
	Portugal	80	1		
	Romania			125	1
	Singapore	369	3	5354	44
	Slovenia	148	1		
	South Africa	974	8		
	Spain	552	5	5876	48
	Sweden			1	0
	Switzerland			25	0
	Taiwan: Province Of China	15117	126	2680	22
	Thailand	2938	25	1770	14
	Turkey	78	1	60	0
	United Arab Emirates (UAE)	1608	13	2384	19
	United Kingdom (UK)	1660	14	54479	446
	United States of America (USA)	4929	41	19591	160
	Viet Nam	6503	54	134422	1098
168519	**Sound recording apparatus**	**268262**	**2216**	**299007**	**2445**
	China People'S Republic (P.R)	261369	2159	288416	2359
	Hong Kong: Sar Of China	1839	15	1158	9
	India	487	4	514	4
	Indonesia	896	8		
	Japan	153	1	179	1
	Korea, Republic Of	563	5	4409	36
	Malaysia	229	2	248	2
	Mexico			475	4
	Pakistan	25	0		
	Portugal			439	4
	Singapore			353	3

Import payments by commodities/countries Table-3.1 (Contd.)
(Four digit level HS code)

(First two digit section, second two digit chapter and last two digit indicate four digit level commodities)

(Amount in thousand)

HS Code - Commodities/Countries		2024 - 2025		2025 - 2026	
		Amount (BDT)	Amount (USD)	Amount (BDT)	Amount (USD)
	Thailand			158	1
	United Arab Emirates (UAE)	19	0		
	United States of America (USA)	335	3	2	0
	Viet Nam	2348	20	2656	22
168521	**Video-recording apparatus**	**111469**	**917**	**133058**	**1087**
	China People'S Republic (P.R)	98156	806	123786	1012
	France			7	0
	Germany			7467	61
	Hong Kong: Sar Of China	11974	100		
	India	241	2		
	Italy	3	0		
	Japan			773	6
	Korea, Republic Of	41	0		
	Malaysia	44	0		
	Russian Federation	2	0		
	Singapore	307	3	5	0
	Taiwan: Province Of China	109	1	1007	8
	Thailand	539	5		
	United Arab Emirates (UAE)	52	0	12	0
168522	**Parts & access of sound/video recording**	**33225**	**274**	**53670**	**439**
	China People'S Republic (P.R)	33093	273	53620	439
	Germany			13	0
	Hong Kong: Sar Of China	120	1	34	0
	Italy			3	0
	Japan	1	0		
	Korea, Republic Of	11	0		
168523	**Discs, tapes, smart cards etc.**	**29947061**	**247408**	**29539631**	**241490**
	Australia			78254	638
	Austria	1009	8	812	7
	Belgium			271	2
	Brazil	11151	92	6924	57
	Bulgaria			4026	33
	Canada	565392	4644	12658	104
	Chile			144	1
	China People'S Republic (P.R)	19686048	162681	18857131	154139
	Czech Republic	1173	10		
	Denmark	74	1	208	2
	Estonia	807846	6660	1036581	8494
	Finland	596816	4913	194677	1593
	France	401389	3331	302808	2473
	Germany	53854	444	1048009	8584
	Greece	1924461	15877	3172665	25917
	Honduras	1851	15		
	Hong Kong: Sar Of China	1567527	12920	1075008	8792

Import payments by commodities/countries Table-3.1 (Contd.)
(Four digit level HS code)

(First two digit section, second two digit chapter and last two digit indicate four digit level commodities)

(Amount in thousand)

HS Code - Commodities/Countries	2024 - 2025		2025 - 2026	
	Amount (BDT)	Amount (USD)	Amount (BDT)	Amount (USD)
Hungary	117	1	43	0
India	585352	4859	362387	2963
Indonesia	16636	136	16657	136
Ireland	437	4	75	1
Italy	84447	708	4454	36
Japan	103514	852	10274	84
Kenya			221	2
Korea, Republic Of	156956	1297	215684	1763
Lebanon			4543	37
Malaysia	798275	6601	530649	4331
Mexico	16	0	117	1
Morocco	447	4		
Netherlands	119506	982	32819	268
New Zealand			9815	80
Norway	19	0	21	0
Pakistan	15939	131	1304	11
Philippines	330	3		
Poland	55545	452	37542	307
Portugal	53911	446	130887	1069
Romania	1000	8	621	5
Singapore	129145	1072	259432	2117
South Africa	5	0	199	2
Spain	7274	60	11597	95
Sri Lanka	57815	478	106380	871
Sweden	191859	1578	348	3
Switzerland	24538	203	614986	5036
Taiwan: Province Of China	574348	4756	68730	563
Thailand	77429	638	51343	420
Turkey	250066	2079	234117	1914
United Arab Emirates (UAE)	1219	10	130897	1070
United Kingdom (UK)	83387	702	64261	525
United States of America (USA)	905108	7467	817313	6684
Viet Nam	33832	281	31733	259
168524 Flat panel display module	**16858406**	**139636**	**23131608**	**189177**
Australia			27	0
Austria	89	1	135	1
Canada	4157	35		
China People'S Republic (P.R)	15926183	131902	22037119	180225
Germany	1106	9	727	6
Hong Kong: Sar Of China	322270	2683	61458	501
India	83978	691	133640	1092
Indonesia	52123	433	87874	718
Japan	5249	43	3	0
Korea, Republic Of	1070	9	5498	45
Malaysia	57221	473	28019	229
Singapore			17191	140
Spain			36	0
Sweden	785	7		
Taiwan: Province Of China	5484	45	212	2

Import payments by commodities/countries Table-3.1 (Contd.)
(Four digit level HS code)

(First two digit section, second two digit chapter and last two digit indicate four digit level commodities)

(Amount in thousand)

HS Code - Commodities/Countries		2024 - 2025		2025 - 2026	
		Amount (BDT)	Amount (USD)	Amount (BDT)	Amount (USD)
	Thailand	1275	11	26836	219
	Turkey	540	5		
	United States of America (USA)	111	1	280	2
	Viet Nam	396765	3290	732553	5996
168525	**Transmission appart radio-tel, etc.**	**2302404**	**18931**	**1664497**	**13613**
	Australia	4968	41	42455	348
	Austria	535	4		
	Canada	467012	3829	20418	167
	China People'S Republic (P.R)	348450	2887	710173	5805
	Czech Republic			10891	89
	Denmark	279	2		
	France			1996	16
	Germany	71294	593	40166	330
	Greece	766156	6235	190911	1561
	Hong Kong: Sar Of China	38050	317	1054	9
	India	11286	95	5557	46
	Ireland	224	2		
	Italy	162142	1351	13132	108
	Japan	16218	134	81404	667
	Korea, Republic Of	11916	98	3604	29
	Liechtenstein			268	2
	Lithuania	4060	33		
	Malaysia	11712	98	1142	9
	Mexico			836	7
	Netherlands	2803	23	988	8
	Norway			17868	146
	Philippines			430	4
	Poland	8448	69	88	1
	Portugal	794	7		
	Singapore	13067	109	11104	91
	Spain			45170	371
	Sweden	3447	28	98	1
	Switzerland			4018	33
	Taiwan: Province Of China	2243	18	117611	962
	Thailand	490	4	6582	54
	Turkey	151846	1266	129773	1057
	Ukraine			134	1
	United Arab Emirates (UAE)	246	2	2077	17
	United Kingdom (UK)	12297	101	13025	107
	United States of America (USA)	170652	1401	159726	1308
	Viet Nam	21769	181	31799	261
168526	**Radar apts,radio remote,etc apts**	**1247401**	**10304**	**1251293**	**10245**
	Canada	907	8		
	China People'S Republic (P.R)	747461	6143	110387	903
	Czech Republic	30	0	3853	31
	Denmark	192960	1608		
	France	183317	1528	772576	6339

Import payments by commodities/countries Table-3.1 (Contd.)
(Four digit level HS code)

(First two digit section, second two digit chapter and last two digit indicate four digit level commodities)

(Amount in thousand)

HS Code - Commodities/Countries	2024 - 2025		2025 - 2026	
	Amount (BDT)	Amount (USD)	Amount (BDT)	Amount (USD)
Germany	26786	219	2571	21
Hong Kong: Sar Of China	864	7		
India	741	6	1377	11
Italy	263	2		
Japan	12572	105	14756	121
Malaysia	504	4	63	1
Mexico			232	2
Netherlands	7435	61		
Norway	3254	26	9961	81
Romania	50	0		
Singapore	792	7		
South Africa			7155	58
Sweden			42	0
Switzerland	52450	437	276693	2254
Thailand			98	1
Turkey			215	2
United Kingdom (UK)	4132	34		
United States of America (USA)	12883	107	51313	419
168527 Reception apts for radio broadcasting	**10494**	**87**	**253321**	**2071**
China People'S Republic (P.R)	7078	59	8115	66
India			81	1
Japan	60	1	842	7
Korea, Republic Of	36	0		
Malaysia	61	1		
Spain			91	1
Thailand	3259	27	41207	337
United Kingdom (UK)			3384	28
United States of America (USA)			199601	1632
168528 Monitors and projectors etc.	**526841**	**4365**	**542797**	**4435**
Austria	675	6	324	3
Belgium	144	1		
China People'S Republic (P.R)	401369	3326	318193	2599
Czech Republic	1063	9	1714	14
Denmark	17	0	4669	38
Egypt	48	0		
France	245	2	2016	17
Germany	16696	138	14803	121
Hong Kong: Sar Of China	615	5	2026	17
Hungary			48	0
India	22261	185	17109	140
Indonesia			4062	33
Italy	7038	58	4572	37
Japan	1825	15	1693	14
Korea, Republic Of	8555	70	8598	70
Liechtenstein	578	5		

Import payments by commodities/countries Table-3.1 (Contd.)
(Four digit level HS code)

(First two digit section, second two digit chapter and last two digit indicate four digit level commodities)

(Amount in thousand)

HS Code - Commodities/Countries	2024 - 2025		2025 - 2026	
	Amount (BDT)	Amount (USD)	Amount (BDT)	Amount (USD)
Malaysia	11650	96	7617	62
Netherlands	1032	9	2589	21
Norway			754	6
Philippines	620	5		
Russian Federation	24	0		
Singapore	5746	48	480	4
Slovenia	49	0		
Spain	494	4	654	5
Sweden	298	2		
Switzerland	2090	17	3643	30
Taiwan: Province Of China	3457	29	2335	19
Thailand	1940	16	20714	169
Turkey	13240	109	48518	397
United Arab Emirates (UAE)	112	1	2762	23
United Kingdom (UK)	5044	41	53378	436
United States of America (USA)	3397	28	4763	39
Viet Nam	16520	138	14762	121
168528 Monitors and projectors,not incorporating television reception apparatus;reception apparatus for television,whether or not incorporating radio broadcast receivers or sound or videorecording or reproducing apparatus	**3716818**	**30745**	**2488228**	**20364**
Australia	34	0	7429	61
Austria	1346	11	18678	153
Belgium	16	0		
Bulgaria	73	1		
China People'S Republic (P.R)	2507835	20730	1823809	14918
Czech Republic	140	1	241	2
Denmark			35	0
France	1183	10	223944	1839
Germany	10331	85	8918	73
Greece			273	2
Hong Kong: Sar Of China	3605	30	130	1
India	45539	376	11288	92
Indonesia			1796	15
Ireland			157	1
Italy	10877	90	27901	228
Japan	26224	215	6169	50
Korea, Republic Of	2155	18	3362	28
Malaysia	209522	1738	27895	229
Mexico	1563	13	91	1
Netherlands	510	4	227	2
Norway	6059	51		
Philippines	741382	6146	104735	859
Poland	48	0		
Portugal	24864	204	36	0
Romania	456	4	595	5
Singapore	2453	20	367	3

Import payments by commodities/countries Table-3.1 (Contd.)
(Four digit level HS code)

(First two digit section, second two digit chapter and last two digit indicate four digit level commodities)

(Amount in thousand)

HS Code - Commodities/Countries	2024 - 2025		2025 - 2026	
	Amount (BDT)	Amount (USD)	Amount (BDT)	Amount (USD)
Slovenia			850	7
Spain			454	4
Sweden			541	4
Switzerland	229	2	10747	88
Taiwan: Province Of China	41385	341	106203	868
Thailand	26	0	5741	47
Turkey	154	1	12	0
United Arab Emirates (UAE)			15232	125
United Kingdom (UK)	133	1	700	6
United States of America (USA)	9658	80	1794	15
Viet Nam	69020	569	77877	637
168529 Parts suitable for use solely or principally with the apparatus of headings Nos.85.25 to 85.28	**10381036**	**85937**	**9274369**	**75798**
China People'S Republic (P.R)	9224345	76360	7994584	65342
Egypt			564	5
Germany			10	0
Hong Kong: Sar Of China	67785	563	27464	224
India	2815	23	2438	20
Indonesia	104160	861	152922	1251
Italy			68	1
Japan			1620	13
Korea, Republic Of	21678	180	16928	139
Malaysia	67611	559	29817	244
Philippines			3	0
Singapore	12216	102	39550	323
Switzerland			168	1
Taiwan: Province Of China			42914	350
Thailand	14398	121	150670	1228
Turkey			5	0
Viet Nam	866028	7168	814646	6658
168529 Parts,trans,reception etc.,apts	**2036100**	**16772**	**1617169**	**13212**
Belgium	12	0		
Canada	3589	29		
Chile			420	3
China People'S Republic (P.R)	1015516	8410	1080495	8833
France	2612	21	1776	15
Germany	8723	72	6258	51
Hong Kong: Sar Of China	19043	156	5024	41
India	62811	519	6856	56
Indonesia	9041	75	5235	43
Italy	3362	28	3118	26
Japan	3977	33	957	8
Korea, Republic Of	41923	346	13624	112
Liechtenstein	2174	18		
Malaysia	1613	13	25759	210
Mexico	24	0	1363	11
Poland	914	8	512	4

Import payments by commodities/countries Table-3.1 (Contd.)
(Four digit level HS code)

(First two digit section, second two digit chapter and last two digit indicate four digit level commodities)

(Amount in thousand)

HS Code - Commodities/Countries		2024 - 2025		2025 - 2026	
		Amount (BDT)	Amount (USD)	Amount (BDT)	Amount (USD)
	Romania	20	0	9	0
	Singapore	1075	9	3086	25
	Slovakia	171	1		
	Switzerland	2301	19	11587	95
	Taiwan: Province Of China	3109	26	4444	36
	Thailand	2860	24	1155	9
	Turkey	95	1		
	United Arab Emirates (UAE)	5	0		
	United Kingdom (UK)	3385	28	2037	17
	United States of America (USA)	836968	6846	423649	3455
	Viet Nam	10780	88	19806	162
168530	**Electrical signaling, traffic control equp etc.**	**480008**	**3986**	**515208**	**4220**
	Austria			12233	100
	Belgium	76526	634	28793	236
	China People'S Republic (P.R)	21765	180	8099	66
	Finland			140	1
	France	795	7	24753	203
	Germany	425	3		
	Hong Kong: Sar Of China	66	1		
	India	28114	233	7181	59
	Italy	15127	124	583	5
	Korea, Republic Of	329607	2741	431777	3537
	Malaysia	886	7	443	4
	Mexico	79	1		
	Portugal	119	1		
	Singapore	1984	17	596	5
	Turkey	1213	10		
	United Kingdom (UK)	1867	16	317	3
	United States of America (USA)	1436	12	293	2
168531	**Electrical sound/visual sig apts**	**4597952**	**38108**	**3843340**	**31417**
	Austria	136	1	296	2
	Belgium	480	4	36	0
	Bulgaria	4508	37	59	0
	Canada	7333	61	17898	146
	China People'S Republic (P.R)	3109655	25772	2745852	22443
	Cyprus			6	0
	Czech Republic	236	2	1681	14
	Denmark	821	7	170	1
	Finland	1459	12	327	3
	France	5406	44	4252	35
	Germany	22564	186	35481	290
	Greece	20	0		
	Hong Kong: Sar Of China	45651	376	10568	86
	India	103771	860	134433	1100
	Indonesia			8	0
	Ireland	313	3		
	Italy	31634	260	15981	131

Import payments by commodities/countries Table-3.1 (Contd.)
(Four digit level HS code)

(First two digit section, second two digit chapter and last two digit indicate four digit level commodities)

(Amount in thousand)

HS Code - Commodities/Countries	2024 - 2025		2025 - 2026	
	Amount (BDT)	Amount (USD)	Amount (BDT)	Amount (USD)
Japan	22201	185	11545	94
Korea, Republic Of	8015	66	208	2
Malaysia	23902	199	20232	165
Mexico	184866	1533	196236	1606
Netherlands	109	1		
Norway			9173	75
Pakistan	245	2	254	2
Poland	173350	1445		
Portugal	15618	130	2445	20
Romania	2605	22	114	1
Singapore	80074	655	16230	132
Slovenia			1417	12
Spain	260699	2163	35913	294
Sri Lanka	7001	58	7620	62
Swaziland	2	0		
Sweden			2228	18
Switzerland	8616	72	167	1
Taiwan: Province Of China	5141	43	1152	9
Thailand	1570	13	3513	29
Turkey	17606	145	1228	10
United Arab Emirates (UAE)	92505	768	55756	455
United Kingdom (UK)	149832	1241	201920	1651
United States of America (USA)	203748	1693	302831	2476
Viet Nam	6258	51	6109	50
168532 Electrical capacitors, fixed,variable etc.	**2615003**	**21634**	**2304400**	**18852**
Canada			1615	13
China People'S Republic (P.R)	2236686	18504	2066588	16906
Czech Republic	1297	11		
Finland			74	1
France	49	0	100	1
Germany	21188	176	13685	112
Hong Kong: Sar Of China	66642	551	63394	519
Hungary			1244	10
India	133314	1104	97839	801
Ireland	1393	11		
Italy	6013	50	2018	17
Japan	256	2	569	5
Korea, Republic Of	8566	71	2652	22
Malaysia	20635	170	9190	75
Mexico	11	0	19	0
Pakistan	474	4	527	4
Philippines	28809	237	2269	19
Poland	503	4	1185	10
Portugal			390	3
Romania	3470	29	4082	33
Singapore			103	1
Slovenia	5113	42	5450	45
Spain	19142	157	1658	14

Import payments by commodities/countries Table-3.1 (Contd.)
(Four digit level HS code)

(First two digit section, second two digit chapter and last two digit indicate four digit level commodities)

(Amount in thousand)

HS Code - Commodities/Countries	2024 - 2025		2025 - 2026	
	Amount (BDT)	Amount (USD)	Amount (BDT)	Amount (USD)
Sweden			362	3
Taiwan: Province Of China	6234	52	1805	15
Thailand	44418	368	23922	196
Turkey			458	4
United Arab Emirates (UAE)			2	0
United Kingdom (UK)	940	8	783	6
United States of America (USA)	3039	25	2406	20
Viet Nam	6811	57	13	0
168533 Electrical resistors, not heating	**719709**	**5951**	**783472**	**6404**
Austria	160	1	87	1
Belgium	11	0		
Brazil	81	1		
China People'S Republic (P.R)	527891	4366	645949	5280
Czech Republic	25	0	17	0
Denmark	524	4		
Estonia			2	0
Finland	55	0	904	7
France	787	7	2923	24
Germany	4604	38	7197	59
Greece			7	0
Honduras	2446	20		
Hong Kong: Sar Of China	15310	127	14723	120
Hungary			18	0
India	100653	832	91102	745
Indonesia	54	0		
Italy	10836	90	2130	17
Japan	3837	32	4508	37
Korea, Republic Of	19679	161	13	0
Macedonia			8	0
Malaysia	2350	19		
Mexico	213	2	125	1
Netherlands	227	2	197	2
Philippines	929	8		
Poland			210	2
Romania			2	0
Singapore	14651	121	2608	21
Spain	254	2		
Switzerland	914	8	157	1
Taiwan: Province Of China	2291	19	393	3
Thailand	727	6	6216	51
Turkey	126	1	1518	12
United Arab Emirates (UAE)	2729	23	375	3
United Kingdom (UK)	2446	20	171	1
United States of America (USA)	2254	18	1912	16
Viet Nam	2645	22		
168534 Printed circuits	**1277006**	**10559**	**1516664**	**12405**

(First two digit section, second two digit chapter and last two digit indicate four digit level commodities)

(Amount in thousand)

HS Code - Commodities/Countries	2024 - 2025		2025 - 2026	
	Amount (BDT)	Amount (USD)	Amount (BDT)	Amount (USD)
Bulgaria	101	1		
Chile			4	0
China People'S Republic (P.R)	1100027	9091	1373543	11236
Czech Republic	373	3		
Finland			165	1
France			33	0
Germany	3006	25	5119	42
Hong Kong: Sar Of China	20350	169	23633	193
Hungary	5	0		
India	8650	72	9839	80
Indonesia	4489	37	79	1
Italy	3509	29	559	5
Japan	90702	751	86803	710
Kiribati	45	0		
Korea, Republic Of	7985	66	1371	11
Malaysia			855	7
Morocco			320	3
Netherlands			352	3
Pakistan			238	2
Romania	2594	22		
Singapore	465	4		
Spain			115	1
Sweden	40	0	114	1
Switzerland	8191	68	1849	15
Taiwan: Province Of China	2532	21	4021	33
Thailand	1373	11	62	1
Turkey	37	0		
United Arab Emirates (UAE)	15	0	429	4
United Kingdom (UK)	1494	12	5478	45
United States of America (USA)	15270	127	1254	10
Viet Nam	5754	48	430	4
168535 Electrical apts for switching > 1000 volts	**2310247**	**19127**	**1821895**	**14902**
Australia	30255	252	32467	265
Austria			1094	9
Belgium	21	0		
Bulgaria	3548	30	9346	76
China People'S Republic (P.R)	948746	7834	1022311	8358
Czech Republic	2864	23	123610	1013
Denmark			567	5
Finland	2	0		
France	148372	1217	20646	169
Germany	58214	481	93330	763
Greece			357	3
Hong Kong: Sar Of China	8303	69	4040	33
India	528985	4394	205980	1684

Import payments by commodities/countries Table-3.1 (Contd.)
(Four digit level HS code)

(First two digit section, second two digit chapter and last two digit indicate four digit level commodities)

(Amount in thousand)

HS Code - Commodities/Countries	2024 - 2025		2025 - 2026	
	Amount (BDT)	Amount (USD)	Amount (BDT)	Amount (USD)
Indonesia	1730	14	26	0
Italy	38187	316	70277	575
Japan	17616	146	15357	125
Korea, Republic Of	278013	2328	115644	949
Malaysia			81	1
Mexico	70	1	2	0
Netherlands	295	2		
Poland	1064	9		
Portugal	112	1		
Romania			32	0
Russian Federation			9373	76
Singapore	556	5		
Spain	14237	117	1063	9
Sri Lanka	3085	25		
Sweden	12304	101	390	3
Switzerland	4348	36	2113	17
Taiwan: Province Of China	370	3	641	5
Thailand			926	8
Tunisia			38	0
Turkey	58613	488	14470	119
United Arab Emirates (UAE)			1407	11
United Kingdom (UK)	3394	28	3768	31
United States of America (USA)	44835	374	61346	503
Viet Nam	102109	835	11192	92
168536 Electrical apparatus for switching or protecting electrical circuits,or for making connections to or in electrical circuits for a voltage notexceeding 1,000 volts; connectors for optical fibres,optical fibres,optical fibre bundles or cables	**1315133**	**10887**	**1359243**	**11116**
Argentina	23	0		
Australia			84	1
Austria	273	2	440	4
Belgium	16430	135	477	4
Bulgaria	29	0		
Chile	7	0	2197	18
China People'S Republic (P.R)	929235	7691	1099815	8995
Costa Rica	19	0	28	0
Czech Republic	162	1	70	1
Denmark	186	2	914	8
Estonia	1767	14		
Finland	192	2	887	7
France	2627	22	2478	20
Germany	98840	813	26876	220
Greece	120	1		
Hong Kong: Sar Of China	9035	75	2694	22
Hungary	411	3	392	3
India	44902	374	30415	249

Import payments by commodities/countries Table-3.1 (Contd.)
(Four digit level HS code)

(First two digit section, second two digit chapter and last two digit indicate four digit level commodities)

(Amount in thousand)

HS Code - Commodities/Countries		2024 - 2025		2025 - 2026	
		Amount (BDT)	Amount (USD)	Amount (BDT)	Amount (USD)
	Indonesia	1519	12	369	3
	Italy	19928	165	7866	64
	Japan	26787	221	11057	91
	Kazakhstan			3	0
	Korea, Republic Of	82670	689	6854	56
	Luxembourg	124	1		
	Malaysia	421	3	6751	55
	Malta			213	2
	Mexico	573	5	772	6
	Netherlands	477	4	265	2
	Philippines	95	1	119989	981
	Poland	276	2	227	2
	Portugal	277	2	47	0
	Romania	10273	84	287	2
	Singapore	127	1	3222	26
	Slovakia			3	0
	Spain	851	7	160	1
	Sri Lanka	234	2	161	1
	Sweden	1389	11	3188	26
	Switzerland	20640	174	649	5
	Taiwan: Province Of China	3676	30	5577	46
	Thailand	1318	11	94	1
	Turkey	21272	175	8818	72
	United Arab Emirates (UAE)	473	4	841	7
	United Kingdom (UK)	2605	22	3036	25
	United States of America (USA)	9110	75	10975	90
	Viet Nam	5761	48	52	0
168536	**Electrical apts for switching 1000 volts**	**3940780**	**32640**	**3386627**	**27690**
	Australia			1742	14
	Austria	8782	73	1849	15
	Belgium	1659	14	1584	13
	Brazil	51	0		
	Bulgaria	47989	398	31397	257
	Canada	836	7		
	Central African Republic	188	2		
	China People'S Republic (P.R)	1381135	11418	1093159	8940
	Costa Rica			38	0
	Czech Republic	151501	1246	98711	808
	Denmark	1664	14	1295	11
	Dominican Republic	1042	9	279	2
	Estonia	122	1		
	Finland	114907	959	64694	528
	France	113234	930	17792	146
	Germany	271459	2253	350217	2862
	Greece	386	3	618	5
	Hong Kong: Sar Of China	13854	115	6438	53
	Hungary	7008	58	3037	25
	India	901149	7481	778611	6367
	Indonesia	16741	138	18660	153

Import payments by commodities/countries Table-3.1 (Contd.)
(Four digit level HS code)

(First two digit section, second two digit chapter and last two digit indicate four digit level commodities)

(Amount in thousand)

HS Code - Commodities/Countries	2024 - 2025		2025 - 2026	
	Amount (BDT)	Amount (USD)	Amount (BDT)	Amount (USD)
Ireland	145	1	350	3
Italy	472173	3909	411372	3361
Japan	129118	1072	141092	1153
Korea, Republic Of	117613	980	136801	1118
Latvia	122	1	2128	17
Liechtenstein	15	0		
Lithuania	473	4	2098	17
Macedonia	181	2		
Malaysia	4957	41	7719	63
Malta	204	2		
Mexico	3139	26	2457	20
Morocco	47	0	479	4
Netherlands	1374	11	4920	40
New Zealand	318	3		
Norway	128	1	715	6
Pakistan	12921	109	253	2
Philippines			7	0
Poland	2852	24	1185	10
Portugal	2985	25	3811	31
Romania	4104	34	9170	75
Serbia	9	0		
Singapore	19601	161	11324	92
Slovakia	154	1	0	0
Slovenia	597	5	641	5
Spain	3937	33	16297	133
Sri Lanka	553	5	453	4
Sweden	18215	150	28762	236
Switzerland	29157	245	41577	340
Taiwan: Province Of China	9368	78	8811	72
Thailand	11480	95	14595	119
Tunisia	1338	11	153	1
Turkey	13856	114	26759	219
Ukraine			3	0
United Arab Emirates (UAE)	6033	50	7560	62
United Kingdom (UK)	9886	81	8956	73
United States of America (USA)	26957	224	25958	213
Viet Nam	3067	25	101	1
168537 Boards, panels, consols, etc.	**11255239**	**92879**	**12213907**	**99878**
Australia	2792	23	631	5
Austria	12553	104	66513	545
Belgium	15381	128	12687	104
Bulgaria	608	5	1658	14
Canada	1093	9	1328	11
China People'S Republic (P.R)	4698229	38653	4438595	36298
Croatia			435	4
Czech Republic	470316	3902	190305	1555
Denmark	5124	42	11593	95
Egypt			2317	19
Estonia			218	2

Import payments by commodities/countries Table-3.1 (Contd.)
(Four digit level HS code)

(First two digit section, second two digit chapter and last two digit indicate four digit level commodities)

(Amount in thousand)

HS Code - Commodities/Countries	2024 - 2025		2025 - 2026	
	Amount (BDT)	Amount (USD)	Amount (BDT)	Amount (USD)
Finland	34546	283	2656	22
France	36760	306	66244	541
Germany	1035281	8538	2115284	17297
Greece	1771	15	5587	46
Hong Kong: Sar Of China	61983	508	961	8
Hungary	74735	613	436	4
India	723732	5992	962292	7869
Indonesia	4223	35	19392	159
Ireland	296	2	430	4
Italy	333797	2770	369636	3026
Japan	35343	293	35719	292
Kazakhstan			1990	16
Korea, Republic Of	33829	280	54222	443
Lithuania	13323	111		
Luxembourg			1301	11
Macedonia			15	0
Malaysia	507677	4204	364708	2983
Malta			3664	30
Mexico	9532	79	1798	15
Netherlands	65600	540	73092	596
Norway	17	0	2525	21
Pakistan			1209	10
Philippines	7	0		
Poland	66729	555	7288	60
Portugal	2460	20	6634	54
Romania	8636	72	4429	36
Serbia	329	3	56	0
Singapore	66888	554	70812	579
Slovakia	107	1	311	3
Slovenia	159	1		
South Africa	5	0		
Spain	62160	512	14218	116
Sri Lanka	65286	544	22424	183
Swaziland	64	1		
Sweden	5668	47	22715	186
Switzerland	108626	891	199149	1629
Taiwan: Province Of China	109851	901	38212	312
Thailand	1326	11	10320	84
Tunisia			109	1
Turkey	1816259	15015	1790285	14626
United Arab Emirates (UAE)	23162	190	52810	431
United Kingdom (UK)	9493	78	52627	430
United States of America (USA)	93370	779	109368	893
Viet Nam	636114	5268	1002700	8215
168538 Parts: of electrical switching,apts.	**4989259**	**41325**	**5799124**	**47420**
Australia	1149	9	215	2
Austria	13434	111	13342	109
Belgium	4570	37	21648	177
Brazil	2435	20	330	3

Import payments by commodities/countries Table-3.1 (Contd.)
(Four digit level HS code)

(First two digit section, second two digit chapter and last two digit indicate four digit level commodities)

(Amount in thousand)

HS Code - Commodities/Countries	2024 - 2025		2025 - 2026	
	Amount (BDT)	Amount (USD)	Amount (BDT)	Amount (USD)
Bulgaria	574	5	190	2
Canada	1044	9	920	8
China People'S Republic (P.R)	3743971	30977	4907773	40130
Czech Republic	7853	65	14498	119
Denmark	4839	40	7915	65
Egypt	1468	12	1422	12
Finland	7084	58	2322	19
France	60402	498	14186	116
Georgia	26	0		
Germany	213177	1761	148296	1213
Greece	738	6	4	0
Hong Kong: Sar Of China	2964	25	3711	30
Hungary	418	3	186	2
India	285590	2379	198136	1621
Indonesia	116465	985	1137	9
Ireland	266	2	1021	8
Italy	140823	1167	152748	1249
Japan	32777	272	32883	269
Korea, Republic Of	12978	107	6806	56
Lithuania	740	6	7079	58
Luxembourg			96	1
Malaysia	11353	94	4639	38
Malta			1483	12
Mexico	3728	31	4185	34
Morocco	19	0	427	4
Netherlands	5016	42	9743	80
Philippines	412	3	16	0
Poland	4660	38	5066	41
Portugal	1981	16	4325	35
Romania	1283	11	9977	82
Serbia			33	0
Singapore	60406	502	23149	189
Slovakia			218	2
Slovenia			126	1
South Africa	4	0		
Spain	4592	38	6620	54
Sri Lanka	724	6	4220	35
Swaziland	271	2		
Sweden	1896	16	9460	78
Switzerland	31744	262	40759	334
Taiwan: Province Of China	14002	116	7714	63
Thailand	8919	74	6901	56
Turkey	14930	124	51755	423
United Arab Emirates (UAE)	1559	13	2897	24
United Kingdom (UK)	23397	195	21464	175
United States of America (USA)	132366	1102	39081	320
Viet Nam	10214	84	8005	65

Import payments by commodities/countries Table-3.1 (Contd.)
(Four digit level HS code)

(First two digit section, second two digit chapter and last two digit indicate four digit level commodities)

(Amount in thousand)

HS Code - Commodities/Countries	2024 - 2025		2025 - 2026	
	Amount (BDT)	Amount (USD)	Amount (BDT)	Amount (USD)
168539 Electric filament or discharge lamos, including sealed beam lamp units and ultra-violet or infra-red lamps; arc-lamps;light -emitting diode (LED) lamps.	**253658**	**2093**	**341747**	**2793**
Austria			3	0
China People'S Republic (P.R)	222144	1833	273032	2233
Germany			237	2
Hong Kong: Sar Of China	358	3	85	1
India	10093	84	2833	23
Indonesia	122	1		
Italy			149	1
Japan			701	6
Korea, Republic Of	20859	172	59381	484
Malaysia	7	0		
Sri Lanka			2153	18
Taiwan: Province Of China			52	0
Turkey	74	1	2954	24
United Kingdom (UK)			11	0
United States of America (USA)			155	1
168539 Electric filament/discharge lamps	**1105311**	**9137**	**1014118**	**8291**
Austria	340	3	402	3
Belgium	9	0	18	0
Bulgaria			1165	9
China People'S Republic (P.R)	795453	6578	674145	5512
Czech Republic	826	7	385	3
Denmark	1613	13		
France	10159	84	3485	28
Germany	16583	137	21116	173
Hong Kong: Sar Of China	2058	17	1775	14
Hungary	374	3	587	5
India	193928	1600	189809	1552
Indonesia	57	0		
Italy	3416	28	7120	58
Japan	24981	207	29654	243
Korea, Republic Of	3494	29	1247	10
Liechtenstein			102	1
Malaysia	282	2	699	6
Mexico			15	0
Namibia	326	3		
Netherlands	837	7	550	5
Pakistan	1	0		
Philippines	3217	27	925	8
Poland	179	1	634	5
Portugal	369	3	2	0
Russian Federation			27253	222
Singapore	3279	27	612	5
Spain	1472	12	10	0

Import payments by commodities/countries Table-3.1 (Contd.)
(Four digit level HS code)

(First two digit section, second two digit chapter and last two digit indicate four digit level commodities)

(Amount in thousand)

HS Code - Commodities/Countries	2024 - 2025		2025 - 2026	
	Amount (BDT)	Amount (USD)	Amount (BDT)	Amount (USD)
Sri Lanka	1280	11		
Sweden			1902	16
Switzerland	8174	68	19881	163
Taiwan: Province Of China	3949	33	4373	36
Thailand	1633	14	130	1
Turkey	1082	9	350	3
United Arab Emirates (UAE)	192	2	314	3
United Kingdom (UK)	7885	65	8654	71
United States of America (USA)	17864	148	16804	137
Viet Nam	2	0		
168539 Electrical apparatus for switching or protecting electrical circuits,or for making connections to or in electrical circuits for a voltage notexceeding 1,000 volts; connectors for optical fibres,optical fibres,optical fibre bundles or cables	**2041510**	**16917**	**1175285**	**9607**
China People'S Republic (P.R)	2037703	16886	1174718	9603
Hong Kong: Sar Of China	2840	23		
India			187	2
Japan			135	1
Korea, Republic Of			242	2
Spain	2	0	3	0
Viet Nam	964	8		
168540 Thermionic,cold cathode valves etc.	**273899**	**2265**	**157566**	**1287**
Australia	91	1		
Belgium			136	1
China People'S Republic (P.R)	159678	1317	93655	765
France	2681	22	2531	21
Germany	20626	170	3147	26
Hong Kong: Sar Of China	442	4		
India	6291	52	10749	88
Indonesia			9	0
Italy	9484	78	411	3
Japan	477	4	13084	107
Korea, Republic Of	459	4	76	1
Malaysia	53757	448	5931	48
Netherlands			16636	136
Singapore			49	0
Spain			3	0
Switzerland	38	0		
Taiwan: Province Of China	24	0	558	5
Thailand	32	0		
United Kingdom (UK)	10840	90	10591	87
United States of America (USA)	8693	72		
Viet Nam	287	2		
168541 Diodes, transistors, semi-conductor etc.	**10932611**	**90492**	**10552042**	**86264**

Import payments by commodities/countries Table-3.1 (Contd.)
(Four digit level HS code)

(First two digit section, second two digit chapter and last two digit indicate four digit level commodities)

(Amount in thousand)

HS Code - Commodities/Countries	2024 - 2025		2025 - 2026	
	Amount (BDT)	Amount (USD)	Amount (BDT)	Amount (USD)
Austria	214	2	4009	33
Belgium			5	0
Canada	915	8		
Chile	3074	26	2232	18
China People'S Republic (P.R)	9057093	75080	10139260	82887
Czech Republic	575	5	588	5
Finland	4	0		
France	18	0	1473	12
Germany	37452	310	77551	636
Hong Kong: Sar Of China	134378	1106	49963	408
Hungary	18	0	578	5
India	1379237	11315	52947	432
Indonesia	6528	53	20	0
Italy	6482	54	8579	70
Japan	92840	763	111817	915
Korea, Republic Of	16346	136	2410	20
Laos People'S Democratic Republic	36513	304		
Macedonia			18	0
Malaysia	20060	166	2691	22
Mexico	67	1	957	8
Netherlands	2270	19	187	2
Pakistan			381	3
Philippines	727	6	65	1
Poland	440	4	90	1
Portugal	123	1	179	1
Romania	560	5	13	0
Singapore	70939	586	62853	514
Spain	1617	13	2259	19
Sweden	18404	152	9151	75
Switzerland	3598	30	1620	13
Taiwan: Province Of China	19520	162	2853	23
Tajikistan			515	4
Thailand	5179	43	12233	100
Tunisia	264	2		
Turkey	50	0	865	7
United Arab Emirates (UAE)	273	2	574	5
United Kingdom (UK)	476	4	642	5
United States of America (USA)	7633	63	2170	18
Viet Nam	8722	72	295	2
168542 Electronic, integrated circuits	**33333911**	**276196**	**36840976**	**301343**
Austria	706	6	3090	25
Belgium	154	1		
Bulgaria	44	0	196	2
China People'S Republic (P.R)	30111133	249645	35711739	292104
Czech Republic	49	0		
Denmark	577	5	1727	14
Estonia			20	0
France	1286	11	1186	10
Germany	66357	549	48120	394

Import payments by commodities/countries Table-3.1 (Contd.)
(Four digit level HS code)

(First two digit section, second two digit chapter and last two digit indicate four digit level commodities)

(Amount in thousand)

HS Code - Commodities/Countries		2024 - 2025		2025 - 2026	
		Amount (BDT)	Amount (USD)	Amount (BDT)	Amount (USD)
	Greece			11	0
	Hong Kong: Sar Of China	12227	101	20790	170
	Hungary	245	2	11	0
	India	111245	923	22894	187
	Indonesia	33758	280	74401	608
	Italy	7878	65	9935	81
	Japan	83448	692	59841	489
	Korea, Republic Of	836296	6844	463864	3792
	Luxembourg			258	2
	Malaysia	99806	819	7468	61
	Mexico	165732	1353	124	1
	Netherlands	781	7	656	5
	Norway			211	2
	Philippines	145819	1210	307	3
	Poland	28	0		
	Romania			38	0
	Singapore	296970	2470	133781	1098
	South Africa	1101	9		
	Spain	174	1	57	0
	Swaziland	6	0		
	Sweden			30	0
	Switzerland	5007	42	2050	17
	Taiwan: Province Of China	1177184	9693	233960	1916
	Thailand	2008	17	12117	99
	Turkey	847	7	235	2
	United Arab Emirates (UAE)			4694	38
	United Kingdom (UK)	1120	9	6670	54
	United States of America (USA)	5374	44	12001	98
	Viet Nam	166552	1390	8494	69
168543	**Electrical machines & apts. n.i.e.**	**3359139**	**27898**	**2891768**	**23624**
	Austria	5200	43	3959	32
	Belgium	546	5	448706	3659
	Bosnia And Herzegovina	407	3		
	Brazil			6	0
	Bulgaria			39	0
	Canada	13	0	2246	18
	Chile			194	2
	China People'S Republic (P.R)	1529200	12680	1520863	12427
	Czech Republic	654	5	7421	61
	Denmark	2242	19	7419	61
	Finland	3598	29		
	France	4085	34	1052	9
	Germany	106199	879	100207	819
	Greece			3587	29
	Heard Island And Mcdonald Islands	437	4		
	Hong Kong: Sar Of China	15444	128	6891	56
	Hungary	119	1	188	2

Import payments by commodities/countries Table-3.1 (Contd.)
(Four digit level HS code)

(First two digit section, second two digit chapter and last two digit indicate four digit level commodities)

(Amount in thousand)

HS Code - Commodities/Countries	2024 - 2025		2025 - 2026	
	Amount (BDT)	Amount (USD)	Amount (BDT)	Amount (USD)
India	200629	1659	191016	1560
Indonesia	2518	21	396	3
Italy	28187	233	30631	250
Japan	351594	2917	345289	2825
Korea, Republic Of	13253	110	43558	356
Luxembourg			17	0
Malaysia	3690	31	14462	118
Mexico	320	3	1051	9
Netherlands	1714	14	18717	154
Pakistan	492	4		
Philippines	152	1	434	4
Poland	2466	21	126	1
Portugal	544	4	93	1
Romania	144	1	122	1
Singapore	19090	159	17614	144
Slovakia	54	0	410	3
Slovenia			6	0
Spain	3406	28	804	7
Sri Lanka			1674	14
Swaziland	122	1		
Sweden	4488	37	7322	60
Switzerland	5730	47	2943	24
Taiwan: Province Of China	20001	168	8167	67
Thailand	618	5	2454	20
Turkey	443755	3712	19407	159
United Arab Emirates (UAE)	1923	16		
United Kingdom (UK)	39489	329	8441	69
United States of America (USA)	487778	4063	71213	581
Viet Nam	58840	485	2624	21
168544 Insulatd wire, cable etc.	**15307469**	**127358**	**8548946**	**69871**
Australia	1	0	6469	53
Austria	5053	42	1092	9
Bahrain			5	0
Belgium	3545	29	322	3
Bosnia And Herzegovina			51	0
Brazil	44	0		
Bulgaria	145	1	229	2
Canada	528	4	396	3
Chad	573	5		
Chile	11374	95		
China People'S Republic (P.R)	7382306	61295	6066442	49575
Costa Rica	4	0		
Czech Republic	11176	92	7960	65
Denmark	4516	37	4535	37
Estonia	62	1	2	0
Finland	2893	24	949	8
France	67278	552	1968	16
Germany	72720	601	84983	695

Import payments by commodities/countries Table-3.1 (Contd.)
(Four digit level HS code)

(First two digit section, second two digit chapter and last two digit indicate four digit level commodities)

(Amount in thousand)

HS Code - Commodities/Countries	2024 - 2025		2025 - 2026	
	Amount (BDT)	Amount (USD)	Amount (BDT)	Amount (USD)
Greece			1446	12
Hong Kong: Sar Of China	156205	1303	67205	550
Hungary	644	5	3937	32
India	1313493	10879	964454	7886
Indonesia	35234	291	62099	507
Ireland	519	4	63	1
Italy	45149	373	35466	290
Japan	23193	192	49198	403
Korea, Republic Of	5441162	45470	334942	2741
Latvia	599	5	62	1
Liechtenstein	1	0		
Lithuania	825	7		
Luxembourg			3684	30
Macedonia			99	1
Malaysia	33521	277	51005	417
Malta	329	3		
Mexico	3107	26	4013	33
Morocco	90	1	7	0
Netherlands	2088	17	2518	21
Norway	441	4	1000	8
Pakistan	344	3	362	3
Philippines	402	3	514	4
Poland	5381	45	4027	33
Portugal	7032	59	421	3
Romania	1342	11	817	7
Serbia	1	0	15	0
Singapore	18413	152	104134	849
Slovakia	692	6	1748	14
Slovenia	104	1		
Spain	2210	18	444	4
Sri Lanka	83010	686	48997	400
Sweden	7067	58	8102	66
Switzerland	20130	167	22026	180
Taiwan: Province Of China	25287	208	4238	35
Thailand	303400	2548	253157	2068
Tunisia	1330	11	1191	10
Turkey	95977	786	59879	490
United Arab Emirates (UAE)	11633	96	25772	210
United Kingdom (UK)	13969	116	21254	174
United States of America (USA)	48970	405	123901	1013
Viet Nam	41957	345	111345	909
168545 Carbon electrodes, carbon brushes etc.	**1120653**	**9283**	**1172344**	**9591**
Austria	368	3	58	0
Belgium			21	0
China People'S Republic (P.R)	764835	6333	776091	6349
Czech Republic	1	0	1	0
Denmark	703	6	2323	19
France	3143	26	572	5
Germany	4976	41	6556	54
Hong Kong: Sar Of China	377	3	6834	56

Import payments by commodities/countries Table-3.1 (Contd.)
(Four digit level HS code)

(First two digit section, second two digit chapter and last two digit indicate four digit level commodities)

(Amount in thousand)

HS Code - Commodities/Countries		2024 - 2025		2025 - 2026	
		Amount (BDT)	Amount (USD)	Amount (BDT)	Amount (USD)
	Hungary	7129	60	4927	40
	India	280610	2324	349437	2859
	Italy	9602	80	629	5
	Japan	3670	30	493	4
	Korea, Republic Of	350	3	109	1
	Malaysia			248	2
	Mexico			860	7
	Netherlands	820	7	719	6
	Romania	747	6	373	3
	Singapore	41032	342	142	1
	Slovenia	4	0		
	Spain			219	2
	Sweden	526	4		
	Switzerland			5269	43
	Taiwan: Province Of China	109	1	403	3
	Thailand	23	0	58	0
	Turkey	577	5	935	8
	United Arab Emirates (UAE)	14	0	11300	92
	United Kingdom (UK)	8	0	1973	16
	United States of America (USA)	1029	9	1794	15
168546	**Electrical insulators any metarial**	**972434**	**8119**	**1043050**	**8534**
	China People'S Republic (P.R)	418770	3481	684556	5597
	Germany	4043	33	3748	31
	Hong Kong: Sar Of China	10	0	2	0
	India	472702	3970	307581	2520
	Indonesia			2027	17
	Italy	1563	13	8752	71
	Japan	64644	533	30909	253
	Korea, Republic Of	3344	28		
	Poland			553	5
	Singapore	1500	13		
	Sweden	721	6		
	Switzerland	51	0		
	Taiwan: Province Of China	125	1		
	Turkey	959	8	332	3
	United Arab Emirates (UAE)			42	0
	United Kingdom (UK)			18	0
	United States of America (USA)	259	2	4525	37
	Viet Nam	3744	31	5	0
168547	**Insulating fitting for electrical machines**	**3649945**	**30401**	**327838**	**2683**
	Australia	3282	28		
	Austria			5127	42
	Bulgaria			131	1
	China People'S Republic (P.R)	3438871	28660	68324	559
	France			8306	68

Import payments by commodities/countries Table-3.1 (Contd.)
(Four digit level HS code)

(First two digit section, second two digit chapter and last two digit indicate four digit level commodities)

(Amount in thousand)

HS Code - Commodities/Countries	2024 - 2025		2025 - 2026	
	Amount (BDT)	Amount (USD)	Amount (BDT)	Amount (USD)
Germany	3595	29	7862	64
Hungary	4588	38		
India	88777	735	78873	645
Italy	25736	212	38254	312
Korea, Republic Of	57364	470	79278	650
Malaysia	3397	28	380	3
Sri Lanka	136	1	7	0
Sweden	281	2	93	1
Switzerland	4847	41	1552	13
Taiwan: Province Of China			1574	13
Thailand			85	1
Turkey	17442	143	5772	47
United Arab Emirates (UAE)	13	0		
United Kingdom (UK)			31716	260
United States of America (USA)	1615	14	505	4
168548 Electrical parts of machinery or apparatus, not specified or included elsewhere in th	**24926**	**205**	**94429**	**770**
China People'S Republic (P.R)	5724	47	90346	737
Czech Republic			141	1
Germany	218	2	676	6
Hong Kong: Sar Of China			4	0
Hungary	191	2		
India	168	1	412	3
Indonesia			2	0
Italy	83	1	143	1
Japan	308	3	59	0
Korea, Republic Of	14281	117	643	5
Malaysia			23	0
Netherlands			1	0
Poland	98	1		
Singapore	1800	15	449	4
Slovenia			425	3
South Africa	234	2		
Switzerland	438	4		
Taiwan: Province Of China	192	2	15	0
United States of America (USA)	1190	10	1088	9
168549 Electrical and electronic waste and scrap	**5759**	**48**	**6509**	**53**
China People'S Republic (P.R)	52	0	4288	35
Germany	816	7		
Italy	484	4		
Japan			115	1
Korea, Republic Of			2106	17
United States of America (USA)	4407	37		

Import payments by commodities/countries Table-3.1 (Contd.)
(Four digit level HS code)

(First two digit section, second two digit chapter and last two digit indicate four digit level commodities)

(Amount in thousand)

HS Code - Commodities/Countries	2024 - 2025		2025 - 2026	
	Amount (BDT)	Amount (USD)	Amount (BDT)	Amount (USD)
170000 Vehicales, Aircraft, Vessels and Associated Transport Equipment	**224147489**	**1853228**	**224118838**	**1832610**
178600 Railway or tramway locomotives, rollingstock and parts thereof; railway or tramway track fixtures and fittings and parts thereof; mechanical (including electromechanical) trafficsignalling equipment of all kinds	**8458135**	**69971**	**2588634**	**21153**
178602 Other rail locomotives	**155877**	**1299**	**13148**	**108**
China People'S Republic (P.R)	19440	162	13148	108
United States of America (USA)	136437	1137		
178603 Self-propelled railway or tramway coaches	**47**	**0**	**635**	**5**
China People'S Republic (P.R)	0	0	635	5
Italy	47	0		
178604 Railway or tramway maintenance vehicles	**16116**	**132**		
China People'S Republic (P.R)	16116	132		
178605 Railway or tramway passenger coaches	**5019472**	**41373**	**122303**	**1000**
China People'S Republic (P.R)	1698632	14153	122303	1000
India	3320840	27220		
178606 Railway or tramway goods van & wagons	**2766069**	**23034**	**11269**	**92**
China People'S Republic (P.R)	1236	10	11162	91
Hong Kong: Sar Of China	72	1		
India	2764762	23023	106	1
178607 Parts of railway or tramway locomotives	**360057**	**2980**	**987658**	**8065**
Austria	8821	74	4756	39
Canada	1387	12	47880	391
China People'S Republic (P.R)	98854	818	452286	3695
Czech Republic			1900	15
France			12858	105
Germany	3491	29	139	1
India	139780	1157	190358	1552
Italy			189	2
Korea, Republic Of	430	3	55	0
Mexico	5022	41	371	3
Spain			322	3
Taiwan: Province Of China			12	0
Ukraine	18178	149	4869	40
United States of America (USA)	84094	697	271662	2218
178608 Railway or tramway track fixtur/fittings	**42974**	**351**	**40**	**0**
China People'S Republic (P.R)	3071	25	4	0
Germany	21	0		
India	5317	45		
Italy			36	0
Korea, Republic Of	36	0		
Turkey	34530	281		

Import payments by commodities/countries Table-3.1 (Contd.)
(Four digit level HS code)

(First two digit section, second two digit chapter and last two digit indicate four digit level commodities)

(Amount in thousand)

HS Code - Commodities/Countries	2024 - 2025		2025 - 2026	
	Amount (BDT)	Amount (USD)	Amount (BDT)	Amount (USD)
178609 Containers for carriage	**97522**	**800**	**1453583**	**11883**
Australia			1351	11
China People'S Republic (P.R)	45841	376	1425028	11650
Czech Republic			7319	60
Denmark	862	7		
India	534	5	12830	105
Japan			157	1
Netherlands			1976	16
Taiwan: Province Of China	49762	408		
Turkey			4921	40
United Kingdom (UK)	524	4		
178700 Vehicles other than railway or tramway rollingstock, and parts and accessories thereof	**134624712**	**1112683**	**139406861**	**1140107**
178701 Tractors			**853**	**7**
Japan			853	7
178701 Tractors(other than tractors of heading 87.09)	**8211769**	**68042**	**8514463**	**69632**
China People'S Republic (P.R)	5566	46	34368	281
Germany	45320	369	11861	97
India	7923684	65685	8340612	68210
Korea, Republic Of	105442	862	25647	210
Netherlands			4373	36
Thailand	5891	49	6422	53
Turkey	36300	299	50552	414
United Kingdom (UK)	89565	732	40628	331
178702 Motor vehicales, public-passengers	**2111320**	**17519**	**3556672**	**29078**
China People'S Republic (P.R)	12810	107	21618	177
India	16366	136	34429	281
Japan	2078801	17249	3470731	28375
Malaysia			29894	244
Oman	3343	28		
178702 Motor vehiclesfor transport of ten or more persons including the driver	**13801**	**114**	**35153**	**288**
China People'S Republic (P.R)	9290	77	30641	251
Japan			4512	37
Thailand	4512	38		
178703 Motor car, other motor vehicles	**8017347**	**66541**	**7357777**	**60141**
China People'S Republic (P.R)	1339752	11111	2116326	17298
France	8992	74		
Germany	60596	504	17825	146
Hong Kong: Sar Of China			814	7
India	25335	208	357007	2915
Indonesia	387566	3224	360751	2947
Italy	934	8		
Japan	5610594	46577	4230908	34585
Korea, Republic Of	14082	119	38260	314

Import payments by commodities/countries Table-3.1 (Contd.)
(Four digit level HS code)

(First two digit section, second two digit chapter and last two digit indicate four digit level commodities)

(Amount in thousand)

HS Code - Commodities/Countries	2024 - 2025		2025 - 2026	
	Amount (BDT)	Amount (USD)	Amount (BDT)	Amount (USD)
Malaysia	118544	984	139068	1137
Mexico	32521	271		
Pakistan	7403	61		
Singapore	2932	24		
Thailand	370865	3065	87689	718
Turkey	21411	178		
United Kingdom (UK)	15820	132		
United States of America (USA)			9129	74
178703 Motor cars and other motor vehicles principally designed for the transport of the persons(other than those of heading No. 87.02) including station wagons and racing cars	**27069495**	**223834**	**30319097**	**247888**
Austria	159779	1310	393029	3212
Belgium			34364	282
China People'S Republic (P.R)	659593	5422	2674210	21853
France	7060	58		
Germany	477896	3963	310205	2534
Hong Kong: Sar Of China	580	5		
Hungary	5770	49	4729	39
India	24451	202	57104	467
Indonesia			2501	20
Italy	25545	216	27128	222
Japan	23551519	194722	25429647	207929
Korea, Republic Of			46490	380
Malaysia	165600	1380		
Myanmar	1239	10		
Singapore	6560	55		
Slovakia	6665	56		
South Africa	7180	58	36186	296
Sweden			9257	76
Thailand	797375	6598	838402	6850
United Arab Emirates (UAE)	38833	319	32209	263
United Kingdom (UK)	507120	4234	331521	2713
United States of America (USA)	626731	5177	92115	753
178704 Motor vehicles for goods transport	**18789515**	**154980**	**21348151**	**174561**
China People'S Republic (P.R)	1475681	12197	1330490	10880
Germany	19139	157		
Hong Kong: Sar Of China			102	1
India	13715755	113259	17017726	139153
Italy	10286	84		
Japan	3042170	24897	1608196	13141
Korea, Republic Of	1943	16		
Malaysia			13244	108
Spain	4640	39		
Thailand	519902	4332	1371795	11225

Import payments by commodities/countries Table-3.1 (Contd.)
(Four digit level HS code)

(First two digit section, second two digit chapter and last two digit indicate four digit level commodities)

(Amount in thousand)

HS Code - Commodities/Countries	2024 - 2025		2025 - 2026	
	Amount (BDT)	Amount (USD)	Amount (BDT)	Amount (USD)
United States of America (USA)			6597	54
178705 Special purpose motor vehicles	**749174**	**6210**	**850665**	**6966**
Austria	32871	279	9958	81
China People'S Republic (P.R)	135295	1114	229004	1871
Finland	219137	1842		
Germany	186718	1530	478384	3924
India	2848	24		
Indonesia	64235	525	20619	169
Italy			32565	267
Japan	43789	363	64607	526
Spain	40608	338		
Thailand	10307	85		
Turkey	13366	109	15407	127
United Kingdom (UK)			122	1
178705 Vehicles other than railway or tramway rolling - stock etc.	**423800**	**3507**	**272716**	**2234**
China People'S Republic (P.R)	171866	1439	27435	224
France	80213	657		
Germany	17196	141		
India	15919	134	23122	189
Italy	13906	114		
Korea, Republic Of			97329	797
Turkey	124700	1022	124829	1023
178706 Chassis fitted with engines, tractor, bus	**3477499**	**28745**	**4111747**	**33625**
China People'S Republic (P.R)	165489	1355	363629	2973
India	3212906	26568	3716922	30397
Japan	99104	822	31195	255
178706 Chassis fitted with engines,for the motor vehicles of headings 87.01 to 87.07	**157999**	**1294**	**51862**	**424**
China People'S Republic (P.R)	157999	1294	51862	424
178707 Bodies, for tractors, buses	**1208437**	**9979**	**1538810**	**12585**
China People'S Republic (P.R)	101492	833	84961	695
India	864191	7139	1078934	8828
Indonesia	144241	1191	266421	2175
Japan	43969	363	51969	425
Korea, Republic Of	34414	285	35747	292
Saudi Arabia	4394	37	9029	74
Thailand			3195	26
Turkey	15737	129	8121	66
Viet Nam			433	4
178708 Parts,accessories, motor vehicles	**14979321**	**124062**	**12330031**	**100854**
Australia	136	1		
Austria	824	7	1011	8
Bahrain			3887	32
Belgium	714	6	1209	10
Brazil	284	2	54	0
Bulgaria			32	0

Import payments by commodities/countries Table-3.1 (Contd.)
(Four digit level HS code)

(First two digit section, second two digit chapter and last two digit indicate four digit level commodities)

(Amount in thousand)

HS Code - Commodities/Countries	2024 - 2025		2025 - 2026	
	Amount (BDT)	Amount (USD)	Amount (BDT)	Amount (USD)
Canada	494	4	408	3
China People'S Republic (P.R)	7884479	65345	5748925	47035
Cyprus			72	1
Czech Republic	1547	13	32276	263
Denmark			2	0
Estonia	74	1		
Finland	84	1	739	6
France	2306	19	7161	59
Germany	35138	292	45850	375
Hong Kong: Sar Of China	7141	59	4393	36
Hungary	1940	16	813	7
India	5505482	45553	4117941	33680
Indonesia	319386	2637	1070394	8754
Italy	4639	38	8192	67
Japan	495940	4103	818103	6686
Jordan			1925	16
Kenya	26	0		
Korea, Republic Of	338649	2816	172817	1415
Latvia	7	0		
Lithuania	25	0	3	0
Malaysia	35245	290	20120	165
Mexico	986	8	749	6
Netherlands	178	2	274	2
Norway	117	1	121	1
Pakistan	10506	87	11171	91
Poland	663	5	2647	22
Portugal	84	1		
Romania	165	1	193	2
Russian Federation			15	0
Saudi Arabia	4072	34		
Singapore	40999	341	10698	88
Slovakia	1657	14	547	4
Slovenia	413	3	137	1
Spain	71509	593	409	3
Sweden	1229	10	1506	12
Switzerland	3406	28	35	0
Taiwan: Province Of China	59113	488	37011	303
Thailand	84079	697	123373	1009
Tunisia	81	1		
Turkey	4961	41	17996	147
Ukraine			18963	154
United Arab Emirates (UAE)	15336	127	27569	225
United Kingdom (UK)	20699	172	6285	51
United States of America (USA)	21415	178	10620	87
Viet Nam	3095	26	3383	28
178709 Works truck,self-propelled	**319258**	**2644**	**3288**	**27**
China People'S Republic (P.R)	101115	855	1982	16
France	210107	1722		
Germany	1299	11	576	5

Import payments by commodities/countries Table-3.1 (Contd.)
(Four digit level HS code)

(First two digit section, second two digit chapter and last two digit indicate four digit level commodities)

(Amount in thousand)

HS Code - Commodities/Countries		2024 - 2025		2025 - 2026	
		Amount (BDT)	Amount (USD)	Amount (BDT)	Amount (USD)
	Italy	4552	39		
	Japan	449	4		
	Korea, Republic Of			691	6
	Malaysia			39	0
	Spain	121	1		
	United Arab Emirates (UAE)	1286	11		
	United States of America (USA)	329	3		
178710	**Tank & other armoured vehi**	**6928952**	**57067**	**8347343**	**68379**
	Canada	298777	2534		
	China People'S Republic (P.R)	4812078	39585	8100299	66358
	Germany	199802	1665		
	India	457447	3752		
	Indonesia			1	0
	Japan			1	0
	Korea, Republic Of			7	0
	Serbia	83197	680		
	Thailand	90075	748		
	Turkey	891105	7313	36982	303
	Ukraine	96471	791	205678	1683
	United Arab Emirates (UAE)			1568	13
	United States of America (USA)			2807	23
178711	**Motorcycles**	**2646761**	**21896**	**3496726**	**28586**
	China People'S Republic (P.R)	426005	3515	990792	8094
	Hong Kong: Sar Of China	624	5	873	7
	India	1704958	14116	1952183	15964
	Indonesia	505960	4183	487852	3991
	Japan			52317	426
	Pakistan			183	2
	Thailand	9214	76	8551	70
	United Arab Emirates (UAE)			3975	33
178712	**Bicycles**	**3564**	**30**	**11971**	**98**
	China People'S Republic (P.R)	3564	30	10740	88
	India			183	2
	Singapore			407	3
	Taiwan: Province Of China			642	5
178713	**Carriages for disabled persons**	**313961**	**2602**	**326598**	**2671**
	China People'S Republic (P.R)	306672	2541	323914	2649
	India	307	3	50	0
	Italy	4065	34		
	Malaysia			2277	19
	Pakistan			356	3
	Singapore	1751	14		
	Turkey	37	0		

Import payments by commodities/countries Table-3.1 (Contd.)
(Four digit level HS code)

(First two digit section, second two digit chapter and last two digit indicate four digit level commodities)

(Amount in thousand)

HS Code - Commodities/Countries	2024 - 2025		2025 - 2026	
	Amount (BDT)	Amount (USD)	Amount (BDT)	Amount (USD)
United States of America (USA)	1129	9		
178714 Parts,accessories, of motorcycle/bicycles	**38428179**	**317205**	**36319128**	**297043**
Austria			1558	13
Belgium	431	4	8305	68
Cambodia	92777	763	61900	506
China People'S Republic (P.R)	6225205	51458	7918769	64747
Czech Republic	1231	10	26668	218
Denmark			6828	56
Finland			684	6
Germany	126430	1046	135750	1110
Hong Kong: Sar Of China	16044	132	2858	23
India	29231396	241251	24262986	198465
Indonesia	557226	4588	657779	5378
Italy	36039	299	34548	282
Japan	226728	1852	187424	1533
Malaysia	273430	2248	374661	3064
Netherlands	6067	50	7500	61
Pakistan	15243	126	82	1
Philippines	36739	302	87765	717
Portugal			2990	24
Singapore	24683	203	238581	1952
Sweden			1427	12
Switzerland	90	1		
Taiwan: Province Of China	1063221	8796	1530319	12511
Thailand	2939	24	14821	121
Turkey			3366	28
United Arab Emirates (UAE)	50033	412	175294	1435
United Kingdom (UK)	153	1		
Viet Nam	442075	3642	576264	4713
178715 Baby carriages and parts	**24073**	**199**	**30775**	**252**
China People'S Republic (P.R)	23680	196	30165	247
Hong Kong: Sar Of China	198	2		
India			194	2
Singapore			283	2
Taiwan: Province Of China	194	2	133	1
178716 Trailer & semi-trailers;	**750486**	**6215**	**583038**	**4768**
China People'S Republic (P.R)	502221	4160	368840	3015
Denmark	17	0		
Germany	5902	48	1190	10
Hong Kong: Sar Of China	9316	78	6901	56
India	140137	1162	90841	742
Indonesia	65	1		
Italy	5090	41	2016	16
Japan	8211	68	19771	161
Korea, Republic Of			1229	10
Malaysia	1523	13	12	0

Import payments by commodities/countries Table-3.1 (Contd.)
(Four digit level HS code)

(First two digit section, second two digit chapter and last two digit indicate four digit level commodities)

(Amount in thousand)

HS Code - Commodities/Countries	2024 - 2025		2025 - 2026	
	Amount (BDT)	Amount (USD)	Amount (BDT)	Amount (USD)
Singapore	3010	26		
Sri Lanka	13826	116	33475	275
Switzerland	23	0		
Thailand	12888	106	14810	121
Turkey	21063	172	41487	340
United States of America (USA)	27194	225	313	3
Viet Nam			2152	18
178800 Aircraft, spacecraft and parts thereof	**2808822**	**23226**	**8314374**	**68086**
178801 Balloons & dirigibles etc.	**3703**	**30**	**108657**	**889**
Canada	3367	28		
China People'S Republic (P.R)			106367	871
Japan	336	3	325	3
United States of America (USA)			1965	16
178802 Other aircraft, helicopters etc.	**1164339**	**9630**	**3305726**	**27087**
Austria			2385	19
Canada	44132	368		
China People'S Republic (P.R)	117828	967	146273	1199
Czech Republic	11774	96	33415	275
Italy			2940645	24096
Malaysia	2194	18		
Poland	7397	60		
Russian Federation	13998	115	86233	705
Spain	274093	2309		
Switzerland	67754	564		
Ukraine	129844	1071		
United Arab Emirates (UAE)	17253	142		
United Kingdom (UK)			45069	370
United States of America (USA)	478072	3921	51705	422
178804 Parachutes,rotochutes & parts	**116483**	**969**	**312712**	**2561**
China People'S Republic (P.R)	25434	210	70844	580
Czech Republic			8307	68
France			5686	47
Germany			12945	105
Russian Federation	2566	21	16032	131
South Africa	2012	17		
Ukraine	1269	11		
United Arab Emirates (UAE)	472	4	130301	1068
United Kingdom (UK)			17229	142
United States of America (USA)	84730	706	51368	421
178805 Aircraft launching gear,etc	**48208**	**396**	**280608**	**2299**
Austria	24344	200		
China People'S Republic (P.R)	10907	89		
France			17108	139
Italy			174472	1429

Import payments by commodities/countries Table-3.1 (Contd.)
(Four digit level HS code)

(First two digit section, second two digit chapter and last two digit indicate four digit level commodities)

(Amount in thousand)

HS Code - Commodities/Countries		2024 - 2025		2025 - 2026	
		Amount (BDT)	Amount (USD)	Amount (BDT)	Amount (USD)
	Netherlands			79616	653
	United Arab Emirates (UAE)	1446	12		
	United Kingdom (UK)			3849	32
	United States of America (USA)	11511	95	5563	46
178806	**Unmanned aircraft:**	**555583**	**4623**	**2521858**	**20668**
	Austria	487878	4066	2123006	17413
	Canada	9419	80		
	China People'S Republic (P.R)	58286	478	135128	1104
	Czech Republic			9838	80
	Finland			42234	344
	Hong Kong: Sar Of China			2224	18
	Japan			105543	860
	Portugal			11926	98
	Turkey			60631	495
	United Arab Emirates (UAE)			1968	16
	United Kingdom (UK)			2431	20
	United States of America (USA)			26929	220
178807	**Parts of goods heading 88.01, 88.02 or 88.06**	**920506**	**7577**	**1784814**	**14582**
	Australia	7024	59	159585	1305
	Austria	259	2		
	Belarussia			38852	316
	Canada	1715	15	2258	18
	China People'S Republic (P.R)	204505	1683	416784	3408
	Czech Republic	228260	1875	61981	508
	Finland			16037	131
	France	16561	136	693	6
	Germany	10054	82	20932	171
	India	703	6	4485	37
	Italy	7855	65	26073	214
	Malaysia	26249	215	4778	39
	Netherlands			233	2
	Poland	20982	173		
	Russian Federation			124302	1016
	Singapore	29301	243	4788	39
	Switzerland	4216	35	9987	82
	Thailand			10212	83
	Turkey	3035	25	501441	4093
	Ukraine	12813	106	11690	96
	United Arab Emirates (UAE)	41816	343	125810	1026
	United Kingdom (UK)	79241	659	3479	29
	United States of America (USA)	225918	1856	240416	1964
178900	**Ships, boats and floating structures**	**78255820**	**647348**	**73808968**	**603263**
178901	**Cruise ships, excursion boats etc.**	**25421401**	**211348**	**29514910**	**241238**
	China People'S Republic (P.R)	2292000	19100	9368531	76698
	Japan	12067348	100748	12884815	105270

Import payments by commodities/countries Table-3.1 (Contd.)
(Four digit level HS code)

(First two digit section, second two digit chapter and last two digit indicate four digit level commodities)

(Amount in thousand)

HS Code - Commodities/Countries		2024 - 2025		2025 - 2026	
		Amount (BDT)	Amount (USD)	Amount (BDT)	Amount (USD)
	Korea, Republic Of	5983501	49045	7258755	59248
	Philippines	4523231	37900		
	South Africa	552324	4530		
	Thailand	2996	25	2809	23
178902	**Fishing vessels**	**263270**	**2167**	**493512**	**4045**
	China People'S Republic (P.R)			140	1
	Thailand	263270	2167	493373	4043
178903	**Yachts & other vessels**	**169990**	**1393**	**17170**	**141**
	China People'S Republic (P.R)	37834	308	7405	61
	India	96312	789	19	0
	Japan			204	2
	Korea, Republic Of			2295	19
	Netherlands	28204	231	7246	59
	Spain	7640	64		
178905	**Light-vessels,fire-float etc.**	**1979191**	**16407**	**1234589**	**10057**
	China People'S Republic (P.R)	1257	11	7737	63
	Netherlands	301529	2509		
	United Kingdom (UK)			1226852	9994
	United States of America (USA)	1676405	13888		
178906	**Other vessels,warship, lifeboats**	**886488**	**7336**	**1145451**	**9399**
	China People'S Republic (P.R)	212080	1729	36862	301
	Estonia	583267	4861		
	Finland			1070412	8785
	India	88904	729	37032	304
	Japan			1146	9
	Viet Nam	2237	18		
178907	**Other floating structure**	**102871**	**847**	**229133**	**1875**
	Australia			19624	161
	China People'S Republic (P.R)	10039	83	32392	265
	Germany			115479	944
	India	48	0	40	0
	Italy			26592	218
	Norway	14781	121		
	Spain	9929	84		
	Sweden			4691	38
	Thailand			21	0
	Turkey	64478	529	25515	209
	United States of America (USA)	3596	30	4780	39
178908	**Vessels & other,breaking up**	**49432609**	**407850**	**41174202**	**336508**
	Belgium	161366	1313		
	Canada	86750	709		
	China People'S Republic (P.R)	2415857	20227	2903800	23739
	Croatia			1492622	12194
	Denmark	650808	5353	93670	763
	France			3145623	25686

Import payments by commodities/countries Table-3.1 (Contd.)
(Four digit level HS code)

(First two digit section, second two digit chapter and last two digit indicate four digit level commodities)

(Amount in thousand)

HS Code - Commodities/Countries	2024 - 2025		2025 - 2026	
	Amount (BDT)	Amount (USD)	Amount (BDT)	Amount (USD)
Germany	796361	6693	689003	5626
Hong Kong: Sar Of China	601373	4916		
Japan	22805287	188072	17334191	141533
Korea, Republic Of	17911346	147276	9223948	75607
Netherlands			269157	2206
Norway			206860	1685
Poland	159093	1295		
Russian Federation	328378	2692		
Singapore	1107613	9230	2512333	20471
Spain			2267037	18534
Switzerland			705206	5765
Taiwan: Province Of China			210997	1719
Tanzania, United Republic Of	66460	545		
Thailand			119755	979
Turkey	386741	3223		
United States of America (USA)	1955177	16305		
180000 Optical, Photographic, Cinematographic, Measuring, Checking, Precision, Medical Orsurgical Instruments and Apparatus; Clocks and Watches; Musical Instruments; Parts and Accessories Thereof	**61919307**	**512925**	**66141662**	**540823**
189000 Optical, photographic, cinematographic, measuring, checking, precision, medical orsurgical instruments and apparatus; parts and accessories thereof	**60800050**	**503676**	**64740034**	**529366**
189001 Optical fibres etc	**1610510**	**13374**	**1074671**	**8787**
Austria			764	6
China People'S Republic (P.R)	1376873	11436	846230	6919
Denmark			131	1
France	108	1	382	3
Germany	1788	15	1851	15
Hong Kong: Sar Of China	73637	610	54943	449
India	18250	151	21403	175
Italy	1363	11	0	0
Japan	11106	92	13441	110
Korea, Republic Of	18191	154	11716	96
Malaysia	76865	637	83087	679
Netherlands	179	1		
Philippines	73	1	152	1
Singapore	1055	9	1786	15
Spain	2727	22	1181	10
Switzerland	234	2	35	0
Taiwan: Province Of China	338	3		
Thailand	24135	199	26873	220
Turkey	683	6		
United Kingdom (UK)	619	5	909	7
United States of America (USA)	61	1	60	0
Viet Nam	2224	19	9727	80

Import payments by commodities/countries Table-3.1 (Contd.)
(Four digit level HS code)

(First two digit section, second two digit chapter and last two digit indicate four digit level commodities)

(Amount in thousand)

HS Code - Commodities/Countries	2024 - 2025		2025 - 2026	
	Amount (BDT)	Amount (USD)	Amount (BDT)	Amount (USD)
189002 Lenses, prisims, mirrors etc.	**73785**	**611**	**140220**	**1145**
Austria			105	1
China People'S Republic (P.R)	11324	93	48051	392
Germany	5039	42	1045	9
Hong Kong: Sar Of China	5648	47	1579	13
India	1039	9	54	0
Ireland	15	0		
Italy	319	3		
Japan	31946	264	55014	450
Malaysia			267	2
Netherlands			218	2
Philippines	7776	64	19356	158
Portugal	50	0		
Singapore	2102	18	1749	14
Slovakia	2	0		
Spain	234	2	165	1
Sweden	2434	21		
Switzerland	20	0	32	0
Taiwan: Province Of China	1795	15	4846	40
Thailand	227	2		
Turkey	1070	9	71	1
United Arab Emirates (UAE)	27	0	34	0
United Kingdom (UK)	583	5	7128	58
United States of America (USA)	2137	18	508	4
189003 Frame & mounting,spectacles etc.	**47995**	**398**	**63743**	**521**
China People'S Republic (P.R)	39901	331	61720	505
Hong Kong: Sar Of China	25	0	742	6
India	4295	35	1281	10
Ireland	3	0		
Italy	3331	27		
Japan	17	0		
Thailand	167	1		
United States of America (USA)	257	2		
189004 Spectacles,goggles, etc.	**106790**	**887**	**222067**	**1814**
Austria			115461	943
China People'S Republic (P.R)	90467	753	88039	719
Germany	2195	19	1917	16
Hong Kong: Sar Of China	5216	43	855	7
India	1054	9	1494	12
Italy	3782	31	12930	106
Korea, Republic Of	1545	13	593	5
Malaysia	1306	11	123	1
Taiwan: Province Of China	775	6	474	4
Thailand			3	0
Turkey	90	1		
United States of America (USA)	359	3	120	1
Viet Nam			59	0

Import payments by commodities/countries Table-3.1 (Contd.)
(Four digit level HS code)

(First two digit section, second two digit chapter and last two digit indicate four digit level commodities)

(Amount in thousand)

HS Code - Commodities/Countries		2024 - 2025		2025 - 2026	
		Amount (BDT)	Amount (USD)	Amount (BDT)	Amount (USD)
189005	**Binoculars, monoculars, telescopes etc.**	**11382**	**95**	**1016891**	**8295**
	China People'S Republic (P.R)	1984	16	36960	303
	Germany	2450	20	1632	13
	Greece	1428	12	970444	7914
	India	14	0	6	0
	Japan	5133	43		
	Korea, Republic Of	9	0	4352	36
	United Kingdom (UK)			2340	19
	United States of America (USA)	365	3	1156	9
189006	**Photographic cameras, etc.**	**51791**	**430**	**46030**	**377**
	China People'S Republic (P.R)	34377	286	29200	239
	Germany	852	7	7480	61
	Hong Kong: Sar Of China	941	8	714	6
	India	2572	21	2140	18
	Japan	11541	95	6006	49
	Korea, Republic Of	32	0		
	Philippines	381	3		
	Singapore			10	0
	Taiwan: Province Of China			2	0
	Thailand	860	7	428	4
	United States of America (USA)	235	2	50	0
189007	**Cinematographic camras, projector etc.**	**9847**	**82**	**1235**	**10**
	China People'S Republic (P.R)	2335	19	785	6
	Germany	31	0		
	India	7246	60	3	0
	Korea, Republic Of	189	2	93	1
	Thailand	46	0		
	United Arab Emirates (UAE)			118	1
	United Kingdom (UK)			235	2
189008	**Image projector, etc.**	**71342**	**588**	**60345**	**493**
	China People'S Republic (P.R)	28177	233	46605	381
	Italy	467	4		
	Taiwan: Province Of China	42698	352	13253	108
	United Kingdom (UK)			487	4
189010	**Apparatus for photographic etc.**	**131763**	**1092**	**61858**	**505**
	China People'S Republic (P.R)	102846	852	36839	301
	India			22	0
	Italy			1398	11
	Japan	13238	110	11567	94
	Korea, Republic Of	15667	130	3124	25
	Portugal			392	3
	Taiwan: Province Of China			7365	60
	Thailand	13	0		
	Turkey			1150	9
189011	**Compound optical microscopes**	**439280**	**3644**	**585505**	**4785**

Import payments by commodities/countries Table-3.1 (Contd.)
(Four digit level HS code)

(First two digit section, second two digit chapter and last two digit indicate four digit level commodities)

(Amount in thousand)

HS Code - Commodities/Countries		2024 - 2025		2025 - 2026	
		Amount (BDT)	Amount (USD)	Amount (BDT)	Amount (USD)
	Austria	375	3		
	Canada	430	4	1776	15
	China People'S Republic (P.R)	91754	763	109225	893
	Germany	229075	1901	189898	1552
	Hong Kong: Sar Of China			22	0
	Hungary			2288	19
	India	22904	189	17696	145
	Italy	5370	45	9166	75
	Japan	42525	351	92849	759
	Netherlands	3689	31	2231	18
	Poland	1873	15	637	5
	Singapore	15226	128	41428	339
	Spain	7	0		
	Sweden	1385	11		
	Taiwan: Province Of China	5819	48	1658	14
	United Kingdom (UK)			7265	59
	United States of America (USA)	18846	155	109365	892
189012	**Microscopes excl opt micros**	**255291**	**2107**	**207736**	**1696**
	China People'S Republic (P.R)	9905	81	1901	16
	Czech Republic	70821	583	122341	999
	Germany	39274	327	745	6
	India	324	3	22778	186
	Italy	110	1		
	Japan	65560	546	26876	219
	Singapore			5539	45
	Switzerland	6707	57	11019	90
	Turkey			9603	79
	United Kingdom (UK)	50651	412	5679	47
	United States of America (USA)	11939	97	1255	10
189013	**Liquid crystal devices**	**83586**	**694**	**65687**	**536**
	Bosnia And Herzegovina	5792	48		
	China People'S Republic (P.R)	22570	187	18921	155
	Finland			54	0
	Germany	44298	369	26678	217
	Hong Kong: Sar Of China	37	0		
	India	51	0	2294	19
	Italy	6529	53		
	Japan			4297	35
	Netherlands	688	6		
	Romania	37	0	64	1
	Singapore	14	0	11	0
	Spain	534	4		
	Switzerland	128	1		
	Taiwan: Province Of China	1	0	259	2
	Turkey	31	0		
	United Arab Emirates (UAE)			25	0

Import payments by commodities/countries Table-3.1 (Contd.)
(Four digit level HS code)

(First two digit section, second two digit chapter and last two digit indicate four digit level commodities)

(Amount in thousand)

HS Code - Commodities/Countries		2024 - 2025		2025 - 2026	
		Amount (BDT)	Amount (USD)	Amount (BDT)	Amount (USD)
	United Kingdom (UK)	562	5	8273	68
	United States of America (USA)	2313	19	4809	39
189014	**Direction finding compasses**	**102745**	**851**	**52801**	**433**
	Canada	23522	193		
	China People'S Republic (P.R)	2425	20	3058	25
	France	13370	111		
	Germany			275	2
	Italy	366	3		
	Japan	2151	18	2720	22
	Korea, Republic Of			732	6
	Mexico			104	1
	Norway	48648	405	36499	299
	Portugal	1129	9		
	Singapore	1397	12		
	Switzerland	5309	44		
	Taiwan: Province Of China	747	6	13	0
	United Kingdom (UK)	3682	30		
	United States of America (USA)			9400	77
189015	**Surveying, hydrographic etc.**	**469928**	**3866**	**689464**	**5639**
	Australia	5690	47	3271	27
	Canada	1474	12	107527	879
	China People'S Republic (P.R)	89223	735	67194	550
	Croatia			73	1
	Denmark	2612	21		
	France	23610	194	44979	368
	Germany	4546	38	19278	158
	Hungary	703	6	175	1
	Iceland	394	3	240	2
	India	12039	101	1538	13
	Italy	37522	307	6190	51
	Japan	72639	597	209277	1712
	Korea, Republic Of	384	3		
	Lithuania	735	6		
	Luxembourg			2684	22
	Malaysia	963	8		
	Netherlands	9020	76	308	3
	Norway	48755	399	62171	508
	Poland	13	0		
	Singapore	12758	105	4260	35
	Slovakia	10624	89		
	Sweden	26	0	6406	53
	Switzerland	77863	640	22256	182
	Taiwan: Province Of China	162	1		
	Thailand			73	1
	Turkey	1221	10	37	0
	United Kingdom (UK)	6242	51	6268	51

(First two digit section, second two digit chapter and last two digit indicate four digit level commodities)

(Amount in thousand)

HS Code - Commodities/Countries		2024 - 2025		2025 - 2026	
		Amount (BDT)	Amount (USD)	Amount (BDT)	Amount (USD)
	United States of America (USA)	50709	417	125260	1024
189016	**Balances of a sensitivity of 5cg**	**244090**	**2034**	**243404**	**1991**
	Canada	1598	13		
	China People'S Republic (P.R)	31046	256	36437	297
	Denmark			2360	19
	Germany	14943	124	77114	632
	Hong Kong: Sar Of China			102	1
	India	1013	8	2502	20
	Italy	1962	16	2147	18
	Japan	244	2	2611	21
	Korea, Republic Of	440	4		
	Philippines	2387	20	5990	49
	Poland	30883	256	36366	298
	Singapore			31467	258
	Switzerland	138015	1156	4523	37
	Taiwan: Province Of China			6110	50
	Turkey	139	1		
	United Arab Emirates (UAE)	6504	53	5856	48
	United Kingdom (UK)	1130	9	360	3
	United States of America (USA)	13788	115	29460	241
189017	**Drawing, marking-out etc. inst.**	**383336**	**3174**	**522497**	**4271**
	Austria	1021	8	901	7
	Brazil	92	1		
	China People'S Republic (P.R)	256425	2122	327364	2677
	Czech Republic			4	0
	Estonia	96	1	247	2
	Finland	10	0	512	4
	France	28251	238	4151	34
	Germany	13494	112	19389	158
	Hong Kong: Sar Of China	2269	19	1874	15
	Hungary			49	0
	India	33847	279	50351	412
	Italy	14518	120	19212	157
	Japan	4003	33	8551	70
	Korea, Republic Of	436	4	350	3
	Malaysia	77	1	60	0
	Netherlands			62638	511
	Singapore			818	7
	Spain	18867	156	22645	185
	Sri Lanka	6	0		
	Sweden	1223	10		
	Switzerland	854	7	721	6
	Taiwan: Province Of China	1317	11	1161	10
	Thailand	287	2		
	Turkey	87	1	318	3
	United Arab Emirates (UAE)			128	1
	United Kingdom (UK)			6	0

Import payments by commodities/countries Table-3.1 (Contd.)
(Four digit level HS code)

(First two digit section, second two digit chapter and last two digit indicate four digit level commodities)

(Amount in thousand)

HS Code - Commodities/Countries	2024 - 2025		2025 - 2026	
	Amount (BDT)	Amount (USD)	Amount (BDT)	Amount (USD)
United States of America (USA)	6155	51	1048	9
189018 Instruments in medical,surgical, etc.	**17612994**	**145798**	**22933793**	**187537**
Andorra	13185	112		
Australia	6076	50	5085	42
Austria	405714	3363	325073	2662
Belarussia	4876	41	4002	33
Belgium	59063	490	122468	1001
Brazil	11928	100	16269	133
Bulgaria	5351	44	21506	176
Canada	12301	102	15191	124
China People'S Republic (P.R)	2977388	24638	4814886	39360
Costa Rica	96634	804	48693	398
Croatia			2912	24
Czech Republic	10410	87	13243	108
Denmark	18874	155	24318	199
Dominica			51	0
Dominican Republic	20895	173	8154	67
Egypt	22036	182	32358	265
Finland	4435	37	9351	76
France	453793	3784	470027	3845
Germany	3188365	26379	3600313	29476
Greece	10502	88	10633	87
Hong Kong: Sar Of China	106295	870	15550	127
Hungary	125179	1043	100651	823
India	777832	6438	1511822	12360
Indonesia	30056	251	6068	49
Ireland	1331147	11013	1811053	14800
Italy	244364	2032	223294	1828
Japan	1292973	10683	1436041	11748
Korea, Republic Of	813655	6756	1088556	8901
Kuwait			24	0
Lithuania	773	6	642	5
Malaysia	435493	3596	471285	3854
Mauritius	366	3	4112	34
Mexico	364308	3018	508412	4157
Netherlands	606619	5032	477512	3900
Norway	228887	1897	234766	1918
Pakistan	102609	850	124847	1021
Philippines	68104	565	25521	209
Poland	90209	747	92531	757
Romania	8400	70	10750	88
Serbia			5896	48
Singapore	199160	1647	655984	5364
Slovakia	2338	19	39220	321
Slovenia	3158	26	45939	377
South Africa	78	1		
Spain	32663	270	70055	573
Sweden	4368	36	4364	36
Switzerland	556772	4620	661221	5404
Taiwan: Province Of China	46476	387	65821	539
Thailand	133545	1103	208824	1707

Import payments by commodities/countries Table-3.1 (Contd.)
(Four digit level HS code)

(First two digit section, second two digit chapter and last two digit indicate four digit level commodities)

(Amount in thousand)

HS Code - Commodities/Countries		2024 - 2025		2025 - 2026	
		Amount (BDT)	Amount (USD)	Amount (BDT)	Amount (USD)
	Turkey	41011	339	53913	441
	Ukraine			443	4
	United Arab Emirates (UAE)	2696	22	6769	55
	United Kingdom (UK)	196908	1626	72275	591
	United States of America (USA)	2322289	19193	3172938	25932
	Viet Nam	122437	1015	182162	1490
189019	**Mechano-therapy,etc,appliances**	**1488697**	**12335**	**2094892**	**17132**
	Argentina	2429	20		
	Australia	29673	246	17833	146
	Brazil	28908	241	69400	567
	Bulgaria	2698	22	31361	257
	Cambodia			221	2
	Canada	2764	23	1526	12
	China People'S Republic (P.R)	716440	5937	995781	8144
	Czech Republic			125	1
	France	23016	189	5746	47
	Germany	104737	872	66309	543
	Hong Kong: Sar Of China	543	4	1591	13
	Hungary	1786	15		
	India	105914	877	121385	993
	Ireland	1132	9		
	Italy	39124	327	69166	565
	Japan	26190	216	167513	1369
	Korea, Republic Of	101419	832	144631	1182
	Lithuania			1012	8
	Malaysia	841	7	171	1
	Mexico	3091	26	911	7
	Netherlands			1247	10
	New Zealand			31768	260
	Pakistan	1788	15		
	Philippines	1995	16		
	Poland	16101	134	4861	40
	Singapore	27744	231	10193	83
	Slovakia	2078	18	19804	162
	Sweden	652	5	2	0
	Switzerland	53767	445	96220	787
	Taiwan: Province Of China	3929	32	2468	20
	Thailand	3117	26	8404	69
	Turkey	37588	312	12321	101
	United Kingdom (UK)	35964	297	748	6
	United States of America (USA)	106683	883	207360	1697
	Viet Nam	6585	55	4813	39
189020	**Other breathing appliance,gas masks**	**179747**	**1485**	**76723**	**627**
	China People'S Republic (P.R)	79838	659	33061	270
	France			15645	127
	Germany	97	1	160	1
	India	4543	37	6582	54
	Japan			18	0

(First two digit section, second two digit chapter and last two digit indicate four digit level commodities)

(Amount in thousand)

HS Code - Commodities/Countries		2024 - 2025		2025 - 2026	
		Amount (BDT)	Amount (USD)	Amount (BDT)	Amount (USD)
	Korea, Republic Of	222	2		
	Latvia	318	3	1171	10
	Lithuania	8410	70	12401	101
	Malaysia	5	0		
	Mexico	58	0	30	0
	Singapore			40	0
	Switzerland			85	1
	Taiwan: Province Of China	6989	58	166	1
	Thailand			29	0
	United Kingdom (UK)	26667	221	7087	58
	United States of America (USA)	52431	432	127	1
	Viet Nam	170	1	122	1
189021	**Orthopaedic,appliances etc.**	**3082826**	**25461**	**3823407**	**31263**
	Australia	12490	104	70053	574
	Austria	132438	1078	163321	1334
	Barbados	2434	20	6761	55
	Belgium			2507	20
	Brazil			1236	10
	Bulgaria	281	2		
	China People'S Republic (P.R)	276702	2283	325862	2665
	Costa Rica	27330	226	5247	43
	Czech Republic	57	0		
	Denmark	33034	273	50116	411
	Finland	2881	24		
	France	3609	30	2201	18
	Germany	77370	640	296978	2430
	Hong Kong: Sar Of China	1349	11	103	1
	Hungary	2114	18	1596	13
	India	269935	2236	256593	2098
	Ireland	79108	655	85398	698
	Italy	113872	943	161430	1321
	Japan	466	4	3106	25
	Korea, Republic Of	8035	67	3236	27
	Liechtenstein	8	0		
	Malaysia	64816	536	82100	671
	Mexico	48103	398	32146	263
	Nepal	2634	22	5754	47
	Netherlands	34518	283	1899	16
	Norway			1668	14
	Pakistan	585	5	950	8
	Philippines	22	0	2698	22
	Singapore	227248	1882	279968	2290
	Sweden			2549	21
	Switzerland	124019	1024	171484	1402
	Taiwan: Province Of China	6889	57	11541	94
	Thailand	122745	1016	171583	1404
	Turkey	7974	65	1973	16
	United Arab Emirates (UAE)	2993	25		

Import payments by commodities/countries Table-3.1 (Contd.)
(Four digit level HS code)

(First two digit section, second two digit chapter and last two digit indicate four digit level commodities)

(Amount in thousand)

HS Code - Commodities/Countries		2024 - 2025		2025 - 2026	
		Amount (BDT)	Amount (USD)	Amount (BDT)	Amount (USD)
	United Kingdom (UK)	54359	448	21993	180
	United States of America (USA)	1336951	11040	1593866	13028
	Viet Nam	5459	46	5490	45
189022	**Appratus based on x-ray,alpha, etc.**	**7815940**	**64815**	**6084688**	**49749**
	Australia	570	5		
	Austria	53	0	41889	344
	Belgium	8853	75	151	1
	Canada	526	4		
	China People'S Republic (P.R)	1610536	13361	1165361	9525
	Czech Republic	26780	227	13885	113
	Denmark	152	1	1865	15
	Finland			15344	125
	France	302999	2511	235135	1924
	Germany	2124061	17628	1919991	15696
	Hungary	13625	114	9717	79
	India	368287	3054	263824	2156
	Indonesia	263	2	2064	17
	Ireland			46	0
	Italy	49308	407	115863	949
	Japan	933539	7768	359263	2941
	Korea, Republic Of	406122	3360	345691	2827
	Malaysia	17579	147	8799	72
	Mexico	850	7	749	6
	Netherlands	225998	1883	107398	878
	Norway			15207	124
	Philippines			24	0
	Singapore	125669	1031	24476	200
	South Africa			1917	16
	Spain	25041	205	31916	261
	Sweden	6383	53		
	Switzerland	286	2	540	4
	Taiwan: Province Of China	156	1	129	1
	Thailand			1088	9
	Turkey	10079	82	16382	134
	Ukraine	2688	22	683	6
	United Kingdom (UK)	19832	163	796	7
	United States of America (USA)	1535705	12701	1378917	11273
	Viet Nam			5579	45
189023	**Instruments demonstrationl purposes**	**111860**	**928**	**129164**	**1055**
	Australia	1064	9	459	4
	Canada	4734	40	955	8
	China People'S Republic (P.R)	27820	231	26979	221
	Egypt	506	4	712	6
	Germany	25918	213	11031	90
	Hong Kong: Sar Of China			339	3
	India	14042	117	10875	89
	Indonesia	2160	18	244	2
	Ireland			93	1
	Italy	5696	48	6176	51

Import payments by commodities/countries Table-3.1 (Contd.)
(Four digit level HS code)

(First two digit section, second two digit chapter and last two digit indicate four digit level commodities)

(Amount in thousand)

HS Code - Commodities/Countries		2024 - 2025		2025 - 2026	
		Amount (BDT)	Amount (USD)	Amount (BDT)	Amount (USD)
	Japan			479	4
	Korea, Republic Of	3436	29	7732	63
	Malaysia	5597	47	847	7
	Norway			285	2
	Pakistan			509	4
	Russian Federation	421	3		
	Singapore	482	4		
	Spain	856	7	5369	44
	Sweden			23085	188
	Taiwan: Province Of China	863	7	5648	46
	Thailand			41	0
	Turkey	5003	42		
	United Arab Emirates (UAE)			552	5
	United Kingdom (UK)	10775	88	9409	77
	United States of America (USA)	2485	21	17347	142
189024	**Machines, hardness,strength test etc.**	**1375714**	**11385**	**1633112**	**13353**
	Australia			2324	19
	Austria	14897	125	192	2
	Belgium			1074	9
	Bulgaria	53	0		
	Canada	1347	11	281	2
	China People'S Republic (P.R)	353862	2920	489394	4000
	France			552	5
	Germany	51356	426	87986	720
	Hong Kong: Sar Of China	2623	22	1604	13
	Hungary			5079	42
	India	159779	1321	203608	1666
	Indonesia			15839	130
	Ireland	93	1	1231	10
	Italy	89660	743	69125	565
	Japan	10846	89	17974	147
	Korea, Republic Of	4470	37	6750	55
	Malaysia	7005	57	2984	24
	Mexico			1914	16
	Netherlands	3422	29	4361	36
	Pakistan			759	6
	Poland			136	1
	Qatar			122	1
	Serbia	8319	68		
	Singapore	11419	93	732	6
	Slovakia	254	2	55	0
	Spain	12857	107	47	0
	Sri Lanka	402	3		
	Sweden	32135	265	10262	84
	Switzerland	112542	927	48803	400
	Taiwan: Province Of China	15887	131	20856	171

Import payments by commodities/countries Table-3.1 (Contd.)
(Four digit level HS code)

(First two digit section, second two digit chapter and last two digit indicate four digit level commodities)

(Amount in thousand)

HS Code - Commodities/Countries		2024 - 2025		2025 - 2026	
		Amount (BDT)	Amount (USD)	Amount (BDT)	Amount (USD)
	Thailand	5283	44		
	Tunisia	1164	10		
	Turkey	25213	211	16548	136
	United Arab Emirates (UAE)			819	7
	United Kingdom (UK)	319318	2653	302039	2471
	United States of America (USA)	131509	1090	319663	2611
189025	**Hydrometers,thermometers etc.**	**912578**	**7524**	**729269**	**5966**
	Australia	881	7		
	Austria	3776	31	2303	19
	Belgium	120447	987	31613	259
	Brazil			749	6
	Bulgaria	1675	14	91	1
	Canada	2089	17	307	3
	China People'S Republic (P.R)	171991	1423	237878	1946
	Croatia			410	3
	Czech Republic	1436	12	106	1
	Denmark	4647	38	30118	246
	Dominican Republic	202	2		
	Estonia	163	1		
	Finland	7371	60	8509	70
	France	36958	305	8714	71
	Germany	99505	825	129987	1064
	Greece	208	2	687	6
	Hong Kong: Sar Of China	1815	15	1430	12
	Hungary	70	1	982	8
	India	96002	796	100922	826
	Indonesia	1917	16	3283	27
	Ireland	323	3	92	1
	Italy	22291	185	36108	296
	Japan	6342	53	12883	105
	Korea, Republic Of	2513	21	1748	14
	Luxembourg	0	0	90	1
	Malaysia	2198	18	1001	8
	Malta	11	0		
	Mexico	8573	71	5656	46
	Morocco	72	1		
	Netherlands	5321	44	789	6
	New Zealand	95	1		
	Norway			4738	39
	Philippines	255	2		
	Poland	3122	26	4772	39
	Portugal	82	1	3	0
	Romania	5224	43	244	2
	Serbia	184	2	748	6
	Singapore	6958	57	11996	98
	Slovakia	217	2		
	Spain	216	2	2110	17
	Sri Lanka	19	0	107	1

Import payments by commodities/countries Table-3.1 (Contd.)
(Four digit level HS code)

(First two digit section, second two digit chapter and last two digit indicate four digit level commodities)

(Amount in thousand)

HS Code - Commodities/Countries	2024 - 2025		2025 - 2026	
	Amount (BDT)	Amount (USD)	Amount (BDT)	Amount (USD)
Sweden	17055	140	7854	64
Switzerland	12248	102	18192	149
Taiwan: Province Of China	2902	24	4527	37
Thailand	392	3	415	3
Tunisia	1462	12	702	6
Turkey	1148	10	4534	37
United Arab Emirates (UAE)	2350	19	7547	62
United Kingdom (UK)	15298	127	11747	96
United States of America (USA)	244030	2001	29438	241
Viet Nam	525	4	3137	26
189026 Instruments, checking flow,level etc.	**1959347**	**16189**	**1708401**	**13966**
Austria	5574	46	3487	29
Belarussia	11	0		
Belgium	3341	28	3604	29
Bulgaria	172	1	102	1
Canada	22990	193	12443	102
China People'S Republic (P.R)	407557	3357	460063	3761
Czech Republic	5539	45	4826	39
Denmark	29142	242	17982	147
Finland	6994	57	127095	1042
France	41814	345	41967	344
Germany	175512	1452	286433	2342
Greece	1623	13	1563	13
Hong Kong: Sar Of China	2100	17	42875	350
Hungary	1220	10	89	1
Iceland	135	1		
India	223005	1848	128696	1052
Indonesia	1814	15	239	2
Int. Bodies (Eu)			741	6
Ireland	188	2	72	1
Italy	302059	2485	43604	356
Japan	31505	261	33292	272
Korea, Republic Of	22230	186	3306	27
Latvia	72	1		
Liechtenstein	145	1		
Lithuania	27	0		
Luxembourg			433	4
Madagascar	34	0		
Malaysia	189856	1566	99744	813
Mexico	16502	137	12945	106
Netherlands	2161	18	64656	530
New Zealand			11	0
Norway	260	2	1747	14
Pakistan			555	5
Poland	9692	80	3489	29
Portugal	158	1		
Romania	1259	11	575	5
Singapore	22194	183	25975	212
Slovakia	139	1	386	3

Import payments by commodities/countries Table-3.1 (Contd.)
(Four digit level HS code)

(First two digit section, second two digit chapter and last two digit indicate four digit level commodities)

(Amount in thousand)

HS Code - Commodities/Countries	2024 - 2025		2025 - 2026	
	Amount (BDT)	Amount (USD)	Amount (BDT)	Amount (USD)
South Africa	2170	18		
Spain	541	5	303	2
Sri Lanka	81	1		
Sweden	205	2	6640	54
Switzerland	96193	799	63294	517
Taiwan: Province Of China	4026	33	3741	31
Thailand	358	3	5519	45
Turkey	143760	1191	21678	177
United Arab Emirates (UAE)	10184	84	4412	36
United Kingdom (UK)	51132	421	49462	404
United States of America (USA)	122830	1021	130342	1065
Viet Nam	841	7	16	0
189027 Instruments, physical, chemical analysis etc.	**8541681**	**70758**	**8825110**	**72166**
Argentina	3654	30	2218	18
Armenia			482	4
Australia	13175	109	9639	79
Austria	22657	188	34853	285
Belgium	68253	569	3168	26
Brazil			423	3
Bulgaria	350	3	431	4
Canada	59928	499	10791	88
China People'S Republic (P.R)	1584756	13106	2079318	17004
Colombia	7551	62		
Costa Rica			303	2
Czech Republic	164083	1354	168389	1377
Denmark	36746	304	42417	348
Estonia			1536	13
Finland	155123	1291	23482	192
France	234614	1942	191047	1562
Germany	861271	7139	954071	7798
Grenada			158	1
Hong Kong: Sar Of China	14120	116	14867	121
Hungary	49274	406	79803	652
India	297640	2458	329956	2698
Indonesia	21194	175	32746	268
Ireland	178307	1495	394915	3235
Italy	239691	1984	144149	1177
Japan	1338923	11085	1308254	10702
Korea, Republic Of	48551	402	103926	849
Latvia	75	1	820	7
Lithuania	130	1	257	2
Malaysia	111924	925	176197	1441
Malta			202	2
Mauritius	3454	28	2869	24
Mexico	14613	121	10039	82
Netherlands	88128	725	137528	1125
Philippines	4737	40	329	3
Poland	22611	186	27554	225
Portugal	72	1		

Import payments by commodities/countries Table-3.1 (Contd.)
(Four digit level HS code)

(First two digit section, second two digit chapter and last two digit indicate four digit level commodities)

(Amount in thousand)

HS Code - Commodities/Countries	2024 - 2025		2025 - 2026	
	Amount (BDT)	Amount (USD)	Amount (BDT)	Amount (USD)
Romania	6796	56	17101	139
Serbia			6353	52
Singapore	764310	6367	607261	4963
Slovakia	68	1		
South Africa	695	6	1938	16
Spain	21870	180	5536	45
Sri Lanka			1696	14
Swaziland	184	2		
Sweden	52975	441	17424	142
Switzerland	229523	1902	219230	1793
Taiwan: Province Of China	133344	1102	177287	1450
Thailand	6956	59	1744	14
Turkey	3728	31	26458	217
Ukraine			5814	47
United Arab Emirates (UAE)	19644	162	6619	54
United Kingdom (UK)	277922	2304	185005	1512
United States of America (USA)	1377191	11396	1258477	10291
Viet Nam	868	7	29	0
189028 Gas,liquid, electricty meters	**4609158**	**38330**	**3259015**	**26674**
Canada			784	6
China People'S Republic (P.R)	3404718	28353	2794487	22872
Czech Republic			3197	26
Denmark	98	1		
Germany	335229	2786	169092	1386
Greece	657	5	11248	92
Hong Kong: Sar Of China			62081	506
India	307370	2553	75151	615
Indonesia			170	1
Italy	43802	360	45363	371
Japan	184129	1544	6964	57
Korea, Republic Of	7329	61	14247	117
Poland	1641	13		
Singapore	2877	24	317	3
Slovakia	3389	28	2749	22
Spain	29831	243		
Switzerland			343	3
Taiwan: Province Of China			134	1
Thailand	29	0		
Turkey	80654	670	68993	566
United Arab Emirates (UAE)	252	2	1684	14
United States of America (USA)	206902	1684	2011	16
Viet Nam	252	2		
189029 Revolution counters,taximeters etc.	**523241**	**4329**	**671509**	**5490**
Australia			746	6
Austria	662	5	4070	33
Belgium	502	4		

Import payments by commodities/countries Table-3.1 (Contd.)
(Four digit level HS code)

(First two digit section, second two digit chapter and last two digit indicate four digit level commodities)

(Amount in thousand)

HS Code - Commodities/Countries	2024 - 2025		2025 - 2026	
	Amount (BDT)	Amount (USD)	Amount (BDT)	Amount (USD)
Bulgaria			180	1
Canada			292	2
China People'S Republic (P.R)	117190	970	147272	1205
Czech Republic			1	0
Denmark	355	3		
Finland			273	2
France	4525	38		
Germany	20636	171	11740	96
Greece	88	1	57	0
Hong Kong: Sar Of China	231	2	1589	13
Hungary			69	1
India	333679	2760	450014	3679
Indonesia	2140	17	22146	181
Ireland			5834	48
Italy	8742	73	4018	33
Japan	2690	22	6490	53
Korea, Republic Of	5944	49	4141	34
Malaysia	207	2	209	2
Mexico	52	0	87	1
Netherlands	554	5		
Pakistan	3	0		
Poland			130	1
Singapore	134	1		
Slovakia	755	6		
Slovenia			149	1
Spain	2446	20		
Sri Lanka	14252	117	11	0
Sweden	43	0	1212	10
Switzerland	2097	17	2212	18
Taiwan: Province Of China	3392	28	821	7
Thailand	15	0	142	1
Turkey	177	2	151	1
United Arab Emirates (UAE)	276	2	1369	11
United Kingdom (UK)	863	7	2178	18
United States of America (USA)	514	4	3908	32
Viet Nam	78	1		
189030 Oscilloscopes, spectrum analysers etc.,	**1273180**	**10547**	**1460938**	**11945**
Austria	32505	268	10803	88
Belgium	2616	22		
Bulgaria			120	1
Canada	2074	17		
China People'S Republic (P.R)	240507	1998	306777	2508
Czech Republic	17351	143	1026	8
Denmark	1868	15	3237	27
Finland	20300	171	1005	8
France	3748	31		

Import payments by commodities/countries Table-3.1 (Contd.)
(Four digit level HS code)

(First two digit section, second two digit chapter and last two digit indicate four digit level commodities)

(Amount in thousand)

HS Code - Commodities/Countries	2024 - 2025		2025 - 2026	
	Amount (BDT)	Amount (USD)	Amount (BDT)	Amount (USD)
Germany	144034	1189	172766	1411
Hong Kong: Sar Of China	2038	17	77	1
Hungary	15370	129	1926	16
India	417178	3470	696299	5694
Indonesia	1667	14	4658	38
Italy	5062	42	5019	41
Japan	28978	241	5686	46
Korea, Republic Of	80052	662	147369	1205
Lithuania			1103	9
Malaysia	1223	10	1340	11
Netherlands	8121	68	2809	23
Pakistan	1560	13		
Philippines			346	3
Poland	14373	119	13667	112
Romania	10793	89		
Saudi Arabia	475	4		
Singapore	463	4	376	3
Slovenia			114	1
Spain	872	7	1709	14
Sweden	10880	89	1137	9
Switzerland	1119	9	100	1
Taiwan: Province Of China	10842	89	9376	77
Thailand	1827	15	1403	11
Turkey	34203	280	9781	80
United Arab Emirates (UAE)			657	5
United Kingdom (UK)	8728	72	23222	190
United States of America (USA)	152352	1251	37029	303
189031 Measuring/checking instrument	**2125055**	**17577**	**3032880**	**24796**
Argentina	155	1	6822	56
Australia	214	2	2378	19
Austria	7807	65	3477	28
Belgium	6367	53	97	1
Brazil	707	6	2290	19
Bulgaria	340	3	1229	10
Canada	1136	9	1947	16
China People'S Republic (P.R)	950223	7862	1607319	13148
Czech Republic	9015	74	15007	123
Denmark	30355	250	55144	452
Finland	7744	63	3782	31
France	10466	87	4159	34
Germany	203404	1681	272016	2222
Hong Kong: Sar Of China	12277	101	8474	69
Hungary	1352	11	1699	14
India	200886	1657	193784	1584
Indonesia	1298	11	5733	47
Ireland	2725	23		
Italy	102434	846	146803	1197
Japan	36439	300	60530	494
Korea, Republic Of	74863	624	53636	437
Lithuania			2	0

Import payments by commodities/countries Table-3.1 (Contd.)
(Four digit level HS code)

(First two digit section, second two digit chapter and last two digit indicate four digit level commodities)

(Amount in thousand)

HS Code - Commodities/Countries		2024 - 2025		2025 - 2026	
		Amount (BDT)	Amount (USD)	Amount (BDT)	Amount (USD)
	Malaysia	279	2	4048	33
	Malta	506	4	154	1
	Mexico	1019	8	1403	11
	Netherlands	29712	244	6438	53
	New Zealand	1050	9		
	Norway	2809	23	2177	18
	Pakistan			21	0
	Poland	1079	9	6861	56
	Portugal	7635	63	158	1
	Romania	2377	19	478	4
	Singapore	33628	277	13173	108
	Slovakia	8	0		
	Slovenia	826	7		
	South Africa			294	2
	Spain	810	7	1765	14
	Sri Lanka	836	7	274	2
	Sweden	4159	34	24068	197
	Switzerland	139091	1156	231115	1892
	Taiwan: Province Of China	16873	140	18395	150
	Thailand	4659	38	820	7
	Turkey	6106	51	7639	62
	Ukraine	332	3	21260	173
	United Arab Emirates (UAE)	376	3	38407	313
	United Kingdom (UK)	69290	576	58859	481
	United States of America (USA)	134822	1114	137866	1126
	Uruguay			852	7
	Viet Nam	6570	55	10026	82
189032	**Automatic regulating instru**	**4034995**	**33515**	**2136487**	**17463**
	Argentina	135	1	803	7
	Australia	654	5		
	Austria	4204	35	11385	93
	Belgium	7892	65	10379	85
	Brazil	99878	825	4974	41
	Canada	402	3	4438	36
	China People'S Republic (P.R)	1349124	11180	1138789	9311
	Croatia	57	0		
	Czech Republic	3075	25	162	1
	Denmark	2144	17	877	7
	Estonia			3	0
	Finland	3545	29	43765	357
	France	1336	11	10888	89
	Germany	75994	631	62130	508
	Greece			1294	11
	Hong Kong: Sar Of China	2155	18	1371	11
	Hungary			1662	14
	India	405579	3362	432518	3533
	Indonesia	2276	19	2387	20
	Ireland	285	2	307	3
	Italy	44484	367	55425	452

Import payments by commodities/countries Table-3.1 (Contd.)
(Four digit level HS code)

(First two digit section, second two digit chapter and last two digit indicate four digit level commodities)

(Amount in thousand)

HS Code - Commodities/Countries	2024 - 2025		2025 - 2026	
	Amount (BDT)	Amount (USD)	Amount (BDT)	Amount (USD)
Japan	18033	148	55168	450
Korea, Republic Of	7799	64	12267	100
Lithuania	16	0	7	0
Luxembourg			95	1
Malaysia	7729	63	12615	103
Malta			74	1
Mexico	3083	25	6950	57
Netherlands	2568	21	4673	38
Norway	1467	12		
Pakistan	3447	28	1315	11
Philippines			3901	32
Poland	1267	11	3882	32
Portugal	146	1	1517	12
Romania	1723	14		
Singapore	13219	109	6250	51
Slovakia	1061	9	148	1
Slovenia			34	0
South Africa	4434	36	1373	11
Spain	8190	68	7361	60
Sri Lanka	31	0		
Sweden	240	2	10047	82
Switzerland	31067	258	18134	149
Taiwan: Province Of China	6144	51	11048	90
Thailand	12404	102	4802	39
Turkey	60471	504	27667	226
United Arab Emirates (UAE)	2012	17	8222	67
United Kingdom (UK)	13811	114	9588	79
United States of America (USA)	1831342	15258	145078	1185
Viet Nam	74	1	714	6
189033 Parts & accessories n.i.s	**1059579**	**8768**	**1086492**	**8882**
Anguilla			243	2
Argentina	642	5		
Australia	5407	45	100	1
Austria	1720	14	2772	23
Belarussia	215	2		
Belgium	31	0	1432	12
Brazil	486	4	4792	39
Bulgaria			1066	9
Canada	884	7	5681	46
China People'S Republic (P.R)	154660	1278	157073	1283
Costa Rica			105	1
Czech Republic	553	5	1742	14
Denmark	2112	17	546	4
Dominica			130	1
Dominican Republic	1054	9	10499	86
Estonia	40	0		
Finland	37	0	1508	12
France	38247	316	20025	164

Import payments by commodities/countries Table-3.1 (Contd.)
(Four digit level HS code)

(First two digit section, second two digit chapter and last two digit indicate four digit level commodities)

(Amount in thousand)

HS Code - Commodities/Countries	2024 - 2025		2025 - 2026	
	Amount (BDT)	Amount (USD)	Amount (BDT)	Amount (USD)
Germany	198391	1647	104099	851
Hong Kong: Sar Of China			49	0
Hungary	768	6	636	5
India	47920	396	81217	663
Indonesia	995	8	3284	27
Ireland	63308	523	60977	498
Italy	18777	156	20054	164
Japan	104216	863	108420	887
Korea, Republic Of	10400	86	9342	77
Liechtenstein	45	0		
Lithuania	10625	88	9717	80
Malaysia	1273	10	10735	88
Mauritius			336	3
Mexico	18619	154	17936	146
Netherlands	8889	74	14870	121
Norway	4542	37	637	5
Pakistan	108	1	383	3
Philippines	10486	86	1918	16
Poland	2235	19	1174	10
Portugal	106	1		
Romania	15	0	987	8
Singapore	76172	628	102074	835
Slovakia	2537	21	207	2
Spain	4922	40	1312	11
Sri Lanka			319	3
Sweden	4899	41	17394	142
Switzerland	8187	67	34149	279
Taiwan: Province Of China	5413	45	11297	92
Thailand	2865	24	3547	29
Turkey	1659	14	445	4
United Arab Emirates (UAE)	648	5	1372	11
United Kingdom (UK)	22477	187	27186	222
United States of America (USA)	221538	1834	232420	1901
Viet Nam	455	4	284	2
189100 Clocks and watches and parts thereof	**1069208**	**8836**	**1332053**	**10888**
189101 Wrist, pocket-watches etc w/ precious metal	**133884**	**1111**	**289841**	**2369**
China People'S Republic (P.R)	58490	485	212831	1739
Hong Kong: Sar Of China	7071	60	1258	10
India	1895	15	24661	202
Japan	314	3		
Malaysia			86	1
Switzerland	48043	400	48442	396
Thailand	1126	9		
United Arab Emirates (UAE)			74	1
United States of America (USA)	16944	139	2490	20
189102 Wrist, pocket, watch,other than 90.01	**434911**	**3593**	**523078**	**4275**
China People'S Republic (P.R)	221465	1828	231744	1894
Germany	773	6		

Import payments by commodities/countries Table-3.1 (Contd.)
(Four digit level HS code)

(First two digit section, second two digit chapter and last two digit indicate four digit level commodities)

(Amount in thousand)

HS Code - Commodities/Countries		2024 - 2025		2025 - 2026	
		Amount (BDT)	Amount (USD)	Amount (BDT)	Amount (USD)
	Hong Kong: Sar Of China			4066	33
	India	108421	896	139749	1142
	Italy			20069	165
	Japan	1629	13	421	3
	Korea, Republic Of	444	4		
	Netherlands			326	3
	Spain	1154	9		
	Switzerland	99235	822	124961	1021
	Thailand	88	1	453	4
	United Arab Emirates (UAE)	25	0		
	United States of America (USA)	1675	14	1289	11
189103	**Clocks with watch movements**	**5209**	**43**	**403**	**3**
	China People'S Republic (P.R)	513	4	386	3
	India	4695	39		
	Italy			17	0
189104	**Instrument panel clocks etc.**	**29459**	**241**	**38956**	**319**
	China People'S Republic (P.R)	2514	21	26462	217
	Czech Republic	26945	220		
	India			12494	102
189105	**Other clocks**	**76183**	**629**	**96604**	**790**
	China People'S Republic (P.R)	70145	580	84696	693
	Germany	1358	11		
	India	4617	38	8709	71
	Japan			123	1
	Pakistan			79	1
	Russian Federation	1	0		
	Switzerland			509	4
	Taiwan: Province Of China	61	1		
	Thailand			21	0
	United Arab Emirates (UAE)	1	0	1	0
	United Kingdom (UK)			2411	20
	United States of America (USA)			55	0
189106	**Time of day recording apparatus**	**12979**	**107**	**6587**	**54**
	China People'S Republic (P.R)	11578	95	5202	43
	France			60	0
	Germany	15	0	141	1
	Hong Kong: Sar Of China			10	0
	India	658	5	542	4
	Indonesia	153	1		
	Italy	66	1	20	0
	Japan	14	0	2	0
	Korea, Republic Of	366	3	314	3
	Netherlands			50	0
	Taiwan: Province Of China	46	0	87	1
	Viet Nam	83	1	159	1

Import payments by commodities/countries Table-3.1 (Contd.)
(Four digit level HS code)

(First two digit section, second two digit chapter and last two digit indicate four digit level commodities)

(Amount in thousand)

HS Code - Commodities/Countries	2024 - 2025		2025 - 2026	
	Amount (BDT)	Amount (USD)	Amount (BDT)	Amount (USD)
189107 Time switches with clock/watch	**34833**	**290**	**1340**	**11**
China People'S Republic (P.R)	1725	14	1264	10
India	32917	274	66	1
Indonesia	37	0		
Italy	152	1		
Korea, Republic Of	2	0	9	0
189108 Watch complete & assembled	**3673**	**30**	**5530**	**45**
China People'S Republic (P.R)	819	7	2055	17
Japan	2836	23	3475	28
Switzerland	19	0		
189109 Clock complete & assembled	**69430**	**572**	**55374**	**452**
China People'S Republic (P.R)	69430	572	52829	432
India			2544	21
189110 Complete/incomplete watch/clock etc.	**28722**	**239**	**8627**	**71**
China People'S Republic (P.R)	28722	239	8627	71
189111 Watch cases and parts thereof	**11032**	**91**	**9524**	**78**
China People'S Republic (P.R)	10322	86	9017	74
India	709	6	451	4
Poland			55	0
189112 Clock case/similar for goods	**709**	**6**	**52**	**0**
China People'S Republic (P.R)	708	6	31	0
Switzerland	1	0	21	0
189113 Watch straps/bands & parts	**218841**	**1805**	**288010**	**2354**
Cambodia	134	1		
China People'S Republic (P.R)	218672	1804	286566	2343
Hong Kong: Sar Of China	4	0	27	0
Hungary			1249	10
India	30	0	20	0
Switzerland			147	1
189114 Other clock or watch parts	**9344**	**77**	**8129**	**67**
China People'S Republic (P.R)	5193	43	3745	31
Hong Kong: Sar Of China	35	0	24	0
India	1469	12	1974	16
Japan	231	2	151	1
Malaysia	5	0		
Switzerland	2389	20	2235	18
Thailand	22	0		
189200 Musical instruments; parts and accessories	**50049**	**414**	**69575**	**569**
189201 Pianos,harpsichords etc.	**5870**	**49**	**5750**	**47**
China People'S Republic (P.R)	129	1	269	2
India	149	1		
Indonesia	5562	46	3980	33
Malaysia	30	0	30	0
United Arab Emirates (UAE)			1471	12
189202 Other string musical instruments	**30187**	**250**	**29074**	**238**
China People'S Republic (P.R)	12909	107	8755	72
India	12906	107	14502	119
Indonesia	4174	34	4785	39

Import payments by commodities/countries Table-3.1 (Contd.)
(Four digit level HS code)

(First two digit section, second two digit chapter and last two digit indicate four digit level commodities)

(Amount in thousand)

HS Code - Commodities/Countries		2024 - 2025		2025 - 2026	
		Amount (BDT)	Amount (USD)	Amount (BDT)	Amount (USD)
	Japan	172	1	6	0
	Taiwan: Province Of China			169	1
	United Arab Emirates (UAE)			857	7
	United States of America (USA)	25	0		
189205	**Wind musical instruments**	**486**	**4**	**836**	**7**
	China People'S Republic (P.R)	111	1	185	2
	India	12	0	456	4
	Indonesia	121	1	172	1
	Japan	242	2		
	United Arab Emirates (UAE)			23	0
189206	**Percussion musical instruments**	**926**	**8**	**1982**	**16**
	China People'S Republic (P.R)	583	5	511	4
	Germany			10	0
	India			282	2
	Taiwan: Province Of China	6	0		
	United States of America (USA)	336	3	1180	10
189207	**Musical instruments etc.**	**7515**	**62**	**6588**	**54**
	Argentina	91	1	122	1
	China People'S Republic (P.R)	2147	18	2153	18
	India	269	2	1087	9
	Indonesia	4030	33	2630	21
	Japan			405	3
	Malaysia	75	1		
	Philippines			140	1
	United Arab Emirates (UAE)			51	0
	United States of America (USA)	902	8		
189208	**Musical boxes,fairground organs etc.**	**1183**	**10**	**12408**	**102**
	China People'S Republic (P.R)	1177	10	12257	100
	India	6	0	19	0
	Thailand			132	1
189209	**Parts of musical instruments**	**3884**	**32**	**12937**	**106**
	Canada	87	1		
	China People'S Republic (P.R)	1318	11	4756	39
	Hong Kong: Sar Of China			51	0
	India	822	7	4431	36
	Indonesia			337	3
	Italy	23	0		
	Japan			1649	13
	Malaysia			1659	14
	Singapore			21	0
	Taiwan: Province Of China			32	0
	United States of America (USA)	1520	12		
	Viet Nam	113	1		
180000	**Optical, photographic, clocks, musical instruments**	**277107**	**2310**	**369206**	**3022**
189000	**Optical, photographic, etc.**	**277107**	**2310**	**369206**	**3022**
189013	**Liquid crystal devices**	**10595**	**87**	**8606**	**71**
	China People'S Republic (P.R)	901	7	631	5
	Germany	2423	20	1043	9
	Hungary			428	4
	India			61	0
	Italy	2174	18		

Import payments by commodities/countries Table-3.1 (Contd.)
(Four digit level HS code)

(First two digit section, second two digit chapter and last two digit indicate four digit level commodities)

(Amount in thousand)

HS Code - Commodities/Countries		2024 - 2025		2025 - 2026	
		Amount (BDT)	Amount (USD)	Amount (BDT)	Amount (USD)
	Singapore			86	1
	Spain	2049	17	4891	40
	Thailand	126	1		
	Turkey	2357	19		
	United Kingdom (UK)	107	1	1083	9
	United States of America (USA)	458	4	383	3
189014	**Direction finding compasses**	**162405**	**1359**	**195834**	**1602**
	Australia	6040	50		
	Canada	9658	82		
	China People'S Republic (P.R)	2085	17	2938	24
	Denmark	5512	46		
	Germany	13519	112		
	Hong Kong: Sar Of China	79	1		
	Indonesia	4972	42		
	Italy	56087	472	32270	264
	Japan	15425	129	15036	123
	Korea, Republic Of	1071	9		
	Mexico			888	7
	Norway	47032	392	139455	1141
	Poland			156	1
	Switzerland			3820	31
	Turkey	50	0		
	United Arab Emirates (UAE)	61	0		
	United Kingdom (UK)	817	7		
	United States of America (USA)			1271	10
189018	**Instruments in medical,surgical, etc.**	**104107**	**864**	**164765**	**1349**
	China People'S Republic (P.R)	34871	289	69189	566
	Egypt			461	4
	India	12505	104	14195	116
	Indonesia	33579	281	50337	412
	Japan	8490	70	10299	84
	Malaysia	2397	20	15823	130
	Singapore	2927	24	4336	36
	Thailand	9339	77	125	1
190000	**Arms and Ammunition; Parts and Accessories**	**15775222**	**130148**	**9001426**	**73662**
Thereof					
199300	**Arms and ammunition; parts and accessories**	**15775222**	**130148**	**9001426**	**73662**
thereof					
199301	**Military weapons**	**6450149**	**53079**	**3231619**	**26472**
	Canada			142800	1171
	China People'S Republic (P.R)	93184	786	73158	596
	Czech Republic			47112	384
	Italy	1113055	9091	83263	678
	Pakistan	206632	1705		
	Serbia	849599	6962	134593	1100
	Spain	350120	2870	117459	963
	Switzerland	1422500	11854		
	Turkey	2415060	19812	2633233	21580
199302	**Revolvers and pistols**	**1345716**	**10958**	**96301**	**788**
	China People'S Republic (P.R)	1332286	10846	24187	199
	Germany			593	5
	Indonesia	272	2		

Import payments by commodities/countries Table-3.1 (Contd.)
(Four digit level HS code)

(First two digit section, second two digit chapter and last two digit indicate four digit level commodities)

(Amount in thousand)

HS Code - Commodities/Countries		2024 - 2025		2025 - 2026	
		Amount (BDT)	Amount (USD)	Amount (BDT)	Amount (USD)
	Turkey			20739	170
	United States of America (USA)	13157	110	50781	415
199303	**Other firearms and similar devices**	**852844**	**6997**	**1230163**	**10055**
	China People'S Republic (P.R)			256245	2101
	India			462	4
	Italy	12957	108		
	Turkey	246751	2033	763526	6235
	United Arab Emirates (UAE)			63814	520
	United Kingdom (UK)	593136	4857		
	United States of America (USA)			146116	1195
199304	**Other arms; spring, air/gas guns etc.**	**1434328**	**11862**	**58817**	**481**
	China People'S Republic (P.R)	1380361	11421	49	0
	Germany	7420	61		
	Ireland	46414	379	12232	100
	Korea, Republic Of	24	0		
	Pakistan	110	1		
	Turkey			46536	380
199305	**Parts of military weapons, revolver,etc**	**848282**	**7071**	**1460890**	**11941**
	Bosnia And Herzegovina	1246	10	1395	11
	Canada	7462	62		
	China People'S Republic (P.R)			1314484	10748
	Ireland	35861	293	854	7
	Italy			3562	29
	Pakistan	10015	83		
	South Africa	673075	5608	140503	1145
	Spain	106311	895		
	Turkey			92	1
	United Kingdom (UK)	770	6		
	United States of America (USA)	13542	113		
199306	**Bombs, grenades, mines & parts**	**4843903**	**40179**	**2923637**	**23925**
	Bosnia And Herzegovina	146663	1201	14075	115
	China People'S Republic (P.R)	3117814	25840	1056678	8638
	Germany	12822	105	3976	33
	Italy	87361	728	88980	725
	Pakistan	534262	4470	185397	1519
	Serbia	111297	916	32695	268
	South Africa	269231	2217	85170	694
	Spain	127170	1060	237045	1944
	Turkey	437283	3643	1198070	9812
	United States of America (USA)			21553	177
200000	**Miscellaneous Manufactured Articles**	**61713487**	**510874**	**61374747**	**501865**

Import payments by commodities/countries Table-3.1 (Contd.)
(Four digit level HS code)

(First two digit section, second two digit chapter and last two digit indicate four digit level commodities)

(Amount in thousand)

HS Code - Commodities/Countries	2024 - 2025		2025 - 2026	
	Amount (BDT)	Amount (USD)	Amount (BDT)	Amount (USD)
209400 Furniture; bedding, mattresses, mattress supports, cushions and similar stuffed furnishings; lamps and light fittings, not elsewhere specified or included; illuminated signs, illuminatednameplates and the like; prefabricated buildings	**5479700**	**45372**	**6538885**	**53479**
209401 Seats and parts	**1346947**	**11156**	**1593036**	**13026**
Australia	6283	53		
China People'S Republic (P.R)	691376	5726	640715	5239
Czech Republic	82	1		
Egypt	35	0		
France			25291	208
Germany	95	1	445	4
Hong Kong: Sar Of China	18412	153	6255	51
Hungary	7	0		
India	311303	2575	481213	3938
Indonesia	44506	368	184174	1504
Italy	10758	90	3405	28
Japan	40974	339	27954	228
Korea, Republic Of	46524	386	26872	220
Malaysia	33118	274	10742	88
Poland			38	0
Portugal			682	6
Russian Federation	241	2		
Singapore	28	0	1200	10
Slovakia			70	1
Spain			120	1
Sri Lanka	2065	17	5035	41
Taiwan: Province Of China	756	6	98	1
Thailand	131480	1089	161648	1320
Turkey	1470	12	2205	18
United Arab Emirates (UAE)	891	7	9	0
United Kingdom (UK)	3103	25	10217	84
United States of America (USA)	293	2	1983	16
Viet Nam	3145	26	2664	22
209402 Medical, surgical, dental furniture	**658636**	**5444**	**684889**	**5603**
Belgium			759	6
Brazil	285	2		
Bulgaria	20	0		
China People'S Republic (P.R)	298113	2468	318314	2603
Czech Republic	9386	79	257	2
Denmark			1495	12
France			534	4
Germany	48217	397	47743	390
Hong Kong: Sar Of China	4847	40	631	5
India	41351	341	26345	215
Indonesia	118269	975	83072	679
Italy	11275	92	6872	56

Import payments by commodities/countries Table-3.1 (Contd.)
(Four digit level HS code)

(First two digit section, second two digit chapter and last two digit indicate four digit level commodities)

(Amount in thousand)

HS Code - Commodities/Countries	2024 - 2025		2025 - 2026	
	Amount (BDT)	Amount (USD)	Amount (BDT)	Amount (USD)
Japan	4659	39	6943	57
Korea, Republic Of	482	4	9234	76
Malaysia	24782	208	16580	136
Mexico			428	4
Netherlands			1989	16
Poland			3	0
Singapore	149	1	36507	299
Slovakia	2965	25		
Switzerland			7328	60
Taiwan: Province Of China	42011	345	30815	252
Turkey	36638	303	21953	180
United Arab Emirates (UAE)	347	3		
United Kingdom (UK)			430	4
United States of America (USA)	12305	101	66657	546
Viet Nam	2536	21		
209403 Other furniture & parts	**1066974**	**8837**	**931294**	**7615**
Australia			61	0
Belgium	11	0		
Brazil			55	0
China People'S Republic (P.R)	735802	6100	719037	5878
Czech Republic	80	1		
Denmark			37	0
Egypt	129	1		
France			1558	13
Germany	27682	227	9076	74
Hong Kong: Sar Of China	4157	35	3362	27
Hungary	93	1	63	1
India	89822	742	22243	182
Indonesia	6109	51	7	0
Italy	26563	221	10764	88
Japan	758	6	4245	35
Kazakhstan	1274	11		
Korea, Republic Of	131	1	3908	32
Malaysia	24423	202	14724	121
Netherlands	4397	37		
Pakistan			92	1
Philippines	8698	72		
Poland			139	1
Portugal	122	1	590	5
Romania	477	4	218	2
Saudi Arabia			34	0
Singapore	3593	30	27600	226
Slovakia	227	2		
Spain	328	3	1966	16
Sri Lanka			166	1

Import payments by commodities/countries Table-3.1 (Contd.)
(Four digit level HS code)

(First two digit section, second two digit chapter and last two digit indicate four digit level commodities)

(Amount in thousand)

HS Code - Commodities/Countries		2024 - 2025		2025 - 2026	
		Amount (BDT)	Amount (USD)	Amount (BDT)	Amount (USD)
	Switzerland			373	3
	Taiwan: Province Of China	832	7	1850	15
	Thailand	6201	52	4738	39
	Turkey	4865	41	11000	90
	United Arab Emirates (UAE)	108861	897	12174	100
	United Kingdom (UK)	2521	21	1424	12
	United States of America (USA)	369	3	76284	625
	Viet Nam	8449	70	3506	29
209404	**Mattress supports;**	**174789**	**1453**	**232643**	**1906**
	China People'S Republic (P.R)	133194	1106	219280	1796
	France			17	0
	Germany	8719	73	768	6
	Hong Kong: Sar Of China	395	3	816	7
	India	7516	62	4351	36
	Indonesia	1272	11	102	1
	Italy	505	4	2	0
	Japan	182	2	18	0
	Korea, Republic Of			41	0
	Malaysia	905	7	421	3
	New Zealand	18212	153		
	Singapore	283	2		
	Spain	12	0		
	Taiwan: Province Of China			9	0
	Thailand	587	5	4814	39
	Turkey	110	1	12	0
	United Arab Emirates (UAE)	511	4	78	1
	United States of America (USA)	1132	9	1257	10
	Viet Nam	1254	10	657	5
209405	**Lamps and lighting fittings & parts**	**1188172**	**9844**	**1326164**	**10849**
	Australia	11564	96		
	Austria	8	0		
	Belgium	237	2	2100	17
	China People'S Republic (P.R)	951527	7885	1011023	8267
	Czech Republic			2	0
	Denmark	171	1	130	1
	Finland	171	1		
	France	2562	21	1079	9
	Germany	38553	317	43557	357
	Greece			14	0
	Hong Kong: Sar Of China	13934	115	9506	78
	India	60669	502	155055	1272
	Indonesia	199	2		
	Ireland	94	1	117	1
	Italy	4719	39	29763	243
	Japan	997	8	1945	16
	Korea, Republic Of	33796	284	2748	22
	Malaysia	5449	45	10440	85
	Mexico	62	1		

Import payments by commodities/countries Table-3.1 (Contd.)
(Four digit level HS code)

(First two digit section, second two digit chapter and last two digit indicate four digit level commodities)

(Amount in thousand)

HS Code - Commodities/Countries	2024 - 2025		2025 - 2026	
	Amount (BDT)	Amount (USD)	Amount (BDT)	Amount (USD)
Morocco	410	3		
Netherlands	891	7	7673	63
New Zealand	196	2		
Norway			3650	30
Philippines	21	0		
Poland			260	2
Portugal	8	0		
Romania	320	3		
Saudi Arabia			16	0
Singapore	2399	20	14712	120
Spain	31034	255	999	8
Sri Lanka	7861	66	1851	15
Sweden			3967	32
Switzerland	616	5	3657	30
Taiwan: Province Of China	1880	15	2341	19
Thailand	216	2	818	7
Turkey	9772	81	6774	55
United Arab Emirates (UAE)	1782	15	357	3
United Kingdom (UK)	503	4	5170	42
United States of America (USA)	5552	46	6443	53
209406 Prefabricated buildings	**1044183**	**8637**	**1770858**	**14479**
China People'S Republic (P.R)	804603	6648	1272660	10406
France	16119	137		
Germany	8563	70	7249	60
Hong Kong: Sar Of China			5771	47
India	115109	958	337396	2758
Italy	732	6	12872	105
Korea, Republic Of			34782	286
Malaysia	59696	492	13564	111
Singapore			484	4
Spain	365	3		
Sri Lanka			89	1
Thailand	31033	258	30955	253
Turkey	685	6	2547	21
United Arab Emirates (UAE)	138	1	1487	12
United Kingdom (UK)			138	1
Viet Nam	7139	59	50863	414
209500 Toys, games and sports requisites; parts and accessories thereof	**3196333**	**26461**	**3797204**	**31052**
209503 Tricycles, scooters, pedal cars etc.	**1206584**	**9977**	**1255798**	**10269**
Australia	3	0		
China People'S Republic (P.R)	1159400	9587	1204550	9850
Denmark			955	8
Hong Kong: Sar Of China	836	7	7187	59
Hungary			14	0
India	9537	79	1309	11

Import payments by commodities/countries Table-3.1 (Contd.)
(Four digit level HS code)

(First two digit section, second two digit chapter and last two digit indicate four digit level commodities)

(Amount in thousand)

HS Code - Commodities/Countries	2024 - 2025		2025 - 2026	
	Amount (BDT)	Amount (USD)	Amount (BDT)	Amount (USD)
Indonesia	129	1	220	2
Italy			26	0
Japan	2674	22		
Korea, Republic Of	29	0	86	1
Malaysia	835	7	1662	14
Mexico	38	0	66	1
Singapore			3973	32
Taiwan: Province Of China	531	4	7	0
Thailand	24805	205	34571	283
Turkey	5361	44		
United Kingdom (UK)	472	4		
United States of America (USA)	338	3		
Viet Nam	1598	13	1171	10
209504 Video game, billiards etc.	**45585**	**377**	**61654**	**504**
Austria			115	1
China People'S Republic (P.R)	24055	199	31027	254
France			305	2
Hong Kong: Sar Of China	29	0		
India	14018	115	28578	234
Italy	11	0		
Taiwan: Province Of China	662	5		
Thailand	681	6		
United Kingdom (UK)	2230	19	1607	13
United States of America (USA)	3900	33	21	0
209505 Festive,carnival & articles	**139477**	**1152**	**171801**	**1404**
Australia	4	0		
China People'S Republic (P.R)	135863	1122	164661	1346
Hong Kong: Sar Of China	42	0	6	0
India	1472	12	2306	19
Italy	48	0		
Malaysia			7	0
Portugal			148	1
Thailand	317	3	4673	38
United Kingdom (UK)	59	0		
United States of America (USA)	1671	14		
209506 Articlese for gymnastics, sports etc.	**1674570**	**13875**	**2077889**	**16996**
Australia	52888	439	35859	293
China People'S Republic (P.R)	1314801	10895	1841887	15066
France	215	2	711	6
Germany			763	6
Hong Kong: Sar Of China			1279	10
Hungary	528	4	43	0
India	45715	376	20493	167
Indonesia	3612	30	1058	9
Italy	34105	283	440	4
Japan	10782	89	11754	96

Import payments by commodities/countries Table-3.1 (Contd.)
(Four digit level HS code)

(First two digit section, second two digit chapter and last two digit indicate four digit level commodities)

(Amount in thousand)

HS Code - Commodities/Countries		2024 - 2025		2025 - 2026	
		Amount (BDT)	Amount (USD)	Amount (BDT)	Amount (USD)
	Korea, Republic Of	2249	19		
	Malaysia	291	2		
	Myanmar			556	5
	Netherlands			222	2
	Pakistan	134155	1110	72164	590
	Philippines	2227	19	1030	8
	Slovakia	4180	34	1530	12
	Taiwan: Province Of China	32087	266	26826	219
	Thailand	29643	248	47942	392
	Turkey			1210	10
	United Arab Emirates (UAE)			2266	19
	United Kingdom (UK)	5318	44	3456	28
	United States of America (USA)	1417	12	6402	52
	Viet Nam	357	3		
209507	**Fishing rods, hooks, nets etc.**	**66973**	**554**	**68877**	**564**
	China People'S Republic (P.R)	44035	364	46282	379
	Hong Kong: Sar Of China			281	2
	India	269	2	289	2
	Japan	21708	180	21295	174
	Korea, Republic Of			141	1
	Thailand	961	8	589	5
209508	**Roundabouts, swings, etc.**	**880**	**7**	**7057**	**58**
	China People'S Republic (P.R)	880	7	6781	55
	India			276	2
209508	**Travelling circuses and Travelling menageries**	**62264**	**518**	**154126**	**1258**
	China People'S Republic (P.R)	48301	401	88039	720
	Germany			228	2
	Hong Kong: Sar Of China	1079	9	500	4
	India	12790	108	8448	69
	Italy	95	1	659	5
	United Kingdom (UK)			54429	443
	United States of America (USA)			1823	15
209600	**Miscellaneous manufactured articles**	**53037454**	**439042**	**51038659**	**417334**
209601	**Workd ivory bone, tortoise sheell etc.**	**11406**	**94**	**36124**	**295**
	China People'S Republic (P.R)	597	5	10715	88
	India	10802	89	25409	208
	Japan	6	0		
209602	**Worked veg/mineral carving matrl**	**2671508**	**22102**	**2559278**	**20926**
	China People'S Republic (P.R)	500347	4138	485601	3970
	Croatia			4053	33
	France	137335	1132	74238	608
	Germany	2608	21	6767	55
	India	1179052	9761	1361887	11135
	Indonesia	203733	1690		
	Italy	10628	88	6080	50
	Japan	5210	43	4554	37

Import payments by commodities/countries Table-3.1 (Contd.)
(Four digit level HS code)

(First two digit section, second two digit chapter and last two digit indicate four digit level commodities)

(Amount in thousand)

HS Code - Commodities/Countries		2024 - 2025		2025 - 2026	
		Amount (BDT)	Amount (USD)	Amount (BDT)	Amount (USD)
	Korea, Republic Of	141722	1171	140744	1151
	Taiwan: Province Of China	283	2	361	3
	Thailand			67618	552
	Turkey	97	1		
	United States of America (USA)	1034	9		
	Viet Nam	489459	4046	407374	3331
209603	**Brooms, brushes, etc.**	**788983**	**6520**	**1103575**	**9028**
	Austria	2456	20	245	2
	Belgium	891	7		
	Canada	313	3	346	3
	China People'S Republic (P.R)	524181	4333	721579	5904
	Czech Republic			1080	9
	Denmark	83	1	385	3
	France	2685	22	3015	25
	Germany	3648	30	14838	122
	Hong Kong: Sar Of China	2432	20	17301	141
	India	112329	927	164709	1347
	Indonesia	18994	156	3599	29
	Ireland			93	1
	Italy	25621	211	41803	342
	Japan	34712	288	1448	12
	Korea, Republic Of	2907	24	3855	32
	Malaysia	7771	65	5804	48
	Mexico			619	5
	Nepal	10552	86	83537	683
	Netherlands	148	1	34	0
	Oman	4145	34	5754	47
	Philippines	164	1		
	Poland			451	4
	Romania	289	2		
	Singapore	815	7	1195	10
	Spain	76	1	183	2
	Sri Lanka	0	0	2	0
	Switzerland	6764	55	14804	121
	Taiwan: Province Of China	13727	114	978	8
	Thailand	8837	73	8265	68
	Turkey	2836	24	2173	18
	Ukraine			2809	23
	United Arab Emirates (UAE)	155	1	191	2
	United Kingdom (UK)	4	0	742	6
	United States of America (USA)	1300	11	1390	11
	Viet Nam	149	1	348	3
209604	**Hand sieves and hand riddles**	**22681**	**189**	**8948**	**73**
	China People'S Republic (P.R)	1643	13	214	2
	India	3751	31	6299	52
	Indonesia	5692	47		
	Italy	10567	89	323	3
	Romania	22	0		

Import payments by commodities/countries Table-3.1 (Contd.)
(Four digit level HS code)

(First two digit section, second two digit chapter and last two digit indicate four digit level commodities)

(Amount in thousand)

HS Code - Commodities/Countries		2024 - 2025		2025 - 2026	
		Amount (BDT)	Amount (USD)	Amount (BDT)	Amount (USD)
	Spain	62	1		
	Taiwan: Province Of China			211	2
	Turkey	465	4		
	United Arab Emirates (UAE)			20	0
	United Kingdom (UK)	478	4	1812	15
	United States of America (USA)			70	1
209605	**Travel sets for personal toilet, sewing etc.**	**355**	**3**	**1392**	**11**
	China People'S Republic (P.R)	254	2	1287	11
	India			105	1
	Korea, Republic Of	101	1		
209606	**Buttons, press/snap-fasteners, etc**	**18243718**	**151071**	**16978397**	**138828**
	Belgium	9038	74	11444	93
	Cambodia	5120	43		
	Canada	11225	93	1753	14
	Chile	63	1	14	0
	China People'S Republic (P.R)	14545759	120480	13466312	110108
	Croatia	6	0		
	Ecuador			479	4
	Egypt	467	4	158	1
	Germany	153971	1272	156216	1277
	Hong Kong: Sar Of China	1383778	11438	1139909	9324
	India	365339	3027	596549	4879
	Indonesia	1299	11	1017	8
	Italy	49540	411	71087	581
	Japan	622740	5156	515475	4215
	Korea, Republic Of	161065	1338	193484	1582
	Malaysia	213	2	52	0
	Mali	23	0		
	Mexico	715	6	513	4
	Pakistan	182	1	2808	23
	Panama	322	3	686	6
	Poland	280	2	1488	12
	Portugal	4049	33	9115	75
	Romania	172	1	5626	46
	Singapore	10	0	1765	14
	Spain	43051	354	27280	223
	Sri Lanka	7883	65	16885	138
	Sweden			601	5
	Taiwan: Province Of China	130740	1080	76357	624
	Thailand	59330	492	54362	444
	Togo			104	1
	Tunisia	180	1		
	Turkey	449454	3720	404480	3307
	Ukraine	68	1		
	United Arab Emirates (UAE)	1470	12	493	4
	United Kingdom (UK)	1195	10	2112	17
	United States of America (USA)	69887	575	122268	998
	Viet Nam	165087	1364	97505	797
209607	**Slide fasteners and parts**	**26913977**	**222782**	**25656950**	**209793**

Import payments by commodities/countries Table-3.1 (Contd.)
(Four digit level HS code)

(First two digit section, second two digit chapter and last two digit indicate four digit level commodities)

(Amount in thousand)

HS Code - Commodities/Countries	2024 - 2025		2025 - 2026	
	Amount (BDT)	Amount (USD)	Amount (BDT)	Amount (USD)
Bahamas			68	1
Bahrain	348	3		
Belgium	62978	523	62805	514
Cambodia	4157	35	162	1
Canada	203	2	4025	33
Chile	275	2	3801	31
China People'S Republic (P.R)	17078264	141373	15950718	130418
Denmark	1634	13	3862	32
Germany	730	6	908	7
Hong Kong: Sar Of China	448029	3716	454482	3716
India	760390	6294	1014726	8295
Indonesia	3803129	31527	3280398	26835
Italy	4892	40	8289	68
Japan	1684414	13929	1642046	13429
Korea, Republic Of	538692	4459	574186	4693
Malaysia	4280	36		
New Zealand			744	6
Pakistan	4974	41	3954	32
Poland	404	3	776	6
Romania	49	0	2129	17
Singapore	1423	12		
Spain	660	5	2696	22
Sri Lanka	12661	104	4541	37
Sweden	717	6	497	4
Switzerland	392	3	10955	89
Taiwan: Province Of China	1801072	14859	2114976	17294
Tajikistan	1006	8	94	1
Thailand	40564	337	5040	41
Turkey	23157	194	7075	58
United Arab Emirates (UAE)	420	3	1960	16
United Kingdom (UK)	1136	9		
United States of America (USA)	13754	115	2739	22
Viet Nam	619173	5122	498296	4074
209608 Ball point pens & markers	**758758**	**6285**	**1037339**	**8484**
Canada	269	2		
China People'S Republic (P.R)	340291	2816	391332	3201
France			334	3
Germany	1228	10	1457	12
Hong Kong: Sar Of China	7	0	2	0
India	269119	2230	402155	3289
Italy	1110	9	355	3
Japan	29197	242	35139	287
Korea, Republic Of	2251	19	3540	29
Malaysia	4767	39	6498	53
Pakistan	3177	26	3133	26
Philippines	5	0		
Sri Lanka	29	0	10	0
Switzerland	0	0	6	0
Taiwan: Province Of China	703	6	2513	21
Thailand	92260	765	186803	1527

Import payments by commodities/countries Table-3.1 (Contd.)
(Four digit level HS code)

(First two digit section, second two digit chapter and last two digit indicate four digit level commodities)

(Amount in thousand)

HS Code - Commodities/Countries		2024 - 2025		2025 - 2026	
		Amount (BDT)	Amount (USD)	Amount (BDT)	Amount (USD)
	United Arab Emirates (UAE)	1449	12	779	6
	United Kingdom (UK)	55	0	0	0
	United States of America (USA)	238	2	0	0
	Viet Nam	12602	106	3284	27
209609	**Pencils, crayons etc.**	**320817**	**2656**	**342857**	**2805**
	China People'S Republic (P.R)	226291	1874	254096	2078
	Germany	1247	10		
	Hong Kong: Sar Of China	288	2		
	India	62703	518	60426	494
	Indonesia	6245	52	5649	46
	Italy	67	1	635	5
	Japan	1507	13	17	0
	Korea, Republic Of	5628	46	4301	35
	Malaysia	256	2		
	Singapore			4	0
	Taiwan: Province Of China	81	1		
	Thailand	813	7	713	6
	Viet Nam	15690	131	17015	139
209610	**Slates, boards, etc.**	**24071**	**199**	**34352**	**281**
	Chile			40	0
	China People'S Republic (P.R)	22070	183	30999	254
	Hong Kong: Sar Of China	353	3		
	India	1648	14	1635	13
	Japan			1380	11
	Pakistan			298	2
209611	**Date,sealing/stamps, etc.**	**48978**	**405**	**54283**	**443**
	China People'S Republic (P.R)	38365	317	36403	297
	Hong Kong: Sar Of China	343	3	829	7
	India	3206	26	9022	74
	Italy	2498	21	1013	8
	Japan	92	1		
	Korea, Republic Of	45	0	788	6
	Netherlands			82	1
	Romania	2112	17	4842	39
	Taiwan: Province Of China	884	7	1285	11
	Turkey	106	1	18	0
	United Arab Emirates (UAE)	116	1		
	United Kingdom (UK)	200	2		
	United States of America (USA)	1011	8		
209612	**Typewriter ribbons,inked, etc.**	**828117**	**6849**	**810924**	**6630**
	China People'S Republic (P.R)	370659	3064	382819	3129
	Denmark	9498	79	22243	182
	France	2407	20	1698	14
	Germany	16624	138	7668	63
	Hong Kong: Sar Of China	28481	235	12335	101
	India	16037	133	15703	129
	Indonesia	9252	77	2902	24
	Italy	5039	42	624	5
	Japan	64959	533	51404	420

Import payments by commodities/countries Table-3.1 (Contd.)
(Four digit level HS code)

(First two digit section, second two digit chapter and last two digit indicate four digit level commodities)

(Amount in thousand)

HS Code - Commodities/Countries		2024 - 2025		2025 - 2026	
		Amount (BDT)	Amount (USD)	Amount (BDT)	Amount (USD)
	Korea, Republic Of	2620	22	21735	178
	Malaysia	35729	296	28413	232
	Mexico	76	1		
	Philippines			43	0
	Poland	3682	30		
	Romania			1513	12
	Singapore	108383	897	105351	861
	Spain	9610	79	9249	76
	Switzerland	761	6	292	2
	Taiwan: Province Of China	288	2	774	6
	Thailand	1269	10	1387	11
	Turkey	942	8	2258	18
	United Arab Emirates (UAE)	2735	22	6621	54
	United Kingdom (UK)	114876	953	100556	822
	United States of America (USA)	10959	91	19277	158
	Viet Nam	13231	109	16058	131
209613	**Cigarette lighter & parts**	**543441**	**4499**	**530212**	**4335**
	China People'S Republic (P.R)	481926	3985	517164	4228
	France	54674	458		
	Germany	123	1	524	4
	India	6121	51	5486	45
	Poland	596	5		
	Spain			6912	56
	United Arab Emirates (UAE)			125	1
209614	**Smoking pipes & parts**	**1913**	**16**	**3479**	**28**
	China People'S Republic (P.R)	1913	16	3479	28
209615	**Combs, hair-slide etc. & parts**	**714849**	**5902**	**758148**	**6197**
	China People'S Republic (P.R)	676226	5582	694413	5676
	Hong Kong: Sar Of China	3047	25	7183	59
	India	28448	236	47992	392
	Italy	2	0		
	Japan			86	1
	Korea, Republic Of	598	5	2204	18
	Philippines	167	1	17	0
	Poland			253	2
	Taiwan: Province Of China	7	0	57	0
	Thailand	6354	52	5944	49
209616	**Scent/toilet sprays, etc**	**267359**	**2213**	**259842**	**2125**
	China People'S Republic (P.R)	211491	1748	202978	1660
	Germany			1159	9
	Hong Kong: Sar Of China	827	7	388	3
	India	19643	163	19669	161
	Japan	3	0	40	0
	Korea, Republic Of	323	3	638	5
	Malaysia	23	0		
	Singapore	738	6		
	Taiwan: Province Of China	41	0	71	1
	Thailand	266	2	165	1

Import payments by commodities/countries Table-3.1 (Contd.)
(Four digit level HS code)

(First two digit section, second two digit chapter and last two digit indicate four digit level commodities)

(Amount in thousand)

HS Code - Commodities/Countries		2024 - 2025		2025 - 2026	
		Amount (BDT)	Amount (USD)	Amount (BDT)	Amount (USD)
	Turkey	145	1		
	United Arab Emirates (UAE)			3	0
	United Kingdom (UK)	48	0		
	Viet Nam	33811	282	34731	284
209617	**Vacuum flasks & others**	**222423**	**1841**	**256741**	**2099**
	China People'S Republic (P.R)	217491	1800	252891	2068
	Hong Kong: Sar Of China	316	3	1149	9
	India	6	0	2186	18
	Netherlands	4079	34		
	South Africa			254	2
	Thailand	59	0	28	0
	United States of America (USA)	472	4	232	2
209618	**Tailors dummies & others**	**193943**	**1601**	**204687**	**1674**
	Brazil	241	2		
	China People'S Republic (P.R)	118851	981	135413	1107
	Germany	253	2		
	Hong Kong: Sar Of China	65870	543	51842	424
	India	1122	9	3288	27
	Italy	3119	26	3291	27
	Japan	288	2		
	Korea, Republic Of	451	4		
	Pakistan			73	1
	Romania	90	1		
	Singapore			1007	8
	South Africa	1575	13	6287	52
	Taiwan: Province Of China			33	0
	Thailand	1	0		
	United Kingdom (UK)	1769	15	3452	28
	United States of America (USA)	312	3		
209619	**Sanitary towels , napkins etc.**	**408895**	**3391**	**329553**	**2694**
	Australia			67	1
	Chile	49	0		
	China People'S Republic (P.R)	202928	1679	240604	1966
	Egypt	16707	141		
	France	1261	11		
	Germany			409	3
	Hong Kong: Sar Of China	102	1		
	India	99122	822	41321	338
	Indonesia	870	7	1300	11
	Japan			37	0
	Korea, Republic Of			15	0
	Malaysia	43777	364	15142	124
	Poland			266	2
	Singapore	700	6	264	2

Import payments by commodities/countries Table-3.1 (Contd.)
(Four digit level HS code)

(First two digit section, second two digit chapter and last two digit indicate four digit level commodities)

(Amount in thousand)

HS Code - Commodities/Countries	2024 - 2025		2025 - 2026	
	Amount (BDT)	Amount (USD)	Amount (BDT)	Amount (USD)
Taiwan: Province Of China	102	1		
Thailand	3943	32	8344	68
Turkey	22376	185	20660	169
United Arab Emirates (UAE)			164	1
United Kingdom (UK)	11143	93	961	8
Viet Nam	5814	48		
209620 Monopods, bipods, tripods and similar articles	**51262**	**425**	**71577**	**585**
Bulgaria	6	0		
China People'S Republic (P.R)	48377	401	68113	557
Germany	129	1		
Hong Kong: Sar Of China	2651	22	553	5
India	25	0	2778	23
Japan	8	0	133	1
United States of America (USA)	67	1		
210000 Works of Art, Collectors Pieces and Antiques	**226032**	**1862**	**80630**	**657**
219700 Works of art, collectors' pieces and antiques	**14846**	**122**	**2518**	**21**
219701 Paintings, drawings etc.	**8677**	**71**	**351**	**3**
China People'S Republic (P.R)	1565	13	349	3
India			2	0
Italy	204	2		
Thailand			0	0
United Kingdom (UK)	6909	56		
219702 Original engraving, prints, etc.			**1**	**0**
Saudi Arabia			1	0
219703 Original sculptures & statuary	**6169**	**51**	**2148**	**18**
Belgium			92	1
China People'S Republic (P.R)	68	1	225	2
India	6101	50	1788	15
Thailand			43	0
219706 Antiques of an age exceeding 100 years			**18**	**0**
Thailand			18	0
219800 Miscellaneous national provisions	**211186**	**1740**	**78112**	**637**
219801 Goods treated as "baggage" in accordance with Chapter XV of the Act and/or under the provisions of rules framed under section 219 of the Act, read with item 17 of the Third Schedule thereof.	**211186**	**1740**	**78112**	**637**
China People'S Republic (P.R)	210668	1736	78112	637
Thailand	98	1		
United States of America (USA)	419	3		

Table-3.1 (Concluded)

Note: Goods import payments for govt. project and import payments of Rooppur nuclear power plant project are included from FY 2024-25 (Source: CCI&E and Rooppur nuclear power plant project).

Table-3.2 Import payments by countries /commodities (Four digit level HS code)

(First two digit section, second two digit chapter and last two digit indicate four digit level commodities)

(Amount in thousand)

HS Code - Countries/Commodities	2024 - 2025		2025 - 2026	
	Amount (BDT)	Amount (USD)	Amount (BDT)	Amount (USD)
Grand total (A+B)	**8155220935**	**67475267**	**8262147776**	**67547626**
A. Other unclassified imports	**17720498**	**146468**	**18140868**	**148362**
B. Import under (Cash with EPZ, buyer's credit, IDB/ITFC loan, loans & grants):	**8137500437**	**67328799**	**8244006908**	**67399264**
Of which goods import payments for govt. project	**114402069**	**948912**	**84436700**	**689885**
Of which goods import payments of Rooppur nuclear power plant project	**62016500**	**513300**	**62171000**	**508842**
Of which EPZ	**41043313**	**3394469**	**456977132**	**3736512**
Afghanistan	**2638782**	**21772**	**2385429**	**19506**
020000 Vegetable Products	**2617142**	**21592**	**2379890**	**19460**
020800 Edible fruit nuts; peel of citrus fruit or melons	**1960941**	**16184**	**2329578**	**19049**
020802 Other nuts, fresh/dried	280545	2330	106892	873
020804 Dates figs pinapples etc., fresh/dried	12892	106	68171	557
020806 Grapes, fresh or dried	1223277	10076	1789840	14637
020813 Fruit,dried other not coconut etc.	444226	3671	364674	2982
020900 Coffee, tea, mate and spices	**654895**	**5397**	**46727**	**383**
020909 Seeds of anise/badian/cumin etc.	652913	5381	44382	363
020910 Ginger saffron,turmric & other spices	1982	16	2344	19
021200 Oil seeds and oleaginous fruits; miscellaneous grains; seeds and fruit; industrial or medicinal plants; straw and fodder	**1306**	**11**	**3586**	**29**
021211 Plants & parts of plants for perfum/pharmacy	1306	11	3586	29
040000 Prepared foodstuffs; Beverages, Spirits and vineger; Tobacco and manufactured tobacco substitues	**14167**	**118**	**4885**	**40**
042000 Preparations of vegetables, fruit, nuts or other parts of plants	**9015**	**75**	**3752**	**31**
042009 Frut & vegetable juices	9015	75	3752	31
042200 Beverages, spirits and vinegar	**5152**	**43**	**1133**	**9**
042202 Mineral & areated waters add. Sug	5152	43	1133	9
100000 Pulp of wood or of other fibrous cellulosic material; recovered (waste and scrap) paper or paperboard; paper and paperboard and articles thereof	**7474**	**62**		
104900 Printed books, newspapers, pictures etc.	**7474**	**62**		
104908 Transfers (decalcomanias)	7474	62		
150000 Base Metals & Articles of Base Metal			**645**	**5**
158200 Tools, implements, cutlery, spoons and forks, of base metal; parts thereof of base metal			**645**	**5**
158207 Interchangeable tools, for hand tools			645	5
160000 Machinery and mechanical appliances; electrical equipment; parts thereof; soundrecorders and reproducers, television image and soundrecorders and reproducers; and parts and accessories of such articles			**9**	**0**
168400 Nuclear reactors, boilers, machinery and mechanical appliances; parts thereof			**9**	**0**
168421 Centrifuges, filtering machinery rtc.			9	0

Import payments by countries /commodities Table-3.2 (Contd.)
(Four digit level HS code)

(First two digit section, second two digit chapter and last two digit indicate four digit level commodities)

(Amount in thousand)

HS Code - Countries/Commodities	2024 - 2025		2025 - 2026	
	Amount (BDT)	Amount (USD)	Amount (BDT)	Amount (USD)
Albania	**19132**	**162**	**1687**	**14**
060000 Products of the Chemical or Allied Industries			**121**	**1**
063200 Tanning or dyeing extracts; Tannins and their derivatives; Dyes, pigments and other colouring matter; Paints and varnishes; Putty and other mastics; Inks			**121**	**1**
063214 Glaziers putty,grafting putty etc.			121	1
070000 Plastics & Rubber Articles Thereof			**1565**	**13**
073900 Plastics and articles thereof			**587**	**5**
073917 Tube, pipe & hoses etc of plastics			587	5
074000 Rubber and articles thereof			**979**	**8**
074016 Other articles of vulcanised rubber			979	8
160000 Machinery and mechanical appliances; electrical equipment; parts thereof; soundrecorders and reproducers, television image and soundrecorders and reproducers; and parts and accessories of such articles	**19132**	**162**		
168500 Electrical machinery and equipment and parts thereof; sound recorders and reproducers, television imageand sound recorders and reproducers and parts and accessories of such articles	**19132**	**162**		
168502 Electric generating sets, rotary converters	19132	162		
Algeria	**6288812**	**52317**	**558670**	**4561**
020000 Vegetable Products	**633785**	**5200**	**428114**	**3495**
020800 Edible fruit nuts; peel of citrus fruit or melons	**633785**	**5200**	**428114**	**3495**
020804 Dates figs pinapples etc., fresh/dried	633785	5200	428114	3495
040000 Prepared foodstuffs; Beverages, Spirits and vineger; Tobacco and manufactured tobacco substitues	**123316**	**1019**	**23259**	**189**
042300 Residues and waste from the food industries; Prepared animal fodder	**123316**	**1019**	**23259**	**189**
042309 Preparations of a kind used in animal feeding	123316	1019	23259	189
050000 Mineral Products	**5490024**	**45750**		
052700 Mineral fuels, mineral oilsand products of their distillation bituminous substances; mineral waxes	**5490024**	**45750**		
052711 Petroleum gases & other gaseous hydrocarbons	5490024	45750		
100000 Pulp of wood or of other fibrous cellulosic material; recovered (waste and scrap) paper or paperboard; paper and paperboard and articles thereof	**41687**	**348**	**107297**	**877**
104700 Pulp of wood or of other fibrous cellulosic meterial; Recovered (Waste and scrap) paper or paperboard	**41687**	**348**	**107297**	**877**
104707 Recovered paper/paperboard	41687	348	107297	877
American Samoa	**10897**	**90**	**16111**	**132**
110000 Textiles & Textile Articles	**1650**	**14**		
115800 Special woven fabrics; tufted text. Fabrics; lace; tapestries; trimmings; embroidery	**1650**	**14**		
115806 Narrow woven fabrics	1650	14		
150000 Base Metals & Articles of Base Metal	**9247**	**76**	**16111**	**132**
157200 Iron and Steel	**9247**	**76**	**16111**	**132**

Import payments by countries /commodities Table-3.2 (Contd.)
(Four digit level HS code)

(First two digit section, second two digit chapter and last two digit indicate four digit level commodities)

(Amount in thousand)

HS Code - Countries/Commodities	2024 - 2025		2025 - 2026	
	Amount (BDT)	Amount (USD)	Amount (BDT)	Amount (USD)
157204 Ferrous waste & scrap	9247	76	16111	132
Andorra	**13185**	**112**	**1443**	**12**
060000 Products of the Chemical or Allied Industries			**1443**	**12**
063200 Tanning or dyeing extracts; Tannins and their derivatives; Dyes, pigments and other colouring matter; Paints and varnishes; Putty and other mastics; Inks			**1443**	**12**
063204 Synthetic organic colouring matter			1443	12
180000 Optical, Photographic, Cinematographic, Measuring, Checking, Precision, Medical Orsurgical Instruments and Apparatus; Clocks and Watches; Musical Instruments; Parts and Accessories Thereof	**13185**	**112**		
189000 Optical, photographic, cinematographic, measuring, checking, precision, medical orsurgical instruments and apparatus; parts and accessories thereof	**13185**	**112**		
189018 Instruments in medical,surgical, etc.	13185	112		
Angola	**4521086**	**38108**	**13241813**	**107926**
040000 Prepared foodstuffs; Beverages, Spirits and vineger; Tobacco and manufactured tobacco substitues	**1015819**	**8384**	**1925858**	**15744**
042300 Residues and waste from the food industries; Prepared animal fodder	**1015819**	**8384**	**1925858**	**15744**
042302 Bran sharps and othere residues	1015819	8384	1925858	15744
050000 Mineral Products	**3505266**	**29724**	**11315955**	**92182**
052700 Mineral fuels, mineral oilsand products of their distillation bituminous substances; mineral waxes	**3505266**	**29724**	**11315955**	**92182**
052711 Petroleum gases & other gaseous hydrocarbons	3505266	29724	11315955	92182
Anguilla			**243**	**2**
180000 Optical, Photographic, Cinematographic, Measuring, Checking, Precision, Medical Orsurgical Instruments and Apparatus; Clocks and Watches; Musical Instruments; Parts and Accessories Thereof			**243**	**2**
189000 Optical, photographic, cinematographic, measuring, checking, precision, medical orsurgical instruments and apparatus; parts and accessories thereof			**243**	**2**
189033 Parts & accessories n.i.s			243	2
Antigua And Barbuda	**1148**	**9**		
060000 Products of the Chemical or Allied Industries	**1148**	**9**		
063200 Tanning or dyeing extracts; Tannins and their derivatives; Dyes, pigments and other colouring matter; Paints and varnishes; Putty and other mastics; Inks	**1148**	**9**		
063209 Other paints and varnishes ;	1148	9		
Argentina	**95052922**	**784694**	**121127995**	**989428**
010000 Live Animals and Animal Products	**18294**	**152**	**52544**	**429**
010300 Fish and crustaceans, molluscs and other aquatic invertebrates	**18294**	**152**	**11199**	**91**
010303 Fish frozen excld. fish fillet	18294	152	11199	91
010400 Dairy produce; bird's eggs; natural honey; Edible products of animal origin, not elsewhere specified or included.			**41345**	**338**
010402 Milk & cream, containing sugar			41345	338

Import payments by countries /commodities Table-3.2 (Contd.)
(Four digit level HS code)

(First two digit section, second two digit chapter and last two digit indicate four digit level commodities)

(Amount in thousand)

HS Code - Countries/Commodities	2024 - 2025		2025 - 2026	
	Amount (BDT)	Amount (USD)	Amount (BDT)	Amount (USD)
020000 Vegetable Products	**18021585**	**148484**	**55236413**	**450815**
021000 Cereals	**17313180**	**142477**	**55236413**	**450815**
021001 Wheat and meslin	13033424	106812	54359371	443652
021005 Maize (corn)	4279755	35665	877041	7163
021200 Oil seeds and oleaginous fruits; miscellaneous grains; seeds and fruit; industrial or medicinal plants; straw and fodder	**708405**	**6007**		
021201 Soya bean,whether/ not broken	708405	6007		
030000 Animal or vegetable fats and oils and their cleavage products; prepared edible fats; animal or vegetable waxes	**67733587**	**558267**	**55454893**	**453337**
031500 Animal or vegetable fats and oils and their cleavage products; prepared edible fats; animal or vegetable waxes	**67733587**	**558267**	**55454893**	**453337**
031507 Soya-bean oils & its fractons, not refined	67030604	552384	55454893	453337
031511 Palm oils & its fractons, not refined	277111	2271		
031512 Sunflower,safflower/cotton seed oil, not refined	425872	3611		
040000 Prepared foodstuffs; Beverages, Spirits and vineger; Tobacco and manufactured tobacco substitues	**8183542**	**68720**	**5039780**	**41259**
042200 Beverages, spirits and vinegar			**160**	**1**
042204 Wine of fresh grapes			160	1
042300 Residues and waste from the food industries; Prepared animal fodder	**8177893**	**68674**	**5039620**	**41257**
042304 Oil-cake & other , soya-bean oil	8177893	68674	5039620	41257
042400 Tobacco and manufactured tobacco substitutes	**5649**	**46**		
042401 Unmanufactured tobacco; tobacco refuse	5649	46		
050000 Mineral Products			**3055241**	**24896**
052700 Mineral fuels, mineral oilsand products of their distillation bituminous substances; mineral waxes			**3055241**	**24896**
052711 Petroleum gases & other gaseous hydrocarbons			3055241	24896
060000 Products of the Chemical or Allied Industries	**351146**	**2909**	**1170582**	**9557**
062800 Inorganic chemicals; organic or inorganic compounds of precious metals, of rare-earth metals, of radioactive elements or of isotopes	**68868**	**571**	**67802**	**555**
062810 Oxides of boron; boric acids	22003	181	22900	188
062811 Other inorganic acids, other inorganic oxygen	9747	81		
062840 Borates; peroxoborates	34306	286	29824	244
062843 Colloidal precious metals, silver/gold compounds	2731	23	15077	123
062852 Inorganic or organic compounds of mercury	81	1		
062900 Organic chemicals	**54276**	**446**	**618467**	**5039**
062922 Oxygen-function amino-compound	3873	32	3822	31
062923 Qaternary ammonium salts etc.			2201	18
062933 Heterocyclic comp w/nitrogen	24084	197	251653	2050
062936 Provitamins & vitamins etc.			202525	1650
062937 Hormones, prostaglandins etc.	26318	218	23252	190
062941 Antibiotics			135013	1100
063000 Pharmaceutical products	**27645**	**229**	**263447**	**2157**

Import payments by countries /commodities Table-3.2 (Contd.)
(Four digit level HS code)

(First two digit section, second two digit chapter and last two digit indicate four digit level commodities)

(Amount in thousand)

HS Code - Countries/Commodities	2024 - 2025		2025 - 2026	
	Amount (BDT)	Amount (USD)	Amount (BDT)	Amount (USD)
063002 Humn & animal blood	27645	229	263447	2157
063200 Tanning or dyeing extracts; Tannins and their derivatives; Dyes, pigments and other colouring matter; Paints and varnishes; Putty and other mastics; Inks	**168558**	**1397**	**185925**	**1520**
063201 Tanning extract of vegetable origin;	168505	1397	183671	1501
063209 Other paints and varnishes ;	52	0	2254	18
063300 Essential oils & resinoids; Perfum, cosmetic or toilet preperations	**10671**	**88**	**10791**	**88**
063307 Pre-shave,shaving/after-shave	10671	88	10791	88
063500 Albuminoidal substances; modified starches, glues, enzymes	**10010**	**85**	**119**	**1**
063506 Prepared glues & other prep. adhesives			119	1
063507 Enzymes; prepared enzymes n.e.s	10010	85		
063800 Miscellaneous chemical products	**11119**	**93**	**24031**	**197**
063806 Rosin & resin acid;and derivatives etc.			5701	47
063812 Prepared rubber accelerators;			2345	19
063821 Prepared culture media	6315	53	4972	41
063822 Diagnostic or laboratory reagents	4805	40	11014	90
070000 Plastics & Rubber Articles Thereof			**209276**	**1705**
073900 Plastics and articles thereof			**209276**	**1705**
073920 Other plates,sheets,etc of plastic, non-cellular			209276	1705
080000 Raw Hides and Skins, Leather and Articles Thereof; Saddlery and Harness; Travel Goods, Handbags nad Similar Containers; Articles of Animal Gut	**131459**	**1099**	**59984**	**492**
084100 Raw hides and skins and leather	**131459**	**1099**	**59984**	**492**
084101 Raw hides & skins of bovine	892	7	2300	19
084104 Tanned or crust hides & skins of bovine	20788	173	43269	354
084107 Leather further prepared aft tann,of bovine	109779	918	14416	118
090000 Wood and Articles of Wood; Wood Charcoal; Cork and Articles of Cork; Manufactures of Straw, of Esparto or Other Plaiting Materials; Basketware & Wickerwork			**471**	**4**
094400 Wood and articles of wood; wood charcoal			**471**	**4**
094407 Wood sawn/chipped lengthwise sliced etc.			471	4
100000 Pulp of wood or of other fibrous cellulosic material; recovered (waste and scrap) paper or paperboard; paper and paperboard and articles thereof	**979**	**8**	**192**	**2**
104800 Paper and paperboard; articles of paper pulp, of paper or of paperboard	**979**	**8**	**192**	**2**
104821 Paper/board labels of all kind			192	2
104823 Other paper/board cellulose wadding etc.	979	8		
110000 Textiles & Textile Articles	**580377**	**4790**	**568766**	**4648**
115200 Cotton	**580377**	**4790**	**568511**	**4646**
115201 Cotton not carded or combed	580377	4790	568511	4646
115400 Man-made filaments			**255**	**2**
115401 Sewing thread of man-made filaments			255	2
150000 Base Metals & Articles of Base Metal	**600**	**5**	**245298**	**2002**
157200 Iron and Steel			**197397**	**1608**

Import payments by countries /commodities Table-3.2 (Contd.)
(Four digit level HS code)

(First two digit section, second two digit chapter and last two digit indicate four digit level commodities)

(Amount in thousand)

HS Code - Countries/Commodities	2024 - 2025		2025 - 2026	
	Amount (BDT)	Amount (USD)	Amount (BDT)	Amount (USD)
157211 Flat-rolled prodt, width 600 mm,not clad,plated			197397	1608
157300 Articles of Iron and Steel	**75**	**1**		
157315 Chain and parts, of iron/steel	43	0		
157318 Screws,bolts,nuts, etc.	0	0		
157326 Other articles of iron or steel	32	0		
158200 Tools, implements, cutlery, spoons and forks, of base metal; parts thereof of base metal	**525**	**4**	**490**	**4**
158204 Hand-operated spanners & wrenches			25	0
158205 Hand tools n.i.e	36	0		
158208 Knives & cutting blades	488	4	465	4
158300 Miscellaneous articles of base metal			**47411**	**390**
158308 Clasps, frames, hooks etc.			47411	390
160000 Machinery and mechanical appliances; electrical equipment; parts thereof; soundrecorders and reproducers, television image and soundrecorders and reproducers; and parts and accessories of such articles	**24246**	**201**	**24591**	**201**
168400 Nuclear reactors, boilers, machinery and mechanical appliances; parts thereof	**23987**	**199**	**24113**	**197**
168409 Parts spark-ignition pistn engin	4	0	993	8
168419 Machinery, plant/ lab equipments etc.	4303	35	1890	15
168421 Centrifuges, filtering machinery rtc.	15814	131	8342	68
168422 Dish washing machines, etc.			12265	101
168473 Parts & accessories of office machineries	391	3		
168481 Taps, cocks, valves & similar etc.			620	5
168482 Ball/ roller bearings	85	1	4	0
168483 Transmission shafts, crank, bearing etc.	3	0		
168484 Gaskets & similar joints of metal sheeting etc.	3386	29		
168500 Electrical machinery and equipment and parts thereof; sound recorders and reproducers, television imageand sound recorders and reproducers and parts and accessories of such articles	**259**	**2**	**477**	**4**
168501 Electric motors and generator	236	2		
168503 Parts electric motor,gen. Set			477	4
168536 Electrical apparatus for switching or protecting electrical circuits,or for making connections to or in electrical circuits for a voltage notexceeding 1,000 volts; connectors for optical fibres,optical fibres,optical fibre bundles or cables	23	0		
180000 Optical, Photographic, Cinematographic, Measuring, Checking, Precision, Medical Orsurgical Instruments and Apparatus; Clocks and Watches; Musical Instruments; Parts and Accessories Thereof	**7107**	**59**	**9964**	**81**
189000 Optical, photographic, cinematographic, measuring, checking, precision, medical orsurgical instruments and apparatus; parts and accessories thereof	**7016**	**58**	**9842**	**80**
189019 Mechano-therapy,etc,appliances	2429	20		
189027 Instruments, physical, chemical analysis etc.	3654	30	2218	18
189031 Measuring/checking instrument	155	1	6822	56

Import payments by countries /commodities Table-3.2 (Contd.)
(Four digit level HS code)

(First two digit section, second two digit chapter and last two digit indicate four digit level commodities)

(Amount in thousand)

HS Code - Countries/Commodities	2024 - 2025		2025 - 2026	
	Amount (BDT)	Amount (USD)	Amount (BDT)	Amount (USD)
189032 Automatic regulating instru	135	1	803	7
189033 Parts & accessories n.i.s	642	5		
189200 Musical instruments; parts and accessories	**91**	**1**	**122**	**1**
189207 Musical instruments etc.	91	1	122	1
Armenia	**31**	**0**	**482**	**4**
060000 Products of the Chemical or Allied Industries	**31**	**0**		
063800 Miscellaneous chemical products	**31**	**0**		
063822 Diagnostic or laboratory reagents	31	0		
180000 Optical, Photographic, Cinematographic, Measuring, Checking, Precision, Medical Orsurgical Instruments and Apparatus; Clocks and Watches; Musical Instruments; Parts and Accessories Thereof			**482**	**4**
189000 Optical, photographic, cinematographic, measuring, checking, precision, medical orsurgical instruments and apparatus; parts and accessories thereof			**482**	**4**
189027 Instruments, physical, chemical analysis etc.			482	4
Australia	**148358207**	**1227032**	**166847980**	**1364367**
010000 Live Animals and Animal Products	**1399589**	**11574**	**1169434**	**9574**
010100 Live animals	**104887**	**857**	**24870**	**204**
010102 Live bovine animals	104887	857	24870	204
010300 Fish and crustaceans, molluscs and other aquatic invertebrates	**12325**	**102**	**13664**	**112**
010301 Live fish	36	0		
010302 Fish,fresh or chilled excld. fish fillets	12169	101	13637	112
010304 Fish fillets & other fish meat, fresh/chl/fzn			10	0
010307 Molluscs,live chil /fzn /dry etc.			16	0
010308 Aquatic invertebrates not crustns & molluscs	120	1		
010400 Dairy produce; bird's eggs; natural honey; Edible products of animal origin, not elsewhere specified or included.	**1282378**	**10615**	**1130900**	**9258**
010401 Milk & cream, not containing sugar	16553	137	21800	178
010402 Milk & cream, containing sugar	1181274	9778	1020012	8351
010403 Buttermilk, curdled milk & cream, yogurt etc.	580	5	2195	18
010405 Butter , dairy spreads	1285	11		
010406 Cheese and curd	71241	589	69388	568
010409 Natural honey	11445	95	17505	143
020000 Vegetable Products	**64726050**	**534268**	**53456897**	**437185**
020700 Edible vegetable and certain roots and tubers	**45405822**	**374318**	**40780749**	**333403**
020703 Onions, shallots, garlic,fresh or chilled	27	0	254	2
020705 Lettuce and chicory, fresh or chilled	1009	8	3074	25
020709 Other vegetables,fresh or chilled	10	0		
020712 Dried vegetables	20417	170		
020713 Dried leguminous vegt.,shelled	45384360	374140	40777421	333376
020800 Edible fruit nuts; peel of citrus fruit or melons	**71572**	**589**	**38264**	**313**
020802 Other nuts, fresh/dried	9714	80		
020804 Dates figs pinapples etc., fresh/dried	1927	16	6468	53

Import payments by countries /commodities Table-3.2 (Contd.)
(Four digit level HS code)

(First two digit section, second two digit chapter and last two digit indicate four digit level commodities)

(Amount in thousand)

HS Code - Countries/Commodities	2024 - 2025		2025 - 2026	
	Amount (BDT)	Amount (USD)	Amount (BDT)	Amount (USD)
020805 Citrus fruits, fresh or dried	21931	182	25658	210
020806 Grapes, fresh or dried	37936	310	5561	45
020808 Apples,pears & quinces, fresh	13	0		
020809 Apricots, cherries, peachs, plums,fresh	50	0	183	1
020810 Other fruit ,fresh			394	3
020900 Coffee, tea, mate and spices	**27**	**0**	**1382**	**11**
020901 Cofee, not roastd or roasted			1117	9
020902 Tea			69	1
020906 Cinnamon & cinnamon tree flowers	27	0		
020910 Ginger saffron,turmric & other spices			196	2
021000 Cereals	**2156908**	**17676**	**4047744**	**33158**
021001 Wheat and meslin	2139246	17529	4037696	33076
021004 Oats	17661	147	10049	82
021100 Products of the milling industry; Malt; Starces; Inulin; Eheat gluten	**2113**	**17**	**280**	**2**
021104 Cereal grains otherwise worked	2104	17		
021109 Wheat gluten, whether/not dry	10	0	280	2
021200 Oil seeds and oleaginous fruits; miscellaneous grains; seeds and fruit; industrial or medicinal plants; straw and fodder	**17089607**	**141668**	**8588479**	**70297**
021201 Soya bean,whether/ not broken			302742	2487
021205 Rape or colza seed,whether or not broken	17043446	141285	8272658	67703
021209 Seed,fruit & spores for sowing	46162	382	13079	107
030000 Animal or vegetable fats and oils and their cleavage products; prepared edible fats; animal or vegetable waxes	**13179**	**109**	**20399**	**166**
031500 Animal or vegetable fats and oils and their cleavage products; prepared edible fats; animal or vegetable waxes	**13179**	**109**	**20399**	**166**
031514 Rape,colza/mustard oil, not refined	12962	107	19799	161
031517 Margarine & other oils	217	2	600	5
040000 Prepared foodstuffs; Beverages, Spirits and vineger; Tobacco and manufactured tobacco substitues	**729748**	**6024**	**1121092**	**9172**
041700 Sugars and sugar confectionery	**184417**	**1533**	**174660**	**1428**
041701 Cane or beet sugar,in solid form	183961	1529	174660	1428
041704 Sugar confctionry, not containing cocoa	456	4		
041800 Cocoa and cocoa preparations	**1053**	**9**	**495**	**4**
041806 Chocolate/food prep. Contain. Cocoa	1053	9	495	4
041900 Preparations of cereals, flour, starch or milk; pastry cooks' products	**484505**	**3986**	**891972**	**7300**
041901 Malt extract;	349726	2863	869937	7120
041902 Pasta whether or not cooked	167	1	142	1
041904 Prepared foods obtained,cereal products,	134576	1121	21893	179
041905 Bread,pastry,cakes,biscuits etc.	35	0		
042000 Preparations of vegetables, fruit, nuts or other parts of plants	**3113**	**26**	**3184**	**26**
042002 Tomatoes prep/presrv n/vinegar	129	1	126	1
042007 Jams,fruit jellies etc.	922	8	1759	14
042008 Fruit & nuts etc.,	109	1	68	1
042009 Frut & vegetable juices	1953	16	1230	10

Import payments by countries /commodities Table-3.2 (Contd.)
(Four digit level HS code)

(First two digit section, second two digit chapter and last two digit indicate four digit level commodities)

(Amount in thousand)

HS Code - Countries/Commodities	2024 - 2025		2025 - 2026	
	Amount (BDT)	Amount (USD)	Amount (BDT)	Amount (USD)
042100 Miscellaneous edible preparations	**3224**	**27**	**2932**	**24**
042101 Extracts,essences of coffee,tea etc.			47	0
042102 Yeast; baking powder	16	0	15	0
042103 Sauces and preparations thereof	2694	22	1467	12
042106 Food preparations n.e.s	514	4	1403	11
042200 Beverages, spirits and vinegar	**3347**	**28**	**4863**	**40**
042202 Mineral & areated waters add. Sug	496	4	394	3
042203 Beer made from malt			26	0
042204 Wine of fresh grapes	2690	22	3664	30
042208 Undenaturd ethyl alcohol vol. 0%	161	1		
042209 Vinegar& subst from acitic acid			780	6
042300 Residues and waste from the food industries; Prepared animal fodder	**47898**	**398**	**42986**	**351**
042309 Preparations of a kind used in animal feeding	47898	398	42986	351
042400 Tobacco and manufactured tobacco substitutes	**2192**	**18**		
042402 Cigars cheroot cigarillos of tobacco	2192	18		
050000 Mineral Products	**2041819**	**16925**	**37295882**	**304691**
052500 Salt; sulphur; earths and stone; plastering materials, lime and cement	**1859**	**15**	**1204**	**10**
052505 Natural sand of all kinds			586	5
052507 Kaolin and other kaolinic clays;			41	0
052513 Pumice stone, emery etc.	873	7	575	5
052529 Feldspar,fluorspar, leucite; etc.	986	8		
052530 Mineral substancees n.e.s			3	0
052600 Ores, slag and ash	**43844**	**364**	**9100**	**74**
052614 Titanium ores and concentrates	43844	364	9100	74
052700 Mineral fuels, mineral oilsand products of their distillation bituminous substances; mineral waxes	**1996117**	**16546**	**37285578**	**304607**
052701 Coal;briquettes ovoid etc.	514491	4220		
052709 Petroleum oils, crude			5016788	41185
052710 Petroleum oils and oils obtained from bituminous minerals,other than crude; preparations not elsewherespecified or included,containing by weight 70% or more of petroleum oils or of oils obtained from bituminous minerals,these oils being the basic constituents of the preparation;waste oils	111	1	101	1
052710 Petroleum oils, refined	81	1		
052711 Petroleum gases & other gaseous hydrocarbons	1481434	12324	32268688	263421
060000 Products of the Chemical or Allied Industries	**1291273**	**10691**	**1148210**	**9389**
062800 Inorganic chemicals; organic or inorganic compounds of precious metals, of rare-earth metals, of radioactive elements or of isotopes	**12141**	**101**	**3722**	**31**
062811 Other inorganic acids, other inorganic oxygen	3669	31	3722	31
062818 Artificial corundum, aluminium oxide/hydroxide	8472	71		
062900 Organic chemicals	**32081**	**266**	**3248**	**26**

Import payments by countries /commodities Table-3.2 (Contd.)
(Four digit level HS code)

(First two digit section, second two digit chapter and last two digit indicate four digit level commodities)

(Amount in thousand)

HS Code - Countries/Commodities	2024 - 2025		2025 - 2026	
	Amount (BDT)	Amount (USD)	Amount (BDT)	Amount (USD)
062903 Halogenated derivative of hydrocarbons	19487	161		
062914 Ketone & quinon etc.	695	6		
062918 Carboxylic acids	60	1		
062939 Alkaloids, natural or reproduced by synthesis and their salts, ethers, esters and other derivatives	9840	82	3248	26
062940 Sugars , oter than sucrose etc.	2000	16		
063000 Pharmaceutical products	**4041**	**33**	**6577**	**54**
063003 Medicament consist. two or more mixed,for therapeutic use	345	3	497	4
063004 Medicament consist. mixed/unmixed,for therapeutic use	3022	25	2260	18
063005 Wadding ,gauze,bandages etc.	668	5	1047	9
063006 Pharmaceutical goods	7	0	2773	23
063200 Tanning or dyeing extracts; Tannins and their derivatives; Dyes, pigments and other colouring matter; Paints and varnishes; Putty and other mastics; Inks	**771098**	**6377**	**722124**	**5906**
063204 Synthetic organic colouring matter			8117	66
063206 Other Colouring matter;	771098	6377	712290	5825
063209 Other paints and varnishes ;			1716	14
063300 Essential oils & resinoids; Perfum, cosmetic or toilet preperations	**330846**	**2750**	**263688**	**2156**
063301 Essential oils	4335	36	3264	27
063302 Mix of odoriferous substancees	319496	2656	259880	2125
063304 Beauty/make-up/skin preparatin	756	6	300	2
063305 Preparations for use on the hair	96	1	242	2
063306 Preparations for oral/dental hygiene			2	0
063307 Pre-shave,shaving/after-shave	6163	51		
063400 Soap, organic surf-active agents, lubricating etc.	**39037**	**323**	**48651**	**398**
063401 Soap;organic surfac-active prodts & preparations	15	0		
063402 Organic surfac-active agents	24719	204	38409	314
063403 Lubricat preparations etc.	14304	119	10243	84
063500 Albuminoidal substances; modified starches, glues, enzymes	**44504**	**365**	**55709**	**456**
063504 Peptones & derivatives, etc.	15916	130		
063506 Prepared glues & other prep. adhesives	235	2		
063507 Enzymes; prepared enzymes n.e.s	28353	232	55709	456
063800 Miscellaneous chemical products	**57524**	**476**	**44491**	**363**
063808 Insecticides, rodenticides etc.	7665	63	5915	49
063809 Finishing agents,dye carriers etc.	41235	343	31142	254
063812 Prepared rubber accelerators;compounds plasticisersfor rubber or plastics,notelsewhere specified or included;antioxidising preparations and other compound stabilisers for rubber or plastics			53	0
063821 Prepared culture media	8	0	852	7
063822 Diagnostic or laboratory reagents	1080	9	4838	40
063824 Prepared binders for foundry moulds;	7536	62	1691	14
070000 Plastics & Rubber Articles Thereof	**420968**	**3491**	**255362**	**2089**

Import payments by countries /commodities Table-3.2 (Contd.)
(Four digit level HS code)

(First two digit section, second two digit chapter and last two digit indicate four digit level commodities)

(Amount in thousand)

HS Code - Countries/Commodities	2024 - 2025		2025 - 2026	
	Amount (BDT)	Amount (USD)	Amount (BDT)	Amount (USD)
073900 Plastics and articles thereof	**420931**	**3491**	**253080**	**2071**
073901 Polymers of ethylene, in primary forms	6193	53		
073906 Acrylic polymers in primry forms			82	1
073909 Amino-resins, in primary forms			174	1
073909 Amino-resins, phenolic resins and polyurethanes, in primary forms			372	3
073913 Natural polymers, in primary forms			16	0
073915 Waste,parings & scrap or plastic	7373	60	1360	11
073917 Tube, pipe & hoses etc of plastics	518	4	359	3
073918 Floor coverings of plastics	833	7		
073920 Other plates,sheets,etc of plastic, non-cellular	18470	157	97	1
073921 Other Plates, sheets etc. of plastics	6021	51		
073924 Tableware, kitchenware, of plastics			134	1
073926 Other plastics & articles	381523	3159	250486	2049
074000 Rubber and articles thereof	**36**	**0**	**2282**	**19**
074016 Other articles of vulcanised rubber	36	0	2282	19
080000 Raw Hides and Skins, Leather and Articles Thereof; Saddlery and Harness; Travel Goods, Handbags nad Similar Containers; Articles of Animal Gut	**217426**	**1807**	**235425**	**1923**
084100 Raw hides and skins and leather	**217412**	**1807**	**235425**	**1923**
084103 Other raw hides & skins			3359	28
084104 Tanned or crust hides & skins of bovine	217231	1806	229476	1874
084107 Leather further prepared aft tann,of bovine	181	1	2590	21
084200 Articles of leather; saddlery and harness, travel goods, handbags and similar containers; articles of animal gut	**15**	**0**		
084202 Trunks, suit-case, vanity-case etc.	15	0		
100000 Pulp of wood or of other fibrous cellulosic material; recovered (waste and scrap) paper or paperboard; paper and paperboard and articles thereof	**5234334**	**43282**	**3175410**	**25970**
104700 Pulp of wood or of other fibrous cellulosic meterial; Recovered (Waste and scrap) paper or paperboard	**21206**	**173**	**5031**	**41**
104703 Chemical wood pulp, soda/sulphate	12175	99	5031	41
104707 Recovered paper/paperboard	9032	74		
104800 Paper and paperboard; articles of paper pulp, of paper or of paperboard	**5212767**	**43106**	**3170379**	**25928**
104804 Uncoated craft paper & paperboard	5205402	43045	3147508	25741
104805 Other uncoated paper/paprboard	298	3		
104810 Paper and paperboard,coated	4349	36	14249	117
104813 Cigarette paper not cut to size			8280	68
104821 Paper/board labels of all kind	2717	23	341	3
104900 Printed books, newspapers, pictures etc.	**361**	**3**		
104901 Printed book,brochures,leaflets etc.	35	0		
104906 Plans & drawing architectural etc.	326	3		
110000 Textiles & Textile Articles	**29619475**	**245261**	**27233814**	**223098**
115100 Wool, fine or coarse animal hair; woven fabric	**30768**	**252**	**37724**	**308**

Import payments by countries /commodities Table-3.2 (Contd.)
(Four digit level HS code)

(First two digit section, second two digit chapter and last two digit indicate four digit level commodities)

(Amount in thousand)

HS Code - Countries/Commodities	2024 - 2025		2025 - 2026	
	Amount (BDT)	Amount (USD)	Amount (BDT)	Amount (USD)
115101 Wool not carded or combed	30552	250	36187	296
115105 Wool & fine/coarse hair, carded or combed	216	2	1536	13
115200 Cotton	**29577119**	**244914**	**27176931**	**222633**
115201 Cotton not carded or combed	29546400	244663	27113538	222113
115205 Cotton yarn , cont 85%+ weg cotton	30717	251	63394	520
115208 Woven fabrics of cotton ,>= weg 85%+ , 200g/m.sq.	2	0		
115400 Man-made filaments			**463**	**4**
115403 Artificial filment yarn			463	4
115500 Man-made staple fibres			**521**	**4**
115509 Yarn synthetic staple fibres			520	4
115512 Woven fabrics of synth stap fibres, cont > 85%			0	0
115600 Wadding, felt and nonwovens; special yarns etc.			**2906**	**24**
115602 Felt, coated,covered/laminated			2906	24
115700 Carpets and other textile floor coverings	**3**	**0**		
115705 Other carpets & other text floor coverings	3	0		
115900 Impregnated, coated, covered textile fabrics etc.	**513**	**4**		
115909 Text hosepiping & similr tex tubing	513	4		
116000 Knitted or crocheted fabrics	**11011**	**90**	**15269**	**125**
116004 Knitted or crochetd fabrics, exd.30 cm	11011	90	11094	91
116006 Other knitted or crochet fabrics			4175	34
116100 Articles of apparel & cloth accessories, knitted/crocheted	**13**	**0**		
116110 Jerseys, pullovers,cardigans etc.	9	0		
116111 Babies garment & cloth accessories	4	0		
116200 Articles of apparel & cloth accessories, not knitted/crocheted	**50**	**0**		
116204 Women/girls suits, jacket etc	45	0		
116214 Shawis, scarves, muflers etc	5	0		
120000 Footwear,Hradgear, Umbrellas, Sun Umbrellas, Walking Sticks, Seat-Sticks, Whips, Riding-Crops and Parts Thereof Etc	**17**	**0**		
126400 Footwear, gaiters and the like; parts of such articles	**17**	**0**		
126405 Other footwear	17	0		
130000 Articles of Stone, Plaster, Cement, Asbestos, Mica or Similar Materials; Ceramic Products; Glass and Glassware	**14891**	**123**	**4650**	**38**
136800 Articles of stone, plaster, asbestos, mica etc.	**3278**	**27**	**470**	**4**
136804 Millstone, grindstone, grinding wheel etc.			470	4
136807 Articles asphalt/smilr materials	3278	27		
136900 Ceramic products	**490**	**4**	**3415**	**28**
136903 Other refractory ceramic goods			3415	28
136907 Unglazed ceramic flags, wall tiles etc.	484	4		
136909 Ceramic wares for lab, chemical uses etc.	7	0		
137000 Glass and glassware	**11123**	**93**	**765**	**6**
137013 Glassware of table, kitchn, toilt etc.	11102	93		

Import payments by countries /commodities Table-3.2 (Contd.)
(Four digit level HS code)

(First two digit section, second two digit chapter and last two digit indicate four digit level commodities)

(Amount in thousand)

HS Code - Countries/Commodities	2024 - 2025		2025 - 2026	
	Amount (BDT)	Amount (USD)	Amount (BDT)	Amount (USD)
137017 Lab,hygnic/pharmaceautical glassware	21	0		
137019 Glass fibres & articles;			765	6
140000 Natural or Cultured Pearls, Precious or Semiprecious Stones, Precious Metals, Metals Clad with Precious Metal and Articles Thereof; Imitation Jewellery; Coin	**23891**	**196**		
147100 Natural or Cultured Pearls, Precious or Semiprecious Stones, Precious Metals, Metals Clad with Precious Metal and Articles Thereof; Imitation Jewellery; Coin	**23891**	**196**		
147103 Precious & semi-precious stone	23891	196		
150000 Base Metals & Articles of Base Metal	**42247985**	**350149**	**40997674**	**335071**
157200 Iron and Steel	**26147210**	**216460**	**27206964**	**222418**
157204 Ferrous waste & scrap	25886888	214286	27182122	222214
157208 Flat-rolled prodt, >= width 600 mm, hot-rolled	14357	120		
157209 Flat-rolled prodt, >= width 600 mm, cold-rolled	5219	43		
157210 Flat-rolled prodt, >= width 600 mm, clad,plated	214027	1786	24806	204
157212 Flat-rolled prodt, width 600 mm, clad,plated	25290	213		
157216 Angles,shpes & sections of iron	1429	12		
157228 Other bars & rods, of other alloy steel			36	0
157300 Articles of Iron and Steel	**22203**	**187**	**5557**	**46**
157306 Other tubes, pipes & hollow profiles	5770	49		
157307 Tubes/ pipes fittings of iron / steel	227	2	534	4
157308 Structures & parts of structures	11704	99	979	8
157316 Anchors, grapnels,parts	54	0		
157318 Screws,bolts,nuts, etc.	1301	11	216	2
157320 Springs &leaves for springs			3762	31
157324 Sanitary ware & parts, of iron/ steel	1719	15		
157326 Other articles of iron or steel	1429	12	67	1
157400 Copper and Articles Thereof	**10519321**	**87589**	**3299360**	**26952**
157403 Reifned ,coper alloys.	10519321	87589	3299349	26951
157411 Copper tubes and pipes			10	0
157500 Nickel and Articles Thereof			**2**	**0**
157508 Other articles of nickel			2	0
157600 Aluminium and Articles Thereof	**874001**	**7254**	**4847013**	**39543**
157601 Unwrought aluminium	844392	7005	4847013	39543
157602 Aluminium waste and scrap	17283	145		
157606 Aluminium plates, sheets, strip	1158	9		
157610 Aluminium structures & parts	11129	94		
157615 Table, kitchen articles etc. of aluminium	39	0		
157900 Zinc and articles thereof	**4678888**	**38606**	**5636835**	**46097**
157901 Unwrought zinc	4678743	38605	5636835	46097
157907 Other articles of zinc	145	1		
158200 Tools, implements, cutlery, spoons and forks, of base metal; parts thereof of base metal	**6359**	**53**	**1775**	**14**
158202 Hands saws, blades saws etc.	120	1		

Import payments by countries /commodities Table-3.2 (Contd.)
(Four digit level HS code)

(First two digit section, second two digit chapter and last two digit indicate four digit level commodities)

(Amount in thousand)

HS Code - Countries/Commodities	2024 - 2025		2025 - 2026	
	Amount (BDT)	Amount (USD)	Amount (BDT)	Amount (USD)
158205 Hand tools n.i.e			1308	11
158207 Interchangeable tools, for hand tools			232	2
158208 Knives & cutting blades	201	2	212	2
158211 Knives with cutting blades	47	0	24	0
158212 Razors and razor blades	5741	48		
158215 Spoons, forks, ladles, skimmers etc.	251	2		
158300 Miscellaneous articles of base metal	**3**	**0**	**167**	**1**
158302 Base metal mountings,fittings & articles etc.	3	0	167	1
160000 Machinery & mechanical appliances; electrical equipment;	**21383**	**175**	**14833**	**121**
168500 Electrical machinery and equipment and parts	**21383**	**175**	**14833**	**121**
168526 Radar apts,radio remote,etc apts	21383	175	14833	121
160000 Machinery and mechanical appliances; electrical equipment; parts thereof; soundrecorders and reproducers, television image and soundrecorders and reproducers; and parts and accessories of such articles	**196341**	**1628**	**390464**	**3192**
168400 Nuclear reactors, boilers, machinery and mechanical appliances; parts thereof	**113493**	**938**	**167465**	**1370**
168409 Parts spark-ignition pistn engin	787	7	10850	89
168412 Other engines and motors	288	2		
168413 Pumps for liquids	4395	37	6234	51
168414 Air/vacum pumps, gas compressors & fans	159	1	6	0
168415 Air conditioning machines	6077	51	83169	680
168418 Refrigerators,freezers & othr			19718	162
168419 Machinery, plant/ lab equipments etc.	1198	10	67	1
168421 Centrifuges, filtering machinery rtc.	39891	330	2360	19
168422 Dish washing machines, etc.	512	4		
168424 Mechanical appliances & the like			42	0
168425 Pulley tackle & hoists etc.	273	2		
168427 Fork-lift truks;	24	0	43	0
168428 Other Lifting, handling, etc.machinery	7985	67		
168432 Agricultural, horticultural machinery			2113	17
168439 Machinery making pulp/paper/board			180	1
168441 Other machinery making pulp/paper/board	972	8	2677	22
168443 Printing machinery	8770	72	1002	8
168451 Machinery for washing, cleaning etc.	5650	47	347	3
168462 Machine-tools forging, hammering etc.	8463	70		
168471 Automatic data processing machines etc.	13	0		
168473 Parts & accessories of office machineries	1	0		
168474 Machinery washing, crushing etc.	11738	96	11031	90
168477 Machinery for working rubber/plastics			338	3
168478 Machinery preparng/making up tobaco	1031	8		
168479 Mechanical appl indivial func. n.i.e	6875	56	2628	22
168481 Taps, cocks, valves & similar etc.			2029	17
168482 Ball/ roller bearings	204	2	1328	11
168483 Transmission shafts, crank, bearing etc.	5754	48	18625	152

Import payments by countries /commodities Table-3.2 (Contd.)
(Four digit level HS code)

(First two digit section, second two digit chapter and last two digit indicate four digit level commodities)

(Amount in thousand)

HS Code - Countries/Commodities	2024 - 2025		2025 - 2026	
	Amount (BDT)	Amount (USD)	Amount (BDT)	Amount (USD)
168484 Gaskets & similar joints of metal sheeting etc.	56	0	2651	22
168487 Machinery parts,not cont. elect. connectors	2378	20	27	0
168500 Electrical machinery and equipment and parts thereof; sound recorders and reproducers, television imageand sound recorders and reproducers and parts and accessories of such articles	**82847**	**690**	**222999**	**1823**
168501 Electric motors and generator			579	5
168502 Electric generating sets, rotary converters	237	2		
168503 Parts electric motor,gen. Set	502	4		
168504 Electric transformer, inductors etc.	1237	10	103	1
168507 Electric accumulator;			48	0
168508 Vcuum cleaners			53	0
168509 Eletro-mechanical domestic appliances	2	0	96	1
168510 Electric shavers, hair clipper etc.	2	0		
168516 Electric storage water heater, etc.	5	0		
168517 Telephone sets , other apparatus etc.	38290	319	52334	428
168518 Microphones & stands therefor;			13	0
168523 Discs, tapes, smart cards etc.			78254	638
168524 Flat panel display module			27	0
168525 Transmission appart radio-tel, etc.	4968	41	42455	348
168528 Monitors and projectors,not incorporating television reception apparatus;reception apparatus for television,whether or not incorporating radio broadcast receivers or sound or videorecording or reproducing apparatus	34	0	7429	61
168535 Electrical apts for switching > 1000 volts	30255	252	32467	265
168536 Electrical apparatus for switching or protecting electrical circuits,or for making connections to or in electrical circuits for a voltage notexceeding 1,000 volts; connectors for optical fibres,optical fibres,optical fibre bundles or cables			84	1
168536 Electrical apts for switching 1000 volts			1742	14
168537 Boards, panels, consols, etc.	2792	23	631	5
168538 Parts: of electrical switching,apts.	1149	9	215	2
168540 Thermionic,cold cathode valves etc.	91	1		
168544 Insulatd wire, cable etc.	1	0	6469	53
168547 Insulating fitting for electrical machines	3282	28		
170000 Vehicales, Aircraft, Vessels and Associated Transport Equipment	**7160**	**60**	**180560**	**1477**
178600 Railway or tramway locomotives, rollingstock and parts thereof; railway or tramway track fixtures and fittings and parts thereof; mechanical (including electromechanical) trafficsignalling equipment of all kinds			**1351**	**11**
178609 Containers for carriage			1351	11
178700 Vehicles other than railway or tramway rollingstock, and parts and accessories thereof	**136**	**1**		
178708 Parts,accessories, motor vehicles	136	1		
178800 Aircraft, spacecraft and parts thereof	**7024**	**59**	**159585**	**1305**

Import payments by countries /commodities Table-3.2 (Contd.)
(Four digit level HS code)

(First two digit section, second two digit chapter and last two digit indicate four digit level commodities)

(Amount in thousand)

HS Code - Countries/Commodities	2024 - 2025		2025 - 2026	
	Amount (BDT)	Amount (USD)	Amount (BDT)	Amount (USD)
178807 Parts of goods heading 88.01, 88.02 or 88.06	7024	59	159585	1305
178900 Ships, boats and floating structures			**19624**	**161**
178907 Other floating structure			19624	161
180000 Optical, Photographic, Cinematographic, Measuring, Checking, Precision, Medical Orsurgical Instruments and Apparatus; Clocks and Watches; Musical Instruments; Parts and Accessories Thereof	**75894**	**628**	**111888**	**916**
189000 Optical, photographic, cinematographic, measuring, checking, precision, medical orsurgical instruments and apparatus; parts and accessories thereof	**75894**	**628**	**111888**	**916**
189015 Surveying, hydrographic etc.	5690	47	3271	27
189018 Instruments in medical,surgical, etc.	6076	50	5085	42
189019 Mechano-therapy,etc,appliances	29673	246	17833	146
189021 Orthopaedic,appliances etc.	12490	104	70053	574
189022 Appratus based on x-ray,alpha, etc.	570	5		
189023 Instruments demonstrationl purposes	1064	9	459	4
189024 Machines, hardness,strength test etc.			2324	19
189025 Hydrometers,thermometers etc.	881	7		
189027 Instruments, physical, chemical analysis etc.	13175	109	9639	79
189029 Revolution counters,taximeters etc.			746	6
189031 Measuring/checking instrument	214	2	2378	19
189032 Automatic regulating instru	654	5		
189033 Parts & accessories n.i.s	5407	45	100	1
180000 Optical, photographic, clocks, musical instruments etc.	**6040**	**50**		
189000 Optical, photographic, etc.	**6040**	**50**		
189014 Direction finding compasses	6040	50		
200000 Miscellaneous Manufactured Articles	**70742**	**589**	**35987**	**294**
209400 Furniture; bedding, mattresses, mattress supports, cushions and similar stuffed furnishings; lamps and light fittings, not elsewhere specified or included; illuminated signs, illuminatednameplates and the like; prefabricated buildings	**17847**	**150**	**61**	**0**
209401 Seats and parts	6283	53		
209403 Other furniture & parts			61	0
209405 Lamps and lighting fittings & parts	11564	96		
209500 Toys, games and sports requisites; parts and accessories thereof	**52895**	**439**	**35859**	**293**
209503 Tricycles, scooters, pedal cars etc.	3	0		
209505 Festive,carnival & articles	4	0		
209506 Articlese for gymnastics, sports etc.	52888	439	35859	293
209600 Miscellaneous manufactured articles			**67**	**1**
209619 Sanitary towels , napkins etc.			67	1
Austria	**7534656**	**62325**	**11496336**	**94067**
010000 Live Animals and Animal Products	**928**	**8**	**5819**	**48**
010400 Dairy produce; bird's eggs; natural honey; Edible products of animal origin, not elsewhere specified or included.	**928**	**8**	**5819**	**48**

Import payments by countries /commodities Table-3.2 (Contd.)
(Four digit level HS code)

(First two digit section, second two digit chapter and last two digit indicate four digit level commodities)

(Amount in thousand)

HS Code - Countries/Commodities	2024 - 2025		2025 - 2026	
	Amount (BDT)	Amount (USD)	Amount (BDT)	Amount (USD)
010406 Cheese and curd	928	8	5819	48
020000 Vegetable Products	**2724**	**23**	**3954**	**32**
021000 Cereals			**3954**	**32**
021004 Oats			3954	32
021300 Lac; Gums, Resins and other vegetable saps and extracts	**2724**	**23**		
021301 Lac; natural gum, gum-resin etc.	2724	23		
040000 Prepared foodstuffs; Beverages, Spirits and vineger; Tobacco and manufactured tobacco substitues	**132720**	**1099**	**139841**	**1144**
041900 Preparations of cereals, flour, starch or milk; pastry cooks' products	**5417**	**44**	**2272**	**19**
041901 Malt extract;	4887	40		
041904 Prepared foods obtained,cereal products,			1294	11
041905 Bread,pastry,cakes,biscuits etc.	530	4	978	8
042000 Preparations of vegetables, fruit, nuts or other parts of plants	**7380**	**60**		
042009 Frut & vegetable juices	7380	60		
042100 Miscellaneous edible preparations	**48687**	**405**	**14294**	**117**
042102 Yeast; baking powder	29820	249	10637	87
042103 Sauces and preparations thereof	5589	46	3041	25
042106 Food preparations n.e.s	13279	111	616	5
042200 Beverages, spirits and vinegar	**3658**	**30**		
042202 Mineral & areated waters add. Sug	373	3		
042204 Wine of fresh grapes	3285	27		
042300 Residues and waste from the food industries; Prepared animal fodder	**67577**	**559**	**123275**	**1008**
042309 Preparations of a kind used in animal feeding	67577	559	123275	1008
050000 Mineral Products	**5409**	**44**	**9828**	**80**
052500 Salt; sulphur; earths and stone; plastering materials, lime and cement	**202**	**2**	**1384**	**11**
052501 Salt and pure sodium chloride	128	1	1316	11
052525 Mica incl. splitting,mica waste			68	1
052526 Natural steatite; crushed or not crushed	74	1		
052600 Ores, slag and ash			**2**	**0**
052601 Iron ores and concentrates			2	0
052700 Mineral fuels, mineral oilsand products of their distillation bituminous substances; mineral waxes	**5207**	**43**	**8442**	**69**
052710 Petroleum oils and oils obtained from bituminous minerals,other than crude; preparations not elsewherespecified or included,containing by weight 70% or more of petroleum oils or of oils obtained from bituminous minerals,these oils being the basic constituents of the preparation;waste oils	4806	39	8018	65
052710 Petroleum oils, refined	400	3	423	3
060000 Products of the Chemical or Allied Industries	**744687**	**6156**	**967946**	**7917**
062800 Inorganic chemicals; organic or inorganic compounds of precious metals, of rare-earth metals, of radioactive elements or of isotopes	**17212**	**142**	**31383**	**257**
062806 Hydrogen chloride, chlorosulphuric acid	1100	9	2177	18
062809 Diphosphorus pentaoxide; phosphoric acid			1017	8

Import payments by countries /commodities Table-3.2 (Contd.)
(Four digit level HS code)

(First two digit section, second two digit chapter and last two digit indicate four digit level commodities)

(Amount in thousand)

HS Code - Countries/Commodities	2024 - 2025		2025 - 2026	
	Amount (BDT)	Amount (USD)	Amount (BDT)	Amount (USD)
062818 Artificial corundum, aluminium oxide/hydroxide			17894	147
062831 Dithionites and sulphoxylates	5	0		
062833 Sulphate alums, peroxosulphate	14813	122	8188	67
062835 Phosphinates, phosphonates			1218	10
062836 Carbonates; peroxocarbonates	765	6		
062846 Compounds inorganic/organic,etc.	428	4		
062847 Hydrogen peroxide not solidified urea	102	1	889	7
062900 Organic chemicals	**502412**	**4161**	**683647**	**5591**
062903 Halogenated derivative of hydrocarbons			2360	19
062905 Acyclic alcohol/halogn sulpho,etc	2169	18		
062915 Saturated acyclice,monocarboxilic acid etc.	1085	9	1082	9
062918 Carboxylic acids	37184	308	31621	259
062923 Qaternary ammonium salts etc.	6133	51	11693	95
062933 Heterocyclic comp w/nitrogen	10749	88		
062934 Nucleic acids & their salts;			61742	506
062940 Sugars , oter than sucrose etc.	85009	701	125121	1022
062941 Antibiotics	360083	2986	450029	3681
063000 Pharmaceutical products	**96138**	**792**	**116279**	**950**
063002 Humn & animal blood	1888	16	27529	224
063004 Medicament consist. mixed/unmixed,for therapeutic use	80378	662	81605	668
063006 Pharmaceutical goods	13873	114	7145	59
063200 Tanning or dyeing extracts; Tannins and their derivatives; Dyes, pigments and other colouring matter; Paints and varnishes; Putty and other mastics; Inks	**22899**	**188**	**7444**	**61**
063204 Synthetic organic colouring matter	13349	109	418	3
063206 Other Colouring matter;	5858	48	2919	24
063207 Prepared pigments, opacifiers etc.	1224	10	2657	22
063214 Glaziers putty,grafting putty etc.	1365	11		
063215 Printing ink, writing draw/other ink	1104	9	1451	12
063300 Essential oils & resinoids; Perfum, cosmetic or toilet preperations			**205**	**2**
063302 Mix of odoriferous substancees			205	2
063400 Soap, organic surf-active agents, lubricating etc.	**14887**	**122**	**23155**	**189**
063401 Soap;organic surfac-active prodts & preparations			12	0
063402 Organic surfac-active agents	12186	99	8203	67
063403 Lubricat preparations etc.	2701	22	14940	122
063500 Albuminoidal substances; modified starches, glues, enzymes			**19336**	**158**
063506 Prepared glues & other prep. adhesives			19336	158
063800 Miscellaneous chemical products	**91137**	**750**	**86497**	**708**
063808 Insecticides, rodenticides etc.	22188	181	40019	328
063811 Anti-knock prep, oxidation inhibitors etc.			640	5
063814 Organic composites solvents & thinners	70	1		
063816 Refractory cements, mortars etc.	35762	294	5049	41

Import payments by countries /commodities Table-3.2 (Contd.)
(Four digit level HS code)

(First two digit section, second two digit chapter and last two digit indicate four digit level commodities)

(Amount in thousand)

HS Code - Countries/Commodities	2024 - 2025		2025 - 2026	
	Amount (BDT)	Amount (USD)	Amount (BDT)	Amount (USD)
063821 Prepared culture media	6	0	2	0
063822 Diagnostic or laboratory reagents	32195	266	32257	264
063824 Prepared binders for foundry moulds;	915	7	8529	70
070000 Plastics & Rubber Articles Thereof	**44162**	**368**	**41837**	**342**
073900 Plastics and articles thereof	**29648**	**248**	**6372**	**52**
073901 Polymers of ethylene, in primary forms	4427	36		
073902 Polymers/ propylen/olefin in primary forms	1197	10		
073907 Polyacetals in primary forms			161	1
073913 Natural polymers, in primary forms	13234	112	334	3
073916 Monofilament , of plastics	1520	13	60	0
073917 Tube, pipe & hoses etc of plastics	1799	15	411	3
073919 Self-adhesive, plates, sheets etc of plastics	1115	9		
073920 Other plates,sheets,etc of plastic, non-cellular	577	5	9	0
073921 Other Plates, sheets etc. of plastics	476	4	23	0
073923 Artilces for the conveyance	36	0	25	0
073924 Tableware, kitchenware, of plastics			2	0
073926 Other plastics & articles	5265	44	5347	44
074000 Rubber and articles thereof	**14514**	**120**	**35465**	**290**
074007 Vulcanised rubber thread & cord	30	0		
074009 Tubes pipes & hoses etc.	4827	40	4156	34
074010 Conveyor/transmisions belts of rub	771	6	18330	149
074015 Articles of apparel & clothing accessories etc.			1616	13
074016 Other articles of vulcanised rubber	8886	74	11364	93
080000 Raw Hides and Skins, Leather and Articles Thereof; Saddlery and Harness; Travel Goods, Handbags nad Similar Containers; Articles of Animal Gut	**17**	**0**	**7216**	**59**
084100 Raw hides and skins and leather			**7198**	**59**
084104 Tanned or crust hides & skins of bovine			7198	59
084200 Articles of leather; saddlery and harness, travel goods, handbags and similar containers; articles of animal gut	**17**	**0**	**18**	**0**
084202 Trunks, suit-case, vanity-case etc.			18	0
084205 Other articles/ composition of leather	17	0		
090000 Wood and Articles of Wood; Wood Charcoal; Cork and Articles of Cork; Manufactures of Straw, of Esparto or Other Plaiting Materials; Basketware & Wickerwork	**22155**	**185**	**23016**	**188**
094400 Wood and articles of wood; wood charcoal	**22155**	**185**	**23016**	**188**
094403 Wood in the rough	21322	178	23016	188
094418 Builders joinery & carpentry of wood	833	7		
100000 Pulp of wood or of other fibrous cellulosic material; recovered (waste and scrap) paper or paperboard; paper and paperboard and articles thereof	**479703**	**3980**	**420428**	**3436**
104800 Paper and paperboard; articles of paper pulp, of paper or of paperboard	**479028**	**3974**	**420092**	**3433**
104802 Uncoated paper and paper board	18861	156		
104804 Uncoated craft paper & paperboard	20753	170	141048	1151

Import payments by countries /commodities Table-3.2 (Contd.)
(Four digit level HS code)

(First two digit section, second two digit chapter and last two digit indicate four digit level commodities)

(Amount in thousand)

HS Code - Countries/Commodities	2024 - 2025		2025 - 2026	
	Amount (BDT)	Amount (USD)	Amount (BDT)	Amount (USD)
104810 Paper and paperboard,coated	118290	980	100188	819
104813 Cigarette paper not cut to size	309521	2572	165989	1358
104819 Cartons, boxes, cases, bags of paper			18	0
104823 Other paper/board cellulose wadding etc.	11604	96	12848	105
104900 Printed books, newspapers, pictures etc.	**674**	**6**	**335**	**3**
104901 Printed book,brochures,leaflets etc.	481	4		
104911 Other printed mattrer	193	2	335	3
110000 Textiles & Textile Articles	**2419764**	**20028**	**4497578**	**36770**
115200 Cotton	**9743**	**80**	**25846**	**211**
115208 Woven fabrics of cotton ,>= weg 85%+ , 200g/m.sq.	9743	80	25846	211
115300 Other vegetable textile fibres; paper yarn etc.	**18990**	**157**	**23365**	**191**
115309 Woven fabrics of flax	18990	157	23365	191
115400 Man-made filaments			**159**	**1**
115407 Woven fabrics of synthetic filament yrn			159	1
115500 Man-made staple fibres	**2375498**	**19664**	**4434636**	**36255**
115504 Artificial staple fibres, not carded, combed	2374361	19654	4434636	36255
115508 Sewing thread man-made staple fibres	1137	9		
115600 Wadding, felt and nonwovens; special yarns etc.	**2820**	**23**	**7537**	**62**
115602 Felt, coated,covered/laminated			4796	39
115603 Nonwovens, coated,covered/laminated	398	3		
115607 Twine, cordage, cbles etc.	2421	20	2741	22
115800 Special woven fabrics; tufted text. Fabrics; lace; tapestries; trimmings; embroidery	**10**	**0**		
115806 Narrow woven fabrics	10	0		
115900 Impregnated, coated, covered textile fabrics etc.	**12703**	**104**	**5880**	**48**
115903 Tex fabrics impregnated,coated etc	9023	73	145	1
115910 Transmission/conveyor belts, of text mtrl	26	0		
115911 Text products & artcles	3655	31	5735	47
116000 Knitted or crocheted fabrics			**153**	**1**
116004 Knitted or crochetd fabrics, exd.30 cm			153	1
116300 Other made up textile articles; sets; worn clothing and worn textile articles; rags			**2**	**0**
116307 Other made up articles incl dress patterns			2	0
120000 Footwear,Hradgear, Umbrellas, Sun Umbrellas, Walking Sticks, Seat-Sticks, Whips, Riding-Crops and Parts Thereof Etc			**2**	**0**
126500 Headgear and parts thereof			**2**	**0**
126506 Other headgear, not lined			2	0
130000 Articles of Stone, Plaster, Cement, Asbestos, Mica or Similar Materials; Ceramic Products; Glass and Glassware	**23894**	**195**	**24787**	**203**
136800 Articles of stone, plaster, asbestos, mica etc.	**7858**	**64**	**8447**	**69**
136804 Millstone, grindstone, grinding wheel etc.	6048	50	4861	40
136805 Natural/art abrasive powder/grain	321	3	2560	21
136812 Fabricated asbestos fibres			17	0

Import payments by countries /commodities Table-3.2 (Contd.)
(Four digit level HS code)

(First two digit section, second two digit chapter and last two digit indicate four digit level commodities)

(Amount in thousand)

HS Code - Countries/Commodities	2024 - 2025		2025 - 2026	
	Amount (BDT)	Amount (USD)	Amount (BDT)	Amount (USD)
136813 Friction material & articles	953	8	669	5
136814 Worked mica and articles of mica	70	1		
136815 Articles of stone/other mineral lsubs	466	4	340	3
136900 Ceramic products	**15798**	**129**	**16204**	**133**
136902 Refractory bricks, blocks, tiles etc.			13353	109
136903 Other refractory ceramic goods	15798	129	2852	23
137000 Glass and glassware	**239**	**2**	**135**	**1**
137013 Glassware of table, kitchn, toilt etc.	4	0	1	0
137019 Glass fibres & articles;	219	2	135	1
137020 Other articles of glass	16	0		
150000 Base Metals & Articles of Base Metal	**608057**	**5012**	**285938**	**2341**
157200 Iron and Steel	**12237**	**102**	**3841**	**31**
157211 Flat-rolled prodt, width 600 mm,not clad,plated	151	1		
157221 Bars & rods, of stainless steel	7	0		
157225 Flat-rolled prodt, of other alloy steel >= width 600mm	12079	101		
157228 Other bars & rods, of other alloy steel			3841	31
157300 Articles of Iron and Steel	**177686**	**1480**	**200727**	**1641**
157304 Tubes, pipes etc. other than cast iron	1463	12	1293	11
157305 Other tubes, pipes, having circular cross-sections			27	0
157306 Other tubes, pipes & hollow profiles			12	0
157307 Tubes/ pipes fittings of iron / steel	782	7	1728	14
157308 Structures & parts of structures			293	2
157310 Tanks, casks, drums etc.			23	0
157312 Stranded wire, ropes, cables etc.			35	0
157315 Chain and parts, of iron/steel	2970	24	630	5
157316 Anchors, grapnels,parts	33	0		
157318 Screws,bolts,nuts, etc.	2458	20	11774	96
157319 Sewing/knitting needles, etc.			194	2
157320 Springs &leaves for springs	828	7	803	7
157323 Table,kitchen articlese,of iron	161074	1342	175244	1433
157325 Other cast articles,of iron or stl			4	0
157326 Other articles of iron or steel	8078	67	8667	71
157400 Copper and Articles Thereof	**113**	**1**	**26**	**0**
157407 Copper bars,rods refined profiles	101	1		
157415 Nails, tacks, drawing pins, of copper etc.	11	0	26	0
157419 Other articles of copper	1	0		
157600 Aluminium and Articles Thereof	**408037**	**3347**	**2382**	**19**
157601 Unwrought aluminium	403522	3310		
157607 Aluminium foil, backed/not backed			481	4
157609 Aluminium tube & pipe fittings			387	3
157610 Aluminium,tube or pipe fittings (for example,couplings,elbows,sleeves)	4514	38		
157616 Other aluminium articles			1514	12
157900 Zinc and articles thereof			**72965**	**599**

Import payments by countries /commodities Table-3.2 (Contd.)
(Four digit level HS code)

(First two digit section, second two digit chapter and last two digit indicate four digit level commodities)

(Amount in thousand)

HS Code - Countries/Commodities	2024 - 2025		2025 - 2026	
	Amount (BDT)	Amount (USD)	Amount (BDT)	Amount (USD)
157901 Unwrought zinc			72965	599
158200 Tools, implements, cutlery, spoons and forks, of base metal; parts thereof of base metal	**7528**	**62**	**5707**	**47**
158205 Hand tools n.i.e	32	0	2035	17
158206 Tools of two or more, in sets			17	0
158207 Interchangeable tools, for hand tools	1338	11	530	4
158208 Knives & cutting blades	6158	51	2453	20
158211 Knives with cutting blades			671	6
158300 Miscellaneous articles of base metal	**2456**	**20**	**292**	**2**
158301 Padlocks & locks, of base metal	0	0		
158302 Base metal mountings,fittings & articles etc.	1760	15	291	2
158305 Fittings for loose-leaf binders, letter clips etc.	121	1		
158307 Flexible tubing of base metal	22	0		
158309 Stoppers, caps & lids of base metal			0	0
158311 Wire, rods, tubes plates, of base metal	553	5		
160000 Machinery and mechanical appliances; electrical equipment; parts thereof; soundrecorders and reproducers, television image and soundrecorders and reproducers; and parts and accessories of such articles	**1699794**	**14038**	**1811228**	**14823**
168400 Nuclear reactors, boilers, machinery and mechanical appliances; parts thereof	**712099**	**5884**	**855990**	**7001**
168405 Producer gas/water gas generators			43	0
168407 Spark-ignition/rot piston engines	16702	137		
168409 Parts spark-ignition pistn engin	51238	426	93105	763
168412 Other engines and motors	3861	32	5702	47
168413 Pumps for liquids	9495	78	5907	48
168414 Air/vacum pumps, gas compressors & fans	7512	62	2620	21
168415 Air conditioning machines			1222	10
168417 Industrial/lab furmaces & oven etc.			152	1
168418 Refrigerators,freezers & othr	727	6	707	6
168419 Machinery, plant/ lab equipments etc.	1919	16	103959	854
168420 Calendering/other roling machines	8273	68		
168421 Centrifuges, filtering machinery rtc.	24191	201	14032	115
168422 Dish washing machines, etc.	908	8	3733	31
168424 Mechanical appliances & the like	135	1	402	3
168424 Steam or sand blasting machines and similar projecting machines	19880	162		
168425 Pulley tackle & hoists etc.			412	3
168426 Ships' derricks; cranes etc.			108022	880
168428 Other Lifting, handling, etc.machinery	1228	10		
168430 Other moving, grading, levelng etc. mach.	486	4		
168431 Parts suitable of machinery			144	1
168434 Milking mach & dairy machinery			427	3
168436 Other agri, horti, poltry-kep machinery			13	0
168437 Machines cleaning, sorting/grading seed etc.	52589	438	1262	10
168438 Machinery n.i.e	68	1	112123	914

Import payments by countries /commodities Table-3.2 (Contd.)
(Four digit level HS code)

(First two digit section, second two digit chapter and last two digit indicate four digit level commodities)

(Amount in thousand)

HS Code - Countries/Commodities	2024 - 2025		2025 - 2026	
	Amount (BDT)	Amount (USD)	Amount (BDT)	Amount (USD)
168439 Machinery making pulp/paper/board	2539	21	497	4
168442 Machinery,apparatus,& equpment	65	1		
168443 Printing machinery	37327	309	27501	225
168445 Machine preparing txtile fibres			301	2
168448 Auxiliary mach for extrd, drw mch etc.	14821	122	19486	159
168449 Machinery for the manufactures etc.	287	2		
168451 Machinery for washing, cleaning etc.	375	3	1560	13
168454 Converters, ladles ingot machinies	498	4		
168455 Metal rollng mills and rolls thereof	4123	34	569	5
168458 Lathes for removing metal	93475	776		
168464 Machine-tools working stone, ceramic etc.	5674	47	978	8
168466 Parts & accessories for machine-tools	376	3	613	5
168467 Tools for working in the hand etc.	7949	66	621	5
168468 Machine for soldering, brazing etc.	128	1		
168471 Automatic data processing machines etc.	5269	43	8498	69
168473 Parts & accessories of office machineries			1252	10
168474 Machinery washing, crushing etc.	5	0	38135	312
168477 Machinery for working rubber/plastics	15359	127	19629	161
168478 Machinery preparng/making up tobaco	7801	64		
168479 Mechanical appl indivial func. n.i.e	72234	592	2036	17
168481 Taps, cocks, valves & similar etc.	21714	179	19339	158
168482 Ball/ roller bearings	41948	349	35820	293
168483 Transmission shafts, crank, bearing etc.	160183	1318	206174	1686
168484 Gaskets & similar joints of metal sheeting etc.	7737	64	2550	21
168487 Machinery parts,not cont. elect. connectors	13001	108	16445	135
168500 Electrical machinery and equipment and parts thereof; sound recorders and reproducers, television imageand sound recorders and reproducers and parts and accessories of such articles	**987696**	**8154**	**955239**	**7822**
168501 Electric motors and generator	10599	87	11800	97
168502 Electric generating sets, rotary converters	868244	7162	754863	6182
168503 Parts electric motor,gen. Set	12512	104	5958	49
168504 Electric transformer, inductors etc.	9953	83	15029	123
168505 Electro-magnets;and articles	2242	18	3751	31
168507 Electric accumulator;			100	1
168511 Electrical ignition equipment, etc.	20862	174	22106	181
168512 Electrical lighting/signaling equipment,etc	358	3	225	2
168514 Industrial/lab electric furnaces, ovens, etc.	6895	58	2203	18
168515 Electric laser/photon beam , etc.			388	3
168516 Electric storage water heater, etc.	759	6	4414	36
168517 Telephone sets , other apparatus etc.	4400	37	859	7
168523 Discs, tapes, smart cards etc.	1009	8	812	7
168524 Flat panel display module	89	1	135	1
168525 Transmission appart radio-tel, etc.	535	4		
168528 Monitors and projectors etc.	675	6	324	3

Import payments by countries /commodities Table-3.2 (Contd.)
(Four digit level HS code)

(First two digit section, second two digit chapter and last two digit indicate four digit level commodities)

(Amount in thousand)

HS Code - Countries/Commodities	2024 - 2025		2025 - 2026	
	Amount (BDT)	Amount (USD)	Amount (BDT)	Amount (USD)
168528 Monitors and projectors,not incorporating television reception apparatus;reception apparatus for television,whether or not incorporating radio broadcast receivers or sound or videorecording or reproducing apparatus	1346	11	18678	153
168530 Electrical signaling, traffic control equp etc.			12233	100
168531 Electrical sound/visual sig apts	136	1	296	2
168533 Electrical resistors, not heating	160	1	87	1
168535 Electrical apts for switching > 1000 volts			1094	9
168536 Electrical apparatus for switching or protecting electrical circuits,or for making connections to or in electrical circuits for a voltage notexceeding 1,000 volts; connectors for optical fibres,optical fibres,optical fibre bundles or cables	273	2	440	4
168536 Electrical apts for switching 1000 volts	8782	73	1849	15
168537 Boards, panels, consols, etc.	12553	104	66513	545
168538 Parts: of electrical switching,apts.	13434	111	13342	109
168539 Electric filament or discharge lamos, including sealed beam lamp units and ultra-violet or infra-red lamps; arc-lamps;light -emitting diode (LED) lamps.			3	0
168539 Electric filament/discharge lamps	340	3	402	3
168541 Diodes, transistors, semi-conductor etc.	214	2	4009	33
168542 Electronic, integrated circuits	706	6	3090	25
168543 Electrical machines & apts. n.i.e.	5200	43	3959	32
168544 Insulatd wire, cable etc.	5053	42	1092	9
168545 Carbon electrodes, carbon brushes etc.	368	3	58	0
168547 Insulating fitting for electrical machines			5127	42
170000 Vehicales, Aircraft, Vessels and Associated Transport Equipment	**714776**	**5937**	**2535703**	**20786**
178600 Railway or tramway locomotives, rollingstock and parts thereof; railway or tramway track fixtures and fittings and parts thereof; mechanical (including electromechanical) trafficsignalling equipment of all kinds	**8821**	**74**	**4756**	**39**
178607 Parts of railway or tramway locomotives	8821	74	4756	39
178700 Vehicles other than railway or tramway rollingstock, and parts and accessories thereof	**193474**	**1595**	**405556**	**3314**
178703 Motor cars and other motor vehicles principally designed for the transport of the persons(other than those of heading No. 87.02) including station wagons and racing cars	159779	1310	393029	3212
178705 Special purpose motor vehicles	32871	279	9958	81
178708 Parts,accessories, motor vehicles	824	7	1011	8
178714 Parts,accessories, of motorcycle/bicycles			1558	13
178800 Aircraft, spacecraft and parts thereof	**512481**	**4267**	**2125390**	**17432**
178802 Other aircraft, helicopters etc.			2385	19
178805 Aircraft launching gear,etc	24344	200		
178806 Unmanned aircraft:	487878	4066	2123006	17413
178807 Parts of goods heading 88.01, 88.02 or 88.06	259	2		

Import payments by countries /commodities Table-3.2 (Contd.)
(Four digit level HS code)

(First two digit section, second two digit chapter and last two digit indicate four digit level commodities)

(Amount in thousand)

HS Code - Countries/Commodities	2024 - 2025		2025 - 2026	
	Amount (BDT)	Amount (USD)	Amount (BDT)	Amount (USD)
180000 Optical, Photographic, Cinematographic, Measuring, Checking, Precision, Medical Orsurgical Instruments and Apparatus; Clocks and Watches; Musical Instruments; Parts and Accessories Thereof	**633402**	**5230**	**720856**	**5896**
189000 Optical, photographic, cinematographic, measuring, checking, precision, medical orsurgical instruments and apparatus; parts and accessories thereof	**633402**	**5230**	**720856**	**5896**
189001 Optical fibres etc			764	6
189002 Lenses, prisims, mirrors etc.			105	1
189004 Spectacles,goggles, etc.			115461	943
189011 Compound optical microscopes	375	3		
189017 Drawing, marking-out etc. inst.	1021	8	901	7
189018 Instruments in medical,surgical, etc.	405714	3363	325073	2662
189021 Orthopaedic,appliances etc.	132438	1078	163321	1334
189022 Appratus based on x-ray,alpha, etc.	53	0	41889	344
189024 Machines, hardness,strength test etc.	14897	125	192	2
189025 Hydrometers,thermometers etc.	3776	31	2303	19
189026 Instruments, checking flow,level etc.	5574	46	3487	29
189027 Instruments, physical, chemical analysis etc.	22657	188	34853	285
189029 Revolution counters,taximeters etc.	662	5	4070	33
189030 Oscilloscopes, spectrum analysers etc.,	32505	268	10803	88
189031 Measuring/checking instrument	7807	65	3477	28
189032 Automatic regulating instru	4204	35	11385	93
189033 Parts & accessories n.i.s	1720	14	2772	23
200000 Miscellaneous Manufactured Articles	**2465**	**20**	**360**	**3**
209400 Furniture; bedding, mattresses, mattress supports, cushions and similar stuffed furnishings; lamps and light fittings, not elsewhere specified or included; illuminated signs, illuminatednameplates and the like; prefabricated buildings	**8**	**0**		
209405 Lamps and lighting fittings & parts	8	0		
209500 Toys, games and sports requisites; parts and accessories thereof			**115**	**1**
209504 Video game, billiards etc.			115	1
209600 Miscellaneous manufactured articles	**2456**	**20**	**245**	**2**
209603 Brooms, brushes, etc.	2456	20	245	2
Azerbaijan	**93568**	**767**	**2753**	**22**
020000 Vegetable Products			**2753**	**22**
021200 Oil seeds and oleaginous fruits; miscellaneous grains; seeds and fruit; industrial or medicinal plants; straw and fodder			**2753**	**22**
021211 Plants & parts of plants for perfum/pharmacy			2753	22
110000 Textiles & Textile Articles	**93568**	**767**		
115200 Cotton	**93568**	**767**		
115201 Cotton not carded or combed	93568	767		
Bahamas			**68**	**1**
200000 Miscellaneous Manufactured Articles			**68**	**1**
209600 Miscellaneous manufactured articles			**68**	**1**

Import payments by countries /commodities Table-3.2 (Contd.)
(Four digit level HS code)

(First two digit section, second two digit chapter and last two digit indicate four digit level commodities)

(Amount in thousand)

HS Code - Countries/Commodities	2024 - 2025		2025 - 2026	
	Amount (BDT)	Amount (USD)	Amount (BDT)	Amount (USD)
209607 Slide fasteners and parts			68	1
Bahrain	**5041066**	**41921**	**1023299**	**8381**
010000 Live Animals and Animal Products	**23738**	**198**	**6645**	**54**
010400 Dairy produce; bird's eggs; natural honey; Edible products of animal origin, not elsewhere specified or included.	**23738**	**198**	**6645**	**54**
010402 Milk & cream, containing sugar	22582	188	2041	17
010406 Cheese and curd	1157	9	4605	38
040000 Prepared foodstuffs; Beverages, Spirits and vineger; Tobacco and manufactured tobacco substitues	**315692**	**2630**	**133042**	**1088**
042100 Miscellaneous edible preparations	**273117**	**2274**	**119997**	**981**
042101 Extracts,essences of coffee,tea etc.			155	1
042106 Food preparations n.e.s	273117	2274	119842	980
042300 Residues and waste from the food industries; Prepared animal fodder	**42575**	**356**	**13045**	**107**
042309 Preparations of a kind used in animal feeding	42575	356	13045	107
050000 Mineral Products	**4577480**	**38063**	**654659**	**5360**
052500 Salt; sulphur; earths and stone; plastering materials, lime and cement	**49367**	**404**	**90288**	**739**
052517 Pebble, gravel, broken or crushd stone	27706	226	56849	465
052522 Quicklime, slaked lime, hydralic lime	21660	177	33439	274
052700 Mineral fuels, mineral oilsand products of their distillation bituminous substances; mineral waxes	**4528114**	**37660**	**564370**	**4621**
052710 Petroleum oils, refined	3354146	27952	5937	48
052713 Petro coke,bitumen etc.	1173968	9708	558433	4573
060000 Products of the Chemical or Allied Industries	**3125**	**26**	**33622**	**275**
062900 Organic chemicals			**18681**	**153**
062905 Acyclic alcohol/halogn sulpho,etc			18681	153
063800 Miscellaneous chemical products	**3125**	**26**	**14941**	**122**
063801 Artificial graphite, colloidal etc.	3125	26	14375	117
063819 Hydraulic brake fluids			566	5
070000 Plastics & Rubber Articles Thereof	**36030**	**300**	**2232**	**18**
073900 Plastics and articles thereof	**36030**	**300**	**2232**	**18**
073901 Polymers of ethylene, in primary forms	33753	281		
073920 Other plates,sheets,etc of plastic, non-cellular	2277	19	2232	18
100000 Pulp of wood or of other fibrous cellulosic material; recovered (waste and scrap) paper or paperboard; paper and paperboard and articles thereof	**10248**	**84**	**762**	**6**
104700 Pulp of wood or of other fibrous cellulosic meterial; Recovered (Waste and scrap) paper or paperboard	**10248**	**84**		
104707 Recovered paper/paperboard	10248	84		
104800 Paper and paperboard; articles of paper pulp, of paper or of paperboard			**762**	**6**
104821 Paper/board labels of all kind			762	6
130000 Articles of Stone, Plaster, Cement, Asbestos, Mica or Similar Materials; Ceramic Products; Glass and Glassware	**5424**	**46**		
137000 Glass and glassware	**5424**	**46**		

Import payments by countries /commodities Table-3.2 (Contd.)
(Four digit level HS code)

(First two digit section, second two digit chapter and last two digit indicate four digit level commodities)

(Amount in thousand)

HS Code - Countries/Commodities	2024 - 2025		2025 - 2026	
	Amount (BDT)	Amount (USD)	Amount (BDT)	Amount (USD)
137001 Cullet & other waste & scrap of glass etc.	5424	46		
150000 Base Metals & Articles of Base Metal	**68981**	**572**	**187779**	**1542**
157300 Articles of Iron and Steel	**8737**	**74**		
157312 Stranded wire, ropes, cables etc.	8737	74		
157400 Copper and Articles Thereof	**4395**	**36**	**7937**	**65**
157411 Copper tubes and pipes	4395	36	7937	65
157600 Aluminium and Articles Thereof	**55849**	**462**	**179046**	**1470**
157601 Unwrought aluminium	51497	426	45230	371
157614 Stranded wire, cable of aluminium	4352	37	133816	1099
158300 Miscellaneous articles of base metal			**795**	**6**
158302 Base metal mountings,fittings & articles etc.			795	6
160000 Machinery and mechanical appliances; electrical equipment; parts thereof; soundrecorders and reproducers, television image and soundrecorders and reproducers; and parts and accessories of such articles			**672**	**5**
168400 Nuclear reactors, boilers, machinery and mechanical appliances; parts thereof			**660**	**5**
168409 Parts spark-ignition pistn engin			20	0
168421 Centrifuges, filtering machinery rtc.			447	4
168484 Gaskets & similar joints of metal sheeting etc.			5	0
168487 Machinery parts,not cont. elect. connectors			188	2
168500 Electrical machinery and equipment and parts thereof; sound recorders and reproducers, television imageand sound recorders and reproducers and parts and accessories of such articles			**12**	**0**
168511 Electrical ignition equipment, etc.			7	0
168544 Insulatd wire, cable etc.			5	0
170000 Vehicales, Aircraft, Vessels and Associated Transport Equipment			**3887**	**32**
178700 Vehicles other than railway or tramway rollingstock, and parts and accessories thereof			**3887**	**32**
178708 Parts,accessories, motor vehicles			3887	32
200000 Miscellaneous Manufactured Articles	**348**	**3**		
209600 Miscellaneous manufactured articles	**348**	**3**		
209607 Slide fasteners and parts	348	3		
Barbados	**2504**	**21**	**6761**	**55**
070000 Plastics & Rubber Articles Thereof	**70**	**1**		
074000 Rubber and articles thereof	**70**	**1**		
074015 Articles of apparel & clothing accessories etc.	70	1		
180000 Optical, Photographic, Cinematographic, Measuring, Checking, Precision, Medical Orsurgical Instruments and Apparatus; Clocks and Watches; Musical Instruments; Parts and Accessories Thereof	**2434**	**20**	**6761**	**55**
189000 Optical, photographic, cinematographic, measuring, checking, precision, medical orsurgical instruments and apparatus; parts and accessories thereof	**2434**	**20**	**6761**	**55**
189021 Orthopaedic,appliances etc.	2434	20	6761	55

Import payments by countries /commodities Table-3.2 (Contd.)
(Four digit level HS code)

(First two digit section, second two digit chapter and last two digit indicate four digit level commodities)

(Amount in thousand)

HS Code - Countries/Commodities	2024 - 2025		2025 - 2026	
	Amount (BDT)	Amount (USD)	Amount (BDT)	Amount (USD)
Belarussia	**2032826**	**16898**	**2732535**	**22352**
010000 Live Animals and Animal Products	**2022220**	**16810**	**2689620**	**22002**
010400 Dairy produce; bird's eggs; natural honey; Edible products of animal origin, not elsewhere specified or included.	**2022220**	**16810**	**2689620**	**22002**
010402 Milk & cream, containing sugar	2013519	16737	2689620	22002
010404 Whey, containing sugar /sweetening matter	8702	73		
070000 Plastics & Rubber Articles Thereof	**382**	**3**		
074000 Rubber and articles thereof	**382**	**3**		
074009 Tubes pipes & hoses etc.	382	3		
110000 Textiles & Textile Articles	**5061**	**42**		
115300 Other vegetable textile fibres; paper yarn etc.	**4489**	**37**		
115301 Flax raw/processed but not spun	4489	37		
115900 Impregnated, coated, covered textile fabrics etc.	**572**	**5**		
115909 Text hosepiping & similr tex tubing	572	5		
160000 Machinery and mechanical appliances; electrical equipment; parts thereof; soundrecorders and reproducers, television image and soundrecorders and reproducers; and parts and accessories of such articles	**61**	**1**	**60**	**0**
168400 Nuclear reactors, boilers, machinery and mechanical appliances; parts thereof	**61**	**1**	**60**	**0**
168413 Pumps for liquids	56	0		
168481 Taps, cocks, valves & similar etc.	5	0	60	0
170000 Vehicales, Aircraft, Vessels and Associated Transport Equipment			**38852**	**316**
178800 Aircraft, spacecraft and parts thereof			**38852**	**316**
178807 Parts of goods heading 88.01, 88.02 or 88.06			38852	316
180000 Optical, Photographic, Cinematographic, Measuring, Checking, Precision, Medical Orsurgical Instruments and Apparatus; Clocks and Watches; Musical Instruments; Parts and Accessories Thereof	**5102**	**42**	**4002**	**33**
189000 Optical, photographic, cinematographic, measuring, checking, precision, medical orsurgical instruments and apparatus; parts and accessories thereof	**5102**	**42**	**4002**	**33**
189018 Instruments in medical,surgical, etc.	4876	41	4002	33
189026 Instruments, checking flow,level etc.	11	0		
189033 Parts & accessories n.i.s	215	2		
Belgium	**17194555**	**142387**	**14799652**	**121056**
010000 Live Animals and Animal Products	**378802**	**3139**	**390361**	**3189**
010100 Live animals	**2157**	**18**		
010106 Other live animals	2157	18		
010400 Dairy produce; bird's eggs; natural honey; Edible products of animal origin, not elsewhere specified or included.	**376645**	**3121**	**390361**	**3189**
010402 Milk & cream, containing sugar	362371	3003	382407	3123
010406 Cheese and curd	14274	118	7954	65
020000 Vegetable Products	**27918**	**230**	**38043**	**311**

Import payments by countries /commodities Table-3.2 (Contd.)
(Four digit level HS code)

(First two digit section, second two digit chapter and last two digit indicate four digit level commodities)

(Amount in thousand)

HS Code - Countries/Commodities	2024 - 2025		2025 - 2026	
	Amount (BDT)	Amount (USD)	Amount (BDT)	Amount (USD)
021100 Products of the milling industry; Malt; Starces; Inulin; Eheat gluten	**25668**	**212**	**38043**	**311**
021107 Malt, whether or not roasted	25668	212	38043	311
021200 Oil seeds and oleaginous fruits; miscellaneous grains; seeds and fruit; industrial or medicinal plants; straw and fodder	**1738**	**14**		
021212 Locut bean, seaweeds sugr bet/cane etc.	1738	14		
021300 Lac; Gums, Resins and other vegetable saps and extracts	**512**	**4**		
021302 Vegetable saps and extracts;	512	4		
030000 Animal or vegetable fats and oils and their cleavage products; prepared edible fats; animal or vegetable waxes	**13940**	**115**	**17460**	**143**
031500 Animal or vegetable fats and oils and their cleavage products; prepared edible fats; animal or vegetable waxes	**13940**	**115**	**17460**	**143**
031504 Fats and oils & their fractions	8738	72	10561	86
031505 Wool grease & faty subst thereof	3685	30	5112	42
031508 Groundnut oils & its fractons, not refined	614	5		
031512 Sunflower,safflower/cotton seed oil, not refined	264	2		
031515 Other fixed vegetable fats & oils, not refined	638	5		
031521 Vegetable waxes & beewaxes etc.,not refined			1788	15
040000 Prepared foodstuffs; Beverages, Spirits and vineger; Tobacco and manufactured tobacco substitues	**1778167**	**14701**	**1723935**	**14101**
041800 Cocoa and cocoa preparations	**9817**	**82**	**1075**	**9**
041806 Chocolate/food prep. Contain. Cocoa	9817	82	1075	9
041900 Preparations of cereals, flour, starch or milk; pastry cooks' products	**758390**	**6249**	**443921**	**3630**
041901 Malt extract;	757811	6245	440999	3607
041905 Bread,pastry,cakes,biscuits etc.	579	5	2922	24
042000 Preparations of vegetables, fruit, nuts or other parts of plants	**52205**	**434**	**19633**	**161**
042004 Other Veg. prep/presrv., frozen	25538	212	4569	37
042005 Other Veg. prep/presrv., not frozen	330	3	1198	10
042007 Jams,fruit jellies etc.	4854	40	396	3
042008 Fruit & nuts etc.,	21483	179	12449	102
042009 Frut & vegetable juices			1020	8
042100 Miscellaneous edible preparations	**13267**	**110**	**36169**	**296**
042101 Extracts,essences of coffee,tea etc.	2694	22		
042102 Yeast; baking powder			1700	14
042106 Food preparations n.e.s	10574	88	34469	283
042200 Beverages, spirits and vinegar	**10243**	**85**	**12964**	**106**
042203 Beer made from malt	9983	82	12887	105
042204 Wine of fresh grapes			77	1
042208 Undenaturd ethyl alcohol vol. 0%	260	2		
042300 Residues and waste from the food industries; Prepared animal fodder	**934245**	**7742**	**1210172**	**9899**
042309 Preparations of a kind used in animal feeding	934245	7742	1210172	9899
050000 Mineral Products	**85161**	**705**	**92615**	**756**

Import payments by countries /commodities Table-3.2 (Contd.)
(Four digit level HS code)

(First two digit section, second two digit chapter and last two digit indicate four digit level commodities)

(Amount in thousand)

HS Code - Countries/Commodities	2024 - 2025		2025 - 2026	
	Amount (BDT)	Amount (USD)	Amount (BDT)	Amount (USD)
052500 Salt; sulphur; earths and stone; plastering materials, lime and cement	**51**	**0**	**560**	**5**
052501 Salt and pure sodium chloride	51	0	560	5
052700 Mineral fuels, mineral oilsand products of their distillation bituminous substances; mineral waxes	**85111**	**705**	**92055**	**751**
052710 Petroleum oils and oils obtained from bituminous minerals,other than crude; preparations not elsewherespecified or included,containing by weight 70% or more of petroleum oils or of oils obtained from bituminous minerals,these oils being the basic constituents of the preparation;waste oils	8564	71	14086	115
052710 Petroleum oils, refined	76167	631	77969	636
052712 Petroleum jely;paraffin wax,etc	379	3		
060000 Products of the Chemical or Allied Industries	**4979639**	**41325**	**4550497**	**37217**
062800 Inorganic chemicals; organic or inorganic compounds of precious metals, of rare-earth metals, of radioactive elements or of isotopes	**242210**	**2011**	**325521**	**2660**
062801 Fluorine, chlorine bromine & iodine.	251	2		
062804 Hydrogen, rare gases etc.	63707	529	7765	63
062807 Sulphuric acid, oleum	84	1		
062809 Diphosphorus pentaoxide; phosphoric acid	4080	34	57500	470
062811 Other inorganic acids, other inorganic oxygen	21504	178	31718	260
062814 Ammonia anhydrous or aqueous soln	117	1		
062817 Zinc oxide; zinc peroxide	870	7	83	1
062819 Chromium oxides and hydroxide	65388	545		
062822 Cobalt oxides & hydroxides	43676	362	123133	1005
062824 Lead oxides; red & orange lead	124	1		
062826 Fluorides,fluorosilicates,etc	5241	43	3078	25
062827 Chloride/bromide/iodides	2624	22		
062831 Dithionites and sulphoxylates	10	0	3	0
062832 Sulphites; thiosulphates	18	0		
062833 Sulphate alums, peroxosulphate	5383	45	5971	49
062834 Nitrites; nitrates	23	0		
062835 Phosphinates, phosphonates	26202	217	47421	387
062836 Carbonates; peroxocarbonates			47685	390
062843 Colloidal precious metals, silver/gold compounds	1348	11		
062844 Radioactive chemical elements/isotops			886	7
062847 Hydrogen peroxide not solidified urea			276	2
062850 Hydrides,nitrides, azides, silicides,borides etc.	369	3		
062852 Inorganic or organic compounds of mercury	1193	10		
062900 Organic chemicals	**153518**	**1274**	**214334**	**1755**
062902 Cyclic hydrocarbons	50	0		
062905 Acyclic alcohol/halogn sulpho,etc	23372	193	62778	513
062908 Halogenated, sulphonated etc.	10	0		
062909 Ether,ether alcohols, etc.	1914	16	6523	53
062914 Ketone & quinon etc.	625	5	738	6

Import payments by countries /commodities Table-3.2 (Contd.)
(Four digit level HS code)

(First two digit section, second two digit chapter and last two digit indicate four digit level commodities)

(Amount in thousand)

HS Code - Countries/Commodities	2024 - 2025		2025 - 2026	
	Amount (BDT)	Amount (USD)	Amount (BDT)	Amount (USD)
062915 Saturated acyclice,monocarboxilic acid etc.	21934	182	16589	136
062916 Unsaturated acyclic monocarboxylic acid etc.	2330	19		
062917 Polycarboxylic acids	37	0		
062918 Carboxylic acids	19448	162	8968	73
062921 Amine function compounds	38230	319	17181	141
062922 Oxygen-function amino-compound	11110	92	8599	71
062923 Qaternary ammonium salts etc.	21107	173	26430	216
062924 Carboxyamide amide- func. Comp.	8	0		
062932 Heterocyclic compound w/oxygen	60	1	749	6
062933 Heterocyclic comp w/nitrogen	5411	46		
062934 Nucleic acids & their salts;	1421	12	19126	157
062936 Provitamins & vitamins etc.	2398	20	36400	299
062942 Other organic compounds	4052	33	10254	84
063000 Pharmaceutical products	**329021**	**2713**	**454383**	**3711**
063002 Humn & animal blood	23396	192	21737	177
063003 Medicament consist. two or more mixed,for therapeutic use	291	2		
063004 Medicament consist. mixed/unmixed,for therapeutic use	305333	2519	432335	3531
063005 Wadding ,gauze,bandages etc.			311	3
063100 Fertilisers	**1584360**	**13185**	**50329**	**413**
063102 Mineral or chemical fertilisers, nitrogenous	1372612	11438	4399	36
063104 Mineralor chemical fertilzers, potassic	211748	1747	45930	377
063200 Tanning or dyeing extracts; Tannins and their derivatives; Dyes, pigments and other colouring matter; Paints and varnishes; Putty and other mastics; Inks	**169223**	**1403**	**127694**	**1044**
063204 Synthetic organic colouring matter	1578	13	7185	59
063206 Other Colouring matter;	27486	229	40732	333
063208 Paints and varnishes;	709	6		
063215 Printing ink, writing draw/other ink	139449	1155	79776	652
063300 Essential oils & resinoids; Perfum, cosmetic or toilet preperations	**983655**	**8166**	**1614251**	**13204**
063301 Essential oils	81	1	19	0
063302 Mix of odoriferous substancees	983574	8165	1613487	13198
063304 Beauty/make-up/skin preparatin			744	6
063400 Soap, organic surf-active agents, lubricating etc.	**478655**	**3973**	**348360**	**2847**
063402 Organic surfac-active agents	451560	3751	270098	2208
063403 Lubricat preparations etc.	23813	196	76810	628
063404 Artificial wax & prepared wax	3007	25	1198	10
063405 Polish and cream for footwear, furniture etc.			255	2
063407 Modelling pastes of plaster	275	2		
063500 Albuminoidal substances; modified starches, glues,	**57117**	**474**	**146213**	**1195**
063506 Prepared glues & other prep. adhesives	719	6		
063507 Enzymes; prepared enzymes n.e.s	56398	468	146213	1195
063700 Photographic or cinematographic goods	**488863**	**4046**	**876735**	**7178**
063701 Photographic plates & film flat etc.	472337	3910	857372	7019
063702 Photographic film in rolls	14353	119	19265	157
063707 Chemical prep. for photographic use	2174	18	99	1

Import payments by countries /commodities Table-3.2 (Contd.)
(Four digit level HS code)

(First two digit section, second two digit chapter and last two digit indicate four digit level commodities)

(Amount in thousand)

HS Code - Countries/Commodities	2024 - 2025		2025 - 2026	
	Amount (BDT)	Amount (USD)	Amount (BDT)	Amount (USD)
063800 Miscellaneous chemical products	**493017**	**4081**	**392677**	**3211**
063802 Activated carbon, animal black etc.	185	2		
063806 Rosin & resin acid;and derivatives etc.	972	8		
063808 Insecticides, rodenticides etc.	26423	216		
063809 Finishing agents,dye carriers etc.	238240	1973	229071	1873
063810 Pickling preparations for metal surfaces etc.			167	1
063811 Anti-knock prep, oxidation inhibitors etc.	22041	182	31475	257
063813 Prep & charges fire-extinguisher	7431	61	5383	44
063814 Organic composites solvents & thinners	531	4	651	5
063815 Reaction initiator & accelerators			2783	23
063818 Chemical elements use in electronics			118	1
063819 Hydraulic brake fluids	26	0	919	8
063820 Anti-freezing preparations	11980	98	8496	69
063821 Prepared culture media	51	0	14	0
063822 Diagnostic or laboratory reagents	13326	110	11345	93
063824 Prepared binders for foundry moulds;	171810	1425	102255	836
070000 Plastics & Rubber Articles Thereof	**881559**	**7291**	**591662**	**4839**
073900 Plastics and articles thereof	**746803**	**6172**	**508097**	**4156**
073901 Polymers of ethylene, in primary forms	8453	70	20453	167
073902 Polymers/ propylen/olefin in primary forms	51723	431	50234	411
073903 Polymers of styrenein in primary forms	43432	356		
073905 Polymers of vinyl acetate/ester in primary	31413	262	1350	11
073906 Acrylic polymers in primry forms	41245	344	68928	564
073907 Polyacetals in primary forms	4301	36	2947	24
073909 Amino-resins, in primary forms	9005	74	14107	115
073910 Silicons in primary forms	2500	20	1465	12
073911 Petroleum resins, in primary forms	23237	190	19197	157
073912 Cellulose & chemical dertives in primary	369744	3055	155690	1273
073917 Tube, pipe & hoses etc of plastics	907	7	622	5
073919 Self-adhesive, plates, sheets etc of plastics	105199	869	115733	947
073920 Other plates,sheets,etc of plastic, non-cellular	12498	102	1446	12
073921 Other Plates, sheets etc. of plastics	492	4	425	3
073923 Artilces for the conveyance	8269	68	9049	74
073926 Other plastics & articles	34385	283	46451	380
074000 Rubber and articles thereof	**134756**	**1118**	**83565**	**683**
074002 Synthetic rub/factice deriv from oil	19224	160		
074007 Vulcanised rubber thread & cord	6	0		
074008 Plates, sheets etc. of vulcan rubber			20	0
074009 Tubes pipes & hoses etc.	5529	46	16441	134
074010 Conveyor/transmisions belts of rub	565	5	473	4
074014 Hygienic/pharmaceutical articles of rub			273	2
074016 Other articles of vulcanised rubber	109432	908	66359	543
080000 Raw Hides and Skins, Leather and Articles Thereof; Saddlery and Harness; Travel Goods, Handbags nad Similar Containers; Articles of Animal Gut	**733**	**6**		

Import payments by countries /commodities Table-3.2 (Contd.)
(Four digit level HS code)

(First two digit section, second two digit chapter and last two digit indicate four digit level commodities)

(Amount in thousand)

HS Code - Countries/Commodities	2024 - 2025		2025 - 2026	
	Amount (BDT)	Amount (USD)	Amount (BDT)	Amount (USD)
084200 Articles of leather; saddlery and harness, travel goods, handbags and similar containers; articles of animal gut	**733**	**6**		
084202 Trunks, suit-case, vanity-case etc.	92	1		
084203 Articles/ composition of leather	641	5		
090000 Wood and Articles of Wood; Wood Charcoal; Cork and Articles of Cork; Manufactures of Straw, of Esparto or Other Plaiting Materials; Basketware & Wickerwork	**13**	**0**		
094400 Wood and articles of wood; wood charcoal	**13**	**0**		
094410 Particles & similar board	13	0		
100000 Pulp of wood or of other fibrous cellulosic material; recovered (waste and scrap) paper or paperboard; paper and paperboard and articles thereof	**5495**	**45**	**22982**	**188**
104800 Paper and paperboard; articles of paper pulp, of paper or of paperboard	**5495**	**45**	**19548**	**160**
104801 Newsprint, in rolls or sheets			12170	100
104804 Uncoated craft paper & paperboard			1481	12
104811 Paper, paperboard, cellulose wadding etc.			106	1
104814 Walpaper & similar wall coverings;	11	0		
104821 Paper/board labels of all kind			2246	18
104823 Other paper/board cellulose wadding etc.	5483	45	3545	29
104900 Printed books, newspapers, pictures etc.			**3434**	**28**
104908 Transfers (decalcomanias)			3434	28
104911 Other printed mattrer			0	0
110000 Textiles & Textile Articles	**2417706**	**19950**	**2237850**	**18304**
115200 Cotton	**43185**	**353**	**133452**	**1090**
115201 Cotton not carded or combed			37357	305
115204 Cotton sewing thread	2263	19	450	4
115208 Woven fabrics of cotton ,>= weg 85%+ , 200g/m.sq.	40922	335	95645	782
115300 Other vegetable textile fibres; paper yarn etc.	**1027229**	**8501**	**1015740**	**8303**
115301 Flax raw/processed but not spun	866812	7188	1000271	8177
115309 Woven fabrics of flax	160416	1313	15469	126
115400 Man-made filaments	**42693**	**352**	**272999**	**2237**
115401 Sewing thread of man-made filaments	12170	101	12161	100
115402 Synthetic filament yarn			119	1
115407 Woven fabrics of synthetic filament yrn	30523	251	260719	2136
115500 Man-made staple fibres	**46684**	**381**	**59550**	**486**
115502 Artificial filament tow			12772	104
115512 Woven fabrics of synth stap fibres, cont > 85%	45096	368	5114	42
115514 Woven fabrics of synth stap fibres, weg > 170 g/m.sq.	1588	13	41664	340
115600 Wadding, felt and nonwovens; special yarns etc.	**9261**	**76**	**26750**	**219**
115601 Wadding text mterials fibre & articles			7866	65
115602 Felt, coated,covered/laminated	188	2		
115604 Rubber thread cord, textile covered,etc	2850	23	11816	97
115607 Twine, cordage, cbles etc.	6085	50	7069	58
115608 Knotted netting of twine, cordage etc	138	1		

Import payments by countries /commodities Table-3.2 (Contd.)
(Four digit level HS code)

(First two digit section, second two digit chapter and last two digit indicate four digit level commodities)

(Amount in thousand)

HS Code - Countries/Commodities	2024 - 2025		2025 - 2026	
	Amount (BDT)	Amount (USD)	Amount (BDT)	Amount (USD)
115800 Special woven fabrics; tufted text. Fabrics; lace; tapestries; trimmings; embroidery	**136269**	**1126**	**164042**	**1340**
115801 Woven pile & chenille fabrics			5065	41
115804 Tulles & other net fabrics	187	2		
115806 Narrow woven fabrics	136026	1124	156758	1281
115807 Labeles, badges & similar articles text	57	0	2220	18
115900 Impregnated, coated, covered textile fabrics etc.	**1071881**	**8828**	**528537**	**4328**
115903 Tex fabrics impregnated,coated etc	1068282	8799	527875	4323
115906 Rubberised text fabrics	3599	30	660	5
115909 Text hosepiping & similr tex tubing			1	0
116000 Knitted or crocheted fabrics	**40503**	**333**	**36759**	**301**
116001 Pile fabrics	7375	61	4110	34
116005 Wrap knit fabrics	6770	56	20134	165
116006 Other knitted or crochet fabrics	26359	216	12514	103
116200 Articles of apparel & cloth accessories, not knitted/crocheted			**7**	**0**
116205 Men/boys shirts not knitted/crochetd			7	0
116300 Other made up textile articles; sets; worn clothing and worn textile articles; rags			**16**	**0**
116303 Curtans & interior blinds etc			15	0
116305 Sacks & bags use for packing goods			1	0
120000 Footwear,Hradgear, Umbrellas, Sun Umbrellas, Walking Sticks, Seat-Sticks, Whips, Riding-Crops and Parts Thereof Etc	**16**	**0**		
126600 Umbrellas, sun umbrellas, walking-sticks, seat-sticks, whips, riding-crops and parts thereof	**16**	**0**		
126601 Umbrella and sun umbrellas, etc	16	0		
130000 Articles of Stone, Plaster, Cement, Asbestos, Mica or Similar Materials; Ceramic Products; Glass and Glassware	**1499**	**13**	**5**	**0**
136800 Articles of stone, plaster, asbestos, mica etc.	**634**	**5**		
136805 Natural/art abrasive powder/grain	222	2		
136815 Articles of stone/other mineral lsubs	412	3		
136900 Ceramic products	**800**	**7**		
136909 Ceramic wares for lab, chemical uses etc.	800	7		
137000 Glass and glassware	**65**	**1**	**5**	**0**
137009 Glass mirrors, rear-view mirrors			5	0
137019 Glass fibres & articles;	65	1		
150000 Base Metals & Articles of Base Metal	**1016692**	**8463**	**967537**	**7916**
157200 Iron and Steel	**824189**	**6854**	**549667**	**4499**
157204 Ferrous waste & scrap			165667	1357
157208 Flat-rolled prodt, >= width 600 mm, hot-rolled	225593	1861	239180	1956
157209 Flat-rolled prodt, >= width 600 mm, cold-rolled	96103	800	2039	17
157210 Flat-rolled prodt, >= width 600 mm, clad,plated	480184	4009	115455	946
157211 Flat-rolled prodt, width 600 mm,not clad,plated			190	2
157212 Flat-rolled prodt, width 600 mm, clad,plated	8066	66	27136	222

Import payments by countries /commodities Table-3.2 (Contd.)
(Four digit level HS code)

(First two digit section, second two digit chapter and last two digit indicate four digit level commodities)

(Amount in thousand)

HS Code - Countries/Commodities	2024 - 2025		2025 - 2026	
	Amount (BDT)	Amount (USD)	Amount (BDT)	Amount (USD)
157225 Flat-rolled prodt, of other alloy steel >= width 600mm	14244	118		
157300 Articles of Iron and Steel	**37079**	**306**	**44350**	**363**
157302 Railway or tramway track,of iron /steel			796	7
157304 Tubes, pipes etc. other than cast iron	461	4	58	0
157306 Other tubes, pipes & hollow profiles	761	6	7	0
157307 Tubes/ pipes fittings of iron / steel	7531	62	28242	231
157309 Reservoirs, tanks, vats etc.	1273	11	1081	9
157311 Containers for compressed	9169	76	1762	14
157314 Wire,expanded metal of iron / steel	138	1		
157315 Chain and parts, of iron/steel	6	0		
157318 Screws,bolts,nuts, etc.	3451	28	3695	30
157319 Sewing/knitting needles, etc.	2187	18	225	2
157320 Springs &leaves for springs	3192	26	542	4
157323 Table,kitchen articlese,of iron			0	0
157324 Sanitary ware & parts, of iron/ steel			356	3
157325 Other cast articles,of iron or stl	3107	26	246	2
157326 Other articles of iron or steel	5802	48	7340	60
157400 Copper and Articles Thereof	**27755**	**230**	**27491**	**224**
157406 Copper powder and flakes	27296	226	6251	51
157409 Copper plates, sheets & strip			17255	141
157412 Copper tube or pipe fittings	24	0	3857	32
157415 Nails, tacks, drawing pins, of copper etc.	84	1		
157419 Other articles of copper	351	3	129	1
157600 Aluminium and Articles Thereof	**67**	**1**	**3**	**0**
157616 Other aluminium articles	67	1	3	0
157900 Zinc and articles thereof	**114757**	**967**	**338954**	**2772**
157901 Unwrought zinc	114492	964	338859	2771
157907 Other articles of zinc	265	2	95	1
158100 Other base metals; cermets; articles thereof			**260**	**2**
158106 Bismuth and articles;			260	2
158200 Tools, implements, cutlery, spoons and forks, of base metal; parts thereof of base metal	**3849**	**32**	**1961**	**16**
158203 Files, rasps, pliers, etc.			11	0
158204 Hand-operated spanners & wrenches	8	0		
158205 Hand tools n.i.e	1942	16	16	0
158207 Interchangeable tools, for hand tools			1217	10
158208 Knives & cutting blades	1890	16	717	6
158209 Plates, sticks, tips, like tools	9	0		
158300 Miscellaneous articles of base metal	**8996**	**74**	**4850**	**40**
158301 Padlocks & locks, of base metal	158	1	43	0
158302 Base metal mountings,fittings & articles etc.	1044	9	157	1
158307 Flexible tubing of base metal	104	1	179	1
158308 Clasps, frames, hooks etc.	7454	62	4471	36
158309 Stoppers, caps & lids of base metal	236	2		

Import payments by countries /commodities Table-3.2 (Contd.)
(Four digit level HS code)

(First two digit section, second two digit chapter and last two digit indicate four digit level commodities)

(Amount in thousand)

HS Code - Countries/Commodities	2024 - 2025		2025 - 2026	
	Amount (BDT)	Amount (USD)	Amount (BDT)	Amount (USD)
160000 Machinery and mechanical appliances; electrical equipment; parts thereof; soundrecorders and reproducers, television image and soundrecorders and reproducers; and parts and accessories of such articles	**5094186**	**42181**	**3869135**	**31658**
168400 Nuclear reactors, boilers, machinery and mechanical appliances; parts thereof	**4937907**	**40889**	**3307451**	**27075**
168402 Steam /other vapour generating boilers	72	1		
168405 Producer gas/water gas generators	13861	114	16842	138
168407 Spark-ignition/rot piston engines	25764	215		
168408 Compression-ignition piston engin	26330	217		
168409 Parts spark-ignition pistn engin	45579	378	29705	243
168412 Other engines and motors	3435	29	5246	43
168413 Pumps for liquids	11432	94	1756	14
168414 Air/vacum pumps, gas compressors & fans	764563	6332	941534	7700
168415 Air conditioning machines	16	0	74	1
168416 Furnace burners for liquid fuel,etc.	1790	15		
168418 Refrigerators,freezers & othr	1502	12	5723	47
168419 Machinery, plant/ lab equipments etc.	253975	2118	28554	234
168420 Calendering/other roling machines	3122	26	89	1
168421 Centrifuges, filtering machinery rtc.	117585	977	95785	783
168422 Dish washing machines, etc.	200683	1674	170773	1396
168423 Weighing machinery, etc.	799	7		
168424 Mechanical appliances & the like	81	1		
168426 Ships' derricks; cranes etc.	421333	3498		
168428 Other Lifting, handling, etc.machinery	402716	3356		
168430 Other moving, grading, levelng etc. mach.			15599	128
168431 Parts suitable of machinery	61958	520	6148	50
168436 Other agri, horti, poltry-kep machinery	16417	135	115274	945
168437 Machines cleaning, sorting/grading seed etc.	130846	1102		
168438 Machinery n.i.e			367	3
168441 Other machinery making pulp/paper/board			11618	95
168443 Printing machinery	2974	24	206	2
168446 Weaving machines(looms)	1416567	11686	857372	7017
168448 Auxiliary mach for extrd, drw mch etc.	91856	761	132232	1081
168451 Machinery for washing, cleaning etc.	381	3	1788	15
168452 Sewing machines, n/book sewng mach			82	1
168455 Metal rollng mills and rolls thereof			1001	8
168466 Parts & accessories for machine-tools			932	8
168467 Tools for working in the hand etc.			2237	18
168468 Machine for soldering, brazing etc.			631	5
168471 Automatic data processing machines etc.			1646	13
168475 Machines for assembling elect. lamps etc.	72298	593	118382	968
168476 Automatic goods-vending machines	61	1		
168477 Machinery for working rubber/plastics	3038	25	94	1
168478 Machinery preparng/making up tobaco	72547	605		
168479 Mechanical appl indivial func. n.i.e	522063	4287	613701	5037

Import payments by countries /commodities Table-3.2 (Contd.)
(Four digit level HS code)

(First two digit section, second two digit chapter and last two digit indicate four digit level commodities)

(Amount in thousand)

HS Code - Countries/Commodities	2024 - 2025		2025 - 2026	
	Amount (BDT)	Amount (USD)	Amount (BDT)	Amount (USD)
168481 Taps, cocks, valves & similar etc.	101929	844	57186	468
168482 Ball/ roller bearings	23512	197	19953	163
168483 Transmission shafts, crank, bearing etc.	10072	83	13161	108
168484 Gaskets & similar joints of metal sheeting etc.	66373	546	23155	189
168487 Machinery parts,not cont. elect. connectors	50378	415	18606	152
168500 Electrical machinery and equipment and parts thereof; sound recorders and reproducers, television imageand sound recorders and reproducers and parts and accessories of such articles	**156279**	**1292**	**561684**	**4583**
168501 Electric motors and generator	1748	14	14543	119
168502 Electric generating sets, rotary converters	360	3		
168503 Parts electric motor,gen. Set	25895	212	1010	8
168504 Electric transformer, inductors etc.	6648	55	8867	73
168505 Electro-magnets;and articles	3	0	20317	166
168507 Electric accumulator;	1152	10	246	2
168508 Vcuum cleaners	59	0		
168511 Electrical ignition equipment, etc.	567	5	27	0
168512 Electrical lighting/signaling equipment,etc	28	0	31	0
168516 Electric storage water heater, etc.	315	3		
168517 Telephone sets , other apparatus etc.			1938	16
168523 Discs, tapes, smart cards etc.			271	2
168528 Monitors and projectors etc.	144	1		
168528 Monitors and projectors,not incorporating television reception apparatus;reception apparatus for television,whether or not incorporating radio broadcast receivers or sound or videorecording or reproducing apparatus	16	0		
168529 Parts,trans,reception etc.,apts	12	0		
168530 Electrical signaling, traffic control equp etc.	76526	634	28793	236
168531 Electrical sound/visual sig apts	480	4	36	0
168533 Electrical resistors, not heating	11	0		
168535 Electrical apts for switching > 1000 volts	21	0		
168536 Electrical apparatus for switching or protecting electrical circuits,or for making connections to or in electrical circuits for a voltage notexceeding 1,000 volts; connectors for optical fibres,optical fibres,optical fibre bundles or cables	16430	135	477	4
168536 Electrical apts for switching 1000 volts	1659	14	1584	13
168537 Boards, panels, consols, etc.	15381	128	12687	104
168538 Parts: of electrical switching,apts.	4570	37	21648	177
168539 Electric filament/discharge lamps	9	0	18	0
168540 Thermionic,cold cathode valves etc.			136	1
168541 Diodes, transistors, semi-conductor etc.			5	0
168542 Electronic, integrated circuits	154	1		
168543 Electrical machines & apts. n.i.e.	546	5	448706	3659
168544 Insulatd wire, cable etc.	3545	29	322	3
168545 Carbon electrodes, carbon brushes etc.			21	0

Import payments by countries /commodities Table-3.2 (Contd.)
(Four digit level HS code)

(First two digit section, second two digit chapter and last two digit indicate four digit level commodities)

(Amount in thousand)

HS Code - Countries/Commodities	2024 - 2025		2025 - 2026	
	Amount (BDT)	Amount (USD)	Amount (BDT)	Amount (USD)
170000 Vehicales, Aircraft, Vessels and Associated Transport Equipment	**162511**	**1323**	**43878**	**360**
178700 Vehicles other than railway or tramway rollingstock, and parts and accessories thereof	**1145**	**9**	**43878**	**360**
178703 Motor cars and other motor vehicles principally designed for the transport of the persons(other than those of heading No. 87.02) including station wagons and racing cars			34364	282
178708 Parts,accessories, motor vehicles	714	6	1209	10
178714 Parts,accessories, of motorcycle/bicycles	431	4	8305	68
178900 Ships, boats and floating structures	**161366**	**1313**		
178908 Vessels & other,breaking up	161366	1313		
180000 Optical, Photographic, Cinematographic, Measuring, Checking, Precision, Medical Orsurgical Instruments and Apparatus; Clocks and Watches; Musical Instruments; Parts and Accessories Thereof	**277364**	**2293**	**176494**	**1444**
189000 Optical, photographic, cinematographic, measuring, checking, precision, medical orsurgical instruments and apparatus; parts and accessories thereof	**277364**	**2293**	**176494**	**1444**
189018 Instruments in medical,surgical, etc.	59063	490	122468	1001
189021 Orthopaedic,appliances etc.			2507	20
189022 Appratus based on x-ray,alpha, etc.	8853	75	151	1
189024 Machines, hardness,strength test etc.			1074	9
189025 Hydrometers,thermometers etc.	120447	987	31613	259
189026 Instruments, checking flow,level etc.	3341	28	3604	29
189027 Instruments, physical, chemical analysis etc.	68253	569	3168	26
189029 Revolution counters,taximeters etc.	502	4		
189030 Oscilloscopes, spectrum analysers etc.,	2616	22		
189031 Measuring/checking instrument	6367	53	97	1
189032 Automatic regulating instru	7892	65	10379	85
189033 Parts & accessories n.i.s	31	0	1432	12
200000 Miscellaneous Manufactured Articles	**73155**	**606**	**77108**	**631**
209400 Furniture; bedding, mattresses, mattress supports, cushions and similar stuffed furnishings; lamps and light fittings, not elsewhere specified or included; illuminated signs, illuminatednameplates and the like; prefabricated buildings	**247**	**2**	**2859**	**23**
209402 Medical, surgical, dental furniture			759	6
209403 Other furniture & parts	11	0		
209405 Lamps and lighting fittings & parts	237	2	2100	17
209600 Miscellaneous manufactured articles	**72907**	**604**	**74249**	**607**
209603 Brooms, brushes, etc.	891	7		
209606 Buttons, press/snap-fasteners, etc	9038	74	11444	93
209607 Slide fasteners and parts	62978	523	62805	514
210000 Works of Art, Collectors Pieces and Antiques			**92**	**1**
219700 Works of art, collectors' pieces and antiques			**92**	**1**
219703 Original sculptures & statuary			92	1
Belize			**14797**	**121**

Import payments by countries /commodities Table-3.2 (Contd.)
(Four digit level HS code)

(First two digit section, second two digit chapter and last two digit indicate four digit level commodities)

(Amount in thousand)

HS Code - Countries/Commodities	2024 - 2025		2025 - 2026	
	Amount (BDT)	Amount (USD)	Amount (BDT)	Amount (USD)
060000 Products of the Chemical or Allied Industries			**14797**	**121**
062800 Inorganic chemicals; organic or inorganic compounds of precious metals, of rare-earth metals, of radioactive elements or of isotopes			**14797**	**121**
062835 Phosphinates, phosphonates			14797	121
Benin	**56074051**	**464755**	**45470033**	**371512**
040000 Prepared foodstuffs; Beverages, Spirits and vineger; Tobacco and manufactured tobacco substitues	**5839**	**48**		
042300 Residues and waste from the food industries; Prepared animal fodder	**5839**	**48**		
042306 Oilcake ,not soya-bean / ground-nut oil	5839	48		
110000 Textiles & Textile Articles	**56068212**	**464707**	**45470033**	**371512**
115200 Cotton	**56068212**	**464707**	**45470033**	**371512**
115201 Cotton not carded or combed	56060916	464647	45393507	370886
115205 Cotton yarn , cont 85%+ weg cotton	7296	61	76526	626
Bermuda			**4630**	**38**
080000 Raw Hides and Skins, Leather and Articles Thereof; Saddlery and Harness; Travel Goods, Handbags nad Similar Containers; Articles of Animal Gut			**4630**	**38**
084100 Raw hides and skins and leather			**4630**	**38**
084107 Leather further prepared aft tann,of bovine			4630	38
Bhutan	**5339936**	**44120**	**6422822**	**52504**
020000 Vegetable Products	**2314423**	**19055**	**3102576**	**25353**
020800 Edible fruit nuts; peel of citrus fruit or melons	**982492**	**8059**	**803705**	**6569**
020804 Dates figs pinapples etc., fresh/dried			150	1
020805 Citrus fruits, fresh or dried	975825	8003	772385	6312
020806 Grapes, fresh or dried	1543	13		
020808 Apples,pears & quinces, fresh	5124	43	31169	256
020900 Coffee, tea, mate and spices	**1331931**	**10996**	**2298872**	**18783**
020902 Tea	339	3		
020908 Nutmeg,mace and cardamoms	1315278	10856	2263252	18493
020909 Seeds of anise/badian/cumin etc.	5646	48	12444	102
020910 Ginger saffron,turmric & other spices	10667	89	23176	189
030000 Animal or vegetable fats and oils and their cleavage products; prepared edible fats; animal or vegetable waxes	**14**	**0**		
031500 Animal or vegetable fats and oils and their cleavage products; prepared edible fats; animal or vegetable waxes	**14**	**0**		
031513 Coconut, palm kernel oils, not refined	14	0		
040000 Prepared foodstuffs; Beverages, Spirits and vineger; Tobacco and manufactured tobacco substitues	**237664**	**1960**	**312725**	**2556**
042000 Preparations of vegetables, fruit, nuts or other parts of plants	**235807**	**1945**	**311093**	**2543**
042001 Vegetibles,fruit,nut & other edible part of plants	134	1		
042005 Other Veg. prep/presrv., not frozen	42	0		
042007 Jams,fruit jellies etc.	8713	72	492	4
042009 Frut & vegetable juices	226917	1872	310601	2539
042100 Miscellaneous edible preparations	**753**	**6**	**1632**	**13**

Import payments by countries /commodities Table-3.2 (Contd.)
(Four digit level HS code)

(First two digit section, second two digit chapter and last two digit indicate four digit level commodities)

(Amount in thousand)

HS Code - Countries/Commodities	2024 - 2025		2025 - 2026	
	Amount (BDT)	Amount (USD)	Amount (BDT)	Amount (USD)
042103 Sauces and preparations thereof	753	6	1632	13
042300 Residues and waste from the food industries; Prepared animal fodder	**1104**	**9**		
042302 Bran sharps and othere residues	1104	9		
050000 Mineral Products	**2307918**	**19148**	**2045316**	**16729**
052500 Salt; sulphur; earths and stone; plastering materials, lime and cement	**2304763**	**19123**	**2045316**	**16729**
052516 Granite, porphyry,basalt,sandstone etc.	1630666	13529	1581777	12938
052517 Pebble, gravel, broken or crushd stone	312141	2599	127302	1041
052518 Dolomite all kind	50056	413	75863	621
052520 Gypsum;anhydrite plasters	50573	418	49970	409
052521 Limestone flux	261327	2164	210404	1721
052700 Mineral fuels, mineral oilsand products of their distillation bituminous substances; mineral waxes	**3155**	**26**		
052710 Petroleum oils, refined	3155	26		
060000 Products of the Chemical or Allied Industries	**181373**	**1503**	**153630**	**1257**
062800 Inorganic chemicals; organic or inorganic compounds of precious metals, of rare-earth metals, of radioactive elements or of isotopes	**993**	**8**	**1036**	**8**
062818 Artificial corundum, aluminium oxide/hydroxide			659	5
062836 Carbonates; peroxocarbonates	993	8	377	3
063000 Pharmaceutical products	**274**	**2**		
063003 Medicament consist. two or more mixed,for therapeutic use	274	2		
063300 Essential oils & resinoids; Perfum, cosmetic or toilet preperations	**18**	**0**		
063305 Preparations for use on the hair	18	0		
063400 Soap, organic surf-active agents, lubricating etc.	**16**	**0**		
063401 Soap;organic surfac-active prodts & preparations	16	0		
063800 Miscellaneous chemical products	**180072**	**1493**	**152594**	**1249**
063816 Refractory cements, mortars etc.	180072	1493	152594	1249
090000 Wood and Articles of Wood; Wood Charcoal; Cork and Articles of Cork; Manufactures of Straw, of Esparto or Other Plaiting Materials; Basketware & Wickerwork	**2642**	**22**	**1473**	**12**
094400 Wood and articles of wood; wood charcoal	**2642**	**22**	**1473**	**12**
094410 Particles & similar board	2642	22	1473	12
150000 Base Metals & Articles of Base Metal	**295903**	**2432**	**807102**	**6597**
157200 Iron and Steel	**295903**	**2432**	**807102**	**6597**
157202 Ferro-alloys	270471	2224	661929	5411
157207 Semi-finished products of iron	25432	208	145173	1186
Bosnia And Herzegovina	**186271**	**1530**	**26337**	**215**
060000 Products of the Chemical or Allied Industries	**1211**	**10**	**130**	**1**
063200 Tanning or dyeing extracts; Tannins and their derivatives; Dyes, pigments and other colouring matter; Paints and varnishes; Putty and other mastics; Inks	**1211**	**10**	**130**	**1**
063202 Synthetic organic/ inorganic tanning subs.	1211	10	130	1
070000 Plastics & Rubber Articles Thereof	**2964**	**25**	**0**	**0**

Import payments by countries /commodities Table-3.2 (Contd.)
(Four digit level HS code)

(First two digit section, second two digit chapter and last two digit indicate four digit level commodities)

(Amount in thousand)

HS Code - Countries/Commodities	2024 - 2025		2025 - 2026	
	Amount (BDT)	Amount (USD)	Amount (BDT)	Amount (USD)
073900 Plastics and articles thereof	**17**	**0**		
073926 Other plastics & articles	17	0		
074000 Rubber and articles thereof	**2946**	**25**	**0**	**0**
074009 Tubes pipes & hoses etc.			0	0
074016 Other articles of vulcanised rubber	2946	25		
090000 Wood and Articles of Wood; Wood Charcoal; Cork and Articles of Cork; Manufactures of Straw, of Esparto or Other Plaiting Materials; Basketware & Wickerwork	**1995**	**17**		
094400 Wood and articles of wood; wood charcoal	**1995**	**17**		
094407 Wood sawn/chipped lengthwise sliced etc.	1995	17		
100000 Pulp of wood or of other fibrous cellulosic material; recovered (waste and scrap) paper or paperboard; paper and paperboard and articles thereof	**566**	**5**		
104800 Paper and paperboard; articles of paper pulp, of paper or of paperboard	**566**	**5**		
104812 Filter blocks, slabs& plates of paper pulp	566	5		
150000 Base Metals & Articles of Base Metal	**971**	**8**	**747**	**6**
157300 Articles of Iron and Steel	**818**	**7**	**716**	**6**
157307 Tubes/ pipes fittings of iron / steel	141	1		
157308 Structures & parts of structures	458	4		
157318 Screws,bolts,nuts, etc.	219	2	10	0
157320 Springs &leaves for springs			701	6
157326 Other articles of iron or steel			5	0
158300 Miscellaneous articles of base metal	**153**	**1**	**30**	**0**
158302 Base metal mountings,fittings & articles etc.	7	0	30	0
158307 Flexible tubing of base metal	147	1		
160000 Machinery and mechanical appliances; electrical equipment; parts thereof; soundrecorders and reproducers, television image and soundrecorders and reproducers; and parts and accessories of such articles	**24862**	**206**	**9991**	**82**
168400 Nuclear reactors, boilers, machinery and mechanical appliances; parts thereof	**23844**	**198**	**8546**	**70**
168401 Nuclear reactors; fuel elements etc.			25	0
168409 Parts spark-ignition pistn engin	5757	47	320	3
168414 Air/vacum pumps, gas compressors & fans			576	5
168421 Centrifuges, filtering machinery rtc.	12822	106	7460	61
168422 Dish washing machines, etc.	4667	40		
168455 Metal rollng mills and rolls thereof	122	1	56	0
168471 Automatic data processing machines etc.	5	0		
168481 Taps, cocks, valves & similar etc.	390	3		
168482 Ball/ roller bearings			109	1
168483 Transmission shafts, crank, bearing etc.	22	0		
168487 Machinery parts,not cont. elect. connectors	59	1		
168500 Electrical machinery and equipment and parts thereof; sound recorders and reproducers, television imageand sound recorders and reproducers and parts and accessories of such articles	**1018**	**8**	**1444**	**12**

Import payments by countries /commodities Table-3.2 (Contd.)
(Four digit level HS code)

(First two digit section, second two digit chapter and last two digit indicate four digit level commodities)

(Amount in thousand)

HS Code - Countries/Commodities	2024 - 2025		2025 - 2026	
	Amount (BDT)	Amount (USD)	Amount (BDT)	Amount (USD)
168501 Electric motors and generator			81	1
168502 Electric generating sets, rotary converters			71	1
168503 Parts electric motor,gen. Set	118	1	1090	9
168510 Electric shavers, hair clipper etc.			33	0
168511 Electrical ignition equipment, etc.	493	4	118	1
168543 Electrical machines & apts. n.i.e.	407	3		
168544 Insulatd wire, cable etc.			51	0
180000 Optical, Photographic, Cinematographic, Measuring, Checking, Precision, Medical Orsurgical Instruments and Apparatus; Clocks and Watches; Musical Instruments; Parts and Accessories Thereof	**5792**	**48**		
189000 Optical, photographic, cinematographic, measuring, checking, precision, medical orsurgical instruments and apparatus; parts and accessories thereof	**5792**	**48**		
189013 Liquid crystal devices	5792	48		
190000 Arms and Ammunition; Parts and Accessories Thereof	**147909**	**1211**	**15470**	**126**
199300 Arms and ammunition; parts and accessories thereof	**147909**	**1211**	**15470**	**126**
199305 Parts of military weapons, revolver,etc	1246	10	1395	11
199306 Bombs, grenades, mines & parts	146663	1201	14075	115
Brazil	**319096920**	**2637893**	**360257723**	**2943942**
010000 Live Animals and Animal Products	**1402**	**12**	**14807**	**121**
010300 Fish and crustaceans, molluscs and other aquatic invertebrates	**1402**	**12**	**8551**	**70**
010303 Fish frozen excld. fish fillet	1402	12	8551	70
010500 Products of animal origin, not elsewhere specified orincluded			**6256**	**51**
010511 Animal products, nes			6256	51
020000 Vegetable Products	**73140813**	**607107**	**92471818**	**755417**
020800 Edible fruit nuts; peel of citrus fruit or melons	**18344**	**152**	**81850**	**667**
020808 Apples,pears & quinces, fresh	18344	152	81850	667
020900 Coffee, tea, mate and spices	**92958**	**767**	**263774**	**2158**
020901 Cofee, not roastd or roasted	69982	579	99877	816
020902 Tea	66	1		
020904 Pepper dried/crushed/ground	5287	43	152194	1246
020907 Cloves	17623	144	11393	94
020910 Ginger saffron,turmric & other spices			310	3
021000 Cereals	**31837690**	**263875**	**40546374**	**331751**
021001 Wheat and meslin	2950565	24185	13150381	107461
021005 Maize (corn)	28887125	239690	27395993	224289
021100 Products of the milling industry; Malt; Starces; Inulin; Eheat gluten	**948**	**8**	**717**	**6**
021108 Starches ; inulin	948	8	717	6
021200 Oil seeds and oleaginous fruits; miscellaneous grains; seeds and fruit; industrial or medicinal plants; straw and fodder	**41169937**	**342131**	**51568231**	**420746**
021201 Soya bean,whether/ not broken	41077876	341369	51418607	419521
021209 Seed,fruit & spores for sowing	74595	617	120736	988
021212 Locut bean, seaweeds sugr bet/cane etc.	17466	145	28888	236

Import payments by countries /commodities Table-3.2 (Contd.)
(Four digit level HS code)

(First two digit section, second two digit chapter and last two digit indicate four digit level commodities)

(Amount in thousand)

HS Code - Countries/Commodities	2024 - 2025		2025 - 2026	
	Amount (BDT)	Amount (USD)	Amount (BDT)	Amount (USD)
021300 Lac; Gums, Resins and other vegetable saps and extracts	**20937**	**174**	**10873**	**89**
021302 Vegetable saps and extracts;	20937	174	10873	89
030000 Animal or vegetable fats and oils and their cleavage products; prepared edible fats; animal or vegetable waxes	**23092287**	**190461**	**14823775**	**121037**
031500 Animal or vegetable fats and oils and their cleavage products; prepared edible fats; animal or vegetable waxes	**23092287**	**190461**	**14823775**	**121037**
031507 Soya-bean oils & its fractons, not refined	23066912	190251	14798266	120829
031521 Vegetable waxes & beewaxes etc.,not refined	25375	210	25509	209
040000 Prepared foodstuffs; Beverages, Spirits and vineger; Tobacco and manufactured tobacco substitues	**123897878**	**1023372**	**127531580**	**1042464**
041600 Preparations of meat, of fish or of crustaceans, molluscs or other aquatic invertebrates	**17388**	**144**	**21781**	**178**
041601 Sausages of meat, meat offal or blood	3288	27		
041602 Other prepared meat/meat offal or blood	14100	117	21781	178
041700 Sugars and sugar confectionery	**102715184**	**848374**	**93008254**	**760469**
041701 Cane or beet sugar,in solid form	102715184	848374	93008254	760469
041800 Cocoa and cocoa preparations	**18621**	**155**	**2695**	**22**
041805 Cocoa powder,not add sugr/sweet	18621	155	2695	22
042100 Miscellaneous edible preparations	**14743**	**121**	**98069**	**803**
042101 Extracts,essences of coffee,tea etc.	3417	28	20285	166
042102 Yeast; baking powder	11325	93	77784	637
042200 Beverages, spirits and vinegar			**10**	**0**
042208 Undenaturd ethyl alcohol vol. 0%			10	0
042300 Residues and waste from the food industries; Prepared animal fodder	**21131943**	**174577**	**34388743**	**280894**
042302 Bran sharps and othere residues			73166	598
042303 Residues of strach manufacture			27664	225
042304 Oil-cake & other , soya-bean oil	20630396	170428	33738079	275576
042306 Oilcake ,not soya-bean / ground-nut oil	16398	135		
042309 Preparations of a kind used in animal feeding	485148	4013	549834	4495
042400 Tobacco and manufactured tobacco substitutes			**12027**	**98**
042401 Unmanufactured tobacco; tobacco refuse			12027	98
050000 Mineral Products	**501555**	**4150**	**455490**	**3725**
052500 Salt; sulphur; earths and stone; plastering materials, lime and cement	**501555**	**4150**	**455050**	**3722**
052507 Kaolin and other kaolinic clays, whether or not calcined			4724	38
052507 Kaolin and other kaolinic clays;	2016	17	0	0
052516 Granite, porphyry,basalt,sandstone etc.			489	4
052524 Asbestos	499539	4134	449837	3679
052700 Mineral fuels, mineral oilsand products of their distillation bituminous substances; mineral waxes			**440**	**4**
052703 Peat, not agglomerated			440	4
060000 Products of the Chemical or Allied Industries	**2315669**	**19120**	**2020814**	**16526**

Import payments by countries /commodities Table-3.2 (Contd.)
(Four digit level HS code)

(First two digit section, second two digit chapter and last two digit indicate four digit level commodities)

(Amount in thousand)

HS Code - Countries/Commodities	2024 - 2025		2025 - 2026	
	Amount (BDT)	Amount (USD)	Amount (BDT)	Amount (USD)
062800 Inorganic chemicals; organic or inorganic compounds of precious metals, of rare-earth metals, of radioactive elements or of isotopes	**12587**	**103**	**8000**	**65**
062811 Other inorganic acids, other inorganic oxygen			3665	30
062818 Artificial corundum, aluminium oxide/hydroxide	893	7		
062820 Manganese oxides	9435	77		
062833 Sulphate alums, peroxosulphate	2260	18	1393	11
062844 Radioactive chemical elements/isotops			2942	24
062900 Organic chemicals	**358242**	**2940**	**44281**	**362**
062905 Acyclic alcohol/halogn sulpho,etc			1284	11
062914 Ketone & quinon etc.	2606	22	956	8
062921 Amine function compounds			648	5
062922 Oxygen-function amino-compound	9534	78	5782	47
062923 Qaternary ammonium salts etc.	7078	58	2191	18
062924 Carboxyamide amide- func. Comp.	1552	13	777	6
062925 Carboxyimide imine-func. Comp.			329	3
062930 Organo-sulphur compounds	308648	2530	22063	180
062933 Heterocyclic comp w/nitrogen	431	4		
062939 Alkaloids, natural or reproduced by synthesis and their salts, ethers, esters and other derivatives	28393	235	10252	84
063000 Pharmaceutical products	**1865155**	**15417**	**1847927**	**15112**
063002 Humn & animal blood	49	0		
063004 Medicament consist. mixed/unmixed,for therapeutic use	1822905	15068	1828531	14953
063006 Pharmaceutical goods	42200	349	19396	159
063200 Tanning or dyeing extracts; Tannins and their derivatives; Dyes, pigments and other colouring matter; Paints and varnishes; Putty and other mastics; Inks	**34506**	**286**	**28371**	**232**
063201 Tanning extract of vegetable origin;	13533	112	14233	116
063202 Synthetic organic/ inorganic tanning subs.	2021	17	13844	113
063204 Synthetic organic colouring matter	13167	110	294	2
063208 Paints and varnishes;	5786	47		
063300 Essential oils & resinoids; Perfum, cosmetic or toilet preperations	**4954**	**41**	**1858**	**15**
063301 Essential oils	4954	41	1858	15
063400 Soap, organic surf-active agents, lubricating etc.	**796**	**7**	**1062**	**9**
063402 Organic surfac-active agents			1060	9
063403 Lubricat preparations etc.	796	7		
063404 Artificial wax & prepared wax			2	0
063500 Albuminoidal substances; modified starches, glues, enzymes	**1414**	**12**	**21527**	**176**
063503 Gelatin & derivatives , isinglass, glues	432	4	18403	150
063505 Dextrins & other modified starches	982	8	3123	26
063800 Miscellaneous chemical products	**38014**	**314**	**67789**	**554**
063805 Gum, wood/sulphate turpentine etc.			550	4
063806 Rosin & resin acid;and derivatives etc.			6236	51

Import payments by countries /commodities Table-3.2 (Contd.)
(Four digit level HS code)

(First two digit section, second two digit chapter and last two digit indicate four digit level commodities)

(Amount in thousand)

HS Code - Countries/Commodities	2024 - 2025		2025 - 2026	
	Amount (BDT)	Amount (USD)	Amount (BDT)	Amount (USD)
063808 Insecticides, rodenticides etc.	18541	153	20488	168
063809 Finishing agents,dye carriers etc.	3566	30	21310	174
063811 Anti-knock prep, oxidation inhibitors etc.	11630	96	7437	61
063821 Prepared culture media	4	0		
063822 Diagnostic or laboratory reagents	579	5	8365	68
063824 Prepared binders for foundry moulds;	3694	31	3402	28
070000 Plastics & Rubber Articles Thereof	**174284**	**1449**	**94331**	**772**
073900 Plastics and articles thereof	**170658**	**1419**	**90866**	**743**
073901 Polymers of ethylene, in primary forms	170510	1418	90026	736
073906 Acrylic polymers in primry forms			749	6
073917 Tube, pipe & hoses etc of plastics			45	0
073926 Other plastics & articles	148	1	46	0
074000 Rubber and articles thereof	**3626**	**30**	**3465**	**28**
074009 Tubes pipes & hoses etc.	25	0		
074010 Conveyor/transmisions belts of rub	88	1		
074011 New pneumatic tyres, of rubber	2496	21	3323	27
074016 Other articles of vulcanised rubber	1017	8	142	1
080000 Raw Hides and Skins, Leather and Articles Thereof; Saddlery and Harness; Travel Goods, Handbags nad Similar Containers; Articles of Animal Gut	**1011663**	**8360**	**753399**	**6166**
084100 Raw hides and skins and leather	**1011663**	**8360**	**753399**	**6166**
084102 Raw skins sheep/lambs			14	0
084104 Tanned or crust hides & skins of bovine	973115	8039	750796	6145
084107 Leather further prepared aft tann,of bovine	38549	321	2589	21
090000 Wood and Articles of Wood; Wood Charcoal; Cork and Articles of Cork; Manufactures of Straw, of Esparto or Other Plaiting Materials; Basketware & Wickerwork	**4034**	**33**		
094400 Wood and articles of wood; wood charcoal	**4034**	**33**		
094407 Wood sawn/chipped lengthwise sliced etc.	4034	33		
100000 Pulp of wood or of other fibrous cellulosic material; recovered (waste and scrap) paper or paperboard; paper and paperboard and articles thereof	**1220788**	**10034**	**1757899**	**14392**
104700 Pulp of wood or of other fibrous cellulosic meterial; Recovered (Waste and scrap) paper or paperboard	**816279**	**6686**	**1444543**	**11833**
104703 Chemical wood pulp, soda/sulphate	816279	6686	1444543	11833
104800 Paper and paperboard; articles of paper pulp, of paper or of paperboard	**404509**	**3348**	**313356**	**2558**
104804 Uncoated craft paper & paperboard	35378	294	161317	1316
104805 Other uncoated paper/paprboard	114596	952	9503	78
104810 Paper and paperboard,coated	110	1	356	3
104813 Cigarette paper not cut to size	254407	2100	140191	1145
104821 Paper/board labels of all kind			1988	16
104823 Other paper/board cellulose wadding etc.	17	0		
110000 Textiles & Textile Articles	**86812987**	**716242**	**114582224**	**936286**
115200 Cotton	**86207522**	**711250**	**113950664**	**931119**
115201 Cotton not carded or combed	86086868	710255	113799700	929885

Import payments by countries /commodities Table-3.2 (Contd.)
(Four digit level HS code)

(First two digit section, second two digit chapter and last two digit indicate four digit level commodities)

(Amount in thousand)

HS Code - Countries/Commodities	2024 - 2025		2025 - 2026	
	Amount (BDT)	Amount (USD)	Amount (BDT)	Amount (USD)
115209 Woven fabrics of cotton ,>= weg 85%+ , > 200g/m.sq.	115752	954	150965	1234
115211 Woven fabrics of cotton ,> weg 85%+ , > 200g/m.sq.	4902	41		
115300 Other vegetable textile fibres; paper yarn etc.	**14476**	**119**	**49045**	**401**
115305 Coconut, abaca,& other veg tex fibres	14476	119	49045	401
115400 Man-made filaments	**397316**	**3272**	**481097**	**3934**
115402 Synthetic filament yarn	397316	3272	481097	3934
115500 Man-made staple fibres	**193673**	**1600**	**101418**	**831**
115502 Artificial filament tow	193673	1600	44172	362
115503 Synthetic stable fibres, not carded, combed			57246	469
120000 Footwear,Hradgear, Umbrellas, Sun Umbrellas, Walking Sticks, Seat-Sticks, Whips, Riding-Crops and Parts Thereof Etc			**3007**	**25**
126400 Footwear, gaiters and the like; parts of such articles			**3007**	**25**
126402 Other footwear, outer soles & uppers rubber			1918	16
126406 Parts of footwear			1089	9
130000 Articles of Stone, Plaster, Cement, Asbestos, Mica or Similar Materials; Ceramic Products; Glass and Glassware	**6941**	**57**		
136800 Articles of stone, plaster, asbestos, mica etc.	**6941**	**57**		
136805 Natural/art abrasive powder/grain	6854	57		
136815 Articles of stone/other mineral lsubs	87	1		
150000 Base Metals & Articles of Base Metal	**6482455**	**53879**	**5382485**	**44013**
157200 Iron and Steel	**6449745**	**53607**	**5274506**	**43133**
157204 Ferrous waste & scrap	6449745	53607	5274506	43133
157300 Articles of Iron and Steel	**1237**	**10**	**4101**	**34**
157304 Tubes, pipes etc. other than cast iron			153	1
157305 Other tubes, pipes, having circular cross-sections	51	0		
157307 Tubes/ pipes fittings of iron / steel	77	1		
157317 Nails,tacks,drawing pins etc.			3	0
157318 Screws,bolts,nuts, etc.	701	6	320	3
157319 Sewing/knitting needles, etc.	102	1		
157320 Springs &leaves for springs	264	2		
157326 Other articles of iron or steel	43	0	3625	30
157400 Copper and Articles Thereof	**1**	**0**		
157411 Copper tubes and pipes	1	0		
157600 Aluminium and Articles Thereof			**103479**	**844**
157614 Stranded wire, cable of aluminium			400	3
157615 Table, kitchen articles etc. of aluminium			103079	840
157900 Zinc and articles thereof	**14990**	**123**		
157901 Unwrought zinc	14990	123		
158200 Tools, implements, cutlery, spoons and forks, of base metal; parts thereof of base metal	**1193**	**10**		
158208 Knives & cutting blades	459	4		
158211 Knives with cutting blades	698	6		

Import payments by countries /commodities Table-3.2 (Contd.)
(Four digit level HS code)

(First two digit section, second two digit chapter and last two digit indicate four digit level commodities)

(Amount in thousand)

HS Code - Countries/Commodities	2024 - 2025		2025 - 2026	
	Amount (BDT)	Amount (USD)	Amount (BDT)	Amount (USD)
158215 Spoons, forks, ladles, skimmers etc.	36	0		
158300 Miscellaneous articles of base metal	**15289**	**129**	**399**	**3**
158301 Padlocks & locks, of base metal	15162	128	114	1
158307 Flexible tubing of base metal	127	1	285	2
160000 Machinery and mechanical appliances; electrical equipment; parts thereof; soundrecorders and reproducers, television image and soundrecorders and reproducers; and parts and accessories of such articles	**291354**	**2434**	**265852**	**2179**
168400 Nuclear reactors, boilers, machinery and mechanical appliances; parts thereof	**266511**	**2229**	**250916**	**2056**
168409 Parts spark-ignition pistn engin	29525	243	48032	393
168412 Other engines and motors	172	1		
168413 Pumps for liquids	1677	14	572	5
168414 Air/vacum pumps, gas compressors & fans	8	0	1510	12
168419 Machinery, plant/ lab equipments etc.	35	0	82	1
168421 Centrifuges, filtering machinery rtc.	1520	12	218	2
168424 Mechanical appliances & the like			962	8
168424 Steam or sand blasting machines and similar projecting machines	17903	149	16408	134
168429 Self-propelled bulldozers, angle dozers etc.	134965	1142	138714	1139
168431 Parts suitable of machinery			203	2
168437 Machines cleaning, sorting/grading seed etc.	6406	54		
168438 Machinery n.i.e			15442	127
168439 Machinery making pulp/paper/board	12600	103	22046	180
168443 Printing machinery	1086	9		
168448 Auxiliary mach for extrd, drw mch etc.	29876	247	5131	42
168451 Machinery for washing, cleaning etc.	15532	127		
168453 Machinery, preparing, tanning etc.			684	6
168455 Metal rollng mills and rolls thereof	3007	25	159	1
168481 Taps, cocks, valves & similar etc.	6393	54	397	3
168482 Ball/ roller bearings	756	6	40	0
168483 Transmission shafts, crank, bearing etc.	359	3	91	1
168484 Gaskets & similar joints of metal sheeting etc.	4623	38	9	0
168487 Machinery parts,not cont. elect. connectors	69	1	214	2
168500 Electrical machinery and equipment and parts thereof; sound recorders and reproducers, television imageand sound recorders and reproducers and parts and accessories of such articles	**24843**	**205**	**14937**	**122**
168501 Electric motors and generator	5676	47	3923	32
168503 Parts electric motor,gen. Set	0	0	510	4
168504 Electric transformer, inductors etc.	2450	20		
168505 Electro-magnets;and articles			64	1
168507 Electric accumulator;	2211	18	1908	16
168511 Electrical ignition equipment, etc.	744	6		
168515 Electric laser/photon beam , etc.			87	1
168516 Electric storage water heater, etc.			1185	10

Import payments by countries /commodities Table-3.2 (Contd.)
(Four digit level HS code)

(First two digit section, second two digit chapter and last two digit indicate four digit level commodities)

(Amount in thousand)

HS Code - Countries/Commodities	2024 - 2025		2025 - 2026	
	Amount (BDT)	Amount (USD)	Amount (BDT)	Amount (USD)
168523 Discs, tapes, smart cards etc.	11151	92	6924	57
168533 Electrical resistors, not heating	81	1		
168536 Electrical apts for switching 1000 volts	51	0		
168538 Parts: of electrical switching,apts.	2435	20	330	3
168543 Electrical machines & apts. n.i.e.			6	0
168544 Insulatd wire, cable etc.	44	0		
170000 Vehicales, Aircraft, Vessels and Associated Transport Equipment	**284**	**2**	**54**	**0**
178700 Vehicles other than railway or tramway rollingstock, and parts and accessories thereof	**284**	**2**	**54**	**0**
178708 Parts,accessories, motor vehicles	284	2	54	0
180000 Optical, Photographic, Cinematographic, Measuring, Checking, Precision, Medical Orsurgical Instruments and Apparatus; Clocks and Watches; Musical Instruments; Parts and Accessories Thereof	**141999**	**1176**	**100133**	**819**
189000 Optical, photographic, cinematographic, measuring, checking, precision, medical orsurgical instruments and apparatus; parts and accessories thereof	**141999**	**1176**	**100133**	**819**
189017 Drawing, marking-out etc. inst.	92	1		
189018 Instruments in medical,surgical, etc.	11928	100	16269	133
189019 Mechano-therapy,etc,appliances	28908	241	69400	567
189021 Orthopaedic,appliances etc.			1236	10
189025 Hydrometers,thermometers etc.			749	6
189027 Instruments, physical, chemical analysis etc.			423	3
189031 Measuring/checking instrument	707	6	2290	19
189032 Automatic regulating instru	99878	825	4974	41
189033 Parts & accessories n.i.s	486	4	4792	39
200000 Miscellaneous Manufactured Articles	**526**	**4**	**55**	**0**
209400 Furniture; bedding, mattresses, mattress supports, cushions and similar stuffed furnishings; lamps and light fittings, not elsewhere specified or included; illuminated signs, illuminatednameplates and the like; prefabricated buildings	**285**	**2**	**55**	**0**
209402 Medical, surgical, dental furniture	285	2		
209403 Other furniture & parts			55	0
209600 Miscellaneous manufactured articles	**241**	**2**		
209618 Tailors dummies & others	241	2		
British Virgin Islands	**64**	**1**		
010000 Live Animals and Animal Products	**64**	**1**		
010500 Products of animal origin, not elsewhere specified orincluded	**64**	**1**		
010505 Skin & other parts of birds	64	1		
Brunei Darussalam	**3030846**	**25230**	**612155**	**4989**
050000 Mineral Products	**2970342**	**24737**	**483149**	**3936**
052700 Mineral fuels, mineral oilsand products of their distillation bituminous substances; mineral waxes	**2970342**	**24737**	**483149**	**3936**
052710 Petroleum oils, refined	2852602	23772		
052711 Petroleum gases & other gaseous hydrocarbons	117740	965	483149	3936

Import payments by countries /commodities Table-3.2 (Contd.)
(Four digit level HS code)

(First two digit section, second two digit chapter and last two digit indicate four digit level commodities)

(Amount in thousand)

HS Code - Countries/Commodities	2024 - 2025		2025 - 2026	
	Amount (BDT)	Amount (USD)	Amount (BDT)	Amount (USD)
060000 Products of the Chemical or Allied Industries			**66663**	**543**
062900 Organic chemicals			**66663**	**543**
062905 Acyclic alcohol/halogn sulpho,etc			66663	543
150000 Base Metals & Articles of Base Metal	**60504**	**493**	**62343**	**511**
157200 Iron and Steel	**60504**	**493**	**62343**	**511**
157204 Ferrous waste & scrap	60504	493	62343	511
Bulgaria	**8547978**	**70214**	**4908250**	**40155**
010000 Live Animals and Animal Products	**2369**	**19**		
010300 Fish and crustaceans, molluscs and other aquatic invertebrates	**2369**	**19**		
010305 Fish,dried,salted or in brine	2369	19		
020000 Vegetable Products	**6323285**	**51725**	**3157918**	**25853**
021000 Cereals	**6272210**	**51306**	**3102772**	**25401**
021001 Wheat and meslin	6272210	51306	3102772	25401
021200 Oil seeds and oleaginous fruits; miscellaneous grains; seeds and fruit; industrial or medicinal plants; straw and fodder	**51075**	**419**	**55147**	**452**
021206 Sunflower seeds,whether or not broken	7929	65	4751	39
021207 Other oil seed & oleagious fruits	43146	354	50396	413
030000 Animal or vegetable fats and oils and their cleavage products; prepared edible fats; animal or vegetable waxes			**2264**	**19**
031500 Animal or vegetable fats and oils and their cleavage products; prepared edible fats; animal or vegetable waxes			**2264**	**19**
031512 Sunflower,safflower/cotton seed oil, not refined			2264	19
040000 Prepared foodstuffs; Beverages, Spirits and vineger; Tobacco and manufactured tobacco substitues	**128992**	**1063**	**36793**	**300**
042300 Residues and waste from the food industries; Prepared animal fodder	**7540**	**62**	**36793**	**300**
042309 Preparations of a kind used in animal feeding	7540	62	36793	300
042400 Tobacco and manufactured tobacco substitutes	**121453**	**1001**		
042401 Unmanufactured tobacco; tobacco refuse	121453	1001		
050000 Mineral Products	**1163**	**9**		
052500 Salt; sulphur; earths and stone; plastering materials, lime and cement	**1163**	**9**		
052507 Kaolin and other kaolinic clays;	1163	9		
060000 Products of the Chemical or Allied Industries	**1263618**	**10462**	**1183875**	**9675**
062800 Inorganic chemicals; organic or inorganic compounds of precious metals, of rare-earth metals, of radioactive elements or of isotopes	**1017376**	**8428**	**994530**	**8126**
062836 Carbonates; peroxocarbonates	1017376	8428	994530	8126
062900 Organic chemicals	**118305**	**976**	**78168**	**639**
062903 Halogenated derivative of hydrocarbons			63	1
062930 Organo-sulphur compounds	4074	33		
062941 Antibiotics	83195	685	78105	639
062942 Other organic compounds	31036	257		
063000 Pharmaceutical products	**188**	**2**		

Import payments by countries /commodities Table-3.2 (Contd.)
(Four digit level HS code)

(First two digit section, second two digit chapter and last two digit indicate four digit level commodities)

(Amount in thousand)

HS Code - Countries/Commodities	2024 - 2025		2025 - 2026	
	Amount (BDT)	Amount (USD)	Amount (BDT)	Amount (USD)
063004 Medicament consist. mixed/unmixed,for therapeutic use	188	2		
063300 Essential oils & resinoids; Perfum, cosmetic or toilet preperations	**586**	**5**	**344**	**3**
063301 Essential oils	586	5	317	3
063304 Beauty/make-up/skin preparatin			27	0
063500 Albuminoidal substances; modified starches, glues, enzymes	**112152**	**928**	**104491**	**855**
063506 Prepared glues & other prep. adhesives			457	4
063507 Enzymes; prepared enzymes n.e.s	112152	928	104035	851
063800 Miscellaneous chemical products	**15012**	**124**	**6341**	**52**
063808 Insecticides, rodenticides etc.			4672	38
063809 Finishing agents,dye carriers etc.	12017	99		
063821 Prepared culture media	10	0		
063822 Diagnostic or laboratory reagents	2986	25	1668	14
070000 Plastics & Rubber Articles Thereof	**817**	**7**	**82**	**1**
073900 Plastics and articles thereof	**700**	**6**	**2**	**0**
073908 Polyamides in primary forms	2	0		
073917 Tube, pipe & hoses etc of plastics	11	0		
073919 Self-adhesive, plates, sheets etc of plastics	23	0		
073921 Other Plates, sheets etc. of plastics	236	2		
073926 Other plastics & articles	428	4	2	0
074000 Rubber and articles thereof	**117**	**1**	**80**	**1**
074010 Conveyor/transmisions belts of rub	95	1		
074016 Other articles of vulcanised rubber	22	0	80	1
100000 Pulp of wood or of other fibrous cellulosic material; recovered (waste and scrap) paper or paperboard; paper and paperboard and articles thereof	**1800**	**15**		
104800 Paper and paperboard; articles of paper pulp, of paper or of paperboard	**1800**	**15**		
104819 Cartons, boxes, cases, bags of paper	1800	15		
110000 Textiles & Textile Articles	**141148**	**1169**	**128088**	**1045**
115100 Wool, fine or coarse animal hair; woven fabric	**15379**	**128**	**451**	**4**
115107 Yarn of combed wool not retail sale	15379	128	451	4
115200 Cotton	**24644**	**209**		
115201 Cotton not carded or combed	16537	140		
115208 Woven fabrics of cotton ,>= weg 85%+ , 200g/m.sq.	8107	68		
115400 Man-made filaments			**2392**	**20**
115407 Woven fabrics of synthetic filament yrn			2392	20
115500 Man-made staple fibres	**100983**	**831**	**125245**	**1022**
115509 Yarn synthetic staple fibres	83323	686	112334	916
115515 Other woven fab Synthetic stap fibres	17659	145	12911	105
116000 Knitted or crocheted fabrics	**143**	**1**		
116004 Knitted or crochetd fabrics, exd.30 cm	143	1		
130000 Articles of Stone, Plaster, Cement, Asbestos, Mica or Similar Materials; Ceramic Products; Glass and Glassware	**237**	**2**	**92**	**1**

Import payments by countries /commodities Table-3.2 (Contd.)
(Four digit level HS code)

(First two digit section, second two digit chapter and last two digit indicate four digit level commodities)

(Amount in thousand)

HS Code - Countries/Commodities	2024 - 2025		2025 - 2026	
	Amount (BDT)	Amount (USD)	Amount (BDT)	Amount (USD)
137000 Glass and glassware	**237**	**2**	**92**	**1**
137013 Glassware of table, kitchn, toilt etc.	237	2	92	1
150000 Base Metals & Articles of Base Metal	**598626**	**5032**	**147640**	**1206**
157300 Articles of Iron and Steel	**1579**	**13**	**84**	**1**
157307 Tubes/ pipes fittings of iron / steel	187	2		
157318 Screws,bolts,nuts, etc.	72	1		
157326 Other articles of iron or steel	1320	11	84	1
157400 Copper and Articles Thereof	**563630**	**4745**	**55954**	**459**
157403 Reifned ,coper alloys.	563630	4745	55954	459
157800 Lead and articles thereof	**33358**	**273**	**91551**	**746**
157801 Unwrought lead	33358	273	91551	746
158200 Tools, implements, cutlery, spoons and forks, of base metal; parts thereof of base metal	**60**	**0**	**52**	**0**
158207 Interchangeable tools, for hand tools			52	0
158208 Knives & cutting blades	60	0		
160000 Machinery and mechanical appliances; electrical equipment; parts thereof; soundrecorders and reproducers, television image and soundrecorders and reproducers; and parts and accessories of such articles	**74975**	**621**	**195379**	**1597**
168400 Nuclear reactors, boilers, machinery and mechanical appliances; parts thereof	**6595**	**54**	**129265**	**1057**
168409 Parts spark-ignition pistn engin	445	4	34	0
168412 Other engines and motors	178	1	251	2
168413 Pumps for liquids	93	1		
168414 Air/vacum pumps, gas compressors & fans			3238	26
168418 Refrigerators,freezers & othr	186	2		
168421 Centrifuges, filtering machinery rtc.	572	5	10	0
168422 Dish washing machines, etc.	878	7	268	2
168441 Other machinery making pulp/paper/board			206	2
168442 Machinery,apparatus,& equpment	826	7	977	8
168443 Printing machinery			1710	14
168448 Auxiliary mach for extrd, drw mch etc.	69	1	23	0
168451 Machinery for washing, cleaning etc.			925	8
168459 Machine-tools drilling, boring etc.	217	2		
168471 Automatic data processing machines etc.	476	4		
168473 Parts & accessories of office machineries	4	0		
168477 Machinery for working rubber/plastics			992	8
168478 Machinery preparng/making up tobaco			880	7
168481 Taps, cocks, valves & similar etc.	606	5	901	7
168482 Ball/ roller bearings	330	3	2167	18
168483 Transmission shafts, crank, bearing etc.			116385	951
168487 Machinery parts,not cont. elect. connectors	1716	14	297	2
168500 Electrical machinery and equipment and parts thereof; sound recorders and reproducers, television imageand sound recorders and reproducers and parts and accessories of such articles	**68380**	**567**	**66114**	**541**
168501 Electric motors and generator	416	3	505	4

Import payments by countries /commodities Table-3.2 (Contd.)
(Four digit level HS code)

(First two digit section, second two digit chapter and last two digit indicate four digit level commodities)

(Amount in thousand)

HS Code - Countries/Commodities	2024 - 2025		2025 - 2026	
	Amount (BDT)	Amount (USD)	Amount (BDT)	Amount (USD)
168503 Parts electric motor,gen. Set	1097	9		
168504 Electric transformer, inductors etc.	4026	33	9264	76
168505 Electro-magnets;and articles	9	0	284	2
168511 Electrical ignition equipment, etc.	280	2	729	6
168514 Industrial/lab electric furnaces, ovens, etc.	2855	24	4107	34
168516 Electric storage water heater, etc.	2077	17	2787	23
168523 Discs, tapes, smart cards etc.			4026	33
168528 Monitors and projectors,not incorporating television reception apparatus;reception apparatus for television,whether or not incorporating radio broadcast receivers or sound or videorecording or reproducing apparatus	73	1		
168531 Electrical sound/visual sig apts	4508	37	59	0
168534 Printed circuits	101	1		
168535 Electrical apts for switching > 1000 volts	3548	30	9346	76
168536 Electrical apparatus for switching or protecting electrical circuits,or for making connections to or in electrical circuits for a voltage notexceeding 1,000 volts; connectors for optical fibres,optical fibres,optical fibre bundles or cables	29	0		
168536 Electrical apts for switching 1000 volts	47989	398	31397	257
168537 Boards, panels, consols, etc.	608	5	1658	14
168538 Parts: of electrical switching,apts.	574	5	190	2
168539 Electric filament/discharge lamps			1165	9
168542 Electronic, integrated circuits	44	0	196	2
168543 Electrical machines & apts. n.i.e.			39	0
168544 Insulatd wire, cable etc.	145	1	229	2
168547 Insulating fitting for electrical machines			131	1
170000 Vehicales, Aircraft, Vessels and Associated Transport Equipment			**32**	**0**
178700 Vehicles other than railway or tramway rollingstock, and parts and accessories thereof			**32**	**0**
178708 Parts,accessories, motor vehicles			32	0
180000 Optical, Photographic, Cinematographic, Measuring, Checking, Precision, Medical Orsurgical Instruments and Apparatus; Clocks and Watches; Musical Instruments; Parts and Accessories Thereof	**10921**	**90**	**56087**	**459**
189000 Optical, photographic, cinematographic, measuring, checking, precision, medical orsurgical instruments and apparatus; parts and accessories thereof	**10921**	**90**	**56087**	**459**
189018 Instruments in medical,surgical, etc.	5351	44	21506	176
189019 Mechano-therapy,etc,appliances	2698	22	31361	257
189021 Orthopaedic,appliances etc.	281	2		
189024 Machines, hardness,strength test etc.	53	0		
189025 Hydrometers,thermometers etc.	1675	14	91	1
189026 Instruments, checking flow,level etc.	172	1	102	1
189027 Instruments, physical, chemical analysis etc.	350	3	431	4
189029 Revolution counters,taximeters etc.			180	1
189030 Oscilloscopes, spectrum analysers etc.,			120	1
189031 Measuring/checking instrument	340	3	1229	10

Import payments by countries /commodities Table-3.2 (Contd.)
(Four digit level HS code)

(First two digit section, second two digit chapter and last two digit indicate four digit level commodities)

(Amount in thousand)

HS Code - Countries/Commodities	2024 - 2025		2025 - 2026	
	Amount (BDT)	Amount (USD)	Amount (BDT)	Amount (USD)
189033 Parts & accessories n.i.s			1066	9
200000 Miscellaneous Manufactured Articles	**27**	**0**		
209400 Furniture; bedding, mattresses, mattress supports, cushions and similar stuffed furnishings; lamps and light fittings, not elsewhere specified or included; illuminated signs, illuminatednameplates and the like; prefabricated buildings	**20**	**0**		
209402 Medical, surgical, dental furniture	20	0		
209600 Miscellaneous manufactured articles	**6**	**0**		
209620 Monopods, bipods, tripods and similar articles	6	0		
Burkina Faso	**23618467**	**196135**	**16963747**	**138830**
110000 Textiles & Textile Articles	**23618264**	**196134**	**16963747**	**138830**
115200 Cotton	**23618264**	**196134**	**16963747**	**138830**
115201 Cotton not carded or combed	23618264	196134	16963747	138830
120000 Footwear,Hradgear, Umbrellas, Sun Umbrellas, Walking Sticks, Seat-Sticks, Whips, Riding-Crops and Parts Thereof Etc	**203**	**2**		
126400 Footwear, gaiters and the like; parts of such articles	**203**	**2**		
126406 Parts of footwear	203	2		
Burundi	**449**	**4**		
020000 Vegetable Products	**449**	**4**		
020900 Coffee, tea, mate and spices	**449**	**4**		
020901 Cofee, not roastd or roasted	449	4		
Cambodia	**781644**	**6469**	**698430**	**5714**
040000 Prepared foodstuffs; Beverages, Spirits and vineger; Tobacco and manufactured tobacco substitues	**6174**	**52**		
041800 Cocoa and cocoa preparations	**6174**	**52**		
041805 Cocoa powder,not add sugr/sweet	6174	52		
060000 Products of the Chemical or Allied Industries	**1145**	**10**	**18036**	**147**
062900 Organic chemicals	**1145**	**10**	**18036**	**147**
062936 Provitamins & vitamins etc.			18036	147
062939 Vegetable alkaloids, & their salts;	1145	10		
070000 Plastics & Rubber Articles Thereof	**80915**	**667**	**38962**	**319**
073900 Plastics and articles thereof	**11107**	**92**	**35893**	**294**
073919 Self-adhesive, plates, sheets etc of plastics	3007	25		
073920 Other plates,sheets,etc of plastic, non-cellular	8100	67	1167	10
073926 Other plastics & articles			34726	284
074000 Rubber and articles thereof	**69808**	**575**	**3069**	**25**
074001 Natural rubber, balata etc.	65489	538		
074011 New pneumatic tyres, of rubber	4319	36	3069	25
080000 Raw Hides and Skins, Leather and Articles Thereof; Saddlery and Harness; Travel Goods, Handbags nad Similar Containers; Articles of Animal Gut	**3172**	**26**	**39662**	**325**
084100 Raw hides and skins and leather	**3172**	**26**	**39662**	**325**
084107 Leather further prepared aft tann,of bovine	3172	26	39662	325

Import payments by countries /commodities Table-3.2 (Contd.)
(Four digit level HS code)

(First two digit section, second two digit chapter and last two digit indicate four digit level commodities)

(Amount in thousand)

HS Code - Countries/Commodities	2024 - 2025		2025 - 2026	
	Amount (BDT)	Amount (USD)	Amount (BDT)	Amount (USD)
100000 Pulp of wood or of other fibrous cellulosic material; recovered (waste and scrap) paper or paperboard; paper and paperboard and articles thereof	**3892**	**32**	**854**	**7**
104900 Printed books, newspapers, pictures etc.	**3892**	**32**	**854**	**7**
104908 Transfers (decalcomanias)	3892	32	854	7
110000 Textiles & Textile Articles	**541839**	**4494**	**334471**	**2739**
115100 Wool, fine or coarse animal hair; woven fabric	**5242**	**43**		
115107 Yarn of combed wool not retail sale	5242	43		
115200 Cotton	**9611**	**79**	**22900**	**187**
115208 Woven fabrics of cotton ,>= weg 85%+ , 200g/m.sq.	9611	79	22744	186
115210 Woven fabrics of cotton ,> weg 85%+ , 200g/m.sq.			156	1
115300 Other vegetable textile fibres; paper yarn etc.	**8443**	**69**	**26989**	**221**
115309 Woven fabrics of flax	8443	69	26989	221
115600 Wadding, felt and nonwovens; special yarns etc.			**34**	**0**
115607 Twine, cordage, cbles etc.			34	0
115800 Special woven fabrics; tufted text. Fabrics; lace; tapestries; trimmings; embroidery	**2901**	**24**	**272**	**2**
115801 Woven pile & chenille fabrics	1275	10		
115807 Labeles, badges & similar articles text	1626	14	34	0
115810 Embroidery in the piece, in strips			238	2
115900 Impregnated, coated, covered textile fabrics etc.	**193**	**2**	**129**	**1**
115906 Rubberised text fabrics	193	2	129	1
116000 Knitted or crocheted fabrics	**513625**	**4263**	**284006**	**2326**
116001 Pile fabrics	139032	1157	205275	1682
116004 Knitted or crochetd fabrics, exd.30 cm	2365	19	21110	173
116006 Other knitted or crochet fabrics	372228	3087	57621	471
116100 Articles of apparel & cloth accessories, knitted/crocheted	**1543**	**13**		
116110 Jerseys, pullovers,cardigans etc.	1543	13		
116200 Articles of apparel & cloth accessories, not knitted/crocheted	**281**	**2**	**141**	**1**
116203 Men/boys suits, jakets etc	76	1		
116210 Garment, made up of fabrics			141	1
116215 Ties, bow ties and cravats	205	2		
120000 Footwear,Hradgear, Umbrellas, Sun Umbrellas, Walking Sticks, Seat-Sticks, Whips, Riding-Crops and Parts Thereof Etc	**41934**	**344**	**163762**	**1338**
126400 Footwear, gaiters and the like; parts of such articles	**41934**	**344**	**163762**	**1338**
126402 Other footwear, outer soles & uppers rubber	35	0		
126403 Footwear with soles of rubber, plastics etc.	4831	40		
126404 Footwear outer soles rubr/lathr etc			70	1
126406 Parts of footwear	37068	304	163692	1338
150000 Base Metals & Articles of Base Metal			**29999**	**244**
158100 Other base metals; cermets; articles thereof			**29999**	**244**

Import payments by countries /commodities Table-3.2 (Contd.)
(Four digit level HS code)

(First two digit section, second two digit chapter and last two digit indicate four digit level commodities)

(Amount in thousand)

HS Code - Countries/Commodities	2024 - 2025		2025 - 2026	
	Amount (BDT)	Amount (USD)	Amount (BDT)	Amount (USD)
158110 Antimony and articles;			29999	244
160000 Machinery and mechanical appliances; electrical equipment; parts thereof; soundrecorders and reproducers, television image and soundrecorders and reproducers; and parts and accessories of such articles	**386**	**3**	**10401**	**85**
168400 Nuclear reactors, boilers, machinery and mechanical appliances; parts thereof	**386**	**3**	**10401**	**85**
168418 Refrigerators,freezers & othr			1532	12
168422 Dish washing machines, etc.			8220	67
168443 Printing machinery	234	2		
168448 Auxiliary mach for extrd, drw mch etc.	152	1	575	5
168482 Ball/ roller bearings			75	1
170000 Vehicales, Aircraft, Vessels and Associated Transport Equipment	**92777**	**763**	**61900**	**506**
178700 Vehicles other than railway or tramway rollingstock, and parts and accessories thereof	**92777**	**763**	**61900**	**506**
178714 Parts,accessories, of motorcycle/bicycles	92777	763	61900	506
180000 Optical, Photographic, Cinematographic, Measuring, Checking, Precision, Medical Orsurgical Instruments and Apparatus; Clocks and Watches; Musical Instruments; Parts and Accessories Thereof	**134**	**1**	**221**	**2**
189000 Optical, photographic, cinematographic, measuring, checking, precision, medical orsurgical instruments and apparatus; parts and accessories thereof			**221**	**2**
189019 Mechano-therapy,etc,appliances			221	2
189100 Clocks and watches and parts thereof	**134**	**1**		
189113 Watch straps/bands & parts	134	1		
200000 Miscellaneous Manufactured Articles	**9277**	**78**	**162**	**1**
209600 Miscellaneous manufactured articles	**9277**	**78**	**162**	**1**
209606 Buttons, press/snap-fasteners, etc	5120	43		
209607 Slide fasteners and parts	4157	35	162	1
Cameroon	**33110281**	**274408**	**18040259**	**147718**
060000 Products of the Chemical or Allied Industries			**4788**	**39**
062900 Organic chemicals			**4788**	**39**
062936 Provitamins & vitamins etc.			4788	39
070000 Plastics & Rubber Articles Thereof			**35614**	**291**
073900 Plastics and articles thereof			**35614**	**291**
073904 Polymers of vinyl chloride etc. in primary			35147	287
073920 Other plates,sheets,etc of plastic, non-cellular			467	4
090000 Wood and Articles of Wood; Wood Charcoal; Cork and Articles of Cork; Manufactures of Straw, of Esparto or Other Plaiting Materials; Basketware & Wickerwork	**1546337**	**12773**	**1373271**	**11250**
094400 Wood and articles of wood; wood charcoal	**1546337**	**12773**	**1373271**	**11250**
094403 Wood in the rough	1520845	12563	1364100	11175
094407 Wood sawn/chipped lengthwise sliced etc.	25492	210	9171	75
110000 Textiles & Textile Articles	**31563944**	**261635**	**16614374**	**136038**
115200 Cotton	**31563944**	**261635**	**16613596**	**136031**
115201 Cotton not carded or combed	31563944	261635	16604431	135956

Import payments by countries /commodities Table-3.2 (Contd.)
(Four digit level HS code)

(First two digit section, second two digit chapter and last two digit indicate four digit level commodities)

(Amount in thousand)

HS Code - Countries/Commodities	2024 - 2025		2025 - 2026	
	Amount (BDT)	Amount (USD)	Amount (BDT)	Amount (USD)
115205 Cotton yarn , cont 85%+ weg cotton			9165	75
115600 Wadding, felt and nonwovens; special yarns etc.			**779**	**6**
115603 Nonwovens, coated,covered/laminated			779	6
150000 Base Metals & Articles of Base Metal			**12212**	**100**
157800 Lead and articles thereof			**12212**	**100**
157801 Unwrought lead			12212	100
Canada	**92631026**	**766541**	**118459397**	**968662**
010000 Live Animals and Animal Products	**481**	**4**	**1369**	**11**
010400 Dairy produce; bird's eggs; natural honey; Edible products of animal origin, not elsewhere specified or included.	**481**	**4**		
010402 Milk & cream, containing sugar	481	4		
010500 Products of animal origin, not elsewhere specified orincluded			**1369**	**11**
010511 Animal products, nes			1369	11
020000 Vegetable Products	**77129103**	**637743**	**98074319**	**801714**
020700 Edible vegetable and certain roots and tubers	**17882843**	**148572**	**17010907**	**139041**
020713 Dried leguminous vegt.,shelled	17882843	148572	17010907	139041
021000 Cereals	**36777843**	**304093**	**56434348**	**461488**
021001 Wheat and meslin	36701006	303454	56425745	461418
021005 Maize (corn)	66624	555		
021008 Buckwheat,millet & canary seeds	10213	84	8603	71
021200 Oil seeds and oleaginous fruits; miscellaneous grains; seeds and fruit; industrial or medicinal plants; straw and fodder	**22460208**	**185010**	**24617724**	**201092**
021201 Soya bean,whether/ not broken	12017028	99520		
021204 Linseed, whether or not broken			63289	520
021205 Rape or colza seed,whether or not broken	10426720	85355	24554436	200572
021207 Other oil seed & oleagious fruits	16460	135		
021300 Lac; Gums, Resins and other vegetable saps and extracts	**8209**	**68**	**11339**	**93**
021302 Vegetable saps and extracts;	8209	68	11339	93
030000 Animal or vegetable fats and oils and their cleavage products; prepared edible fats; animal or vegetable waxes	**6571**	**55**	**8014**	**66**
031500 Animal or vegetable fats and oils and their cleavage products; prepared edible fats; animal or vegetable waxes	**6571**	**55**	**8014**	**66**
031504 Fats and oils & their fractions	6571	55	6317	52
031509 Olive oils & its fractons, not refined			552	5
031514 Rape,colza/mustard oil, not refined			1145	9
040000 Prepared foodstuffs; Beverages, Spirits and vineger; Tobacco and manufactured tobacco substitues	**58063**	**484**	**31192**	**255**
041700 Sugars and sugar confectionery	**738**	**6**	**12345**	**101**
041702 Other sugar incl. lactos glucos	738	6	12345	101
041800 Cocoa and cocoa preparations	**136**	**1**		
041806 Chocolate/food prep. Contain. Cocoa	136	1		
041900 Preparations of cereals, flour, starch or milk; pastry cooks' products	**2383**	**20**	**1850**	**15**

Import payments by countries /commodities Table-3.2 (Contd.)
(Four digit level HS code)

(First two digit section, second two digit chapter and last two digit indicate four digit level commodities)

(Amount in thousand)

HS Code - Countries/Commodities	2024 - 2025		2025 - 2026	
	Amount (BDT)	Amount (USD)	Amount (BDT)	Amount (USD)
041901 Malt extract;	321	3		
041904 Prepared foods obtained,cereal products,	2062	17	1113	9
041905 Bread,pastry,cakes,biscuits etc.			737	6
042000 Preparations of vegetables, fruit, nuts or other parts of plants	**71**	**1**		
042009 Frut & vegetable juices	71	1		
042100 Miscellaneous edible preparations	**4382**	**36**	**3294**	**27**
042101 Extracts,essences of coffee,tea etc.	456	4		
042103 Sauces and preparations thereof	3926	32	2529	21
042106 Food preparations n.e.s			765	6
042200 Beverages, spirits and vinegar	**68**	**1**	**141**	**1**
042201 Mineral & aerated waters,not add. Sug.	68	1		
042208 Undenaturd ethyl alcohol vol. 0%			141	1
042300 Residues and waste from the food industries; Prepared animal fodder	**50286**	**420**	**13563**	**111**
042302 Bran sharps and othere residues	6066	51		
042303 Residues of strach manufacture	37774	316		
042309 Preparations of a kind used in animal feeding	6446	53	13563	111
050000 Mineral Products	**2519**	**21**	**405**	**3**
052500 Salt; sulphur; earths and stone; plastering materials, lime and cement			**365**	**3**
052523 Portland cement			365	3
052700 Mineral fuels, mineral oilsand products of their distillation bituminous substances; mineral waxes	**2519**	**21**	**40**	**0**
052710 Petroleum oils and oils obtained from bituminous minerals,other than crude; preparations not elsewherespecified or included,containing by weight 70% or more of petroleum oils or of oils obtained from bituminous minerals,these oils being the basic constituents of the preparation;waste oils	2519	21	10	0
052710 Petroleum oils, refined			30	0
060000 Products of the Chemical or Allied Industries	**10245569**	**85235**	**17034480**	**139540**
062800 Inorganic chemicals; organic or inorganic compounds of precious metals, of rare-earth metals, of radioactive elements or of isotopes	**4967**	**41**	**352**	**3**
062823 Titanium oxides	4949	41		
062831 Dithionites and sulphoxylates	17	0		
062833 Sulphate alums, peroxosulphate			352	3
062900 Organic chemicals	**20750**	**172**	**61165**	**500**
062905 Acyclic alcohol/halogn sulpho,etc			34	0
062915 Saturated acyclice,monocarboxilic acid etc.	19379	160	38663	316
062922 Oxygen-function amino-compound			4403	36
062923 Qaternary ammonium salts etc.	1093	9	1503	12
062930 Organo-sulphur compounds	278	2		
062933 Heterocyclic comp w/nitrogen			2813	23
062934 Nucleic acids & their salts;			2520	21
062940 Sugars , oter than sucrose etc.			9501	78
062942 Other organic compounds			1727	14

Import payments by countries /commodities Table-3.2 (Contd.)
(Four digit level HS code)

(First two digit section, second two digit chapter and last two digit indicate four digit level commodities)

(Amount in thousand)

HS Code - Countries/Commodities	2024 - 2025		2025 - 2026	
	Amount (BDT)	Amount (USD)	Amount (BDT)	Amount (USD)
063000 Pharmaceutical products	**11703**	**97**	**45627**	**373**
063002 Humn & animal blood	6837	57	37982	310
063003 Medicament consist. two or more mixed,for therapeutic use	214	2		
063004 Medicament consist. mixed/unmixed,for therapeutic use	4653	38	7645	62
063100 Fertilisers	**9967351**	**82926**	**16747229**	**137192**
063104 Mineralor chemical fertilzers, potassic	9967351	82926	16747229	137192
063200 Tanning or dyeing extracts; Tannins and their derivatives; Dyes, pigments and other colouring matter; Paints and varnishes; Putty and other mastics; Inks	**30559**	**254**	**2549**	**21**
063203 Colorng mater veg/ animl orign			14	0
063204 Synthetic organic colouring matter	14402	120		
063210 Other paint and varnishes use for finishing leather			1504	12
063212 Pigments dispersed in non-aqueous	438	4	1032	8
063215 Printing ink, writing draw/other ink	15719	131		
063400 Soap, organic surf-active agents, lubricating etc.	**12817**	**105**	**6241**	**51**
063402 Organic surfac-active agents	9074	74	4226	35
063403 Lubricat preparations etc.	3743	31	2015	17
063500 Albuminoidal substances; modified starches, glues, enzymes	**47564**	**398**	**40423**	**330**
063506 Prepared glues & other prep. adhesives	6670	55		
063507 Enzymes; prepared enzymes n.e.s	40894	343	40423	330
063800 Miscellaneous chemical products	**149858**	**1242**	**130895**	**1070**
063808 Insecticides, rodenticides etc.	28628	236	51474	420
063811 Anti-knock prep, oxidation inhibitors etc.	2486	21	3011	25
063821 Prepared culture media	218	2	49	0
063822 Diagnostic or laboratory reagents	104123	864	75790	620
063824 Prepared binders for foundry moulds;	14402	120	571	5
070000 Plastics & Rubber Articles Thereof	**886137**	**7325**	**1011068**	**8261**
073900 Plastics and articles thereof	**882728**	**7297**	**1007932**	**8235**
073901 Polymers of ethylene, in primary forms	752841	6221	900819	7359
073910 Silicons in primary forms	14402	120		
073912 Cellulose & chemical dertives in primary	582	5		
073913 Natural polymers, in primary forms	15844	131	20591	168
073915 Waste,parings & scrap or plastic	73044	604	73432	600
073917 Tube, pipe & hoses etc of plastics	193	2		
073919 Self-adhesive, plates, sheets etc of plastics	200	2		
073920 Other plates,sheets,etc of plastic, non-cellular			5286	43
073923 Artilces for the conveyance	7194	60	16	0
073926 Other plastics & articles	18427	153	7787	64
074000 Rubber and articles thereof	**3409**	**28**	**3136**	**26**
074007 Vulcanised rubber thread & cord	876	7		
074009 Tubes pipes & hoses etc.	1365	11	1059	9
074011 New pneumatic tyres, of rubber			775	6

Import payments by countries /commodities Table-3.2 (Contd.)
(Four digit level HS code)

(First two digit section, second two digit chapter and last two digit indicate four digit level commodities)

(Amount in thousand)

HS Code - Countries/Commodities	2024 - 2025		2025 - 2026	
	Amount (BDT)	Amount (USD)	Amount (BDT)	Amount (USD)
074011 New pneumatic tyres,of rubber			881	7
074016 Other articles of vulcanised rubber	1167	10	421	3
080000 Raw Hides and Skins, Leather and Articles Thereof; Saddlery and Harness; Travel Goods, Handbags nad Similar Containers; Articles of Animal Gut	**5705**	**47**	**17375**	**142**
084200 Articles of leather; saddlery and harness, travel goods, handbags and similar containers; articles of animal gut	**5705**	**47**	**17375**	**142**
084203 Articles/ composition of leather	5230	43	17226	141
084205 Other articles/ composition of leather	475	4	149	1
090000 Wood and Articles of Wood; Wood Charcoal; Cork and Articles of Cork; Manufactures of Straw, of Esparto or Other Plaiting Materials; Basketware & Wickerwork	**19780**	**164**	**21388**	**175**
094400 Wood and articles of wood; wood charcoal	**19780**	**164**	**21388**	**175**
094403 Wood in the rough	1318	11		
094407 Wood sawn/chipped lengthwise sliced etc.	18462	153	19200	157
094408 Sheets for veneering			2189	18
100000 Pulp of wood or of other fibrous cellulosic material; recovered (waste and scrap) paper or paperboard; paper and paperboard and articles thereof	**339447**	**2810**	**378704**	**3098**
104700 Pulp of wood or of other fibrous cellulosic meterial; Recovered (Waste and scrap) paper or paperboard	**224542**	**1860**	**273975**	**2242**
104703 Chemical wood pulp, soda/sulphate	190600	1575	273975	2242
104705 Wood pulp,comb. of mech. &chem.	33943	286		
104800 Paper and paperboard; articles of paper pulp, of paper or of paperboard	**113912**	**941**	**104729**	**856**
104801 Newsprint, in rolls or sheets	76682	629	46729	382
104804 Uncoated craft paper & paperboard	32705	275	36667	299
104805 Other uncoated paper/paprboard			12462	102
104821 Paper/board labels of all kind	3792	31	7598	62
104823 Other paper/board cellulose wadding etc.	733	6	1273	10
104900 Printed books, newspapers, pictures etc.	**992**	**8**		
104908 Transfers (decalcomanias)	992	8		
110000 Textiles & Textile Articles	**132208**	**1093**	**120049**	**980**
115200 Cotton	**20263**	**169**		
115201 Cotton not carded or combed	20263	169		
115400 Man-made filaments			**13023**	**106**
115407 Woven fabrics of synthetic filament yrn			13023	106
115500 Man-made staple fibres	**89**	**1**	**2205**	**18**
115509 Yarn synthetic staple fibres			2205	18
115510 Yarn of artificial staple fibres	89	1		
115600 Wadding, felt and nonwovens; special yarns etc.			**156**	**1**
115602 Felt, coated,covered/laminated			127	1
115607 Twine, cordage, cbles etc.			29	0
115800 Special woven fabrics; tufted text. Fabrics; lace; tapestries; trimmings; embroidery	**54117**	**446**	**44890**	**367**

Import payments by countries /commodities Table-3.2 (Contd.)
(Four digit level HS code)

(First two digit section, second two digit chapter and last two digit indicate four digit level commodities)

(Amount in thousand)

HS Code - Countries/Commodities	2024 - 2025		2025 - 2026	
	Amount (BDT)	Amount (USD)	Amount (BDT)	Amount (USD)
115806 Narrow woven fabrics	1452	12		
115807 Labeles, badges & similar articles text	52665	434	43751	357
115810 Embroidery in the piece, in strips			1139	9
115900 Impregnated, coated, covered textile fabrics etc.	**22767**	**187**	**48244**	**394**
115902 Tyre cord fabrics	4556	38	4255	35
115906 Rubberised text fabrics	18212	150	40489	330
115911 Text products & artcles			3500	29
116000 Knitted or crocheted fabrics	**3028**	**25**	**4456**	**37**
116005 Wrap knit fabrics	3028	25	3395	28
116006 Other knitted or crochet fabrics			1060	9
116100 Articles of apparel & cloth accessories, knitted/crocheted	**31750**	**263**	**6202**	**51**
116117 Other made up clothing accessories	31750	263	6202	51
116200 Articles of apparel & cloth accessories, not knitted/crocheted	**171**	**1**	**803**	**7**
116217 Other made up cloth acesor & parts of garmt	171	1	803	7
116300 Other made up textile articles; sets; worn clothing and worn textile articles; rags	**23**	**0**	**70**	**1**
116305 Sacks & bags use for packing goods			70	1
116307 Other made up articles incl dress patterns	23	0		
120000 Footwear,Hradgear, Umbrellas, Sun Umbrellas, Walking Sticks, Seat-Sticks, Whips, Riding-Crops and Parts Thereof Etc	**61**	**1**		
126400 Footwear, gaiters and the like; parts of such articles	**61**	**1**		
126406 Parts of footwear	61	1		
130000 Articles of Stone, Plaster, Cement, Asbestos, Mica or Similar Materials; Ceramic Products; Glass and Glassware	**4668**	**39**	**1342**	**11**
136800 Articles of stone, plaster, asbestos, mica etc.	**2061**	**17**	**1342**	**11**
136805 Natural/art abrasive powder/grain	2061	17	1223	10
136806 Slag wool, rock wool etc.			119	1
136900 Ceramic products	**1918**	**16**		
136903 Other refractory ceramic goods	1918	16		
137000 Glass and glassware	**689**	**6**		
137018 Glass beads imitation pearls etc.	689	6		
150000 Base Metals & Articles of Base Metal	**1551704**	**12911**	**449635**	**3682**
157200 Iron and Steel	**1516760**	**12621**	**390995**	**3201**
157204 Ferrous waste & scrap	196953	1658	119015	973
157208 Flat-rolled prodt, >= width 600 mm, hot-rolled	77081	640	30397	248
157209 Flat-rolled prodt, >= width 600 mm, cold-rolled	128860	1065	8509	70
157210 Flat-rolled prodt, >= width 600 mm, clad,plated	954123	7934	177890	1458
157212 Flat-rolled prodt, width 600 mm, clad,plated	159743	1324	55183	452
157300 Articles of Iron and Steel	**25016**	**208**	**57624**	**472**
157304 Tubes, pipes etc. other than cast iron	14870	124		
157307 Tubes/ pipes fittings of iron / steel	518	4	54976	451

Import payments by countries /commodities Table-3.2 (Contd.)
(Four digit level HS code)

(First two digit section, second two digit chapter and last two digit indicate four digit level commodities)

(Amount in thousand)

HS Code - Countries/Commodities	2024 - 2025		2025 - 2026	
	Amount (BDT)	Amount (USD)	Amount (BDT)	Amount (USD)
157317 Nails,tacks,drawing pins etc.	4998	41	224	2
157318 Screws,bolts,nuts, etc.	781	7	1412	12
157320 Springs &leaves for springs	423	3		
157321 Stoves, ranges,cookers etc.			346	3
157326 Other articles of iron or steel	3427	29	666	5
158200 Tools, implements, cutlery, spoons and forks, of base metal; parts thereof of base metal	**664**	**5**		
158207 Interchangeable tools, for hand tools	392	3		
158211 Knives with cutting blades	273	2		
158300 Miscellaneous articles of base metal	**9264**	**77**	**1017**	**8**
158302 Base metal mountings,fittings & articles etc.	68	1	424	3
158308 Clasps, frames, hooks etc.	8147	67	593	5
158310 Sign-plates, name-plates, address-plate etc.	743	6		
158311 Wire, rods, tubes plates, of base metal	306	3		
160000 Machinery and mechanical appliances; electrical equipment; parts thereof; soundrecorders and reproducers, television image and soundrecorders and reproducers; and parts and accessories of such articles	**1635554**	**13468**	**946646**	**7749**
168400 Nuclear reactors, boilers, machinery and mechanical appliances; parts thereof	**265985**	**2192**	**484624**	**3963**
168404 Auxiliary plant for use with boilers			16725	136
168405 Producer gas/water gas generators	0	0		
168409 Parts spark-ignition pistn engin	9027	74	84821	696
168412 Other engines and motors	322	3	45606	373
168413 Pumps for liquids	34657	287	17000	139
168414 Air/vacum pumps, gas compressors & fans	18	0	1144	9
168416 Furnace burners for liquid fuel,etc.	1935	16	307	3
168417 Industrial/lab furmaces & oven etc.			146	1
168418 Refrigerators,freezers & othr			646	5
168419 Machinery, plant/ lab equipments etc.	1544	13	1234	10
168420 Calendering/other roling machines			227	2
168421 Centrifuges, filtering machinery rtc.	20547	169	2651	22
168424 Mechanical appliances & the like	6566	54	484	4
168425 Pulley tackle & hoists etc.	142	1		
168428 Other Lifting, handling, etc.machinery	4347	37		
168430 Other moving, grading, levelng etc. mach.	8258	68		
168431 Parts suitable of machinery	23647	197	85065	696
168432 Agricultural, horticultural machinery			2424	20
168436 Other agri, horti, poltry-kep machinery	21289	175	26333	215
168438 Machinery n.i.e	803	7		
168439 Machinery making pulp/paper/board	12669	106	16403	135
168442 Machinery,apparatus,& equpment	2018	17		
168443 Printing machinery	3048	25	5609	46
168451 Machinery for washing, cleaning etc.	11	0		
168455 Metal rollng mills and rolls thereof	207	2	2523	21

Import payments by countries /commodities Table-3.2 (Contd.)
(Four digit level HS code)

(First two digit section, second two digit chapter and last two digit indicate four digit level commodities)

(Amount in thousand)

HS Code - Countries/Commodities	2024 - 2025		2025 - 2026	
	Amount (BDT)	Amount (USD)	Amount (BDT)	Amount (USD)
168459 Machine-tools(including way-type unit head machines) for drilling, boring,milling,threading or tapping by removing metal,other than lathes (including turning centres)of heading 84.58			11158	92
168471 Automatic data processing machines etc.	539	4	761	6
168477 Machinery for working rubber/plastics	99178	813	118540	966
168479 Mechanical appl indivial func. n.i.e	29	0	31380	257
168480 Moulding boxes for metal foundry etc.	30	0		
168481 Taps, cocks, valves & similar etc.	6603	54	7356	60
168482 Ball/ roller bearings	1018	8	1061	9
168483 Transmission shafts, crank, bearing etc.	3111	26	382	3
168484 Gaskets & similar joints of metal sheeting etc.	1740	15	3484	29
168487 Machinery parts,not cont. elect. connectors	2682	22	1153	9
168500 Electrical machinery and equipment and parts thereof; sound recorders and reproducers, television imageand sound recorders and reproducers and parts and accessories of such articles	**1369569**	**11277**	**462022**	**3787**
168502 Electric generating sets, rotary converters	18589	152	61103	502
168504 Electric transformer, inductors etc.	1636	14	32271	264
168507 Electric accumulator;	10041	85		
168511 Electrical ignition equipment, etc.	26741	220	47	0
168514 Industrial/lab electric furnaces, ovens, etc.			5116	42
168516 Electric storage water heater, etc.			97	1
168517 Telephone sets , other apparatus etc.	259724	2162	305880	2507
168518 Microphones & stands therefor;	20	0	30	0
168523 Discs, tapes, smart cards etc.	565392	4644	12658	104
168524 Flat panel display module	4157	35		
168525 Transmission appart radio-tel, etc.	467012	3829	20418	167
168526 Radar apts,radio remote,etc apts	907	8		
168529 Parts,trans,reception etc.,apts	3589	29		
168531 Electrical sound/visual sig apts	7333	61	17898	146
168532 Electrical capacitors, fixed,variable etc.			1615	13
168536 Electrical apts for switching 1000 volts	836	7		
168537 Boards, panels, consols, etc.	1093	9	1328	11
168538 Parts: of electrical switching,apts.	1044	9	920	8
168541 Diodes, transistors, semi-conductor etc.	915	8		
168543 Electrical machines & apts. n.i.e.	13	0	2246	18
168544 Insulatd wire, cable etc.	528	4	396	3
170000 Vehicales, Aircraft, Vessels and Associated Transport Equipment	**446042**	**3748**	**50546**	**413**
178600 Railway or tramway locomotives, rollingstock and parts thereof; railway or tramway track fixtures and fittings and parts thereof; mechanical (including electromechanical) trafficsignalling equipment of all kinds	**1387**	**12**	**47880**	**391**
178607 Parts of railway or tramway locomotives	1387	12	47880	391
178700 Vehicles other than railway or tramway rollingstock, and parts and accessories thereof	**299271**	**2538**	**408**	**3**

Import payments by countries /commodities Table-3.2 (Contd.)
(Four digit level HS code)

(First two digit section, second two digit chapter and last two digit indicate four digit level commodities)

(Amount in thousand)

HS Code - Countries/Commodities	2024 - 2025		2025 - 2026	
	Amount (BDT)	Amount (USD)	Amount (BDT)	Amount (USD)
178708 Parts,accessories, motor vehicles	494	4	408	3
178710 Tank & other armoured vehi	298777	2534		
178800 Aircraft, spacecraft and parts thereof	**58634**	**490**	**2258**	**18**
178801 Balloons & dirigibles etc.	3367	28		
178802 Other aircraft, helicopters etc.	44132	368		
178806 Unmanned aircraft:	9419	80		
178807 Parts of goods heading 88.01, 88.02 or 88.06	1715	15	2258	18
178900 Ships, boats and floating structures	**86750**	**709**		
178908 Vessels & other,breaking up	86750	709		
180000 Optical, Photographic, Cinematographic, Measuring, Checking, Precision, Medical Orsurgical Instruments and Apparatus; Clocks and Watches; Musical Instruments; Parts and Accessories Thereof	**138287**	**1149**	**163939**	**1340**
189000 Optical, photographic, cinematographic, measuring, checking, precision, medical orsurgical instruments and apparatus; parts and accessories thereof	**138200**	**1149**	**163939**	**1340**
189011 Compound optical microscopes	430	4	1776	15
189014 Direction finding compasses	23522	193		
189015 Surveying, hydrographic etc.	1474	12	107527	879
189016 Balances of a sensitivity of 5cg	1598	13		
189018 Instruments in medical,surgical, etc.	12301	102	15191	124
189019 Mechano-therapy,etc,appliances	2764	23	1526	12
189022 Appratus based on x-ray,alpha, etc.	526	4		
189023 Instruments demonstrationl purposes	4734	40	955	8
189024 Machines, hardness,strength test etc.	1347	11	281	2
189025 Hydrometers,thermometers etc.	2089	17	307	3
189026 Instruments, checking flow,level etc.	22990	193	12443	102
189027 Instruments, physical, chemical analysis etc.	59928	499	10791	88
189028 Gas,liquid, electricty meters			784	6
189029 Revolution counters,taximeters etc.			292	2
189030 Oscilloscopes, spectrum analysers etc.,	2074	17		
189031 Measuring/checking instrument	1136	9	1947	16
189032 Automatic regulating instru	402	3	4438	36
189033 Parts & accessories n.i.s	884	7	5681	46
189200 Musical instruments; parts and accessories	**87**	**1**		
189209 Parts of musical instruments	87	1		
180000 Optical, photographic, clocks, musical instruments etc.	**9658**	**82**		
189000 Optical, photographic, etc.	**9658**	**82**		
189014 Direction finding compasses	9658	82		
190000 Arms and Ammunition; Parts and Accessories Thereof	**7462**	**62**	**142800**	**1171**
199300 Arms and ammunition; parts and accessories thereof	**7462**	**62**	**142800**	**1171**
199301 Military weapons			142800	1171
199305 Parts of military weapons, revolver,etc	7462	62		
200000 Miscellaneous Manufactured Articles	**12009**	**100**	**6125**	**50**

Import payments by countries /commodities Table-3.2 (Contd.)
(Four digit level HS code)

(First two digit section, second two digit chapter and last two digit indicate four digit level commodities)

(Amount in thousand)

HS Code - Countries/Commodities	2024 - 2025		2025 - 2026	
	Amount (BDT)	Amount (USD)	Amount (BDT)	Amount (USD)
209600 Miscellaneous manufactured articles	**12009**	**100**	**6125**	**50**
209603 Brooms, brushes, etc.	313	3	346	3
209606 Buttons, press/snap-fasteners, etc	11225	93	1753	14
209607 Slide fasteners and parts	203	2	4025	33
209608 Ball point pens & markers	269	2		
Cape Verde	**11312**	**94**		
150000 Base Metals & Articles of Base Metal	**11312**	**94**		
157200 Iron and Steel	**11312**	**94**		
157204 Ferrous waste & scrap	11312	94		
Central African Republic	**14864**	**124**		
090000 Wood and Articles of Wood; Wood Charcoal; Cork and Articles of Cork; Manufactures of Straw, of Esparto or Other Plaiting Materials; Basketware & Wickerwork	**14389**	**120**		
094400 Wood and articles of wood; wood charcoal	**14389**	**120**		
094403 Wood in the rough	14389	120		
100000 Pulp of wood or of other fibrous cellulosic material; recovered (waste and scrap) paper or paperboard; paper and paperboard and articles thereof	**37**	**0**		
104900 Printed books, newspapers, pictures etc.	**37**	**0**		
104908 Transfers (decalcomanias)	37	0		
160000 Machinery and mechanical appliances; electrical equipment; parts thereof; soundrecorders and reproducers, television image and soundrecorders and reproducers; and parts and accessories of such articles	**438**	**4**		
168400 Nuclear reactors, boilers, machinery and mechanical appliances; parts thereof	**250**	**2**		
168409 Parts spark-ignition pistn engin	73	1		
168480 Moulding boxes for metal foundry etc.	177	1		
168500 Electrical machinery and equipment and parts thereof; sound recorders and reproducers, television imageand sound recorders and reproducers and parts and accessories of such articles	**188**	**2**		
168536 Electrical apts for switching 1000 volts	188	2		
Chad	**6406677**	**53247**	**1594906**	**13084**
070000 Plastics & Rubber Articles Thereof	**740**	**6**	**274**	**2**
073900 Plastics and articles thereof	**740**	**6**	**274**	**2**
073924 Tableware, kitchenware, of plastics			180	1
073926 Other plastics & articles	740	6	94	1
110000 Textiles & Textile Articles	**6404610**	**53230**	**1592222**	**13062**
115200 Cotton	**6404610**	**53230**	**1591973**	**13060**
115201 Cotton not carded or combed	6404610	53230	1591934	13060
115206 Cotton yarn, less than 85% weg cotton			38	0
115400 Man-made filaments			**249**	**2**
115407 Woven fabrics of synthetic filament yrn			249	2

Import payments by countries /commodities Table-3.2 (Contd.)
(Four digit level HS code)

(First two digit section, second two digit chapter and last two digit indicate four digit level commodities)

(Amount in thousand)

HS Code - Countries/Commodities	2024 - 2025		2025 - 2026	
	Amount (BDT)	Amount (USD)	Amount (BDT)	Amount (USD)
160000 Machinery and mechanical appliances; electrical equipment; parts thereof; soundrecorders and reproducers, television image and soundrecorders and reproducers; and parts and accessories of such articles	**1327**	**11**	**2411**	**20**
168500 Electrical machinery and equipment and parts thereof; sound recorders and reproducers, television imageand sound recorders and reproducers and parts and accessories of such articles	**1327**	**11**	**2411**	**20**
168509 Eletro-mechanical domestic appliances			2137	18
168512 Electrical lighting/signaling equipment,etc	754	6		
168516 Electric storage water heater, etc.			274	2
168544 Insulatd wire, cable etc.	573	5		
Chile	**5269749**	**43665**	**4997770**	**40869**
010000 Live Animals and Animal Products	**11177**	**94**	**10510**	**86**
010300 Fish and crustaceans, molluscs and other aquatic invertebrates	**5752**	**48**	**10510**	**86**
010302 Fish,fresh or chilled excld. fish fillets			1700	14
010303 Fish frozen excld. fish fillet	5531	46	8810	72
010307 Molluscs,live chil /fzn /dry etc.	221	2		
010400 Dairy produce; bird's eggs; natural honey; Edible products of animal origin, not elsewhere specified or included.	**5425**	**46**		
010404 Whey, containing sugar /sweetening matter	5425	46		
020000 Vegetable Products	**171008**	**1412**	**311304**	**2551**
020800 Edible fruit nuts; peel of citrus fruit or melons	**1881**	**15**	**15028**	**123**
020805 Citrus fruits, fresh or dried	1881	15		
020808 Apples,pears & quinces, fresh			15028	123
021200 Oil seeds and oleaginous fruits; miscellaneous grains; seeds and fruit; industrial or medicinal plants; straw and fodder	**169127**	**1396**	**296276**	**2428**
021209 Seed,fruit & spores for sowing	169127	1396	296276	2428
030000 Animal or vegetable fats and oils and their cleavage products; prepared edible fats; animal or vegetable waxes	**767343**	**6347**	**1064981**	**8701**
031500 Animal or vegetable fats and oils and their cleavage products; prepared edible fats; animal or vegetable waxes	**767343**	**6347**	**1064981**	**8701**
031504 Fats and oils & their fractions	767343	6347	1064981	8701
040000 Prepared foodstuffs; Beverages, Spirits and vineger; Tobacco and manufactured tobacco substitues	**426237**	**3527**	**225559**	**1850**
041900 Preparations of cereals, flour, starch or milk; pastry cooks' products	**425452**	**3520**	**223521**	**1833**
041901 Malt extract;	425452	3520	223521	1833
042000 Preparations of vegetables, fruit, nuts or other parts of plants	**43**	**0**	**522**	**4**
042003 Mushroom & truffles			522	4
042005 Other Veg. prep/presrv., not frozen	10	0		
042008 Fruit & nuts etc.,	33	0		
042200 Beverages, spirits and vinegar	**742**	**6**	**1516**	**12**
042204 Wine of fresh grapes	742	6	1516	12
060000 Products of the Chemical or Allied Industries	**86888**	**720**	**57270**	**468**

Import payments by countries /commodities Table-3.2 (Contd.)
(Four digit level HS code)

(First two digit section, second two digit chapter and last two digit indicate four digit level commodities)

(Amount in thousand)

HS Code - Countries/Commodities	2024 - 2025		2025 - 2026	
	Amount (BDT)	Amount (USD)	Amount (BDT)	Amount (USD)
062800 Inorganic chemicals; organic or inorganic compounds of precious metals, of rare-earth metals, of radioactive elements or of isotopes	**82273**	**682**	**46869**	**383**
062801 Fluorine, chlorine bromine & iodine.	10252	87		
062810 Oxides of boron; boric acids	62651	517	42551	347
062811 Other inorganic acids, other inorganic oxygen			7	0
062825 Hydrazine/hydroxylamine & salt etc.	2670	22	4311	35
062833 Sulphate alums, peroxosulphate	6000	50		
062835 Phosphinates, phosphonates	700	6		
062900 Organic chemicals	**1819**	**15**	**7053**	**58**
062915 Saturated acyclice,monocarboxilic acid etc.			783	6
062918 Carboxylic acids	1579	13		
062921 Amine function compounds			887	7
062934 Nucleic acids & their salts;	240	2		
062941 Antibiotics			5383	44
063200 Tanning or dyeing extracts; Tannins and their derivatives; Dyes, pigments and other colouring matter; Paints and varnishes; Putty and other mastics; Inks			**3348**	**27**
063212 Pigments dispersed in non-aqueous			2903	24
063214 Glaziers putty,grafting putty etc.			445	4
063800 Miscellaneous chemical products	**2796**	**23**		
063809 Finishing agents,dye carriers etc.	96	1		
063822 Diagnostic or laboratory reagents	1	0		
063824 Prepared binders for foundry moulds;	2699	22		
070000 Plastics & Rubber Articles Thereof	**916**	**8**	**7238**	**59**
073900 Plastics and articles thereof	**685**	**6**	**7238**	**59**
073907 Polyacetals in primary forms			142	1
073919 Self-adhesive, plates, sheets etc of plastics	175	1	1360	11
073920 Other plates,sheets,etc of plastic, non-cellular			4876	40
073923 Artilces for the conveyance	107	1	580	5
073924 Tableware, kitchenware, of plastics			73	1
073926 Other plastics & articles	403	3	206	2
074000 Rubber and articles thereof	**231**	**2**		
074013 Inner tubes, of rubber	177	1		
074015 Articles of apparel & clothing accessories etc.	13	0		
074016 Other articles of vulcanised rubber	41	0		
080000 Raw Hides and Skins, Leather and Articles Thereof; Saddlery and Harness; Travel Goods, Handbags nad Similar Containers; Articles of Animal Gut	**583**	**5**	**22**	**0**
084200 Articles of leather; saddlery and harness, travel goods, handbags and similar containers; articles of animal gut	**583**	**5**	**22**	**0**
084202 Trunks, suit-case, vanity-case etc.	583	5	22	0

Import payments by countries /commodities Table-3.2 (Contd.)
(Four digit level HS code)

(First two digit section, second two digit chapter and last two digit indicate four digit level commodities)

(Amount in thousand)

HS Code - Countries/Commodities	2024 - 2025		2025 - 2026	
	Amount (BDT)	Amount (USD)	Amount (BDT)	Amount (USD)
100000 Pulp of wood or of other fibrous cellulosic material; recovered (waste and scrap) paper or paperboard; paper and paperboard and articles thereof	**26412**	**218**	**25405**	**208**
104800 Paper and paperboard; articles of paper pulp, of paper or of paperboard	**25781**	**213**	**25405**	**208**
104803 Toilet or facial tissue stock, towel/napkin etc.			15	0
104805 Other uncoated paper/paprboard	9	0		
104810 Paper and paperboard,coated	24696	204	24076	197
104811 Paper, paperboard, cellulose wadding etc.	343	3	12	0
104814 Walpaper & similar wall coverings;	731	6		
104821 Paper/board labels of all kind	1	0	1302	11
104900 Printed books, newspapers, pictures etc.	**631**	**5**		
104901 Printed book,brochures,leaflets etc.	631	5		
110000 Textiles & Textile Articles	**81145**	**668**	**56390**	**461**
115200 Cotton	**21381**	**175**	**1364**	**11**
115209 Woven fabrics of cotton ,>= weg 85%+ , > 200g/m.sq.	21381	175		
115210 Woven fabrics of cotton ,> weg 85%+ , 200g/m.sq.			1364	11
115400 Man-made filaments	**18154**	**148**	**2460**	**20**
115401 Sewing thread of man-made filaments	150	1		
115407 Woven fabrics of synthetic filament yrn	18004	147	2460	20
115500 Man-made staple fibres	**5026**	**42**	**9832**	**81**
115509 Yarn synthetic staple fibres	5026	42	8862	73
115516 Woven fabrics artificial staple fibres			970	8
115600 Wadding, felt and nonwovens; special yarns etc.	**2954**	**24**	**219**	**2**
115601 Wadding text mterials fibre & articles	12	0		
115602 Felt, coated,covered/laminated			219	2
115603 Nonwovens, coated,covered/laminated	2943	24		
115800 Special woven fabrics; tufted text. Fabrics; lace; tapestries; trimmings; embroidery	**11944**	**99**	**8778**	**72**
115801 Woven pile & chenille fabrics			2230	18
115804 Tulles & other net fabrics	10845	90	3810	31
115806 Narrow woven fabrics	1003	8		
115807 Labeles, badges & similar articles text	96	1	2738	22
115900 Impregnated, coated, covered textile fabrics etc.	**6475**	**54**	**6272**	**51**
115903 Tex fabrics impregnated,coated etc	6475	54	5128	42
115911 Text products & artcles			1144	9
116000 Knitted or crocheted fabrics	**14978**	**123**	**27290**	**224**
116001 Pile fabrics			3189	26
116004 Knitted or crochetd fabrics, exd.30 cm	3650	30	18170	149
116006 Other knitted or crochet fabrics	11328	93	5930	48
116100 Articles of apparel & cloth accessories, knitted/crocheted	**16**	**0**		
116107 Men/boys underpants, briefs, gowns etc.	16	0		
116200 Articles of apparel & cloth accessories, not knitted/crocheted	**218**	**2**		

Import payments by countries /commodities Table-3.2 (Contd.)
(Four digit level HS code)

(First two digit section, second two digit chapter and last two digit indicate four digit level commodities)

(Amount in thousand)

HS Code - Countries/Commodities	2024 - 2025		2025 - 2026	
	Amount (BDT)	Amount (USD)	Amount (BDT)	Amount (USD)
116217 Other made up cloth acesor & parts of garmt	218	2		
116300 Other made up textile articles; sets; worn clothing and worn textile articles; rags			**176**	**1**
116307 Other made up articles incl dress patterns			176	1
130000 Articles of Stone, Plaster, Cement, Asbestos, Mica or Similar Materials; Ceramic Products; Glass and Glassware			**1006**	**8**
136800 Articles of stone, plaster, asbestos, mica etc.			**1006**	**8**
136807 Articles asphalt/smilr materials			1006	8
150000 Base Metals & Articles of Base Metal	**3676411**	**30488**	**3217017**	**26306**
157200 Iron and Steel	**3417379**	**28357**	**3216443**	**26301**
157204 Ferrous waste & scrap	3415334	28340	3204632	26205
157208 Flat-rolled prodt, >= width 600 mm, hot-rolled			9514	78
157219 Flat-rolled prodt of stainless steel >= width 600mm	2046	17	2297	19
157300 Articles of Iron and Steel	**6**	**0**		
157318 Screws,bolts,nuts, etc.	6	0		
157400 Copper and Articles Thereof	**226577**	**1858**	**3**	**0**
157403 Reifned ,coper alloys.	226577	1858		
157407 Copper bars,rods refined profiles			3	0
157800 Lead and articles thereof	**31996**	**269**		
157802 Lead waste and scrap	31996	269		
158200 Tools, implements, cutlery, spoons and forks, of base metal; parts thereof of base metal	**342**	**3**		
158201 Hand tools	342	3		
158300 Miscellaneous articles of base metal	**110**	**1**	**572**	**5**
158308 Clasps, frames, hooks etc.	96	1	555	5
158309 Stoppers, caps & lids of base metal			16	0
158310 Sign-plates, name-plates, address-plate etc.	15	0		
160000 Machinery and mechanical appliances; electrical equipment; parts thereof; soundrecorders and reproducers, television image and soundrecorders and reproducers; and parts and accessories of such articles	**21242**	**177**	**17215**	**141**
168400 Nuclear reactors, boilers, machinery and mechanical appliances; parts thereof	**6385**	**53**	**11154**	**91**
168412 Other engines and motors			609	5
168414 Air/vacum pumps, gas compressors & fans	900	8	189	2
168419 Machinery, plant/ lab equipments etc.	468	4		
168421 Centrifuges, filtering machinery rtc.	3	0	102	1
168422 Dish washing machines, etc.			102	1
168427 Fork-lift truks;			4759	39
168428 Other Lifting, handling, etc.machinery			1826	15
168431 Parts suitable of machinery			134	1
168441 Other machinery making pulp/paper/board	31	0		
168443 Printing machinery			55	0
168444 Machine extruding, drawing etc.			342	3
168445 Machine preparing txtile fibres			1782	15

Import payments by countries /commodities Table-3.2 (Contd.)
(Four digit level HS code)

(First two digit section, second two digit chapter and last two digit indicate four digit level commodities)

(Amount in thousand)

HS Code - Countries/Commodities	2024 - 2025		2025 - 2026	
	Amount (BDT)	Amount (USD)	Amount (BDT)	Amount (USD)
168451 Machinery for washing, cleaning etc.			76	1
168452 Sewing machines, n/book sewng mach	28	0		
168471 Automatic data processing machines etc.	4954	41		
168472 Other office machines			104	1
168474 Machinery washing, crushing etc.			61	1
168477 Machinery for working rubber/plastics			21	0
168479 Mechanical appl indivial func. n.i.e			17	0
168480 Moulding boxes for metal foundry etc.			448	4
168481 Taps, cocks, valves & similar etc.			22	0
168482 Ball/ roller bearings			501	4
168483 Transmission shafts, crank, bearing etc.			2	0
168500 Electrical machinery and equipment and parts thereof; sound recorders and reproducers, television imageand sound recorders and reproducers and parts and accessories of such articles	**14857**	**124**	**6061**	**49**
168504 Electric transformer, inductors etc.	402	3	856	7
168507 Electric accumulator;			14	0
168523 Discs, tapes, smart cards etc.			144	1
168529 Parts,trans,reception etc.,apts			420	3
168534 Printed circuits			4	0
168536 Electrical apparatus for switching or protecting electrical circuits,or for making connections to or in electrical circuits for a voltage notexceeding 1,000 volts; connectors for optical fibres,optical fibres,optical fibre bundles or cables	7	0	2197	18
168541 Diodes, transistors, semi-conductor etc.	3074	26	2232	18
168543 Electrical machines & apts. n.i.e.			194	2
168544 Insulatd wire, cable etc.	11374	95		
200000 Miscellaneous Manufactured Articles	**387**	**3**	**3854**	**31**
209600 Miscellaneous manufactured articles	**387**	**3**	**3854**	**31**
209606 Buttons, press/snap-fasteners, etc	63	1	14	0
209607 Slide fasteners and parts	275	2	3801	31
209610 Slates, boards, etc.			40	0
209619 Sanitary towels , napkins etc.	49	0		
China People'S Republic (P.R)	**2198890432**	**18195822**	**2313732310**	**18917623**
010000 Live Animals and Animal Products	**9308227**	**76743**	**11104427**	**90806**
010100 Live animals	**7519**	**63**	**35732**	**291**
010101 Live horses,asses, etc.			35732	291
010103 Live swine	7498	62		
010106 Other live animals	21	0		
010200 Meat and edible meat offal	**48**	**0**	**845**	**7**
010201 Meat of bovine animals, fresh or chilled			845	7
010207 Meat and edible offal of the poultry	18	0		
010208 Other meat and edible meat offal	30	0		
010300 Fish and crustaceans, molluscs and other aquatic invertebrates	**485237**	**3998**	**518229**	**4236**
010301 Live fish	3434	28	775	6

Import payments by countries /commodities Table-3.2 (Contd.)
(Four digit level HS code)

(First two digit section, second two digit chapter and last two digit indicate four digit level commodities)

(Amount in thousand)

HS Code - Countries/Commodities	2024 - 2025		2025 - 2026	
	Amount (BDT)	Amount (USD)	Amount (BDT)	Amount (USD)
010302 Fish,fresh or chilled excld. fish fillets	2280	19		
010303 Fish frozen excld. fish fillet	465717	3837	502604	4108
010305 Fish,dried,salted or in brine			4376	36
010306 Crustaceans live chil /fzn/ dry etc.			49	0
010307 Molluscs,live chil /fzn /dry etc.	13805	114	10423	85
010400 Dairy produce; bird's eggs; natural honey; Edible products of animal origin, not elsewhere specified or included.	**850682**	**6972**	**3271163**	**26768**
010402 Milk & cream, containing sugar	809174	6630	3242559	26535
010403 Buttermilk, curdled milk & cream, yogurt etc.	12298	101		
010404 Whey, containing sugar /sweetening matter	19	0		
010406 Cheese and curd	10303	85	15794	129
010407 Birds' eggs, in shell, fresh	258	2	115	1
010408 Birds' eggs not in shell & egg yolks	16	0		
010409 Natural honey	18613	154	12695	104
010500 Products of animal origin, not elsewhere specified orincluded	**7964740**	**65710**	**7278458**	**59504**
010501 Human hair	3036	25	3114	25
010505 Skin & other parts of birds	7956824	65645	7253467	59300
010508 Coral & simlar materials, unworked	1474	12	1242	10
010511 Animal products, nes	3406	28	20634	169
020000 Vegetable Products	**42789293**	**354816**	**34376511**	**281075**
020600 Live trees and other plants; Bulbs, roots and the like; Cut flowers and ornamental foliage	**13894**	**115**	**27061**	**221**
020601 Bulbs tubers, tuberous roots etc.			2995	25
020602 Other live plants, mushroom spawn	614	5	1167	10
020603 Cut flowers and flower buds	13280	110	21670	177
020604 Foliage brnches & other parts of plants			1228	10
020700 Edible vegetable and certain roots and tubers	**22155109**	**183803**	**8763702**	**71672**
020701 Potatoes, fresh or chilled	505	4		
020702 Tomatoes, fresh or chilled	2526	21		
020703 Onions, shallots, garlic,fresh or chilled	21657628	179667	8076413	66042
020704 Cabbages cauliflowers etc., fresh or chilled	20	0	32	0
020705 Lettuce and chicory, fresh or chilled	5	0	129	1
020706 Carrots, turnips etc., fresh or chilled	403968	3363	602877	4939
020707 Cucumbers & gherkins, fresh or chilled			3	0
020708 Leguminous vegitables, fresh or chilled	57	0	50	0
020709 Other vegetables,fresh or chilled	5110	43	93	1
020710 Vegetables , frozen	5677	47	11684	96
020712 Dried vegetables	61882	513	72340	592
020713 Dried leguminous vegt.,shelled	17692	145		
020714 Manioc, arowroot,salep etc.	41	0	81	1
020800 Edible fruit nuts; peel of citrus fruit or melons	**14297227**	**118247**	**18392484**	**150371**
020801 Coconuts, brazil nuts and cashew nuts	39184	324	72633	594
020802 Other nuts, fresh/dried	78956	651	308305	2520
020803 Bananas, including plantains, fresh or dried	483	4		

Import payments by countries /commodities Table-3.2 (Contd.)
(Four digit level HS code)

(First two digit section, second two digit chapter and last two digit indicate four digit level commodities)

(Amount in thousand)

HS Code - Countries/Commodities	2024 - 2025		2025 - 2026	
	Amount (BDT)	Amount (USD)	Amount (BDT)	Amount (USD)
020804 Dates figs pinapples etc., fresh/dried	32	0	22990	188
020805 Citrus fruits, fresh or dried	3313507	27302	4491006	36660
020806 Grapes, fresh or dried	3184362	26504	4602797	37696
020807 Melons and papaws,fresh	17	0		
020808 Apples,pears & quinces, fresh	7671446	63386	8877446	72570
020809 Apricots, cherries, peachs, plums,fresh	909	8	7607	62
020810 Other fruit ,fresh	839	7	938	8
020811 Fruit & nuts, uncooked or cooked	4	0	415	3
020813 Fruit,dried other not coconut etc.	7487	62	8347	68
020900 Coffee, tea, mate and spices	**4717367**	**39347**	**5154574**	**42141**
020901 Cofee, not roastd or roasted	11494	96	11913	97
020902 Tea	3825	31	17979	147
020904 Pepper dried/crushed/ground	49478	411	55860	457
020905 Vanilla			208	2
020906 Cinnamon & cinnamon tree flowers	1054001	8735	891555	7290
020907 Cloves	5243	43		
020908 Nutmeg,mace and cardamoms	31	0	608	5
020909 Seeds of anise/badian/cumin etc.	1588	13	409	3
020910 Ginger saffron,turmric & other spices	3591705	30017	4176042	34140
021000 Cereals	**376870**	**3136**	**493434**	**4037**
021001 Wheat and meslin			141	1
021004 Oats	1154	10	211	2
021005 Maize (corn)	2191	18		
021006 Rice	371968	3095	487044	3985
021008 Buckwheat,millet & canary seeds	1557	13	6038	49
021100 Products of the milling industry; Malt; Starces; Inulin; Eheat gluten	**54723**	**454**	**58515**	**479**
021101 Wheat or meslin flour	340	3		
021102 Cereal flours other than wheat/meslin	935	8	840	7
021106 Flour, meal, powder of dry legum veg	3901	32	11	0
021108 Starches ; inulin	41971	348	51170	419
021109 Wheat gluten, whether/not dry	7577	63	6494	53
021200 Oil seeds and oleaginous fruits; miscellaneous grains; seeds and fruit; industrial or medicinal plants; straw and fodder	**552752**	**4579**	**768656**	**6285**
021201 Soya bean,whether/ not broken			162949	1329
021202 Ground-nut, not roastd/cooked	24643	206	90050	736
021203 Copra			3488	28
021205 Rape or colza seed,whether or not broken	7689	63		
021206 Sunflower seeds,whether or not broken	29656	247	41226	337
021207 Other oil seed & oleagious fruits	117490	966	55740	455
021208 Flours & meals of oil seeds, not mustard			380	3
021209 Seed,fruit & spores for sowing	255965	2123	293617	2405
021211 Plants & parts of plants for perfum/pharmacy	82098	681	100730	824
021212 Locut bean, seaweeds sugr bet/cane etc.	35185	294	20476	167
021214 Swedes, mangolds, fodder roots, hay, clover etc.	25	0		

Import payments by countries /commodities Table-3.2 (Contd.)
(Four digit level HS code)

(First two digit section, second two digit chapter and last two digit indicate four digit level commodities)

(Amount in thousand)

HS Code - Countries/Commodities	2024 - 2025		2025 - 2026	
	Amount (BDT)	Amount (USD)	Amount (BDT)	Amount (USD)
021300 Lac; Gums, Resins and other vegetable saps and extracts	**565513**	**4673**	**656340**	**5364**
021301 Lac; natural gum, gum-resin etc.	6361	52	2472	20
021302 Vegetable saps and extracts;	559152	4621	653867	5344
021400 Vegetable plaiting meterails; Vegetable products not elsewhere specified or included	**55838**	**462**	**61745**	**505**
021401 Vegetable materials used primarily for plaiting	38279	317	41119	336
021404 Vegetable products n.e.s	17559	146	20626	169
030000 Animal or vegetable fats and oils and their cleavage products; prepared edible fats; animal or vegetable waxes	**303500**	**2514**	**8654976**	**70723**
031500 Animal or vegetable fats and oils and their cleavage products; prepared edible fats; animal or vegetable waxes	**303500**	**2514**	**8654976**	**70723**
031504 Fats and oils & their fractions	69934	579	69652	569
031505 Wool grease & faty subst thereof	9441	77	3620	30
031507 Soya-bean oils & its fractons, not refined	8291	69	7741791	63249
031509 Olive oils & its fractons, not refined	447	4		
031511 Palm oils & its fractons, not refined			608755	4985
031512 Sunflower,safflower/cotton seed oil, not refined	334	3	523	4
031513 Coconut, palm kernel oils, not refined	8960	73	16408	134
031515 Other fixed vegetable fats & oils, not refined	40862	339	74716	611
031516 Animal/vegetable fats & oils, not refined	12240	101	20125	164
031517 Margarine & other oils	5493	45	12226	100
031518 Animal/veg. fats & oils, boiled, oxidised etc.	134127	1114	95529	780
031521 Vegetable waxes & beewaxes etc.,not refined	13372	110	11631	95
040000 Prepared foodstuffs; Beverages, Spirits and vineger; Tobacco and manufactured tobacco substitues	**8243567**	**68110**	**11817950**	**96602**
041600 Preparations of meat, of fish or of crustaceans, molluscs or other aquatic invertebrates	**9100**	**75**	**964**	**8**
041601 Sausages of meat, meat offal or blood	6149	50	163	1
041602 Other prepared meat/meat offal or blood	62	1	1	0
041603 Extract & juice of meat,fish etc.			86	1
041604 Prepared fish; caviar prepd. from fish eggs	168	1	225	2
041605 Crustaceans, molluscs etc.	2721	23	489	4
041700 Sugars and sugar confectionery	**1419799**	**11749**	**1413262**	**11560**
041701 Cane or beet sugar,in solid form	2644	22	777	6
041702 Other sugar incl. lactos glucos	1206889	9996	1078292	8821
041703 Molasses from extr/refining sugr			7219	59
041704 Sugar confctionry, not containing cocoa	210266	1731	326974	2674
041800 Cocoa and cocoa preparations	**69839**	**573**	**27962**	**228**
041803 Cocoa paste, not defatted	2328	19		
041804 Cocoa butter,fat and oil.	1325	11	2	0
041805 Cocoa powder,not add sugr/sweet	52051	426	16457	134
041806 Chocolate/food prep. Contain. Cocoa	14135	117	11503	94
041900 Preparations of cereals, flour, starch or milk; pastry cooks' products	**100722**	**837**	**140650**	**1149**

Import payments by countries /commodities Table-3.2 (Contd.)
(Four digit level HS code)

(First two digit section, second two digit chapter and last two digit indicate four digit level commodities)

(Amount in thousand)

HS Code - Countries/Commodities	2024 - 2025		2025 - 2026	
	Amount (BDT)	Amount (USD)	Amount (BDT)	Amount (USD)
041901 Malt extract;	78498	654	92142	753
041902 Pasta whether or not cooked	8027	66	13579	111
041903 Tapioca & substitutes thereof	4369	36	17767	145
041904 Prepared foods obtained,cereal products,	988	8	1157	9
041905 Bread,pastry,cakes,biscuits etc.	8841	73	16004	131
042000 Preparations of vegetables, fruit, nuts or other parts of plants	**657602**	**5423**	**546363**	**4467**
042001 Vegetibles,fruit,nut & other edible part of plants	64683	527	1493	12
042002 Tomatoes prep/presrv n/vinegar	81492	673	93494	764
042003 Mushroom & truffles	200618	1652	129588	1059
042004 Other Veg. prep/presrv., frozen	73819	610	87615	717
042005 Other Veg. prep/presrv., not frozen	47535	392	50522	413
042006 Vegetables,fruit/nut etc. preserved by sugar	444	4	52	0
042007 Jams,fruit jellies etc.	1049	9	6843	56
042008 Fruit & nuts etc.,	101450	841	75758	620
042009 Frut & vegetable juices	86511	716	100999	825
042100 Miscellaneous edible preparations	**2721139**	**22523**	**2789249**	**22799**
042101 Extracts,essences of coffee,tea etc.	7332	60	13328	109
042102 Yeast; baking powder	1307410	10846	1661268	13582
042103 Sauces and preparations thereof	223202	1842	234502	1917
042104 Soups & broths preparations thereof	14177	117	5504	45
042106 Food preparations n.e.s	1169019	9658	874647	7145
042200 Beverages, spirits and vinegar	**6463**	**54**	**6242**	**51**
042201 Mineral & aerated waters,not add. Sug.	64	1	140	1
042202 Mineral & areated waters add. Sug	3523	29	2043	17
042207 Undenaturd ethyl alcohol vol. 80%+	1649	14	3490	29
042209 Vinegar& subst from acitic acid	1227	10	569	5
042300 Residues and waste from the food industries; Prepared animal fodder	**3258730**	**26876**	**6889377**	**56309**
042302 Bran sharps and othere residues	1058	9	18439	150
042303 Residues of strach manufacture	523591	4300	1093571	8938
042305 Oil-cake & other , ground-nut oil	24	0		
042306 Oilcake ,not soya-bean / ground-nut oil	44602	366	130505	1066
042308 Vegetable materials & veg.waste			307	3
042309 Preparations of a kind used in animal feeding	2689454	22201	5646555	46153
042400 Tobacco and manufactured tobacco substitutes	**174**	**1**	**3881**	**32**
042401 Unmanufactured tobacco; tobacco refuse			3881	32
042404 Products containing tobacco, reconstituted tobacco, nicotine, or tobacco or nicotin …	174	1		
050000 Mineral Products	**58127408**	**479803**	**72357292**	**591132**
052500 Salt; sulphur; earths and stone; plastering materials, lime and cement	**2894782**	**23852**	**15988302**	**130488**
052501 Salt and pure sodium chloride	22502	186	21266	174
052502 Unroasted iron pyrities	20860	173	17145	140
052504 Natural graphite	21195	176	38049	311
052505 Natural sand of all kinds	23543	194	37726	308

Import payments by countries /commodities Table-3.2 (Contd.)
(Four digit level HS code)

(First two digit section, second two digit chapter and last two digit indicate four digit level commodities)

(Amount in thousand)

HS Code - Countries/Commodities	2024 - 2025		2025 - 2026	
	Amount (BDT)	Amount (USD)	Amount (BDT)	Amount (USD)
052506 Quartz other than natural sands	314157	2599	385540	3152
052507 Kaolin and other kaolinic clays, whether or not calcined			531709	4348
052507 Kaolin and other kaolinic clays;	648456	5362	117675	962
052508 Other clays;	409077	3381	348026	2846
052509 Chalk	9	0	133	1
052510 Natural calcium phosphates,etc			178	1
052511 Natural barium sulphate, etc.	97730	808	122315	1000
052512 Siliceous fossil meals, etc.	17756	146	15034	123
052513 Pumice stone, emery etc.	21794	179	45088	368
052514 Slate,not roughly trimmed	0	0		
052515 Marble,travertine, ecaussine stone etc.	7590	62	355	3
052516 Granite, porphyry,basalt,sandstone etc.	15501	128	19153	156
052517 Pebble, gravel, broken or crushd stone	109873	903	771159	6289
052518 Dolomite all kind	3824	32	8944	73
052519 Natural magnesium carbonate & other	49321	408	68695	561
052520 Gypsum;anhydrite plasters	50620	415	20621	169
052521 Limestone flux			222	2
052522 Quicklime, slaked lime, hydralic lime	37342	307	157155	1286
052523 Portland cement	914684	7489	13155516	107343
052524 Asbestos	48298	403	18885	155
052525 Mica incl. splitting,mica waste	1327	11	7061	58
052526 Natural steatite; crushed or not crushed	43168	355	56940	465
052529 Feldspar,fluorspar, leucite; etc.	3976	33	6563	54
052530 Mineral substancees n.e.s	12178	101	17150	140
052600 Ores, slag and ash	**4639625**	**38365**	**4729172**	**38659**
052602 Manganese ores & concentrates	5112	43	21335	174
052604 Nickel ores and concentrates			624	5
052605 Cobalt ores and concentrates	261	2		
052606 Aluminium ores & concentrates	1529	13	2362	19
052608 Zinc ores and concentrates	2244	19	1519	12
052610 Chromium ores and concentrates			650	5
052614 Titanium ores and concentrates	355810	2939	394487	3226
052615 Niobium,tantalum, zirconium ores	5178	43	14511	118
052618 Granulated slag from mfg. iron/steel	4263063	35254	4285056	35027
052619 Slag, dross from mfg iron/steel			1148	9
052620 Slag, ash and residues	367	3	1096	9
052621 Other slag and ash incl. seaweed ash	6061	50	6382	52
052700 Mineral fuels, mineral oils and products of their distillation bituminous substances; mineral waxes	**8957**	**74**	**17616**	**144**
052707 Oils & other products of coal tar	8957	74	17616	144
052700 Mineral fuels, mineral oilsand products of their distillation bituminous substances; mineral waxes	**50584044**	**417512**	**51622202**	**421841**
052701 Coal;briquettes ovoid etc.	3255557	26751	8404938	68635
052704 Coke or semi-coke of coal	210719	1743	123183	1008
052707 Oils & other products of coal tar	1423	12	3711	30

Import payments by countries /commodities Table-3.2 (Contd.)
(Four digit level HS code)

(First two digit section, second two digit chapter and last two digit indicate four digit level commodities)

(Amount in thousand)

HS Code - Countries/Commodities	2024 - 2025		2025 - 2026	
	Amount (BDT)	Amount (USD)	Amount (BDT)	Amount (USD)
052708 Pitch & pitch coke from coal tar	18695	153		
052709 Petroleum oils, crude			10801	88
052710 Petroleum oils and oils obtained from bituminous minerals,other than crude; preparations not elsewherespecified or included,containing by weight 70% or more of petroleum oils or of oils obtained from bituminous minerals,these oils being the basic constituents of the preparation;waste oils	189382	1556	206953	1692
052710 Petroleum oils, refined	34308955	283931	32958478	269591
052711 Petroleum gases & other gaseous hydrocarbons	11830914	97001	9014213	73438
052712 Petroleum jely;paraffin wax,etc	676527	5605	830673	6793
052713 Petro coke,bitumen etc.	87687	726	69252	567
052714 Bitumen and asphalt, etc.	191	2		
052715 Bituminous mixtures based on natural asphalt	3995	33		
060000 Products of the Chemical or Allied Industries	**205207212**	**1699632**	**257645126**	**2106739**
062800 Inorganic chemicals; organic or inorganic compounds of precious metals, of rare-earth metals, of radioactive elements or of isotopes	**26621020**	**220191**	**33740727**	**275817**
062801 Fluorine, chlorine bromine & iodine.	504	4	289	2
062803 Carbon	231674	1922	734307	6001
062804 Hydrogen, rare gases etc.	208944	1727	285051	2331
062805 Alkali, rare earth metals, mercury etc.	6963	58	20513	167
062808 Nitric acid;sulphonitric acids	1481	12	45666	373
062809 Diphosphorus pentaoxide; phosphoric acid	1037179	8503	3305992	27025
062810 Oxides of boron; boric acids	42212	349	54641	446
062811 Other inorganic acids, other inorganic oxygen	941067	7787	944688	7727
062812 Halides & halide oxides of non-metals	11281	94	30986	254
062813 Sulphides of non-metals			7	0
062814 Ammonia anhydrous or aqueous soln	1489	12	272	2
062815 Sodium or potasium hydroxide	26813	224	24374	200
062816 Hydroxide & peroxide magnesium	3252	27	9043	74
062817 Zinc oxide; zinc peroxide	45158	374	35354	289
062818 Artificial corundum, aluminium oxide/hydroxide	342135	2825	391200	3197
062819 Chromium oxides and hydroxide	27304	226	17797	145
062820 Manganese oxides	204168	1688	178999	1463
062821 Iron oxide & hydroxide	279863	2313	378347	3095
062822 Cobalt oxides & hydroxides	7216	60	3272	27
062823 Titanium oxides	344835	2849	256767	2099
062824 Lead oxides; red & orange lead	1054	9		
062825 Hydrazine/hydroxylamine & salt etc.	216000	1796	93213	761
062826 Fluorides,fluorosilicates,etc	120208	996	61287	500
062827 Chloride/bromide/iodides	340679	2815	752407	6141
062828 Hypochlorites chlorites	92012	761	99947	817
062829 Chlorat & perchlorat, bromates, iodates etc.	26893	223	25803	211
062830 Sulphides; polysulphides	356714	2953	289168	2363

Import payments by countries /commodities Table-3.2 (Contd.)
(Four digit level HS code)

(First two digit section, second two digit chapter and last two digit indicate four digit level commodities)

(Amount in thousand)

HS Code - Countries/Commodities	2024 - 2025		2025 - 2026	
	Amount (BDT)	Amount (USD)	Amount (BDT)	Amount (USD)
062831 Dithionites and sulphoxylates	847478	7005	835947	6833
062832 Sulphites; thiosulphates	553397	4580	581308	4751
062833 Sulphate alums, peroxosulphate	8879113	73609	8869134	72520
062834 Nitrites; nitrates	84312	700	123526	1010
062835 Phosphinates, phosphonates	4253579	35175	6681622	54613
062836 Carbonates; peroxocarbonates	5761202	47565	7306934	59726
062837 Cyanides,cyanide oxides	62335	520	60338	493
062839 Silicates, commercial alkali metal silicates	246677	2039	194363	1589
062840 Borates; peroxoborates	67110	553	71099	581
062841 Salt of oxometalic or peroxometalic acids	226969	1877	72520	593
062842 Other salt of inorganic acids/peroxoacids	230999	1914	286866	2345
062843 Colloidal precious metals, silver/gold compounds	135769	1115	160600	1312
062844 Radioactive chemical elements/isotops	76720	631	47920	392
062845 Heavy water& other(Isotopes other than 28.44)	4434	36	1363	11
062846 Compounds inorganic/organic,etc.	33916	278	105212	858
062849 Carbides not chem. defined	235514	1950	298979	2448
062850 Hydrides,nitrides, azides, silicides,borides etc.	4361	37	3608	29
062853 Phosphides, whether or not chemically defined, excluding ferrophosphorus;	34	0		
062900 Organic chemicals	**63613502**	**526650**	**77762387**	**635701**
062901 Acyclic hydrocarbons	101576	840	136574	1115
062902 Cyclic hydrocarbons	169639	1406	382183	3122
062903 Halogenated derivative of hydrocarbons	890472	7367	912611	7467
062904 Sulphonated nitrated or nitrosated	36576	301	39922	326
062905 Acyclic alcohol/halogn sulpho,etc	1714749	14202	2059357	16836
062906 Cyclic alcohol	384622	3186	319322	2610
062907 Phenols;phenol-alcohols	62817	524	60557	496
062908 Halogenated, sulphonated etc.			8362	68
062909 Ether,ether alcohols, etc.	388719	3206	472356	3860
062910 Epoxide, epoxyalcohols, etc.	34860	288	48280	394
062911 Acetals & hemiacetals etc.	2107	17	2144	17
062912 Aldehydes	105709	871	359870	2941
062913 Halogen sulphonated etc.			504	4
062914 Ketone & quinon etc.	536238	4431	504974	4130
062915 Saturated acyclice,monocarboxilic acid etc.	2388494	19755	3903775	31924
062916 Unsaturated acyclic monocarboxylic acid etc.	1462444	12109	1346869	11005
062917 Polycarboxylic acids	14245061	117910	17658332	144342
062918 Carboxylic acids	2138012	17659	2638933	21563
062919 Phosphoric esters and their salts	6026	50	17236	141
062920 Ester of other inorganic acids	9807	80	4782	39
062921 Amine function compounds	1077893	8939	789833	6463
062922 Oxygen-function amino-compound	5904109	48866	5299565	43317
062923 Qaternary ammonium salts etc.	805050	6634	960559	7851
062924 Carboxyamide amide- func. Comp.	850219	7033	1754339	14337

Import payments by countries /commodities Table-3.2 (Contd.)
(Four digit level HS code)

(First two digit section, second two digit chapter and last two digit indicate four digit level commodities)

(Amount in thousand)

HS Code - Countries/Commodities	2024 - 2025		2025 - 2026	
	Amount (BDT)	Amount (USD)	Amount (BDT)	Amount (USD)
062925 Carboxyimide imine-func. Comp.	361055	2982	437104	3573
062926 Nitrile-function compounds	10926	91	16800	137
062927 Diazo, azo or azoxy-compounds	242122	2007	247059	2020
062928 Organic derivative of hydrazine	30939	256	68955	563
062929 Compound w/ other nitrogen func.	248105	2040	579356	4736
062930 Organo-sulphur compounds	2192671	18195	3765081	30777
062931 Other, organo-inorganic comp.	240827	1987	172599	1410
062932 Heterocyclic compound w/oxygen	1091710	9064	1233917	10089
062933 Heterocyclic comp w/nitrogen	5380181	44571	6058186	49516
062934 Nucleic acids & their salts;	3038496	25161	3577725	29243
062935 Sulphonamidcs	556266	4618	637121	5210
062936 Provitamins & vitamins etc.	3156554	26106	3716179	30391
062937 Hormones, prostaglandins etc.	3237659	26762	4963216	40581
062938 Glycosides; and their salts;	670816	5562	569774	4660
062939 Alkaloids, natural or reproduced by synthesis and their salts, ethers, esters and other derivatives	29669	245	80274	657
062939 Vegetable alkaloids, & their salts;	102710	850	203910	1668
062940 Sugars , oter than sucrose etc.	106694	882	212332	1736
062941 Antibiotics	8637985	71618	10323172	84403
062942 Other organic compounds	962918	7978	1218391	9960
063000 Pharmaceutical products	**3087508**	**25548**	**3897722**	**31848**
063001 Glands and other organs	307282	2532	336046	2748
063002 Humn & animal blood	2185408	18085	2551056	20842
063003 Medicament consist. two or more mixed,for therapeutic use	52572	434	330413	2697
063004 Medicament consist. mixed/unmixed,for therapeutic use	317387	2631	493903	4036
063005 Wadding ,gauze,bandages etc.	151484	1253	157842	1291
063006 Pharmaceutical goods	73375	613	28462	233
063100 Fertilisers	**31242654**	**260001**	**48676829**	**398306**
063101 Animal or vegetable fertilisers	67113	557	74913	613
063102 Mineral or chemical fertilisers, nitrogenous	172582	1428	311091	2544
063104 Mineralor chemical fertilzers, potassic	4861	40	25060	205
063105 Mineralor chemical fertilizers cont. nitr,phos,potaas	30998098	257975	48265766	394945
063200 Tanning or dyeing extracts; Tannins and their derivatives; Dyes, pigments and other colouring matter; Paints and varnishes; Putty and other mastics; Inks	**26302197**	**217763**	**25411719**	**207779**
063201 Tanning extract of vegetable origin;			2562	21
063202 Synthetic organic/ inorganic tanning subs.	37983	315	74918	613
063203 Colorng mater veg/ animl orign	10884	89	12008	98
063204 Synthetic organic colouring matter	13155204	108938	12023426	98306
063205 Colour lakes	1183	10	8939	73
063206 Other Colouring matter;	4073852	33722	4009314	32781
063207 Prepared pigments, opacifiers etc.	3561458	29480	3832945	31348
063208 Paints and varnishes;	995303	8227	983416	8042
063209 Other paints and varnishes ;	172167	1423	271731	2222

Import payments by countries /commodities Table-3.2 (Contd.)
(Four digit level HS code)

(First two digit section, second two digit chapter and last two digit indicate four digit level commodities)

(Amount in thousand)

HS Code - Countries/Commodities	2024 - 2025		2025 - 2026	
	Amount (BDT)	Amount (USD)	Amount (BDT)	Amount (USD)
063210 Other paint and varnishes use for finishing leather	99056	819	154522	1263
063211 Prepared driers	359767	2983	297520	2433
063212 Pigments dispersed in non-aqueous	372464	3081	374798	3064
063213 Artist student or signbord painters'	23545	195	26045	213
063214 Glaziers putty,grafting putty etc.	494409	4099	522215	4272
063215 Printing ink, writing draw/other ink	2944920	24382	2817360	23030
063300 Essential oils & resinoids; Perfum, cosmetic or toilet preperations	**1356485**	**11236**	**1430568**	**11695**
063301 Essential oils	14183	118	16211	132
063302 Mix of odoriferous substancees	520234	4316	567820	4642
063303 Perfumes and toilet waters	14851	123	19914	163
063304 Beauty/make-up/skin preparatin	630996	5218	552303	4515
063305 Preparations for use on the hair	105872	875	188535	1542
063306 Preparations for oral/dental hygiene	28608	240	24167	198
063307 Pre-shave,shaving/after-shave	41742	345	61618	504
063400 Soap, organic surf-active agents, lubricating etc.	**6932979**	**57381**	**8606461**	**70359**
063401 Soap;organic surfac-active prodts & preparations	118190	977	80084	655
063402 Organic surfac-active agents	4892931	40505	6518948	53290
063403 Lubricat preparations etc.	728435	6016	896999	7335
063404 Artificial wax & prepared wax	617310	5104	610186	4990
063405 Polish and cream for footwear, furniture etc.	342416	2834	356249	2912
063406 Candles,tapers and the like	7690	64	13752	112
063407 Modelling pastes of plaster	226007	1881	130243	1064
063500 Albuminoidal substances; modified starches, glues, enzymes	**5858972**	**48466**	**7069808**	**57800**
063501 Casein ,caseinates, casein derivatives	2952	25	11111	91
063502 Albumin, albuminate, albumin derivatives	20669	172	37513	306
063503 Gelatin & derivatives , isinglass, glues	219220	1816	260610	2131
063504 Peptones & derivatives, etc.	5217	43	3559	29
063505 Dextrins & other modified starches	449939	3722	552398	4517
063506 Prepared glues & other prep. adhesives	3070725	25393	3717787	30392
063507 Enzymes; prepared enzymes n.e.s	2090251	17295	2486830	20334
063600 Explosives; Pyrotechnic products; Matches; Pyrophoric alloys; certain combustible preperations	**3150**	**26**	**5868**	**48**
063602 Prepared explosive other than propellent powdr	251	2		
063604 Fireworks, signalling flares rain rockets			53	0
063605 Matches; other than pyrotechnic articles	55	0		
063606 Fero-cerium, pyrophoric alloys;	2843	24	5816	47
063700 Photographic or cinematographic goods	**2245367**	**18586**	**2360203**	**19305**
063701 Photographic plates & film flat etc.	2090333	17302	2216663	18130
063702 Photographic film in rolls	18977	157	21765	178
063703 Photographic paper, paper board etc.	8423	70	12475	102
063704 Photographic plates,film etc.	16663	141	1847	15

Import payments by countries /commodities Table-3.2 (Contd.)
(Four digit level HS code)

(First two digit section, second two digit chapter and last two digit indicate four digit level commodities)

(Amount in thousand)

HS Code - Countries/Commodities	2024 - 2025		2025 - 2026	
	Amount (BDT)	Amount (USD)	Amount (BDT)	Amount (USD)
063705 Photographic plates & film Exposed and Developed, other than Cinematographic film	78	1	132	1
063707 Chemical prep. for photographic use	110894	915	107322	878
063800 Miscellaneous chemical products	**37943379**	**313785**	**48682832**	**398081**
063801 Artificial graphite, colloidal etc.	54237	452	8867	72
063802 Activated carbon, animal black etc.	204749	1693	174418	1426
063804 Residual lyes from mfg of wood pulp	38175	316	98506	805
063805 Gum, wood/sulphate turpentine etc.	698	6	4158	34
063806 Rosin & resin acid;and derivatives etc.	48685	401	62940	515
063808 Insecticides, rodenticides etc.	20049177	165894	27048272	221182
063809 Finishing agents,dye carriers etc.	6656920	55124	7787603	63669
063810 Pickling preparations for metal surfaces etc.	419110	3473	383522	3135
063811 Anti-knock prep, oxidation inhibitors etc.	93315	768	113015	924
063812 Prepared rubber accelerators;	456905	3776	690613	5650
063812 Prepared rubber accelerators;compounds plasticisersfor rubber or plastics,notelsewhere specified or included;antioxidising preparations and other compound stabilisers for rubber or plastics	1436198	11880	1450353	11860
063813 Prep & charges fire-extinguisher	28645	237	22096	181
063814 Organic composites solvents & thinners	2391741	19598	1763457	14450
063815 Reaction initiator & accelerators	127735	1058	182096	1489
063816 Refractory cements, mortars etc.	364639	3029	580499	4747
063817 Mixed alkylbenzenes and mixed alkylnaphthalenes,other than those of heading 27.07 or 29.02	365639	3026	1689420	13795
063817 Mixed alkylbenzenes and mixed alkylnaphthalenes,other than those of heading 27.07 or 29.03	103674	850	42569	347
063818 Chemical elements use in electronics	26	0	1	0
063819 Hydraulic brake fluids	24868	207	42758	350
063820 Anti-freezing preparations	9088	75	10680	87
063821 Prepared culture media	4874	40	8756	71
063822 Diagnostic or laboratory reagents	942006	7793	1269203	10378
063823 Industrial monocarboxylic fatty acids;	33797	280	62656	511
063824 Prepared binders for foundry moulds;	3826619	31641	4885987	39939
063825 Residual products of chemical/allied ind.	171	1	781	6
063826 Biodiesel and mixtures thereof			2239	18
063827 Mixtures containing halogenated derivatives of methane, ethane or propane, nes or included	261687	2168	297369	2436
060000 Products of the chemical or allied industries	**3486**	**28**	**30546**	**249**
063400 Soap, organic surf-active agents, lubricating etc.	**3486**	**28**	**30546**	**249**
063402 Organic surfac-active agents	3486	28	30546	249
070000 Plastics & Rubber Articles Thereof	**122773295**	**1015138**	**148176145**	**1211244**
073900 Plastics and articles thereof	**108790732**	**899438**	**132410412**	**1082342**
073901 Polymers of ethylene, in primary forms	5597884	46197	9465079	77293
073902 Polymers/ propylen/olefin in primary forms	15652349	129104	25615058	209359
073903 Polymers of styrenein in primary forms	2092329	17295	3473687	28374
073904 Polymers of vinyl chloride etc. in primary	9232868	76269	13009742	106343

Import payments by countries /commodities Table-3.2 (Contd.)
(Four digit level HS code)

(First two digit section, second two digit chapter and last two digit indicate four digit level commodities)

(Amount in thousand)

HS Code - Countries/Commodities	2024 - 2025		2025 - 2026	
	Amount (BDT)	Amount (USD)	Amount (BDT)	Amount (USD)
073905 Polymers of vinyl acetate/ester in primary	651968	5398	687735	5624
073906 Acrylic polymers in primry forms	4020681	33274	5002090	40897
073907 Polyacetals in primary forms	4321819	35734	11860981	96916
073907 Polyacetals,other polyethers and epoxide resins,in primary forms;polycarbonates,alkyd resins,polyallylesters and other polyesters,in primary forms	11057231	91542	3088740	25270
073908 Polyamides in primary forms	1247661	10354	1171598	9581
073909 Amino-resins, in primary forms	4731989	39075	5658576	46252
073909 Amino-resins, phenolic resins and polyurethanes, in primary forms	2306127	19010	2009071	16420
073910 Silicons in primary forms	1304694	10798	1423720	11637
073911 Petroleum resins, in primary forms	597483	4942	569494	4658
073912 Cellulose & chemical dertives in primary	1330011	11004	1431619	11701
073913 Natural polymers, in primary forms	1145400	9475	1374458	11237
073914 Ion-exchangers based polymr primay	763682	6315	1038545	8493
073915 Waste,parings & scrap or plastic	64026	533	18720	153
073916 Monofilament , of plastics	150858	1250	443586	3625
073917 Tube, pipe & hoses etc of plastics	1968701	16310	1732538	14165
073918 Floor coverings of plastics	97574	808	99463	813
073919 Self-adhesive, plates, sheets etc of plastics	8188443	67794	7717170	63111
073920 Other plates,sheets,etc of plastic, non-cellular	11989304	99131	13106938	107174
073921 Other Plates, sheets etc. of plastics	6154258	50942	6778613	55431
073922 Baths,shower-baths, wash-basin etc.	696307	5746	581652	4755
073923 Artilces for the conveyance	3252817	26924	3513557	28726
073924 Tableware, kitchenware, of plastics	318569	2639	357195	2921
073925 Builders' wares of plastics n.e.s	144237	1203	241636	1976
073926 Other plastics & articles	9670970	80034	10876692	88927
073926 other articles of plastics and articles of other materials of heading Nos. 39.01 to 39.14	40495	335	62461	511
074000 Rubber and articles thereof	**13982563**	**115701**	**15765732**	**128902**
074001 Natural rubber, balata etc.	81300	679	67455	552
074002 Synthetic rub/factice deriv from oil	2079634	17175	2945327	24072
074003 Reclaimed rub in primary form	59509	492	96504	789
074004 Waste, parings & srap etc. of rubber	1823	15	4782	39
074005 Compound rubber, in primry form	261030	2154	342780	2803
074006 Other forms & article of rubber	18677	154	8425	69
074007 Vulcanised rubber thread & cord	301734	2488	410230	3354
074008 Plates, sheets etc. of vulcan rubber	255267	2113	291048	2379
074009 Tubes pipes & hoses etc.	197765	1638	221314	1810
074010 Conveyor/transmisions belts of rub	936471	7734	1267739	10365
074011 New pneumatic tyres, of rubber	6232068	51598	6188033	50603
074011 New pneumatic tyres,of rubber	127520	1055	280870	2295
074012 Retreaded/use pneumatic tyres	6430	53	15962	130
074013 Inner tubes, of rubber	62146	514	128196	1048
074014 Hygienic/pharmaceutical articles of rub	324718	2702	272267	2227

Import payments by countries /commodities Table-3.2 (Contd.)
(Four digit level HS code)

(First two digit section, second two digit chapter and last two digit indicate four digit level commodities)

(Amount in thousand)

HS Code - Countries/Commodities	2024 - 2025		2025 - 2026	
	Amount (BDT)	Amount (USD)	Amount (BDT)	Amount (USD)
074015 Articles of apparel & clothing accessories etc.	779815	6472	557896	4560
074016 Other articles of vulcanised rubber	2205569	18234	2650781	21675
074017 Hard rubber in all forms	51088	430	16124	132
080000 Raw Hides and Skins, Leather and Articles Thereof; Saddlery and Harness; Travel Goods, Handbags nad Similar Containers; Articles of Animal Gut	**8138162**	**67348**	**11054304**	**90361**
084100 Raw hides and skins and leather	**6022991**	**49850**	**8554485**	**69927**
084101 Raw hides & skins of bovine	22823	188	41298	337
084102 Raw skins sheep/lambs			1954	16
084103 Other raw hides & skins			50	0
084104 Tanned or crust hides & skins of bovine	328227	2691	905248	7398
084105 Tanned or crust hides & skins of sheep/lambs	859	7	8919	73
084106 Tanned or crust hides & skins of other animals	2181	18		
084107 Leather further prepared aft tann,of bovine	5198112	43057	6858431	56065
084112 Leather fur prepared aft tann, of sheep/lamb	128583	1058	482339	3942
084113 Leatrer fur prepared aft tann, other animals	249701	2062	210511	1721
084114 Chamois leather;patent leather	8832	73	12468	102
084115 Composition leather with basis of leather fibre	83673	694	33268	272
084200 Articles of leather; saddlery and harness, travel goods, handbags and similar containers; articles of animal gut	**2017429**	**16692**	**2335299**	**19089**
084201 Saddlery & harness,any animal	1194	10	3970	32
084202 Trunks, suit-case, vanity-case etc.	875100	7236	1028551	8410
084203 Articles/ composition of leather	1075763	8902	1227475	10031
084205 Other articles/ composition of leather	59466	493	66258	541
084206 Articles of gut not silk-worm gut	5906	50	9045	74
084300 Furskins and artificial fur, manufactures thereof	**97742**	**807**	**164519**	**1345**
084302 Tanned or dressed furskins heads, tails etc.	7772	64	54211	444
084303 Articles of app & other article of furskin	7802	64	3417	28
084304 Artificial fur & articles thereof	82168	678	106892	874
090000 Wood and Articles of Wood; Wood Charcoal; Cork and Articles of Cork; Manufactures of Straw, of Esparto or Other Plaiting Materials; Basketware & Wickerwork	**1100155**	**9106**	**1412041**	**11544**
094400 Wood and articles of wood; wood charcoal	**1090252**	**9024**	**1375527**	**11245**
094401 Fuel wood, in log,in billet,etc	635	5		
094402 Wood charcoal	14663	121	12184	99
094403 Wood in the rough	11330	95	25685	210
094404 Hoopwood; spilt pole; pile etc.			183	2
094405 Wood wool; wood flour	440	4		
094407 Wood sawn/chipped lengthwise sliced etc.	45066	372	60645	496
094408 Sheets for veneering	282402	2338	337059	2757
094409 Wood coniferous/non-coniferous	2179	18	60	0
094410 Particles & similar board	5858	48	6433	53
094411 Fibreboard of wood	165337	1366	206565	1689

Import payments by countries /commodities Table-3.2 (Contd.)
(Four digit level HS code)

(First two digit section, second two digit chapter and last two digit indicate four digit level commodities)

(Amount in thousand)

HS Code - Countries/Commodities	2024 - 2025		2025 - 2026	
	Amount (BDT)	Amount (USD)	Amount (BDT)	Amount (USD)
094412 Plywod veneered panels	171028	1416	145625	1191
094413 Densified wood ,in blocks plates etc.	12874	107	41576	340
094414 Wooden frames for paintings photo etc.	15285	127	4783	39
094415 Packing cases, boxes crates,etc. of wood	1507	13	1494	12
094416 Casks, barrels, etc.of wood			306	2
094417 Tools,tool bodies,etc of wood	39168	324	77525	634
094418 Builders joinery & carpentry of wood	46117	382	87073	711
094419 Tableware & kitchenware of wood	18379	151	21049	172
094420 Wood marquetry & inlaid wood	16710	138	19333	158
094421 Other articles of wood	241274	1997	327948	2680
094500 Cork and articles of cork	**5243**	**44**	**9497**	**78**
094501 Natural cork ,raw or simply prepared	2556	21	1648	13
094502 Natural cork debacked/roughly squared	223	2	213	2
094503 Articles of natural cork			5359	44
094504 Agglomerated cork and articlese	2465	21	2277	19
094600 Manufactures of straw, of esparto or of other plaiting materials; Basketware and wickerwork	**4660**	**38**	**27017**	**221**
094601 Plaits & similar products of plaiting materials	4253	35	26397	216
094602 Basketwork, wickerwork &other	406	3	620	5
100000 Pulp of wood or of other fibrous cellulosic material; recovered (waste and scrap) paper or paperboard; paper and paperboard and articles thereof	**41982707**	**347392**	**42934665**	**351037**
104700 Pulp of wood or of other fibrous cellulosic meterial; Recovered (Waste and scrap) paper or paperboard	**1236662**	**10274**	**191360**	**1565**
104703 Chemical wood pulp, soda/sulphate	1233737	10249	177164	1449
104706 Pulps of fibres derived from recovered	2913	24	12484	102
104707 Recovered paper/paperboard	12	0	1712	14
104800 Paper and paperboard; articles of paper pulp, of paper or of paperboard	**39172136**	**324121**	**41184857**	**336731**
104801 Newsprint, in rolls or sheets	450	4	7855	64
104802 Uncoated paper and paper board	1534953	12622	1663483	13605
104803 Toilet or facial tissue stock, towel/napkin etc.	50854	423	66707	546
104804 Uncoated craft paper & paperboard	657256	5460	424456	3471
104805 Other uncoated paper/paprboard	326908	2712	175546	1436
104806 Vegetable parchment greaseproof paper etc.	439134	3629	587459	4804
104807 Composite paper and paperboard	53658	440	35111	287
104808 Paper & paprboard, corrugated, creped,etc.	53532	443	57459	470
104809 Carbon paper, not printed, in rolls/sheets	300665	2489	321604	2627
104810 Paper and paperboard,coated	20583692	170427	20800011	170058
104811 Paper, paperboard, cellulose wadding etc.	5694247	47068	6180579	50528
104812 Filter blocks, slabs& plates of paper pulp	7876	64		
104813 Cigarette paper not cut to size	41718	345	104803	858
104814 Walpaper & similar wall coverings;	44688	369	46479	380
104816 Carbon paper, not put up in boxes	500941	4143	389745	3185
104817 Envelopes,letter cards, plain post card etc.	13370	111	6346	52

Import payments by countries /commodities Table-3.2 (Contd.)
(Four digit level HS code)

(First two digit section, second two digit chapter and last two digit indicate four digit level commodities)

(Amount in thousand)

HS Code - Countries/Commodities	2024 - 2025		2025 - 2026	
	Amount (BDT)	Amount (USD)	Amount (BDT)	Amount (USD)
104818 Toilet paper & similar paper etc.	144981	1201	210342	1718
104819 Cartons, boxes, cases, bags of paper	3538715	29300	3649945	29836
104820 Registers, a/c books,note books, etc	52958	439	92611	757
104821 Paper/board labels of all kind	3842181	31763	4227606	34574
104821 Paper/board labels of all kind Whether or nor printed	296969	2457	522260	4268
104822 Bobbins, spools, cops etc. of paper/ pulp	115058	956	613411	5018
104823 Other paper/board cellulose wadding etc.	877332	7256	1001038	8189
104900 Printed books, newspapers, pictures etc.	**1573909**	**12997**	**1558448**	**12741**
104901 Printed book,brochures,leaflets etc.	42090	349	73595	603
104902 Newspapers,journals & periodicals			1137	9
104903 Children's picture, colouring books	921	8	4921	40
104904 Music,printed or in manuscript	27	0	125	1
104905 Maps & hydrographic of all kinds	1861	15	2486	20
104906 Plans & drawing architectural etc.	4	0		
104907 Unused postage,revenue stamps etc	282732	2320	330622	2700
104908 Transfers (decalcomanias)	1044661	8633	1054307	8621
104909 Printed or illustrated postcards	1580	13	677	6
104910 Calendars of any kind, printed	558	5	2378	19
104911 Other printed mattrer	199475	1655	88200	722
110000 Textiles & Textile Articles	**949513622**	**7855213**	**926580628**	**7576264**
115000 Silk	**59822**	**496**	**29370**	**240**
115002 Raw silk (not thrown)	24840	204	22586	185
115003 Silk waste			631	5
115004 Silk yarn not putup for retail sale			3291	27
115005 Yarn spun from silk waste not retail sale			1279	10
115006 Silk yarn & yarnspun from silk waste			285	2
115007 Woven fabrics silk or silk waste	34981	292	1298	11
115100 Wool, fine or coarse animal hair; woven fabric	**8799959**	**72758**	**8902625**	**72785**
115101 Wool not carded or combed	34928	291		
115102 Fine/coarse animal hair not carded or combed	38808	318	70355	578
115103 Waste of wool /fine/coarse animl hair			373	3
115105 Wool & fine/coarse hair, carded or combed	71798	595	68881	562
115106 Yarn of carded wool not retail sale	3033951	25131	2003444	16376
115107 Yarn of combed wool not retail sale	3568811	29460	4954027	40498
115108 Yarn of fine anim hair ,carded or combed	533998	4437	427903	3499
115109 Yarn of wool/fine animl hair for retail sale	176562	1469	94958	777
115111 Woven fabrics of carded wool/fine animal hair	287185	2369	259156	2117
115112 Woven fabrics combed wool/fine animal hair	1045030	8612	1017660	8328
115113 Woven fabrics of coarse animal hair	8888	74	5868	48
115200 Cotton	**261651207**	**2164854**	**248207185**	**2029533**
115201 Cotton not carded or combed	647075	5391	314755	2577
115202 Cotton waste	155	1	29337	240
115203 Cotton carded or combed	114017	945	26769	219

Import payments by countries /commodities Table-3.2 (Contd.)
(Four digit level HS code)

(First two digit section, second two digit chapter and last two digit indicate four digit level commodities)

(Amount in thousand)

HS Code - Countries/Commodities	2024 - 2025		2025 - 2026	
	Amount (BDT)	Amount (USD)	Amount (BDT)	Amount (USD)
115204 Cotton sewing thread	251654	2082	301626	2465
115205 Cotton yarn , cont 85%+ weg cotton	14896842	123305	14492197	118535
115206 Cotton yarn, less than 85% weg cotton	7035215	58261	8284043	67738
115207 Cotton yarn other than sewing thread	46875	387	164596	1347
115208 Woven fabrics of cotton ,>= weg 85%+ , 200g/m.sq.	64305557	532139	55832234	456521
115209 Woven fabrics of cotton ,>= weg 85%+ , > 200g/m.sq.	72858041	602642	78508692	641839
115210 Woven fabrics of cotton ,> weg 85%+ , 200g/m.sq.	21302768	176094	18190119	148753
115211 Woven fabrics of cotton ,> weg 85%+ , > 200g/m.sq.	73207446	605903	64065053	523885
115212 Other woven fabrics of cotton	6985563	57706	7997764	65414
115300 Other vegetable textile fibres; paper yarn etc.	**53435543**	**441133**	**46494625**	**380010**
115301 Flax raw/processed but not spun			59759	487
115302 True hemp raw/processed but not spun	19084	158	9943	81
115303 Jute & other textile fibres	8059	66	3834	31
115306 Flax yarn	1725721	14262	1957493	16008
115307 Yarn of jute			2120	17
115308 Yarn ot veg text fbr, paper yrn	11883	99	2088	17
115309 Woven fabrics of flax	51422587	424490	44308170	362130
115310 Woven fabrics of jute	129434	1071	23305	191
115311 Woven febrics of other veg text	118775	987	127914	1047
115400 Man-made filaments	**160352684**	**1326889**	**147870215**	**1209009**
115401 Sewing thread of man-made filaments	5133478	42417	4272574	34932
115402 Synthetic filament yarn	54241883	448869	50097965	409625
115403 Artificial filment yarn	14619975	120976	14394044	117686
115404 Synthetic monofilament	542975	4485	550345	4501
115405 Artificial monofilament	20188	169	3678	30
115406 Man-made filament yarn	21353	175	14419	118
115407 Woven fabrics of synthetic filament yrn	84976807	703212	77953295	637347
115408 Woven fabrics of art fila yrn	796025	6586	583895	4770
115500 Man-made staple fibres	**153617748**	**1270418**	**149068693**	**1218757**
115501 Synthetic filament tow	427130	3532	527944	4319
115502 Artificial filament tow	759610	6255	848879	6940
115503 Synthetic stable fibres, not carded, combed	9525036	78765	8025488	65623
115504 Artificial staple fibres, not carded, combed	9470812	78240	11871444	97041
115505 Waste of man-made fibres	12	0	34275	280
115506 Synthetic staple fibres, carded, combed	367490	3019	1291999	10557
115507 Artificial staple fibres, carded, combed	4161	35		
115508 Sewing thread man-made staple fibres	216045	1788	163886	1341
115509 Yarn synthetic staple fibres	44872258	371606	44135728	360972
115510 Yarn of artificial staple fibres	3533687	29320	4007814	32765
115511 Yarn man made staple fibres	24318	200	25198	206
115512 Woven fabrics of synth stap fibres, cont > 85%	1566768	12994	1385876	11336
115513 Woven fabrics of synth stap fibres, weg 170 g/m.sq.	18588013	153810	18029666	147389

Import payments by countries /commodities Table-3.2 (Contd.)
(Four digit level HS code)

(First two digit section, second two digit chapter and last two digit indicate four digit level commodities)

(Amount in thousand)

HS Code - Countries/Commodities	2024 - 2025		2025 - 2026	
	Amount (BDT)	Amount (USD)	Amount (BDT)	Amount (USD)
115514 Woven fabrics of synth stap fibres, weg > 170 g/m.sq.	8090235	66933	7193075	58834
115515 Other woven fab Synthetic stap fibres	17741840	147081	18778283	153615
115516 Woven fabrics artificial staple fibres	38430332	316839	32749140	267542
115600 Wadding, felt and nonwovens; special yarns etc.	**13404555**	**110939**	**13888427**	**113569**
115601 Wadding text mterials fibre & articles	545497	4514	528428	4321
115602 Felt, coated,covered/laminated	300751	2491	369823	3022
115603 Nonwovens, coated,covered/laminated	6606448	54648	6826792	55822
115604 Rubber thread cord, textile covered,etc	683901	5659	887611	7255
115605 Metalised yarn	1166579	9650	1170626	9576
115606 Gimped yarn	1519921	12631	1108832	9071
115607 Twine, cordage, cbles etc.	2393199	19789	2837335	23202
115608 Knotted netting of twine, cordage etc	98781	818	75465	617
115609 Artificial yarn, strip, twine etc. n.e.s.	89479	738	83514	683
115700 Carpets and other textile floor coverings	**391511**	**3229**	**495779**	**4051**
115701 Carpets & other text floor coverings ,knotted	6334	53	9002	74
115702 Carpets & other text floor coverings ,woven	1075	9	2663	22
115703 Carpets & other text floor coverings ,tuffed	121126	1000	98669	807
115704 Carpets & other text floor coverings ,felt	23668	196	10318	84
115705 Other carpets & other text floor coverings	239308	1971	375128	3065
115800 Special woven fabrics; tufted text. Fabrics; lace; tapestries; trimmings; embroidery	**47712499**	**394920**	**50172883**	**410237**
115801 Woven pile & chenille fabrics	12931707	107299	14464701	118306
115802 Tery towelling & similar terry fabrics	45310	377	32922	269
115803 Gauze other than narrow fabrics	781977	6438	2209173	18036
115804 Tulles & other net fabrics	8265340	68383	7984734	65271
115805 Hand-wovn tapestries type gobelins	27306	225	58808	480
115806 Narrow woven fabrics	18151290	150101	17276482	141259
115807 Labeles, badges & similar articles text	4093044	33860	4584739	37494
115808 Braids in the pieces etc.	116806	967	99980	818
115809 Woven fabrics metal thread	22601	187	199148	1634
115810 Embroidery in the piece, in strips	2206147	18212	2293383	18744
115811 Quilted text. Prodt. in piece, composed	1070971	8871	968814	7925
115900 Impregnated, coated, covered textile fabrics etc.	**43218571**	**357425**	**46110640**	**377027**
115901 Textile fabrics coated with gum	415306	3438	343979	2811
115902 Tyre cord fabrics	1405519	11653	1367340	11183
115903 Tex fabrics impregnated,coated etc	37029792	306246	39176168	320334
115904 Linoleum, floor covering etc			28	0
115905 Textile wall covering	283	2	403	3
115906 Rubberised text fabrics	687872	5682	1012214	8271
115907 Text fabrics otherwise impregnated, coated etc	2806006	23182	2988393	24434
115908 Text wicks, woven, for lamps, stoves etc	110	1	211	2
115909 Text hosepiping & similr tex tubing	224645	1861	136269	1115
115910 Transmission/conveyor belts, of text mtrl	76917	634	54711	448
115911 Text products & artcles	572121	4726	1030924	8425

Import payments by countries /commodities Table-3.2 (Contd.)
(Four digit level HS code)

(First two digit section, second two digit chapter and last two digit indicate four digit level commodities)

(Amount in thousand)

HS Code - Countries/Commodities	2024 - 2025		2025 - 2026	
	Amount (BDT)	Amount (USD)	Amount (BDT)	Amount (USD)
116000 Knitted or crocheted fabrics	**200165832**	**1656719**	**207787311**	**1699297**
116001 Pile fabrics	51599732	427684	56076718	458752
116002 Knitted or crochetd fabrics, wegt 5%+ of rub. thread	115414	954	110440	903
116003 Knitted or crochetd fabrics, not exd.30 cm	434919	3565	184155	1507
116004 Knitted or crochetd fabrics, exd.30 cm	66921609	553707	72430139	592220
116005 Wrap knit fabrics	4864966	40227	5463006	44652
116006 Other knitted or crochet fabrics	76229192	630581	73522852	601263
116100 Articles of apparel & cloth accessories, knitted/crocheted	**1266501**	**10457**	**1725676**	**14107**
116101 Men/boys overcoats, car-coat etc	6417	53		
116103 Men/boys suits, jakets etc	24624	205	39017	319
116104 Women/girls suits, jacket etc	4694	38	447	4
116105 Men/boys shirts knitted/crochetd	6560	54	5845	48
116106 Women/girls blouses, shirts etc	15	0	2858	23
116107 Men/boys underpants, briefs, gowns etc.	22029	182	63265	517
116108 Women/girls slips petticoats, briefs etc	49	0	16181	132
116109 T-shirt singlets & other vests	189185	1556	178398	1457
116110 Jerseys, pullovers,cardigans etc.	5642	47	10182	83
116111 Babies garment & cloth accessories	36882	305	89194	729
116112 Track suits, ski suit & swimwear	1	0	2780	23
116113 Garments, made up of knitt. / crocheted	124	1		
116114 Other garmnts, knitt or crocheted	14906	123	867	7
116115 Panty, hose, tights, socks etc.	53236	442	70244	574
116116 Gloves, mittens & mitts	181403	1506	119991	982
116117 Other made up clothing accessories	720733	5947	1126405	9208
116200 Articles of apparel & cloth accessories, not knitted/crocheted	**4771767**	**39484**	**5026251**	**41092**
116201 Men/boys overcoats, car-coat etc	7478	61	21716	177
116202 Women/girls over-cat,car-coat etc	511	4	580	5
116203 Men/boys suits, jakets etc	102610	852	181536	1485
116204 Women/girls suits, jacket etc	8739	73	5667	46
116205 Men/boys shirts not knitted/crochetd	146	1	7363	60
116206 Women/girls blouses, shirts etc			90	1
116207 Men/boys singlets & vest, slips etc	3709	31	5236	43
116208 Womn/girls singlets & other vest, slips etc.	750	6	271	2
116209 Babies garments & clothing acesories	129049	1064	158942	1300
116210 Garment, made up of fabrics	321704	2630	7520	61
116211 Track suits,ski-suits, swimwear etc	5417	45	5918	48
116212 Brassieres, girdels, corsets etc	2257468	18694	2746650	22454
116213 Handkerchiefs	6958	58	5306	43
116214 Shawis, scarves, muflers etc	106901	886	122952	1006
116215 Ties, bow ties and cravats	296423	2457	378314	3094
116216 Gloves, mittens & mitts	13613	113	2957	24
116217 Other made up cloth acesor & parts of garmt	1510290	12509	1375234	11242
116300 Other made up textile articles; sets; worn clothing and worn textile articles; rags	**665424**	**5493**	**800949**	**6550**
116301 Blankets and traveling rugs	46750	385	44170	362

Import payments by countries /commodities Table-3.2 (Contd.)
(Four digit level HS code)

(First two digit section, second two digit chapter and last two digit indicate four digit level commodities)

(Amount in thousand)

HS Code - Countries/Commodities	2024 - 2025		2025 - 2026	
	Amount (BDT)	Amount (USD)	Amount (BDT)	Amount (USD)
116302 Bed, table, toilet & kitchen linen	119525	989	128120	1048
116303 Curtans & interior blinds etc	9201	76	10827	89
116304 Other furnishing artcles	21724	179	12980	106
116305 Sacks & bags use for packing goods	31169	257	76303	626
116306 Tarpaulins,tents, sails etc	23338	192	28256	231
116307 Other made up articles incl dress patterns	393028	3244	465782	3807
116308 Set consisting of woven fabric & yarn			2637	22
116309 Worm clothing & other worm artcles	20689	170	31728	259
116310 Use/new rags, rope cordage etc			148	1
120000 Footwear,Hradgear, Umbrellas, Sun Umbrellas, Walking Sticks, Seat-Sticks, Whips, Riding-Crops and Parts Thereof Etc	**23759569**	**196617**	**26193942**	**214190**
126400 Footwear, gaiters and the like; parts of such articles	**21518378**	**178072**	**22391047**	**183100**
126401 Waterproof footwear	114739	955	113016	924
126402 Other footwear, outer soles & uppers rubber	678192	5596	773935	6330
126403 Footwear with soles of rubber, plastics etc.	359557	2972	338348	2768
126404 Footwear outer soles rubr/lathr etc	14113	117	17339	142
126405 Other footwear	476614	3935	376306	3077
126406 Parts of footwear	19875163	164498	20772103	169859
126500 Headgear and parts thereof	**170744**	**1417**	**344075**	**2814**
126501 Hat-forms, hat bodies & hoods of felt etc	20207	168	26690	218
126502 Hat-shapes	216	2		
126504 Hats and other headgear, not lined	109	1	5565	45
126505 Hat and other headgear knitted/croched	46751	388	83796	685
126506 Other headgear, not lined	56204	465	135275	1106
126507 Head-bands, linings, covers etc	47258	393	92749	758
126600 Umbrellas, sun umbrellas, walking-sticks, seat-sticks, whips, riding-crops and parts thereof	**721331**	**5957**	**825773**	**6746**
126601 Umbrella and sun umbrellas, etc	77178	637	106186	868
126602 Walking-sticks, seat-sticks etc.	11516	96	11541	94
126603 Parts, trimmings & accessories	632637	5224	708045	5784
126700 Prepared feathers and down and articles made of feathers; artificila flowers; articles of human hair	**1349116**	**11171**	**2633046**	**21530**
126701 Skins and other parts of birds	225258	1861	338848	2771
126702 Artificial flowers folige etc.	271097	2239	329719	2696
126703 Humn hair, dressed, thinned etc.	847498	7027	1959848	16025
126704 Wigs, false beards, eyebrows etc.	5262	44	4631	38
130000 Articles of Stone, Plaster, Cement, Asbestos, Mica or Similar Materials; Ceramic Products; Glass and Glassware	**17732170**	**146676**	**17711254**	**144825**
136800 Articles of stone, plaster, asbestos, mica etc.	**3139046**	**25968**	**3735778**	**30550**
136801 Setts, curbstones & flagstones, naturl	4585	38	1843	15
136802 Worked monumental buildg stone etc.	62031	514	72657	594
136803 Worked slate & articlese of slate	267	2	273	2
136804 Millstone, grindstone, grinding wheel etc.	2072522	17132	2146416	17548
136805 Natural/art abrasive powder/grain	538660	4464	600313	4908
136806 Slag wool, rock wool etc.	217074	1795	182955	1495

Import payments by countries /commodities Table-3.2 (Contd.)
(Four digit level HS code)

(First two digit section, second two digit chapter and last two digit indicate four digit level commodities)

(Amount in thousand)

HS Code - Countries/Commodities	2024 - 2025		2025 - 2026	
	Amount (BDT)	Amount (USD)	Amount (BDT)	Amount (USD)
136807 Articles asphalt/smilr materials	13729	113	21875	179
136808 Panels, boards, tiles, blocks etc.	13502	112	13342	109
136809 Articles plaster/compositions	22080	183	30731	251
136810 Articles cement, concrete etc.	10843	90	400212	3281
136811 Articles asbestos-cement,cellulose, etc.	8034	66	10831	89
136812 Fabricated asbestos fibres	20738	173	16591	136
136813 Friction material & articles	97808	813	146126	1194
136814 Worked mica and articles of mica	4097	34	3893	32
136815 Articles of stone/other mineral lsubs	53076	440	87719	718
136900 Ceramic products	**4883292**	**40369**	**4790787**	**39188**
136901 Bricks, blocks, tiles etc.	1292	11	958	8
136902 Refractory bricks, blocks, tiles etc.	1404141	11585	1194080	9769
136903 Other refractory ceramic goods	1127877	9322	1237178	10120
136904 Ceramic building bricks, flooring blocks etc.	1433	12	4540	37
136905 Roofing tiles, chimney-pots etc.	23967	198	28378	232
136906 Ceramic pipes, pipe fittings etc.	5269	44	1459	12
136907 Unglazed ceramic flags, wall tiles etc.	1699576	14068	1535078	12556
136909 Ceramic wares for lab, chemical uses etc.	40882	339	40870	334
136910 Ceramic sinks, wash basins etc.	540061	4471	707741	5790
136911 Tableware, kitchenware, etc., of porcelain/china	5922	49	7818	64
136912 Tableware, etc., not porcelain/china	4201	35	8856	73
136913 Statuettes & other ornamental ceramic art	14707	121	16891	138
136914 Other ceramic articles	13964	116	6940	57
137000 Glass and glassware	**9709832**	**80339**	**9184689**	**75087**
137001 Cullet & other waste & scrap of glass etc.	352579	2936	30281	248
137002 Glass in balls,rods, unworked	271744	2253	310798	2540
137003 Cast glass, rolled glass, etc.	145440	1203	152555	1248
137004 Drawn glass, blown glas, etc.	62559	517	82460	674
137005 Float glass, polished glass, etc.	426840	3558	174304	1427
137006 Glass bent, edge-worked, etc.	62091	514	104036	852
137007 Safety glass, laminated glass, etc.	3083008	25464	2758551	22543
137008 Mltiple-walled insulating units of glass	248154	2053	309517	2530
137009 Glass mirrors, rear-view mirrors	343071	2838	294457	2409
137010 Carboys, bottles, flasks, jar etc.	1825122	15098	2023595	16544
137011 Glass envelopes, open & glass parts etc.	1169	10		
137013 Glassware of table, kitchn, toilt etc.	470622	3892	353735	2892
137014 Signalling glassware & optical elements	161483	1332	69838	571
137015 Clock/watch glasses etc.	1823	15	1927	16
137016 Paving blocks, slabs, bricks, tiles etc.	149636	1237	198148	1620
137017 Lab,hygnic/pharmaceautical glassware	53668	446	55178	451
137018 Glass beads imitation pearls etc.	893227	7397	942085	7703
137019 Glass fibres & articles;	1020406	8440	1122106	9171
137020 Other articles of glass	137190	1136	201116	1647

Import payments by countries /commodities Table-3.2 (Contd.)
(Four digit level HS code)

(First two digit section, second two digit chapter and last two digit indicate four digit level commodities)

(Amount in thousand)

HS Code - Countries/Commodities	2024 - 2025		2025 - 2026	
	Amount (BDT)	Amount (USD)	Amount (BDT)	Amount (USD)
140000 Natural or Cultured Pearls, Precious or Semiprecious Stones, Precious Metals, Metals Clad with Precious Metal and Articles Thereof; Imitation Jewellery; Coin	**225062**	**1855**	**289814**	**2370**
147100 Natural or Cultured Pearls, Precious or Semiprecious Stones, Precious Metals, Metals Clad with Precious Metal and Articles Thereof; Imitation Jewellery; Coin	**225062**	**1855**	**289814**	**2370**
147101 Pearls, natural or cultured etc.	1879	15	338	3
147103 Precious & semi-precious stone	4996	41	1628	13
147105 Dust & powder of precious & semi-precious stone	4	0	207	2
147106 Silver unwrought, in powder form			128	1
147108 Gold unwrught, in powder form	69	1		
147113 Articles of jwellry & parts threof	17934	147	9417	77
147115 Other articles of precious metals	6389	53	4100	34
147116 Articles of natural / cultured pearls	53	0	9049	74
147117 Imitation jewellery	193740	1597	264947	2166
150000 Base Metals & Articles of Base Metal	**155931221**	**1289650**	**153470782**	**1254825**
157200 Iron and Steel	**82487071**	**682678**	**78437471**	**641323**
157201 Pig iron , in primary form			3090	25
157202 Ferro-alloys	68542	570	20154	165
157203 Ferrous products	224210	1847	14764	121
157204 Ferrous waste & scrap	1975971	16374	340649	2786
157205 Granules & powder, of pig iron	69812	579	54936	449
157206 Iron & non-alloy steel in ingots			2578	21
157207 Semi-finished products of iron			1043477	8571
157208 Flat-rolled prodt, >= width 600 mm, hot-rolled	28272915	234106	29900513	244408
157209 Flat-rolled prodt, >= width 600 mm, cold-rolled	2984458	24785	1812652	14826
157210 Flat-rolled prodt, >= width 600 mm, clad,plated	7913812	65485	8033976	65661
157211 Flat-rolled prodt, width 600 mm,not clad,plated	1808377	14955	1263444	10331
157212 Flat-rolled prodt, width 600 mm, clad,plated	9840436	81290	9814628	80228
157213 Bars & rods, hot-rolled, of iron	5134108	42560	3733305	30528
157214 Other bars & rods, hot-rolled, of iron	152309	1252	233224	1907
157215 Other bars & rods, cold formed, of iron	76150	630	30113	246
157216 Angles,shpes & sections of iron	1338820	11096	990350	8099
157217 Wire of iron or non-aloy steel	1990327	16426	1519217	12425
157218 Stainless steel in ingots; semi-finished			3138	26
157219 Flat-rolled prodt of stainless steel >= width 600mm	12344259	102140	12795152	104661
157220 Flat-rolled prodt of stainless steel width 600mm	1104697	9135	1187635	9711
157221 Bars & rods, of stainless steel	50	0	2369	19
157222 Other bars & rods, of stainless steel	2257669	18639	2101134	17189
157223 Wire of stainless steel	313582	2600	361011	2951
157224 Other alloy steel,in primary form			260	2

Import payments by countries /commodities Table-3.2 (Contd.)
(Four digit level HS code)

(First two digit section, second two digit chapter and last two digit indicate four digit level commodities)

(Amount in thousand)

HS Code - Countries/Commodities	2024 - 2025		2025 - 2026	
	Amount (BDT)	Amount (USD)	Amount (BDT)	Amount (USD)
157225 Flat-rolled prodt, of other alloy steel >= width 600mm	2875879	23826	1892702	15477
157226 Flat-rolled prodt, of other alloy steel width 600mm	42417	354	56128	458
157227 Bars & rods, of other alloy steel	353008	2916	261600	2140
157228 Other bars & rods, of other alloy steel	1285668	10617	900094	7357
157229 Wire of other alloy steel	59594	495	65180	533
157300 Articles of Iron and Steel	**23734124**	**196086**	**22897878**	**187294**
157301 Sheet piling of iron / steel	1487790	12269	1121272	9180
157302 Railway or tramway track,of iron /steel	118988	990	48997	400
157303 Tubes, pipes etc. of cast iron	2626	22	3926	32
157304 Tubes, pipes etc. other than cast iron	2183333	18028	3296765	26940
157305 Other tubes, pipes, having circular cross-sections	29292	246	273229	2241
157306 Other tubes, pipes & hollow profiles	1184392	9827	810472	6627
157307 Tubes/ pipes fittings of iron / steel	2219493	18291	1911124	15641
157308 Structures & parts of structures	4480316	36964	3570896	29226
157309 Reservoirs, tanks, vats etc.	394180	3239	352004	2877
157310 Tanks, casks, drums etc.	161638	1334	494000	4038
157311 Containers for compressed	360807	2976	172233	1410
157312 Stranded wire, ropes, cables etc.	490389	4044	550647	4503
157313 Barbed wire of iron / steel	2609	22	4370	36
157314 Wire,expanded metal of iron / steel	109901	909	187527	1534
157315 Chain and parts, of iron/steel	1024276	8480	1237004	10117
157316 Anchors, grapnels,parts	56094	461	77099	631
157317 Nails,tacks,drawing pins etc.	590491	4900	351945	2878
157318 Screws,bolts,nuts, etc.	2958811	24482	2927668	23943
157319 Sewing/knitting needles, etc.	193147	1599	206492	1690
157320 Springs &leaves for springs	370937	3067	206205	1687
157321 Stoves, ranges,cookers etc.	1753068	14484	1663409	13606
157322 Radiators for central heating	10656	88	3279	27
157323 Table,kitchen articlese,of iron	661897	5466	857432	7011
157324 Sanitary ware & parts, of iron/ steel	425554	3518	475446	3888
157325 Other cast articles,of iron or stl	87633	728	87658	717
157326 Other articles of iron or steel	2375805	19651	2006780	16415
157400 Copper and Articles Thereof	**16862510**	**139091**	**18408055**	**150442**
157401 Copper mattes; cement copper			316	3
157402 Unrefined, copper anodes	17814	146	20309	166
157403 Reifned ,coper alloys.	5773242	47316	8321151	67993
157404 Copper waste and scrap			1996	16
157405 Master alloys of copper	1342	11		
157406 Copper powder and flakes	13778	114	23092	189
157407 Copper bars,rods refined profiles	71792	594	81965	670
157408 Copper wire	2529443	20964	2116633	17301
157409 Copper plates, sheets & strip	2773696	22973	2379251	19453
157410 Copper foil, backed/not backed	172652	1439	202648	1655
157411 Copper tubes and pipes	4755969	39298	4557415	37248

Import payments by countries /commodities Table-3.2 (Contd.)
(Four digit level HS code)

(First two digit section, second two digit chapter and last two digit indicate four digit level commodities)

(Amount in thousand)

HS Code - Countries/Commodities	2024 - 2025		2025 - 2026	
	Amount (BDT)	Amount (USD)	Amount (BDT)	Amount (USD)
157412 Copper tube or pipe fittings	150078	1249	67215	550
157413 Stranded wire, cables etc.of copper	26904	224	50698	413
157415 Nails, tacks, drawing pins, of copper etc.	413546	3425	404193	3304
157418 Table, kitchen articlese, of copper	7949	66	15261	125
157419 Other articles of copper	154303	1272	165912	1357
157500 Nickel and Articles Thereof	**71818**	**595**	**41839**	**342**
157502 Unwrought nickel	542	5	950	8
157504 Nickel powders and flakes	712	6	735	6
157505 Nickel bars, rods, profile & wire	2596	21	1563	13
157506 Nickel plates, sheets, strip & foil	38717	319	3978	32
157507 Nickel tubes, pipes & fittings	28457	237	33379	273
157508 Other articles of nickel	794	7	1234	10
157600 Aluminium and Articles Thereof	**14927537**	**123612**	**15205001**	**124308**
157601 Unwrought aluminium	207558	1729	9747	79
157602 Aluminium waste and scrap	3601	30	15456	127
157603 Aluminium powders and flakes	9387	78	15	0
157604 Aluminium bars, rods & profiles	978853	8108	1381994	11308
157605 Aluminium wire	456675	3777	374073	3059
157606 Aluminium plates, sheets, strip	3629258	30075	4323123	35345
157607 Aluminium foil, backed/not backed	6668288	55188	5875045	48027
157608 Aluminium tubes and pipes	1131877	9366	1226941	10029
157609 Aluminium tube & pipe fittings	12014	101	12800	105
157610 Aluminium structures & parts	98057	811	73964	604
157610 Aluminium,tube or pipe fittings (for example,couplings,elbows,sleeves)	494142	4098	526686	4301
157611 Aluminium reservoirs, tank, etc.	625	5	2765	23
157612 Aluminium cask, drum, cans, boxes, etc.	134769	1114	324713	2655
157613 Aluminium containers for compressed	32338	269	48858	399
157614 Stranded wire, cable of aluminium	105456	885	323682	2649
157615 Table, kitchen articles etc. of aluminium	147503	1218	192388	1572
157616 Other aluminium articles	817139	6760	492751	4028
157800 Lead and articles thereof	**423079**	**3486**	**30251**	**247**
157801 Unwrought lead	420204	3462	24637	201
157804 Lead plates, sheets, strip & foil	265	2	1527	12
157806 Other lead articles	2610	22	4086	33
157900 Zinc and articles thereof	**408559**	**3383**	**683272**	**5585**
157901 Unwrought zinc	206051	1705	515080	4210
157902 Zinc waste and scrap	19	0		
157903 Zinc dust,powders and flakes	521	4	1849	15
157904 Zinc bars, rods,profiles and wire	33064	273	52487	429
157905 Zinc plates, sheets, strip & foil	163279	1354	107140	877
157907 Other articles of zinc	5625	46	6716	55
158000 Tin and articles thereof	**22552**	**186**	**58086**	**476**
158001 Unwrought tin	16806	139	57390	470
158003 Tin bars, rods, profiles and wire	5406	45	235	2
158007 Other articles of tin	339	3	461	4

Import payments by countries /commodities Table-3.2 (Contd.)
(Four digit level HS code)

(First two digit section, second two digit chapter and last two digit indicate four digit level commodities)

(Amount in thousand)

HS Code - Countries/Commodities	2024 - 2025		2025 - 2026	
	Amount (BDT)	Amount (USD)	Amount (BDT)	Amount (USD)
158100 Other base metals; cermets; articles thereof	**115681**	**959**	**162605**	**1330**
158101 Tungsten and articles;	7188	60	1712	14
158102 Molybdenum and articles;	2447	20	2030	17
158103 Tantalum and articles;	155	1		
158104 Magnesium and articlese;	71207	589	123236	1008
158105 Cobalt mattes;			581	5
158108 Titanium and articles;	1096	9	5946	49
158110 Antimony and articles;	17609	147	20601	169
158111 Manganese and articles;			2575	21
158112 Beryllium, chromium, germanium etc.	15980	133	5897	48
158113 Cermets and articles;			26	0
158200 Tools, implements, cutlery, spoons and forks, of base metal; parts thereof of base metal	**3491434**	**28872**	**3581002**	**29285**
158201 Hand tools	354580	2930	272267	2226
158202 Hands saws, blades saws etc.	264610	2192	322292	2635
158203 Files, rasps, pliers, etc.	194876	1612	247713	2026
158204 Hand-operated spanners & wrenches	376737	3115	441671	3613
158205 Hand tools n.i.e	501035	4145	540766	4423
158206 Tools of two or more, in sets	8041	66	12022	98
158207 Interchangeable tools, for hand tools	620193	5143	564748	4617
158208 Knives & cutting blades	502957	4155	490853	4013
158209 Plates, sticks, tips, like tools	10904	90	11147	91
158210 Hand-operated mechanical appliances	9721	80	15668	128
158211 Knives with cutting blades	132177	1085	99538	814
158212 Razors and razor blades	44279	366	16360	134
158213 Scissors, tailors shears & blades	90699	750	97902	801
158214 Other articles of cutlery	126351	1046	149486	1223
158215 Spoons, forks, ladles, skimmers etc.	254274	2099	298570	2442
158300 Miscellaneous articles of base metal	**13386855**	**110702**	**13965322**	**114193**
158301 Padlocks & locks, of base metal	2199979	18201	1709416	13983
158302 Base metal mountings,fittings & articles etc.	2642681	21858	2738098	22392
158303 Armoured safes, strong boxes, doors etc.	35603	295	31460	257
158304 Filing cabinet, card-index etc.	7345	61	9416	77
158305 Fittings for loose-leaf binders, letter clips etc.	187934	1552	219474	1795
158306 Bells, gongs & the like etc.	121138	1001	152855	1251
158307 Flexible tubing of base metal	54007	449	47704	390
158308 Clasps, frames, hooks etc.	6846666	56604	7663866	62659
158309 Stoppers, caps & lids of base metal	515003	4257	591006	4830
158310 Sign-plates, name-plates, address-plate etc.	263928	2180	287216	2348
158311 Wire, rods, tubes plates, of base metal	512571	4244	514812	4210
160000 Machinery & mechanical appliances; electrical equipment;	**1327**	**11**	**654982**	**5379**
168500 Electrical machinery and equipment and parts	**1327**	**11**	**654982**	**5379**
168526 Radar apts,radio remote,etc apts	1327	11	654982	5379

Import payments by countries /commodities Table-3.2 (Contd.)
(Four digit level HS code)

(First two digit section, second two digit chapter and last two digit indicate four digit level commodities)

(Amount in thousand)

HS Code - Countries/Commodities	2024 - 2025		2025 - 2026	
	Amount (BDT)	Amount (USD)	Amount (BDT)	Amount (USD)
160000 Machinery and mechanical appliances; electrical equipment; parts thereof; soundrecorders and reproducers, television image and soundrecorders and reproducers; and parts and accessories of such articles	**456504088**	**3779995**	**479770322**	**3922715**
168400 Nuclear reactors, boilers, machinery and mechanical appliances; parts thereof	**243095823**	**2012232**	**251643143**	**2057590**
168401 Nuclear reactors; fuel elements etc.			765	6
168402 Steam /other vapour generating boilers	3518106	29196	1551484	12689
168403 Central heating boilers	416264	3483	15638	128
168404 Auxiliary plant for use with boilers	139289	1146	251887	2057
168405 Producer gas/water gas generators	476720	3948	175491	1435
168406 Steam turbines & other vapour turbines	1092912	9131	572556	4672
168407 Spark-ignition/rot piston engines	498664	4085	170159	1391
168408 Compression-ignition piston engin	3194649	26489	3431310	28055
168409 Parts spark-ignition pistn engin	2583674	21400	2297685	18781
168410 Hydraulic turbines, water wheels	6274	51	25	0
168411 Turbo-jet turbo-propellers etc.	319835	2694	102689	838
168412 Other engines and motors	165039	1360	202705	1657
168413 Pumps for liquids	16092952	133135	14965929	122333
168414 Air/vacum pumps, gas compressors & fans	14784751	122112	13393482	109456
168415 Air conditioning machines	5502046	45510	8214361	67142
168416 Furnace burners for liquid fuel,etc.	37511	312	38856	318
168417 Industrial/lab furmaces & oven etc.	796349	6581	730522	5973
168418 Refrigerators,freezers & othr	3606519	29836	4667933	38137
168419 Machinery, plant/ lab equipments etc.	3760364	31211	4200016	34391
168420 Calendering/other roling machines	123863	1024	101299	829
168421 Centrifuges, filtering machinery rtc.	4526594	37565	6154405	50329
168422 Dish washing machines, etc.	6305648	52211	6030861	49315
168423 Weighing machinery, etc.	998380	8263	1165332	9530
168424 Mechanical appliances & the like	1378103	11410	1928192	15747
168424 Steam or sand blasting machines and similar projecting machines	996056	8249	906414	7419
168425 Pulley tackle & hoists etc.	328701	2716	432443	3538
168426 Ships' derricks; cranes etc.	3195665	26606	6584646	53873
168427 Fork-lift truks;	1694106	14006	2561535	20948
168428 Other Lifting, handling, etc.machinery	8467017	70093	6981192	57089
168429 Self-propelled bulldozers, angle dozers etc.	1301557	10784	2507078	20508
168430 Other moving, grading, levelng etc. mach.	1553164	12876	804058	6576
168431 Parts suitable of machinery	961934	7958	1600436	13077
168432 Agricultural, horticultural machinery	3757378	31195	4111785	33624
168432 Agricultural,horticultural or forestry machinery for soil preparation or cultivation;lawn or sports-ground rollers.	49677	410	109106	893
168433 Harvesting or threshing machinery	1382572	11463	955337	7803
168434 Milking mach & dairy machinery	180086	1478	18361	150
168435 Presses, crushers etc. machinery	9236	76	7520	61
168436 Other agri, horti, poltry-kep machinery	4232580	34958	5348114	43776
168437 Machines cleaning, sorting/grading seed etc.	1115537	9244	1833922	14978

Import payments by countries /commodities Table-3.2 (Contd.)
(Four digit level HS code)

(First two digit section, second two digit chapter and last two digit indicate four digit level commodities)

(Amount in thousand)

HS Code - Countries/Commodities	2024 - 2025		2025 - 2026	
	Amount (BDT)	Amount (USD)	Amount (BDT)	Amount (USD)
168438 Machinery n.i.e	2244608	18568	5051898	41294
168439 Machinery making pulp/paper/board	4594758	38130	2774070	22681
168440 Book-binding machinery	14293	118	178077	1455
168441 Other machinery making pulp/paper/board	3030068	25102	3160166	25856
168442 Machinery,apparatus,& equpment	180208	1488	253373	2072
168443 Printing machinery	5521854	45675	5476245	44785
168444 Machine extruding, drawing etc.	475111	3952	32939	270
168445 Machine preparing txtile fibres	4573302	37804	4371833	35776
168446 Weaving machines(looms)	4170971	34521	3532669	28889
168447 Knitting machines stitch-bonding etc.	17892911	147820	13924767	113840
168448 Auxiliary mach for extrd, drw mch etc.	2418004	20015	2400761	19629
168449 Machinery for the manufactures etc.	369754	3074	530593	4346
168450 Household/laundry-type washing mach	1514988	12524	1671369	13665
168451 Machinery for washing, cleaning etc.	7955794	65863	8614087	70458
168452 Sewing machines, n/book sewng mach	16872189	139515	16380579	133954
168453 Machinery, preparing, tanning etc.	1361305	11248	1777115	14547
168454 Converters, ladles ingot machinies	340932	2811	385032	3148
168455 Metal rollng mills and rolls thereof	3067286	25305	4789657	39192
168456 Machine-tools for working any material by removal of material,by laser or other light or photon beam,ultra-sonic,electro-discharge,electro-chemical,electron beam or plasmaarc process;water-jet cutting machines	461320	3816	542579	4436
168456 Machine-tools for working material	163013	1347	214244	1752
168457 Machining unit construction machinies	58474	483	199946	1637
168458 Lathes for removing metal	142160	1172	166930	1364
168459 Machine-tools drilling, boring etc.	160700	1323	237812	1944
168459 Machine-tools(including way-type unit head machines) for drilling, boring,milling,threading or tapping by removing metal,other than lathes (including turning centres)of heading 84.58	31480	260	33714	277
168460 Machine-tools deburring, sharpening etc.	250762	2068	183231	1498
168460 Machine-tools for deburring,sharpening,grinding,honing,lapping,polishing or otherwise finishing metal cermets bymeans of grinding stones,abrasives or polishing products,other than gear cutting,gear grinding or gear finishing machines of heading No 84.61	10763	88	3238	26
168460 Machine-tools for deburring,sharpening,grinding,honing,lapping,polishing or otherwise finishing metal cermets bymeans of grinding stones,abrasives or polishing products,other than gear cutting,gear grinding or gear finishing machines of heading No 84.62	211	2	232	2
168460 Machine-tools for deburring,sharpening,grinding,honing,lapping,polishing or otherwise finishing metal cermets bymeans of grinding stones,abrasives or polishing products,other than gear cutting,gear grinding or gear finishing machines of heading No 84.63	62171	507	1791	15
168461 Machine-tools planing, shaping etc.	177423	1465	249343	2038
168462 Machine-tools forging, hammering etc.	1783047	14774	2007148	16408

Import payments by countries /commodities Table-3.2 (Contd.)
(Four digit level HS code)

(First two digit section, second two digit chapter and last two digit indicate four digit level commodities)

(Amount in thousand)

HS Code - Countries/Commodities	2024 - 2025		2025 - 2026	
	Amount (BDT)	Amount (USD)	Amount (BDT)	Amount (USD)
168463 Other machine-tools for working metal	352335	2927	490432	4003
168464 Machine-tools working stone, ceramic etc.	398210	3281	587509	4806
168465 Machine -tools (including machines for nailing,stapling,glueing or otherwise assembling) for working wood,cork,bone,hard rubber,hard plastics or similr hard materials.	4099	35	11376	93
168465 Machine-tools working stapling, wood, etc.	1123173	9285	1530758	12522
168466 Parts & accessories for machine-tools	242611	2009	180291	1475
168467 Tools for working in the hand etc.	1306126	10813	1514128	12378
168468 Machine for soldering, brazing etc.	287802	2391	216320	1768
168470 Calculating machines etc	468978	3890	547101	4475
168471 Automatic data processing machines etc.	9791845	81074	10480434	85652
168472 Other office machines	80821	668	92551	757
168473 Parts & accessories of office machineries	3053853	25340	2621051	21446
168474 Machinery washing, crushing etc.	3213263	26680	3202902	26190
168475 Machines for assembling elect. lamps etc.	5078633	42099	3503313	28605
168476 Automatic goods-vending machines	10488	87	8679	71
168477 Machinery for working rubber/plastics	7017684	58085	10273937	83998
168478 Machinery preparng/making up tobaco	79929	662	96190	784
168479 Mechanical appl indivial func. n.i.e	8288734	68431	11920039	97467
168480 Moulding boxes for metal foundry etc.	6332251	52443	8155073	66684
168481 Taps, cocks, valves & similar etc.	4386851	36289	4485860	36686
168482 Ball/ roller bearings	3971375	32868	4260936	34848
168483 Transmission shafts, crank, bearing etc.	2173418	17963	2421600	19795
168484 Gaskets & similar joints of metal sheeting etc.	5259654	43812	346305	2832
168485 Machines for additive manufacturing	4451	37	1529	12
168486 Machines & apparatus used semiconductor devices etc.	4205	35	2421	20
168487 Machinery parts,not cont. elect. connectors	715404	5930	421442	3448
168500 Electrical machinery and equipment and parts thereof; sound recorders and reproducers, television imageand sound recorders and reproducers and parts and accessories of such articles	**213408264**	**1767762**	**228127179**	**1865125**
168501 Electric motors and generator	9443486	78280	8445116	69028
168502 Electric generating sets, rotary converters	5506173	45597	4678579	38243
168503 Parts electric motor,gen. Set	2766433	22867	1545288	12629
168504 Electric transformer, inductors etc.	12653322	104749	12606425	103085
168505 Electro-magnets;and articles	204068	1682	172780	1412
168506 Primary cels & primary baterie	66180	546	141544	1157
168507 Electric accumulator;	9448035	78276	12035853	98407
168508 Vcuum cleaners	44519	369	51881	424
168509 Eletro-mechanical domestic appliances	175980	1455	277384	2268
168510 Electric shavers, hair clipper etc.	54395	450	58578	479
168511 Electrical ignition equipment, etc.	321182	2663	234393	1917
168512 Electrical lighting/signaling equipment,etc	683408	5650	747127	6113
168513 Portable electric lamps, dry batteries	725177	6031	580257	4745
168514 Industrial/lab electric furnaces, ovens, etc.	170249	1408	433202	3543

Import payments by countries /commodities Table-3.2 (Contd.)
(Four digit level HS code)

(First two digit section, second two digit chapter and last two digit indicate four digit level commodities)

(Amount in thousand)

HS Code - Countries/Commodities	2024 - 2025		2025 - 2026	
	Amount (BDT)	Amount (USD)	Amount (BDT)	Amount (USD)
168515 Electric laser/photon beam , etc.	725523	6000	869686	7112
168516 Electric storage water heater, etc.	3584574	29685	3915312	32007
168517 Telephone sets , other apparatus etc.	40105805	332641	48428713	395829
168518 Microphones & stands therefor;	1852551	15354	2820088	23057
168519 Sound recording apparatus	261369	2159	288416	2359
168521 Video-recording apparatus	98156	806	123786	1012
168522 Parts & access of sound/video recording	33093	273	53620	439
168523 Discs, tapes, smart cards etc.	19686048	162681	18857131	154139
168524 Flat panel display module	15926183	131902	22037119	180225
168525 Transmission appart radio-tel, etc.	348450	2887	710173	5805
168526 Radar apts,radio remote,etc apts	747461	6143	110387	903
168527 Reception apts for radio broadcasting	7078	59	8115	66
168528 Monitors and projectors etc.	401369	3326	318193	2599
168528 Monitors and projectors,not incorporating television reception apparatus;reception apparatus for television,whether or not incorporating radio broadcast receivers or sound or videorecording or reproducing apparatus	2507835	20730	1823809	14918
168529 Parts suitable for use solely or principally with the apparatus of headings Nos.85.25 to 85.28	9224345	76360	7994584	65342
168529 Parts,trans,reception etc.,apts	1015516	8410	1080495	8833
168530 Electrical signaling, traffic control equp etc.	21765	180	8099	66
168531 Electrical sound/visual sig apts	3109655	25772	2745852	22443
168532 Electrical capacitors, fixed,variable etc.	2236686	18504	2066588	16906
168533 Electrical resistors, not heating	527891	4366	645949	5280
168534 Printed circuits	1100027	9091	1373543	11236
168535 Electrical apts for switching > 1000 volts	948746	7834	1022311	8358
168536 Electrical apparatus for switching or protecting electrical circuits,or for making connections to or in electrical circuits for a voltage notexceeding 1,000 volts; connectors for optical fibres,optical fibres,optical fibre bundles or cables	929235	7691	1099815	8995
168536 Electrical apts for switching 1000 volts	1381135	11418	1093159	8940
168537 Boards, panels, consols, etc.	4698229	38653	4438595	36298
168538 Parts: of electrical switching,apts.	3743971	30977	4907773	40130
168539 Electric filament or discharge lamos, including sealed beam lamp units and ultra-violet or infra-red lamps; arc-lamps;light -emitting diode (LED) lamps.	222144	1833	273032	2233
168539 Electric filament/discharge lamps	795453	6578	674145	5512
168539 Electrical apparatus for switching or protecting electrical circuits,or for making connections to or in electrical circuits for a voltage notexceeding 1,000 volts; connectors for optical fibres,optical fibres,optical fibre bundles or cables	2037703	16886	1174718	9603
168540 Thermionic,cold cathode valves etc.	159678	1317	93655	765
168541 Diodes, transistors, semi-conductor etc.	9057093	75080	10139260	82887
168542 Electronic, integrated circuits	30111133	249645	35711739	292104
168543 Electrical machines & apts. n.i.e.	1529200	12680	1520863	12427
168544 Insulatd wire, cable etc.	7382306	61295	6066442	49575

Import payments by countries /commodities Table-3.2 (Contd.)
(Four digit level HS code)

(First two digit section, second two digit chapter and last two digit indicate four digit level commodities)

(Amount in thousand)

HS Code - Countries/Commodities	2024 - 2025		2025 - 2026	
	Amount (BDT)	Amount (USD)	Amount (BDT)	Amount (USD)
168545 Carbon electrodes, carbon brushes etc.	764835	6333	776091	6349
168546 Electrical insulators any metarial	418770	3481	684556	5597
168547 Insulating fitting for electrical machines	3438871	28660	68324	559
168548 Electrical parts of machinery or apparatus, not specified or included elsewhere in th	5724	47	90346	737
168549 Electrical and electronic waste and scrap	52	0	4288	35
170000 Vehicales, Aircraft, Vessels and Associated Transport Equipment	**31789068**	**263239**	**45715799**	**374014**
178600 Railway or tramway locomotives, rollingstock and parts thereof; railway or tramway track fixtures and fittings and parts thereof; mechanical (including electromechanical) trafficsignalling equipment of all kinds	**1883191**	**15678**	**2024566**	**16549**
178602 Other rail locomotives	19440	162	13148	108
178603 Self-propelled railway or tramway coaches	0	0	635	5
178604 Railway or tramway maintenance vehicles	16116	132		
178605 Railway or tramway passenger coaches	1698632	14153	122303	1000
178606 Railway or tramway goods van & wagons	1236	10	11162	91
178607 Parts of railway or tramway locomotives	98854	818	452286	3695
178608 Railway or tramway track fixtur/fittings	3071	25	4	0
178609 Containers for carriage	45841	376	1425028	11650
178700 Vehicles other than railway or tramway rollingstock, and parts and accessories thereof	**24519851**	**202678**	**30458971**	**249174**
178701 Tractors(other than tractors of heading 87.09)	5566	46	34368	281
178702 Motor vehicales, public-passengers	12810	107	21618	177
178702 Motor vehiclesfor transport of ten or more persons including the driver	9290	77	30641	251
178703 Motor car, other motor vehicles	1339752	11111	2116326	17298
178703 Motor cars and other motor vehicles principally designed for the transport of the persons(other than those of heading No. 87.02) including station wagons and racing cars	659593	5422	2674210	21853
178704 Motor vehicles for goods transport	1475681	12197	1330490	10880
178705 Special purpose motor vehicles	135295	1114	229004	1871
178705 Vehicles other than railway or tramway rolling - stock etc.	171866	1439	27435	224
178706 Chassis fitted with engines, tractor, bus	165489	1355	363629	2973
178706 Chassis fitted with engines,for the motor vehicles of headings 87.01 to 87.07	157999	1294	51862	424
178707 Bodies, for tractors, buses	101492	833	84961	695
178708 Parts,accessories, motor vehicles	7884479	65345	5748925	47035
178709 Works truck,self-propelled	101115	855	1982	16
178710 Tank & other armoured vehi	4812078	39585	8100299	66358
178711 Motorcycles	426005	3515	990792	8094
178712 Bicycles	3564	30	10740	88
178713 Carriages for disabled persons	306672	2541	323914	2649
178714 Parts,accessories, of motorcycle/bicycles	6225205	51458	7918769	64747
178715 Baby carriages and parts	23680	196	30165	247
178716 Trailer & semi-trailers;	502221	4160	368840	3015
178800 Aircraft, spacecraft and parts thereof	**416959**	**3427**	**875396**	**7163**

(First two digit section, second two digit chapter and last two digit indicate four digit level commodities)

(Amount in thousand)

HS Code - Countries/Commodities	2024 - 2025		2025 - 2026	
	Amount (BDT)	Amount (USD)	Amount (BDT)	Amount (USD)
178801 Balloons & dirigibles etc.			106367	871
178802 Other aircraft, helicopters etc.	117828	967	146273	1199
178804 Parachutes,rotochutes & parts	25434	210	70844	580
178805 Aircraft launching gear,etc	10907	89		
178806 Unmanned aircraft:	58286	478	135128	1104
178807 Parts of goods heading 88.01, 88.02 or 88.06	204505	1683	416784	3408
178900 Ships, boats and floating structures	**4969067**	**41457**	**12356867**	**101128**
178901 Cruise ships, excursion boats etc.	2292000	19100	9368531	76698
178902 Fishing vessels			140	1
178903 Yachts & other vessels	37834	308	7405	61
178905 Light-vessels,fire-float etc.	1257	11	7737	63
178906 Other vessels,warship, lifeboats	212080	1729	36862	301
178907 Other floating structure	10039	83	32392	265
178908 Vessels & other,breaking up	2415857	20227	2903800	23739
180000 Optical, Photographic, Cinematographic, Measuring, Checking, Precision, Medical Orsurgical Instruments and Apparatus; Clocks and Watches; Musical Instruments; Parts and Accessories Thereof	**17333615**	**143678**	**19493174**	**159402**
189000 Optical, photographic, cinematographic, measuring, checking, precision, medical orsurgical instruments and apparatus; parts and accessories thereof	**16614946**	**137742**	**18538831**	**151601**
189001 Optical fibres etc	1376873	11436	846230	6919
189002 Lenses, prisims, mirrors etc.	11324	93	48051	392
189003 Frame & mounting,spectacles etc.	39901	331	61720	505
189004 Spectacles,goggles, etc.	90467	753	88039	719
189005 Binoculars, monoculars, telescopes etc.	1984	16	36960	303
189006 Photographic cameras, etc.	34377	286	29200	239
189007 Cinematographic camras, projector etc.	2335	19	785	6
189008 Image projector, etc.	28177	233	46605	381
189010 Apparatus for photographic etc.	102846	852	36839	301
189011 Compound optical microscopes	91754	763	109225	893
189012 Microscopes excl opt micros	9905	81	1901	16
189013 Liquid crystal devices	22570	187	18921	155
189014 Direction finding compasses	2425	20	3058	25
189015 Surveying, hydrographic etc.	89223	735	67194	550
189016 Balances of a sensitivity of 5cg	31046	256	36437	297
189017 Drawing, marking-out etc. inst.	256425	2122	327364	2677
189018 Instruments in medical,surgical, etc.	2977388	24638	4814886	39360
189019 Mechano-therapy,etc,appliances	716440	5937	995781	8144
189020 Other breathing appliance,gas masks	79838	659	33061	270
189021 Orthopaedic,appliances etc.	276702	2283	325862	2665
189022 Appratus based on x-ray,alpha, etc.	1610536	13361	1165361	9525
189023 Instruments demonstrationl purposes	27820	231	26979	221
189024 Machines, hardness,strength test etc.	353862	2920	489394	4000
189025 Hydrometers,thermometers etc.	171991	1423	237878	1946
189026 Instruments, checking flow,level etc.	407557	3357	460063	3761

Import payments by countries /commodities Table-3.2 (Contd.)
(Four digit level HS code)

(First two digit section, second two digit chapter and last two digit indicate four digit level commodities)

(Amount in thousand)

HS Code - Countries/Commodities	2024 - 2025		2025 - 2026	
	Amount (BDT)	Amount (USD)	Amount (BDT)	Amount (USD)
189027 Instruments, physical, chemical analysis etc.	1584756	13106	2079318	17004
189028 Gas,liquid, electricty meters	3404718	28353	2794487	22872
189029 Revolution counters,taximeters etc.	117190	970	147272	1205
189030 Oscilloscopes, spectrum analysers etc.,	240507	1998	306777	2508
189031 Measuring/checking instrument	950223	7862	1607319	13148
189032 Automatic regulating instru	1349124	11180	1138789	9311
189033 Parts & accessories n.i.s	154660	1278	157073	1283
189100 Clocks and watches and parts thereof	**700296**	**5783**	**925457**	**7565**
189101 Wrist, pocket-watches etc w/ precious metal	58490	485	212831	1739
189102 Wrist, pocket, watch,other than 90.01	221465	1828	231744	1894
189103 Clocks with watch movements	513	4	386	3
189104 Instrument panel clocks etc.	2514	21	26462	217
189105 Other clocks	70145	580	84696	693
189106 Time of day recording apparatus	11578	95	5202	43
189107 Time switches with clock/watch	1725	14	1264	10
189108 Watch complete & assembled	819	7	2055	17
189109 Clock complete & assembled	69430	572	52829	432
189110 Complete/incomplete watch/clock etc.	28722	239	8627	71
189111 Watch cases and parts thereof	10322	86	9017	74
189112 Clock case/similar for goods	708	6	31	0
189113 Watch straps/bands & parts	218672	1804	286566	2343
189114 Other clock or watch parts	5193	43	3745	31
189200 Musical instruments; parts and accessories	**18373**	**153**	**28886**	**237**
189201 Pianos,harpsichords etc.	129	1	269	2
189202 Other string musical instruments	12909	107	8755	72
189205 Wind musical instruments	111	1	185	2
189206 Percussion musical instruments	583	5	511	4
189207 Musical instruments etc.	2147	18	2153	18
189208 Musical boxes,fairground organs etc.	1177	10	12257	100
189209 Parts of musical instruments	1318	11	4756	39
180000 Optical, photographic, clocks, musical instruments etc.	**37856**	**314**	**72758**	**595**
189000 Optical, photographic, etc.	**37856**	**314**	**72758**	**595**
189013 Liquid crystal devices	901	7	631	5
189014 Direction finding compasses	2085	17	2938	24
189018 Instruments in medical,surgical, etc.	34871	289	69189	566
190000 Arms and Ammunition; Parts and Accessories Thereof	**5923646**	**48894**	**2724801**	**22282**
199300 Arms and ammunition; parts and accessories thereof	**5923646**	**48894**	**2724801**	**22282**
199301 Military weapons	93184	786	73158	596
199302 Revolvers and pistols	1332286	10846	24187	199
199303 Other firearms and similar devices			256245	2101
199304 Other arms; spring, air/gas guns etc.	1380361	11421	49	0
199305 Parts of military weapons, revolver,etc			1314484	10748
199306 Bombs, grenades, mines & parts	3117814	25840	1056678	8638
200000 Miscellaneous Manufactured Articles	**41949874**	**347300**	**41411386**	**338609**

Import payments by countries /commodities Table-3.2 (Contd.)
(Four digit level HS code)

(First two digit section, second two digit chapter and last two digit indicate four digit level commodities)

(Amount in thousand)

HS Code - Countries/Commodities	2024 - 2025		2025 - 2026	
	Amount (BDT)	Amount (USD)	Amount (BDT)	Amount (USD)
209400 Furniture; bedding, mattresses, mattress supports, cushions and similar stuffed furnishings; lamps and light fittings, not elsewhere specified or included; illuminated signs, illuminatednameplates and the like; prefabricated buildings	**3614615**	**29934**	**4181028**	**34191**
209401 Seats and parts	691376	5726	640715	5239
209402 Medical, surgical, dental furniture	298113	2468	318314	2603
209403 Other furniture & parts	735802	6100	719037	5878
209404 Mattress supports;	133194	1106	219280	1796
209405 Lamps and lighting fittings & parts	951527	7885	1011023	8267
209406 Prefabricated buildings	804603	6648	1272660	10406
209500 Toys, games and sports requisites; parts and accessories thereof	**2727335**	**22576**	**3383227**	**27669**
209503 Tricycles, scooters, pedal cars etc.	1159400	9587	1204550	9850
209504 Video game, billiards etc.	24055	199	31027	254
209505 Festive,carnival & articles	135863	1122	164661	1346
209506 Articlese for gymnastics, sports etc.	1314801	10895	1841887	15066
209507 Fishing rods, hooks, nets etc.	44035	364	46282	379
209508 Roundabouts, swings, etc.	880	7	6781	55
209508 Travelling circuses and Travelling menageries	48301	401	88039	720
209600 Miscellaneous manufactured articles	**35607924**	**294790**	**33847130**	**276749**
209601 Workd ivory bone, tortoise sheell etc.	597	5	10715	88
209602 Worked veg/mineral carving matrl	500347	4138	485601	3970
209603 Brooms, brushes, etc.	524181	4333	721579	5904
209604 Hand sieves and hand riddles	1643	13	214	2
209605 Travel sets for personal toilet, sewing etc.	254	2	1287	11
209606 Buttons, press/snap-fasteners, etc	14545759	120480	13466312	110108
209607 Slide fasteners and parts	17078264	141373	15950718	130418
209608 Ball point pens & markers	340291	2816	391332	3201
209609 Pencils, crayons etc.	226291	1874	254096	2078
209610 Slates, boards, etc.	22070	183	30999	254
209611 Date,sealing/stamps, etc.	38365	317	36403	297
209612 Typewriter ribbons,inked, etc.	370659	3064	382819	3129
209613 Cigarette lighter & parts	481926	3985	517164	4228
209614 Smoking pipes & parts	1913	16	3479	28
209615 Combs, hair-slide etc. & parts	676226	5582	694413	5676
209616 Scent/toilet sprays, etc	211491	1748	202978	1660
209617 Vacuum flasks & others	217491	1800	252891	2068
209618 Tailors dummies & others	118851	981	135413	1107
209619 Sanitary towels , napkins etc.	202928	1679	240604	1966
209620 Monopods, bipods, tripods and similar articles	48377	401	68113	557
210000 Works of Art, Collectors Pieces and Antiques	**212300**	**1749**	**78686**	**641**
219700 Works of art, collectors' pieces and antiques	**1632**	**13**	**574**	**5**
219701 Paintings, drawings etc.	1565	13	349	3
219703 Original sculptures & statuary	68	1	225	2

Import payments by countries /commodities Table-3.2 (Contd.)
(Four digit level HS code)

(First two digit section, second two digit chapter and last two digit indicate four digit level commodities)

(Amount in thousand)

HS Code - Countries/Commodities	2024 - 2025		2025 - 2026	
	Amount (BDT)	Amount (USD)	Amount (BDT)	Amount (USD)
219800 Miscellaneous national provisions	**210668**	**1736**	**78112**	**637**
219801 Goods treated as "baggage" in accordance with Chapter XV of the Act and/or under the provisions of rules framed under section 219 of the Act, read with item 17 of the Third Schedule thereof.	210668	1736	78112	637
Cocos (Keeling) Islands	**2138**	**18**		
020000 Vegetable Products	**2138**	**18**		
020800 Edible fruit nuts; peel of citrus fruit or melons	**2138**	**18**		
020806 Grapes, fresh or dried	2138	18		
Colombia	**71579**	**587**	**45609**	**373**
020000 Vegetable Products	**16962**	**141**	**9514**	**78**
020900 Coffee, tea, mate and spices	**16962**	**141**	**9514**	**78**
020901 Cofee, not roastd or roasted	16962	141	9514	78
040000 Prepared foodstuffs; Beverages, Spirits and vineger; Tobacco and manufactured tobacco substitues	**10963**	**90**	**23730**	**194**
041700 Sugars and sugar confectionery	**230**	**2**		
041704 Sugar confctionry, not containing cocoa	230	2		
042100 Miscellaneous edible preparations	**10733**	**88**	**23730**	**194**
042101 Extracts,essences of coffee,tea etc.	10664	87	23730	194
042103 Sauces and preparations thereof	69	1		
060000 Products of the Chemical or Allied Industries	**207**	**2**		
063400 Soap, organic surf-active agents, lubricating etc.	**207**	**2**		
063402 Organic surfac-active agents	207	2		
070000 Plastics & Rubber Articles Thereof	**1**	**0**	**49**	**0**
074000 Rubber and articles thereof	**1**	**0**	**49**	**0**
074016 Other articles of vulcanised rubber	1	0	49	0
110000 Textiles & Textile Articles	**1030**	**9**		
115900 Impregnated, coated, covered textile fabrics etc.	**1030**	**9**		
115902 Tyre cord fabrics	1030	9		
150000 Base Metals & Articles of Base Metal	**34865**	**285**	**12069**	**99**
157200 Iron and Steel	**34865**	**285**	**12069**	**99**
157204 Ferrous waste & scrap	34865	285	12069	99
160000 Machinery and mechanical appliances; electrical equipment; parts thereof; soundrecorders and reproducers, television image and soundrecorders and reproducers; and parts and accessories of such articles			**246**	**2**
168400 Nuclear reactors, boilers, machinery and mechanical appliances; parts thereof			**246**	**2**
168460 Machine-tools deburring, sharpening etc.			244	2
168484 Gaskets & similar joints of metal sheeting etc.			2	0
180000 Optical, Photographic, Cinematographic, Measuring, Checking, Precision, Medical Orsurgical Instruments and Apparatus; Clocks and Watches; Musical Instruments; Parts and Accessories Thereof	**7551**	**62**		
189000 Optical, photographic, cinematographic, measuring, checking, precision, medical orsurgical instruments and apparatus; parts and accessories thereof	**7551**	**62**		

Import payments by countries /commodities Table-3.2 (Contd.)
(Four digit level HS code)

(First two digit section, second two digit chapter and last two digit indicate four digit level commodities)

(Amount in thousand)

HS Code - Countries/Commodities	2024 - 2025		2025 - 2026	
	Amount (BDT)	Amount (USD)	Amount (BDT)	Amount (USD)
189027 Instruments, physical, chemical analysis etc.	7551	62		
Comoros			**4502**	**37**
020000 Vegetable Products			**4502**	**37**
020900 Coffee, tea, mate and spices			**4502**	**37**
020907 Cloves			4502	37
Congo	**657139**	**5481**	**2068641**	**16954**
010000 Live Animals and Animal Products	**209**	**2**		
010100 Live animals	**209**	**2**		
010106 Other live animals	209	2		
090000 Wood and Articles of Wood; Wood Charcoal; Cork and Articles of Cork; Manufactures of Straw, of Esparto or Other Plaiting Materials; Basketware & Wickerwork	**501009**	**4202**	**114220**	**933**
094400 Wood and articles of wood; wood charcoal	**501009**	**4202**	**114220**	**933**
094403 Wood in the rough	501009	4202	114220	933
150000 Base Metals & Articles of Base Metal	**155920**	**1277**	**1954421**	**16020**
157200 Iron and Steel	**15521**	**127**		
157204 Ferrous waste & scrap	15521	127		
157400 Copper and Articles Thereof	**140399**	**1151**	**1954421**	**16020**
157403 Reifned ,coper alloys.	140399	1151	1954421	16020
Costa Rica	**406655**	**3376**	**218446**	**1791**
020000 Vegetable Products	**2205**	**18**	**2524**	**21**
020900 Coffee, tea, mate and spices	**2205**	**18**	**2524**	**21**
020901 Cofee, not roastd or roasted	2205	18	2524	21
060000 Products of the Chemical or Allied Industries			**145**	**1**
063800 Miscellaneous chemical products			**145**	**1**
063821 Prepared culture media			145	1
070000 Plastics & Rubber Articles Thereof			**807**	**7**
073900 Plastics and articles thereof			**807**	**7**
073917 Tube, pipe & hoses etc of plastics			807	7
110000 Textiles & Textile Articles	**21139**	**173**	**34**	**0**
115200 Cotton	**21139**	**173**		
115201 Cotton not carded or combed	21139	173		
116100 Articles of apparel & cloth accessories, knitted/crocheted			**34**	**0**
116115 Panty, hose, tights, socks etc.			34	0
150000 Base Metals & Articles of Base Metal	**259325**	**2155**	**160524**	**1317**
157200 Iron and Steel	**259320**	**2155**	**160524**	**1317**
157204 Ferrous waste & scrap	259320	2155	160524	1317
158200 Tools, implements, cutlery, spoons and forks, of base metal; parts thereof of base metal	**5**	**0**		
158203 Files, rasps, pliers, etc.	5	0		
160000 Machinery and mechanical appliances; electrical equipment; parts thereof; soundrecorders and reproducers, television image and soundrecorders and reproducers; and parts and accessories of such articles	**23**	**0**	**65**	**1**

Import payments by countries /commodities Table-3.2 (Contd.)
(Four digit level HS code)

(First two digit section, second two digit chapter and last two digit indicate four digit level commodities)

(Amount in thousand)

HS Code - Countries/Commodities	2024 - 2025		2025 - 2026	
	Amount (BDT)	Amount (USD)	Amount (BDT)	Amount (USD)
168500 Electrical machinery and equipment and parts thereof; sound recorders and reproducers, television imageand sound recorders and reproducers and parts and accessories of such articles	**23**	**0**	**65**	**1**
168536 Electrical apparatus for switching or protecting electrical circuits,or for making connections to or in electrical circuits for a voltage notexceeding 1,000 volts; connectors for optical fibres,optical fibres,optical fibre bundles or cables	19	0	28	0
168536 Electrical apts for switching 1000 volts			38	0
168544 Insulatd wire, cable etc.	4	0		
180000 Optical, Photographic, Cinematographic, Measuring, Checking, Precision, Medical Orsurgical Instruments and Apparatus; Clocks and Watches; Musical Instruments; Parts and Accessories Thereof	**123964**	**1029**	**54348**	**445**
189000 Optical, photographic, cinematographic, measuring, checking, precision, medical orsurgical instruments and apparatus; parts and accessories thereof	**123964**	**1029**	**54348**	**445**
189018 Instruments in medical,surgical, etc.	96634	804	48693	398
189021 Orthopaedic,appliances etc.	27330	226	5247	43
189027 Instruments, physical, chemical analysis etc.			303	2
189033 Parts & accessories n.i.s			105	1
Cote D'Ivoire	**17068865**	**141504**	**10668495**	**87298**
020000 Vegetable Products	**142066**	**1167**		
020800 Edible fruit nuts; peel of citrus fruit or melons	**142066**	**1167**		
020801 Coconuts, brazil nuts and cashew nuts	142066	1167		
040000 Prepared foodstuffs; Beverages, Spirits and vineger; Tobacco and manufactured tobacco substitues	**14881**	**121**		
042000 Preparations of vegetables, fruit, nuts or other parts of plants	**14881**	**121**		
042008 Fruit & nuts etc.,	14881	121		
070000 Plastics & Rubber Articles Thereof	**44004**	**364**	**244015**	**1994**
073900 Plastics and articles thereof	**7656**	**65**		
073901 Polymers of ethylene, in primary forms	7656	65		
074000 Rubber and articles thereof	**36348**	**299**	**244015**	**1994**
074001 Natural rubber, balata etc.	36348	299	244015	1994
090000 Wood and Articles of Wood; Wood Charcoal; Cork and Articles of Cork; Manufactures of Straw, of Esparto or Other Plaiting Materials; Basketware & Wickerwork	**8706**	**73**	**4338**	**36**
094400 Wood and articles of wood; wood charcoal	**8706**	**73**	**4338**	**36**
094403 Wood in the rough	8706	73	4338	36
110000 Textiles & Textile Articles	**16859178**	**139779**	**10420120**	**85268**
115200 Cotton	**16859178**	**139779**	**10420120**	**85268**
115201 Cotton not carded or combed	16859178	139779	10420120	85268
160000 Machinery and mechanical appliances; electrical equipment; parts thereof; soundrecorders and reproducers, television image and soundrecorders and reproducers; and parts and accessories of such articles	**29**	**0**	**21**	**0**

Import payments by countries /commodities Table-3.2 (Contd.)
(Four digit level HS code)

(First two digit section, second two digit chapter and last two digit indicate four digit level commodities)

(Amount in thousand)

HS Code - Countries/Commodities	2024 - 2025		2025 - 2026	
	Amount (BDT)	Amount (USD)	Amount (BDT)	Amount (USD)
168400 Nuclear reactors, boilers, machinery and mechanical appliances; parts thereof			**21**	**0**
168413 Pumps for liquids			18	0
168479 Mechanical appl indivial func. n.i.e			2	0
168500 Electrical machinery and equipment and parts thereof; sound recorders and reproducers, television imageand sound recorders and reproducers and parts and accessories of such articles	**29**	**0**		
168504 Electric transformer, inductors etc.	29	0		
Croatia	**175967**	**1455**	**1699479**	**13885**
010000 Live Animals and Animal Products			**3127**	**26**
010100 Live animals			**3127**	**26**
010106 Other live animals			3127	26
060000 Products of the Chemical or Allied Industries	**117690**	**969**	**131781**	**1078**
062900 Organic chemicals	**92650**	**761**	**130231**	**1065**
062933 Heterocyclic comp w/nitrogen	2028	17	22858	186
062934 Nucleic acids & their salts;	17883	148	5258	43
062935 Sulphonamidcs			3151	26
062941 Antibiotics	72739	596	98964	810
063000 Pharmaceutical products			**1549**	**13**
063004 Medicament consist. mixed/unmixed,for therapeutic use			1549	13
063500 Albuminoidal substances; modified starches, glues, enzymes	**5996**	**49**		
063506 Prepared glues & other prep. adhesives	5996	49		
063800 Miscellaneous chemical products	**19045**	**159**		
063801 Artificial graphite, colloidal etc.	19045	159		
070000 Plastics & Rubber Articles Thereof	**70**	**1**	**2585**	**21**
073900 Plastics and articles thereof			**2585**	**21**
073907 Polyacetals in primary forms			2585	21
074000 Rubber and articles thereof	**70**	**1**		
074016 Other articles of vulcanised rubber	70	1		
110000 Textiles & Textile Articles	**11758**	**96**	**8001**	**65**
115400 Man-made filaments	**132**	**1**	**1010**	**8**
115402 Synthetic filament yarn	132	1	1010	8
116100 Articles of apparel & cloth accessories, knitted/crocheted	**11626**	**95**	**6991**	**57**
116117 Other made up clothing accessories	11626	95	6991	57
130000 Articles of Stone, Plaster, Cement, Asbestos, Mica or Similar Materials; Ceramic Products; Glass and Glassware	**18267**	**153**	**39340**	**321**
137000 Glass and glassware	**18267**	**153**	**39340**	**321**
137010 Carboys, bottles, flasks, jar etc.	18267	153	38475	314
137017 Lab,hygnic/pharmaceautical glassware			864	7
150000 Base Metals & Articles of Base Metal	**5601**	**47**	**11798**	**97**
157300 Articles of Iron and Steel	**5530**	**47**	**1350**	**11**
157307 Tubes/ pipes fittings of iron / steel			509	4
157316 Anchors, grapnels,parts	5530	47		

Import payments by countries /commodities Table-3.2 (Contd.)
(Four digit level HS code)

(First two digit section, second two digit chapter and last two digit indicate four digit level commodities)

(Amount in thousand)

HS Code - Countries/Commodities	2024 - 2025		2025 - 2026	
	Amount (BDT)	Amount (USD)	Amount (BDT)	Amount (USD)
157318 Screws,bolts,nuts, etc.			586	5
157326 Other articles of iron or steel			255	2
157400 Copper and Articles Thereof			**34**	**0**
157415 Nails, tacks, drawing pins, of copper etc.			34	0
157600 Aluminium and Articles Thereof	**71**	**1**	**3144**	**26**
157607 Aluminium foil, backed/not backed			3144	26
157609 Aluminium tube & pipe fittings	71	1		
158300 Miscellaneous articles of base metal			**7270**	**60**
158301 Padlocks & locks, of base metal			20	0
158309 Stoppers, caps & lids of base metal			7250	59
160000 Machinery and mechanical appliances; electrical equipment; parts thereof; soundrecorders and reproducers, television image and soundrecorders and reproducers; and parts and accessories of such articles	**22517**	**190**	**2776**	**23**
168400 Nuclear reactors, boilers, machinery and mechanical appliances; parts thereof	**1897**	**16**	**1574**	**13**
168409 Parts spark-ignition pistn engin	13	0		
168419 Machinery, plant/ lab equipments etc.			960	8
168421 Centrifuges, filtering machinery rtc.			81	1
168422 Dish washing machines, etc.			92	1
168425 Pulley tackle & hoists etc.	1620	14		
168448 Auxiliary mach for extrd, drw mch etc.	222	2	27	0
168471 Automatic data processing machines etc.			97	1
168481 Taps, cocks, valves & similar etc.			40	0
168483 Transmission shafts, crank, bearing etc.	41	0	278	2
168500 Electrical machinery and equipment and parts thereof; sound recorders and reproducers, television imageand sound recorders and reproducers and parts and accessories of such articles	**20620**	**174**	**1202**	**10**
168502 Electric generating sets, rotary converters	20620	174		
168504 Electric transformer, inductors etc.			767	6
168537 Boards, panels, consols, etc.			435	4
170000 Vehicales, Aircraft, Vessels and Associated Transport Equipment			**1492622**	**12194**
178900 Ships, boats and floating structures			**1492622**	**12194**
178908 Vessels & other,breaking up			1492622	12194
180000 Optical, Photographic, Cinematographic, Measuring, Checking, Precision, Medical Orsurgical Instruments and Apparatus; Clocks and Watches; Musical Instruments; Parts and Accessories Thereof	**57**	**0**	**3395**	**28**
189000 Optical, photographic, cinematographic, measuring, checking, precision, medical orsurgical instruments and apparatus; parts and accessories thereof	**57**	**0**	**3395**	**28**
189015 Surveying, hydrographic etc.			73	1
189018 Instruments in medical,surgical, etc.			2912	24
189025 Hydrometers,thermometers etc.			410	3
189032 Automatic regulating instru	57	0		

Import payments by countries /commodities Table-3.2 (Contd.)
(Four digit level HS code)

(First two digit section, second two digit chapter and last two digit indicate four digit level commodities)

(Amount in thousand)

HS Code - Countries/Commodities	2024 - 2025		2025 - 2026	
	Amount (BDT)	Amount (USD)	Amount (BDT)	Amount (USD)
200000 Miscellaneous Manufactured Articles	**6**	**0**	**4053**	**33**
209600 Miscellaneous manufactured articles	**6**	**0**	**4053**	**33**
209602 Worked veg/mineral carving matrl			4053	33
209606 Buttons, press/snap-fasteners, etc	6	0		
Cyprus	**328650**	**2750**	**203078**	**1663**
040000 Prepared foodstuffs; Beverages, Spirits and vineger; Tobacco and manufactured tobacco substitues	**150546**	**1243**	**177302**	**1453**
042000 Preparations of vegetables, fruit, nuts or other parts of plants	**6188**	**51**	**9906**	**81**
042009 Frut & vegetable juices	6188	51	9906	81
042300 Residues and waste from the food industries; Prepared animal fodder	**144358**	**1192**	**167397**	**1372**
042309 Preparations of a kind used in animal feeding	144358	1192	167397	1372
060000 Products of the Chemical or Allied Industries			**6113**	**50**
063500 Albuminoidal substances; modified starches, glues, enzymes			**6113**	**50**
063507 Enzymes; prepared enzymes n.e.s			6113	50
100000 Pulp of wood or of other fibrous cellulosic material; recovered (waste and scrap) paper or paperboard; paper and paperboard and articles thereof			**1858**	**15**
104700 Pulp of wood or of other fibrous cellulosic meterial; Recovered (Waste and scrap) paper or paperboard			**1858**	**15**
104707 Recovered paper/paperboard			1858	15
150000 Base Metals & Articles of Base Metal	**80**	**1**	**17664**	**144**
157200 Iron and Steel			**17664**	**144**
157204 Ferrous waste & scrap			17664	144
157300 Articles of Iron and Steel	**80**	**1**		
157318 Screws,bolts,nuts, etc.	80	1		
160000 Machinery and mechanical appliances; electrical equipment; parts thereof; soundrecorders and reproducers, television image and soundrecorders and reproducers; and parts and accessories of such articles	**178024**	**1506**	**69**	**1**
168400 Nuclear reactors, boilers, machinery and mechanical appliances; parts thereof			**63**	**1**
168424 Mechanical appliances & the like			63	1
168500 Electrical machinery and equipment and parts thereof; sound recorders and reproducers, television imageand sound recorders and reproducers and parts and accessories of such articles	**178024**	**1506**	**6**	**0**
168517 Telephone sets , other apparatus etc.	178024	1506		
168531 Electrical sound/visual sig apts			6	0
170000 Vehicales, Aircraft, Vessels and Associated Transport Equipment			**72**	**1**
178700 Vehicles other than railway or tramway rollingstock, and parts and accessories thereof			**72**	**1**
178708 Parts,accessories, motor vehicles			72	1
Czech Republic	**5788656**	**47911**	**5589938**	**45723**
010000 Live Animals and Animal Products	**1671221**	**13837**	**1813201**	**14826**
010100 Live animals			**58979**	**481**

Import payments by countries /commodities Table-3.2 (Contd.)
(Four digit level HS code)

(First two digit section, second two digit chapter and last two digit indicate four digit level commodities)

(Amount in thousand)

HS Code - Countries/Commodities	2024 - 2025		2025 - 2026	
	Amount (BDT)	Amount (USD)	Amount (BDT)	Amount (USD)
010105 Live poultry			58979	481
010400 Dairy produce; bird's eggs; natural honey; Edible products of animal origin, not elsewhere specified or included.	**1671221**	**13837**	**1754222**	**14345**
010402 Milk & cream, containing sugar	1378363	11409	1505266	12307
010404 Whey, containing sugar /sweetening matter	292858	2428	248956	2037
020000 Vegetable Products	**1118**	**9**		
021100 Products of the milling industry; Malt; Starces; Inulin; Eheat gluten	**1118**	**9**		
021104 Cereal grains otherwise worked	1118	9		
030000 Animal or vegetable fats and oils and their cleavage products; prepared edible fats; animal or vegetable waxes	**254**	**2**		
031500 Animal or vegetable fats and oils and their cleavage products; prepared edible fats; animal or vegetable waxes	**254**	**2**		
031504 Fats and oils & their fractions	254	2		
040000 Prepared foodstuffs; Beverages, Spirits and vineger; Tobacco and manufactured tobacco substitues	**13459**	**113**	**242**	**2**
042100 Miscellaneous edible preparations	**531**	**4**	**242**	**2**
042106 Food preparations n.e.s	531	4	242	2
042300 Residues and waste from the food industries; Prepared animal fodder	**12927**	**108**		
042309 Preparations of a kind used in animal feeding	12927	108		
050000 Mineral Products	**62913**	**525**	**90557**	**741**
052500 Salt; sulphur; earths and stone; plastering materials, lime and cement	**62913**	**525**	**90557**	**741**
052501 Salt and pure sodium chloride	99	1		
052507 Kaolin and other kaolinic clays, whether or not calcined			54583	446
052507 Kaolin and other kaolinic clays;	62814	524	35244	289
052515 Marble,travertine, ecaussine stone etc.			730	6
060000 Products of the Chemical or Allied Industries	**509750**	**4221**	**646869**	**5290**
062800 Inorganic chemicals; organic or inorganic compounds of precious metals, of rare-earth metals, of radioactive elements or of isotopes	**21536**	**179**	**38732**	**317**
062811 Other inorganic acids, other inorganic oxygen			551	5
062815 Sodium or potasium hydroxide	2448	20	1869	15
062823 Titanium oxides	11178	92	13951	114
062827 Chloride/bromide/iodides	362	3	4562	37
062833 Sulphate alums, peroxosulphate	4322	36	9521	78
062836 Carbonates; peroxocarbonates	3218	27	7644	63
062837 Cyanides,cyanide oxides	7	0		
062844 Radioactive chemical elements/isotops			634	5
062900 Organic chemicals	**272447**	**2259**	**373563**	**3055**
062914 Ketone & quinon etc.	6313	52		
062915 Saturated acyclice,monocarboxilic acid etc.	14177	117	39183	321
062916 Unsaturated acyclic monocarboxylic acid etc.			1260	10
062922 Oxygen-function amino-compound	71654	598	70640	577

Import payments by countries /commodities Table-3.2 (Contd.)
(Four digit level HS code)

(First two digit section, second two digit chapter and last two digit indicate four digit level commodities)

(Amount in thousand)

HS Code - Countries/Commodities	2024 - 2025		2025 - 2026	
	Amount (BDT)	Amount (USD)	Amount (BDT)	Amount (USD)
062930 Organo-sulphur compounds	2118	18	4339	35
062933 Heterocyclic comp w/nitrogen	78578	649	104698	856
062934 Nucleic acids & their salts;	30618	253	15978	131
062937 Hormones, prostaglandins etc.	24360	201	14092	116
062939 Vegetable alkaloids, & their salts;	3013	25	33870	277
062941 Antibiotics	7375	62	5118	42
062942 Other organic compounds	34242	286	84386	691
063000 Pharmaceutical products	**121072**	**998**	**72421**	**592**
063001 Glands and other organs			39	0
063002 Humn & animal blood	95359	786	65091	532
063004 Medicament consist. mixed/unmixed,for therapeutic use	24860	205	4858	40
063005 Wadding ,gauze,bandages etc.	852	7	2433	20
063100 Fertilisers	**6082**	**51**		
063105 Mineralor chemical fertilizers cont. nitr,phos,potaas	6082	51		
063200 Tanning or dyeing extracts; Tannins and their derivatives; Dyes, pigments and other colouring matter; Paints and varnishes; Putty and other mastics; Inks	**3375**	**28**	**1394**	**11**
063204 Synthetic organic colouring matter	464	4	1394	11
063206 Other Colouring matter;	2702	23		
063215 Printing ink, writing draw/other ink	208	2		
063300 Essential oils & resinoids; Perfum, cosmetic or toilet preperations	**168**	**1**	**173**	**1**
063304 Beauty/make-up/skin preparatin	168	1	149	1
063307 Pre-shave,shaving/after-shave			24	0
063400 Soap, organic surf-active agents, lubricating etc.	**4868**	**41**	**3639**	**30**
063401 Soap;organic surfac-active prodts & preparations	25	0		
063402 Organic surfac-active agents	3784	32	3197	26
063403 Lubricat preparations etc.	214	2	442	4
063405 Polish and cream for footwear, furniture etc.	368	3		
063406 Candles,tapers and the like	476	4		
063500 Albuminoidal substances; modified starches, glues, enzymes	**48**	**0**	**6747**	**55**
063505 Dextrins & other modified starches	48	0	49	0
063506 Prepared glues & other prep. adhesives			6699	55
063700 Photographic or cinematographic goods	**5704**	**48**	**2068**	**17**
063701 Photographic plates & film flat etc.	1171	10	1772	15
063702 Photographic film in rolls	3363	29	115	1
063707 Chemical prep. for photographic use	1170	10	182	1
063800 Miscellaneous chemical products	**74451**	**616**	**148130**	**1211**
063801 Artificial graphite, colloidal etc.	3466	28		
063814 Organic composites solvents & thinners			29065	238
063820 Anti-freezing preparations			84	1
063821 Prepared culture media	0	0	4	0
063822 Diagnostic or laboratory reagents	70921	588	118978	973

Import payments by countries /commodities Table-3.2 (Contd.)
(Four digit level HS code)

(First two digit section, second two digit chapter and last two digit indicate four digit level commodities)

(Amount in thousand)

HS Code - Countries/Commodities	2024 - 2025		2025 - 2026	
	Amount (BDT)	Amount (USD)	Amount (BDT)	Amount (USD)
063824 Prepared binders for foundry moulds;	63	1		
070000 Plastics & Rubber Articles Thereof	**16766**	**139**	**244500**	**2007**
073900 Plastics and articles thereof	**6311**	**52**	**12596**	**103**
073906 Acrylic polymers in primry forms	169	1		
073909 Amino-resins, in primary forms	111	1	18	0
073913 Natural polymers, in primary forms			75	1
073916 Monofilament , of plastics	35	0		
073917 Tube, pipe & hoses etc of plastics	2568	21	14	0
073919 Self-adhesive, plates, sheets etc of plastics	311	3	757	6
073921 Other Plates, sheets etc. of plastics	642	5	8207	67
073923 Artilces for the conveyance	283	2		
073926 Other plastics & articles	1774	15	3525	29
073926 other articles of plastics and articles of other materials of heading Nos. 39.01 to 39.14	416	3		
074000 Rubber and articles thereof	**10455**	**87**	**231904**	**1904**
074005 Compound rubber, in primry form	21	0		
074009 Tubes pipes & hoses etc.	3045	25	698	6
074010 Conveyor/transmisions belts of rub	2225	18	1040	9
074011 New pneumatic tyres, of rubber	1331	11	1253	10
074012 Retreaded/use pneumatic tyres			226591	1861
074016 Other articles of vulcanised rubber	3833	32	2322	19
090000 Wood and Articles of Wood; Wood Charcoal; Cork and Articles of Cork; Manufactures of Straw, of Esparto or Other Plaiting Materials; Basketware & Wickerwork	**28**	**0**		
094400 Wood and articles of wood; wood charcoal	**28**	**0**		
094415 Packing cases, boxes crates,etc. of wood	28	0		
100000 Pulp of wood or of other fibrous cellulosic material; recovered (waste and scrap) paper or paperboard; paper and paperboard and articles thereof	**6958**	**57**	**9765**	**80**
104800 Paper and paperboard; articles of paper pulp, of paper or of paperboard	**6230**	**52**	**9663**	**79**
104802 Uncoated paper and paper board			9433	77
104813 Cigarette paper not cut to size	6230	52	230	2
104900 Printed books, newspapers, pictures etc.	**728**	**6**	**102**	**1**
104901 Printed book,brochures,leaflets etc.	69	1		
104911 Other printed mattrer	658	5	102	1
110000 Textiles & Textile Articles	**2759**	**23**	**7340**	**60**
115100 Wool, fine or coarse animal hair; woven fabric	**286**	**2**		
115112 Woven fabrics combed wool/fine animal hair	286	2		
115400 Man-made filaments			**46**	**0**
115407 Woven fabrics of synthetic filament yrn			46	0
115500 Man-made staple fibres	**318**	**3**	**6177**	**50**
115508 Sewing thread man-made staple fibres	318	3	6177	50
115600 Wadding, felt and nonwovens; special yarns etc.	**393**	**3**	**932**	**8**
115602 Felt, coated,covered/laminated	144	1		

Import payments by countries /commodities Table-3.2 (Contd.)
(Four digit level HS code)

(First two digit section, second two digit chapter and last two digit indicate four digit level commodities)

(Amount in thousand)

HS Code - Countries/Commodities	2024 - 2025		2025 - 2026	
	Amount (BDT)	Amount (USD)	Amount (BDT)	Amount (USD)
115604 Rubber thread cord, textile covered,etc			498	4
115607 Twine, cordage, cbles etc.	250	2	434	4
115800 Special woven fabrics; tufted text. Fabrics; lace; tapestries; trimmings; embroidery	**62**	**1**		
115801 Woven pile & chenille fabrics	62	1		
115900 Impregnated, coated, covered textile fabrics etc.	**1487**	**12**	**122**	**1**
115910 Transmission/conveyor belts, of text mtrl			119	1
115911 Text products & artcles	1487	12	3	0
116000 Knitted or crocheted fabrics	**149**	**1**		
116003 Knitted or crochetd fabrics, not exd.30 cm	149	1		
116300 Other made up textile articles; sets; worn clothing and worn textile articles; rags	**62**	**1**	**63**	**1**
116307 Other made up articles incl dress patterns	62	1	63	1
130000 Articles of Stone, Plaster, Cement, Asbestos, Mica or Similar Materials; Ceramic Products; Glass and Glassware	**7727**	**64**	**4130**	**34**
136800 Articles of stone, plaster, asbestos, mica etc.			**2775**	**23**
136806 Slag wool, rock wool etc.			1277	10
136813 Friction material & articles			1498	12
137000 Glass and glassware	**7727**	**64**	**1355**	**11**
137009 Glass mirrors, rear-view mirrors	11	0		
137010 Carboys, bottles, flasks, jar etc.	14	0	118	1
137017 Lab,hygnic/pharmaceautical glassware	6289	53	603	5
137018 Glass beads imitation pearls etc.	1413	12	634	5
150000 Base Metals & Articles of Base Metal	**69492**	**572**	**69668**	**569**
157200 Iron and Steel	**196**	**2**	**150**	**1**
157213 Bars & rods, hot-rolled, of iron			150	1
157223 Wire of stainless steel	196	2		
157300 Articles of Iron and Steel	**25544**	**210**	**43148**	**353**
157301 Sheet piling of iron / steel	15	0		
157304 Tubes, pipes etc. other than cast iron	781	6	1159	9
157306 Other tubes, pipes & hollow profiles			168	1
157307 Tubes/ pipes fittings of iron / steel	109	1	4286	35
157308 Structures & parts of structures	18	0	254	2
157311 Containers for compressed	8	0		
157312 Stranded wire, ropes, cables etc.			85	1
157314 Wire,expanded metal of iron / steel			912	7
157315 Chain and parts, of iron/steel	1809	15	2726	22
157318 Screws,bolts,nuts, etc.	7561	62	14368	117
157320 Springs &leaves for springs	83	1	310	3
157321 Stoves, ranges,cookers etc.			99	1
157323 Table,kitchen articlese,of iron			175	1
157326 Other articles of iron or steel	15162	125	18607	152
157400 Copper and Articles Thereof			**41**	**0**
157415 Nails, tacks, drawing pins, of copper etc.			40	0
157419 Other articles of copper			0	0

Import payments by countries /commodities Table-3.2 (Contd.)
(Four digit level HS code)

(First two digit section, second two digit chapter and last two digit indicate four digit level commodities)

(Amount in thousand)

HS Code - Countries/Commodities	2024 - 2025		2025 - 2026	
	Amount (BDT)	Amount (USD)	Amount (BDT)	Amount (USD)
158200 Tools, implements, cutlery, spoons and forks, of base metal; parts thereof of base metal	**42390**	**348**	**23776**	**195**
158201 Hand tools	63	1		
158202 Hands saws, blades saws etc.	114	1		
158204 Hand-operated spanners & wrenches	488	4		
158205 Hand tools n.i.e			375	3
158207 Interchangeable tools, for hand tools	304	3	515	4
158208 Knives & cutting blades	41418	340	22468	184
158211 Knives with cutting blades			418	3
158214 Other articles of cutlery	3	0		
158300 Miscellaneous articles of base metal	**1362**	**11**	**2553**	**21**
158301 Padlocks & locks, of base metal	69	1	82	1
158302 Base metal mountings,fittings & articles etc.	949	8	143	1
158307 Flexible tubing of base metal			311	3
158308 Clasps, frames, hooks etc.	344	3		
158311 Wire, rods, tubes plates, of base metal			2017	16
160000 Machinery and mechanical appliances; electrical equipment; parts thereof; soundrecorders and reproducers, television image and soundrecorders and reproducers; and parts and accessories of such articles	**2837787**	**23497**	**2129459**	**17422**
168400 Nuclear reactors, boilers, machinery and mechanical appliances; parts thereof	**1979789**	**16392**	**1580863**	**12933**
168405 Producer gas/water gas generators	11159	93		
168406 Steam turbines & other vapour turbines	681	6		
168407 Spark-ignition/rot piston engines	2275	19		
168409 Parts spark-ignition pistn engin	10556	88	45989	376
168411 Turbo-jet turbo-propellers etc.			111722	914
168412 Other engines and motors	1961	16	5110	42
168413 Pumps for liquids	461757	3832	171011	1402
168414 Air/vacum pumps, gas compressors & fans	31765	262	55983	458
168415 Air conditioning machines	4462	37	3347	27
168417 Industrial/lab furmaces & oven etc.	10191	84		
168418 Refrigerators,freezers & othr	11664	96	1732	14
168419 Machinery, plant/ lab equipments etc.	130357	1077	126005	1032
168420 Calendering/other roling machines			702	6
168421 Centrifuges, filtering machinery rtc.	17787	147	24833	203
168422 Dish washing machines, etc.	26326	216	5055	41
168424 Mechanical appliances & the like			53	0
168425 Pulley tackle & hoists etc.	139	1	23	0
168428 Other Lifting, handling, etc.machinery	32057	263	16699	137
168429 Self-propelled bulldozers, angle dozers etc.			41807	343
168431 Parts suitable of machinery	80	1	8513	70
168434 Milking mach & dairy machinery			124	1
168436 Other agri, horti, poltry-kep machinery	1674	14	797	7
168437 Machines cleaning, sorting/grading seed etc.	673	6	3588	29
168438 Machinery n.i.e	34391	282	0	0

Import payments by countries /commodities Table-3.2 (Contd.)
(Four digit level HS code)

(First two digit section, second two digit chapter and last two digit indicate four digit level commodities)

(Amount in thousand)

HS Code - Countries/Commodities	2024 - 2025		2025 - 2026	
	Amount (BDT)	Amount (USD)	Amount (BDT)	Amount (USD)
168441 Other machinery making pulp/paper/board	132	1		
168442 Machinery,apparatus,& equpment	101	1		
168443 Printing machinery	296900	2464	113281	926
168445 Machine preparing txtile fibres	79417	653	23395	192
168448 Auxiliary mach for extrd, drw mch etc.	551491	4574	555206	4540
168450 Household/laundry-type washing mach	2928	25	5632	46
168451 Machinery for washing, cleaning etc.	3929	33	996	8
168452 Sewing machines, n/book sewng mach	68178	564	89991	737
168459 Machine-tools drilling, boring etc.	217	2		
168464 Machine-tools working stone, ceramic etc.	4881	41	97	1
168465 Machine-tools working stapling, wood, etc.			3367	28
168466 Parts & accessories for machine-tools	63	1		
168467 Tools for working in the hand etc.	404	3	5	0
168468 Machine for soldering, brazing etc.			1435	12
168471 Automatic data processing machines etc.	117789	970	34276	280
168473 Parts & accessories of office machineries			1584	13
168474 Machinery washing, crushing etc.	1321	11	470	4
168477 Machinery for working rubber/plastics	2408	20	1930	16
168478 Machinery preparng/making up tobaco	6034	50	792	6
168479 Mechanical appl indivial func. n.i.e	541	4	75549	616
168481 Taps, cocks, valves & similar etc.	17175	141	15552	127
168482 Ball/ roller bearings	9727	80	3492	29
168483 Transmission shafts, crank, bearing etc.	9580	79	12961	106
168484 Gaskets & similar joints of metal sheeting etc.	2453	20	4884	40
168487 Machinery parts,not cont. elect. connectors	14162	116	12875	105
168500 Electrical machinery and equipment and parts thereof; sound recorders and reproducers, television imageand sound recorders and reproducers and parts and accessories of such articles	**857998**	**7105**	**548596**	**4489**
168501 Electric motors and generator	33286	274	16551	135
168502 Electric generating sets, rotary converters			17245	142
168503 Parts electric motor,gen. Set	1965	16	13698	112
168504 Electric transformer, inductors etc.	11914	99	10838	88
168505 Electro-magnets;and articles	2209	19	76	1
168507 Electric accumulator;	244	2	8	0
168511 Electrical ignition equipment, etc.	315	3	31	0
168512 Electrical lighting/signaling equipment,etc			265	2
168514 Industrial/lab electric furnaces, ovens, etc.	3311	27	2017	16
168515 Electric laser/photon beam , etc.			503	4
168516 Electric storage water heater, etc.	127	1	110	1
168517 Telephone sets , other apparatus etc.	154315	1281	24733	202
168518 Microphones & stands therefor;			435	4
168523 Discs, tapes, smart cards etc.	1173	10		
168525 Transmission appart radio-tel, etc.			10891	89
168526 Radar apts,radio remote,etc apts	30	0	3853	31

Import payments by countries /commodities Table-3.2 (Contd.)
(Four digit level HS code)

(First two digit section, second two digit chapter and last two digit indicate four digit level commodities)

(Amount in thousand)

HS Code - Countries/Commodities	2024 - 2025		2025 - 2026	
	Amount (BDT)	Amount (USD)	Amount (BDT)	Amount (USD)
168528 Monitors and projectors etc.	1063	9	1714	14
168528 Monitors and projectors,not incorporating television reception apparatus;reception apparatus for television,whether or not incorporating radio broadcast receivers or sound or videorecording or reproducing apparatus	140	1	241	2
168531 Electrical sound/visual sig apts	236	2	1681	14
168532 Electrical capacitors, fixed,variable etc.	1297	11		
168533 Electrical resistors, not heating	25	0	17	0
168534 Printed circuits	373	3		
168535 Electrical apts for switching > 1000 volts	2864	23	123610	1013
168536 Electrical apparatus for switching or protecting electrical circuits,or for making connections to or in electrical circuits for a voltage notexceeding 1,000 volts; connectors for optical fibres,optical fibres,optical fibre bundles or cables	162	1	70	1
168536 Electrical apts for switching 1000 volts	151501	1246	98711	808
168537 Boards, panels, consols, etc.	470316	3902	190305	1555
168538 Parts: of electrical switching,apts.	7853	65	14498	119
168539 Electric filament/discharge lamps	826	7	385	3
168541 Diodes, transistors, semi-conductor etc.	575	5	588	5
168542 Electronic, integrated circuits	49	0		
168543 Electrical machines & apts. n.i.e.	654	5	7421	61
168544 Insulatd wire, cable etc.	11176	92	7960	65
168545 Carbon electrodes, carbon brushes etc.	1	0	1	0
168548 Electrical parts of machinery or apparatus, not specified or included elsewhere in th			141	1
170000 Vehicales, Aircraft, Vessels and Associated Transport Equipment	**242812**	**1994**	**181703**	**1487**
178600 Railway or tramway locomotives, rollingstock and parts thereof; railway or tramway track fixtures and fittings and parts thereof; mechanical (including electromechanical) trafficsignalling equipment of all kinds			**9218**	**75**
178607 Parts of railway or tramway locomotives			1900	15
178609 Containers for carriage			7319	60
178700 Vehicles other than railway or tramway rollingstock, and parts and accessories thereof	**2778**	**23**	**58944**	**481**
178708 Parts,accessories, motor vehicles	1547	13	32276	263
178714 Parts,accessories, of motorcycle/bicycles	1231	10	26668	218
178800 Aircraft, spacecraft and parts thereof	**240034**	**1971**	**113540**	**930**
178802 Other aircraft, helicopters etc.	11774	96	33415	275
178804 Parachutes,rotochutes & parts			8307	68
178806 Unmanned aircraft:			9838	80
178807 Parts of goods heading 88.01, 88.02 or 88.06	228260	1875	61981	508
180000 Optical, Photographic, Cinematographic, Measuring, Checking, Precision, Medical Orsurgical Instruments and Apparatus; Clocks and Watches; Musical Instruments; Parts and Accessories Thereof	**336065**	**2776**	**344053**	**2811**

Import payments by countries /commodities Table-3.2 (Contd.)
(Four digit level HS code)

(First two digit section, second two digit chapter and last two digit indicate four digit level commodities)

(Amount in thousand)

HS Code - Countries/Commodities	2024 - 2025		2025 - 2026	
	Amount (BDT)	Amount (USD)	Amount (BDT)	Amount (USD)
189000 Optical, photographic, cinematographic, measuring, checking, precision, medical orsurgical instruments and apparatus; parts and accessories thereof	**309120**	**2556**	**344053**	**2811**
189012 Microscopes excl opt micros	70821	583	122341	999
189017 Drawing, marking-out etc. inst.			4	0
189018 Instruments in medical,surgical, etc.	10410	87	13243	108
189019 Mechano-therapy,etc,appliances			125	1
189021 Orthopaedic,appliances etc.	57	0		
189022 Appratus based on x-ray,alpha, etc.	26780	227	13885	113
189025 Hydrometers,thermometers etc.	1436	12	106	1
189026 Instruments, checking flow,level etc.	5539	45	4826	39
189027 Instruments, physical, chemical analysis etc.	164083	1354	168389	1377
189028 Gas,liquid, electricty meters			3197	26
189029 Revolution counters,taximeters etc.			1	0
189030 Oscilloscopes, spectrum analysers etc.,	17351	143	1026	8
189031 Measuring/checking instrument	9015	74	15007	123
189032 Automatic regulating instru	3075	25	162	1
189033 Parts & accessories n.i.s	553	5	1742	14
189100 Clocks and watches and parts thereof	**26945**	**220**		
189104 Instrument panel clocks etc.	26945	220		
190000 Arms and Ammunition; Parts and Accessories Thereof			**47112**	**384**
199300 Arms and ammunition; parts and accessories thereof			**47112**	**384**
199301 Military weapons			47112	384
200000 Miscellaneous Manufactured Articles	**9548**	**81**	**1339**	**11**
209400 Furniture; bedding, mattresses, mattress supports, cushions and similar stuffed furnishings; lamps and light fittings, not elsewhere specified or included; illuminated signs, illuminatednameplates and the like; prefabricated buildings	**9548**	**81**	**259**	**2**
209401 Seats and parts	82	1		
209402 Medical, surgical, dental furniture	9386	79	257	2
209403 Other furniture & parts	80	1		
209405 Lamps and lighting fittings & parts			2	0
209600 Miscellaneous manufactured articles			**1080**	**9**
209603 Brooms, brushes, etc.			1080	9
Denmark	**11799067**	**97752**	**13601884**	**111148**
010000 Live Animals and Animal Products	**651926**	**5409**	**61938**	**506**
010400 Dairy produce; bird's eggs; natural honey; Edible products of animal origin, not elsewhere specified or included.	**651926**	**5409**	**61938**	**506**
010401 Milk & cream, not containing sugar	4446	37	1190	10
010402 Milk & cream, containing sugar	635579	5274	37498	306
010403 Buttermilk, curdled milk & cream, yogurt etc.	165	1		
010405 Butter , dairy spreads	6878	57	17518	143
010406 Cheese and curd	4857	40	5732	47

Import payments by countries /commodities Table-3.2 (Contd.)
(Four digit level HS code)

(First two digit section, second two digit chapter and last two digit indicate four digit level commodities)

(Amount in thousand)

HS Code - Countries/Commodities	2024 - 2025		2025 - 2026	
	Amount (BDT)	Amount (USD)	Amount (BDT)	Amount (USD)
020000 Vegetable Products	**152154**	**1258**	**136529**	**1119**
021100 Products of the milling industry; Malt; Starces; Inulin; Eheat gluten	**145325**	**1201**	**127452**	**1045**
021108 Starches ; inulin	145325	1201	127452	1045
021200 Oil seeds and oleaginous fruits; miscellaneous grains; seeds and fruit; industrial or medicinal plants; straw and fodder	**547**	**4**	**959**	**8**
021208 Flours & meals of oil seeds, not mustard	547	4	959	8
021300 Lac; Gums, Resins and other vegetable saps and extracts	**6282**	**52**	**8118**	**66**
021302 Vegetable saps and extracts;	6282	52	8118	66
030000 Animal or vegetable fats and oils and their cleavage products; prepared edible fats; animal or vegetable waxes	**1821**	**15**	**2164**	**18**
031500 Animal or vegetable fats and oils and their cleavage products; prepared edible fats; animal or vegetable waxes	**1821**	**15**	**2164**	**18**
031516 Animal/vegetable fats & oils, not refined	578	5		
031517 Margarine & other oils	1243	10	2164	18
040000 Prepared foodstuffs; Beverages, Spirits and vineger; Tobacco and manufactured tobacco substitues	**3669525**	**30462**	**4969632**	**40614**
041800 Cocoa and cocoa preparations	**4416**	**37**		
041805 Cocoa powder,not add sugr/sweet	4416	37		
041900 Preparations of cereals, flour, starch or milk; pastry cooks' products	**3601920**	**29901**	**4894110**	**39998**
041901 Malt extract;	3601721	29899	4894110	39998
041905 Bread,pastry,cakes,biscuits etc.	199	2		
042000 Preparations of vegetables, fruit, nuts or other parts of plants	**6412**	**53**	**11130**	**91**
042004 Other Veg. prep/presrv., frozen	116	1	67	1
042007 Jams,fruit jellies etc.	1957	16	1487	12
042009 Frut & vegetable juices	4339	35	9576	78
042100 Miscellaneous edible preparations	**31354**	**258**	**51414**	**420**
042102 Yeast; baking powder	15658	129	34026	277
042106 Food preparations n.e.s	15696	129	17389	142
042200 Beverages, spirits and vinegar	**2151**	**18**	**3720**	**30**
042203 Beer made from malt	2151	18	1929	16
042208 Undenaturd ethyl alcohol vol. 0%			1791	15
042300 Residues and waste from the food industries; Prepared animal fodder	**23272**	**194**	**9258**	**76**
042309 Preparations of a kind used in animal feeding	23272	194	9258	76
050000 Mineral Products	**15130**	**125**	**18160**	**149**
052500 Salt; sulphur; earths and stone; plastering materials, lime and cement	**14671**	**121**	**18160**	**149**
052501 Salt and pure sodium chloride	14671	121	18160	149
052700 Mineral fuels, mineral oilsand products of their distillation bituminous substances; mineral waxes	**459**	**4**		

Import payments by countries /commodities Table-3.2 (Contd.)
(Four digit level HS code)

(First two digit section, second two digit chapter and last two digit indicate four digit level commodities)

(Amount in thousand)

HS Code - Countries/Commodities	2024 - 2025		2025 - 2026	
	Amount (BDT)	Amount (USD)	Amount (BDT)	Amount (USD)
052710 Petroleum oils and oils obtained from bituminous minerals,other than crude; preparations not elsewherespecified or included,containing by weight 70% or more of petroleum oils or of oils obtained from bituminous minerals,these oils being the basic constituents of the preparation;waste oils	459	4		
060000 Products of the Chemical or Allied Industries	**4236528**	**35067**	**4214807**	**34473**
062800 Inorganic chemicals; organic or inorganic compounds of precious metals, of rare-earth metals, of radioactive elements or of isotopes	**9309**	**78**	**8053**	**66**
062806 Hydrogen chloride, chlorosulphuric acid	22	0		
062816 Hydroxide & peroxide magnesium			10	0
062818 Artificial corundum, aluminium oxide/hydroxide	660	5	1487	12
062823 Titanium oxides			17	0
062825 Hydrazine/hydroxylamine & salt etc.			9	0
062827 Chloride/bromide/iodides			72	1
062831 Dithionites and sulphoxylates	16	0	8	0
062832 Sulphites; thiosulphates			19	0
062834 Nitrites; nitrates			16	0
062835 Phosphinates, phosphonates	8302	69	6396	52
062836 Carbonates; peroxocarbonates	310	3	19	0
062900 Organic chemicals	**2604900**	**21634**	**2987813**	**24439**
062907 Phenols;phenol-alcohols	777	6		
062915 Saturated acyclice,monocarboxilic acid etc.	4819	40	102	1
062918 Carboxylic acids	340	3	342	3
062922 Oxygen-function amino-compound	2950	24		
062923 Qaternary ammonium salts etc.	1048	9		
062930 Organo-sulphur compounds	9660	79	14101	115
062933 Heterocyclic comp w/nitrogen			18	0
062934 Nucleic acids & their salts;			20	0
062936 Provitamins & vitamins etc.	266304	2214	412080	3366
062937 Hormones, prostaglandins etc.	2169595	18025	2397083	19612
062940 Sugars , oter than sucrose etc.	125882	1038	148433	1214
062941 Antibiotics	21342	178	15635	128
062942 Other organic compounds	2184	18		
063000 Pharmaceutical products	**946539**	**7771**	**670472**	**5486**
063001 Glands and other organs	242	2	396	3
063002 Humn & animal blood	5210	44	25222	206
063003 Medicament consist. two or more mixed,for therapeutic use	6606	56	42	0
063004 Medicament consist. mixed/unmixed,for therapeutic use	925960	7598	644811	5276
063006 Pharmaceutical goods	8520	71		
063200 Tanning or dyeing extracts; Tannins and their derivatives; Dyes, pigments and other colouring matter; Paints and varnishes; Putty and other mastics; Inks	**89698**	**739**	**40692**	**332**
063203 Colorng mater veg/ animl orign	2303	19	21705	177
063204 Synthetic organic colouring matter	87394	720	18631	152

Import payments by countries /commodities Table-3.2 (Contd.)
(Four digit level HS code)

(First two digit section, second two digit chapter and last two digit indicate four digit level commodities)

(Amount in thousand)

HS Code - Countries/Commodities	2024 - 2025		2025 - 2026	
	Amount (BDT)	Amount (USD)	Amount (BDT)	Amount (USD)
063209 Other paints and varnishes ;			356	3
063300 Essential oils & resinoids; Perfum, cosmetic or toilet preperations	**4260**	**35**	**605**	**5**
063302 Mix of odoriferous substancees	4257	35	605	5
063303 Perfumes and toilet waters	2	0		
063400 Soap, organic surf-active agents, lubricating etc.	**5432**	**44**	**1117**	**9**
063402 Organic surfac-active agents	3408	28	379	3
063403 Lubricat preparations etc.	2023	16	273	2
063405 Polish and cream for footwear, furniture etc.			465	4
063500 Albuminoidal substances; modified starches, glues, enzymes	**475122**	**3923**	**405010**	**3312**
063505 Dextrins & other modified starches	14046	116	7517	62
063507 Enzymes; prepared enzymes n.e.s	461076	3807	397493	3250
063800 Miscellaneous chemical products	**101269**	**843**	**101045**	**825**
063802 Activated carbon, animal black etc.			2027	17
063809 Finishing agents,dye carriers etc.	214	2		
063814 Organic composites solvents & thinners			308	3
063815 Reaction initiator & accelerators	58716	489	40994	334
063819 Hydraulic brake fluids			138	1
063821 Prepared culture media	1217	10	1585	13
063822 Diagnostic or laboratory reagents	36014	299	51224	419
063824 Prepared binders for foundry moulds;	5109	42	4768	39
070000 Plastics & Rubber Articles Thereof	**122497**	**1017**	**98185**	**804**
073900 Plastics and articles thereof	**111567**	**927**	**49533**	**405**
073906 Acrylic polymers in primry forms			2744	23
073910 Silicons in primary forms			1543	13
073913 Natural polymers, in primary forms	7942	66	9439	77
073917 Tube, pipe & hoses etc of plastics	792	7	3300	27
073920 Other plates,sheets,etc of plastic, non-cellular	174	1	346	3
073922 Baths,shower-baths, wash-basin etc.			114	1
073923 Artilces for the conveyance	91053	757	22719	186
073924 Tableware, kitchenware, of plastics	130	1		
073926 Other plastics & articles	11476	95	9176	75
073926 other articles of plastics and articles of other materials of heading Nos. 39.01 to 39.14			151	1
074000 Rubber and articles thereof	**10929**	**90**	**48652**	**398**
074002 Synthetic rub/factice deriv from oil			752	6
074009 Tubes pipes & hoses etc.	992	8	526	4
074010 Conveyor/transmisions belts of rub	431	4	73	1
074014 Hygienic/pharmaceutical articles of rub	2563	21	8983	73
074016 Other articles of vulcanised rubber	6943	57	38319	314
090000 Wood and Articles of Wood; Wood Charcoal; Cork and Articles of Cork; Manufactures of Straw, of Esparto or Other Plaiting Materials; Basketware & Wickerwork			**9820**	**80**
094400 Wood and articles of wood; wood charcoal			**9820**	**80**

Import payments by countries /commodities Table-3.2 (Contd.)
(Four digit level HS code)

(First two digit section, second two digit chapter and last two digit indicate four digit level commodities)

(Amount in thousand)

HS Code - Countries/Commodities	2024 - 2025		2025 - 2026	
	Amount (BDT)	Amount (USD)	Amount (BDT)	Amount (USD)
094403 Wood in the rough			9820	80
100000 Pulp of wood or of other fibrous cellulosic material; recovered (waste and scrap) paper or paperboard; paper and paperboard and articles thereof	**1955**	**16**	**15112**	**123**
104800 Paper and paperboard; articles of paper pulp, of paper or of paperboard	**1951**	**16**	**15112**	**123**
104811 Paper, paperboard, cellulose wadding etc.			13797	112
104821 Paper/board labels of all kind	1951	16	1315	11
104900 Printed books, newspapers, pictures etc.	**5**	**0**		
104901 Printed book,brochures,leaflets etc.	5	0		
110000 Textiles & Textile Articles	**0**	**0**	**7982**	**65**
115600 Wadding, felt and nonwovens; special yarns etc.	**0**	**0**		
115602 Felt, coated,covered/laminated	0	0		
116200 Articles of apparel & cloth accessories, not knitted/crocheted			**7982**	**65**
116217 Other made up cloth acesor & parts of garmt			7982	65
130000 Articles of Stone, Plaster, Cement, Asbestos, Mica or Similar Materials; Ceramic Products; Glass and Glassware	**6038**	**50**	**12685**	**104**
136800 Articles of stone, plaster, asbestos, mica etc.	**114**	**1**		
136815 Articles of stone/other mineral lsubs	114	1		
137000 Glass and glassware	**5924**	**49**	**12685**	**104**
137010 Carboys, bottles, flasks, jar etc.	4807	40	4591	38
137013 Glassware of table, kitchn, toilt etc.	8	0		
137014 Signalling glassware & optical elements			7972	65
137017 Lab,hygnic/pharmaceautical glassware	1109	9	122	1
150000 Base Metals & Articles of Base Metal	**84856**	**700**	**172397**	**1409**
157200 Iron and Steel	**17419**	**143**	**221**	**2**
157204 Ferrous waste & scrap	17407	143		
157222 Other bars & rods, of stainless steel			221	2
157229 Wire of other alloy steel	12	0		
157300 Articles of Iron and Steel	**20302**	**167**	**26532**	**216**
157304 Tubes, pipes etc. other than cast iron	10	0		
157305 Other tubes, pipes, having circular cross-sections	2067	17		
157307 Tubes/ pipes fittings of iron / steel	9314	76	664	5
157311 Containers for compressed	294	2	12698	103
157312 Stranded wire, ropes, cables etc.	218	2		
157315 Chain and parts, of iron/steel	212	2	749	6
157318 Screws,bolts,nuts, etc.	1708	14	1536	13
157319 Sewing/knitting needles, etc.	115	1	91	1
157320 Springs &leaves for springs	1078	9	782	6
157321 Stoves, ranges,cookers etc.			13	0
157324 Sanitary ware & parts, of iron/ steel	24	0		
157325 Other cast articles,of iron or stl	626	5		
157326 Other articles of iron or steel	4635	38	9997	82

Import payments by countries /commodities Table-3.2 (Contd.)
(Four digit level HS code)

(First two digit section, second two digit chapter and last two digit indicate four digit level commodities)

(Amount in thousand)

HS Code - Countries/Commodities	2024 - 2025		2025 - 2026	
	Amount (BDT)	Amount (USD)	Amount (BDT)	Amount (USD)
157400 Copper and Articles Thereof	**3576**	**29**	**358**	**3**
157407 Copper bars,rods refined profiles			98	1
157415 Nails, tacks, drawing pins, of copper etc.	3576	29	256	2
157419 Other articles of copper			4	0
157600 Aluminium and Articles Thereof	**1079**	**9**	**131**	**1**
157604 Aluminium bars, rods & profiles	1043	9	100	1
157616 Other aluminium articles	36	0	31	0
158200 Tools, implements, cutlery, spoons and forks, of base metal; parts thereof of base metal	**3084**	**25**	**704**	**6**
158201 Hand tools	66	1		
158203 Files, rasps, pliers, etc.	22	0	11	0
158205 Hand tools n.i.e	76	1	245	2
158208 Knives & cutting blades	2921	24	448	4
158300 Miscellaneous articles of base metal	**39396**	**326**	**144452**	**1182**
158301 Padlocks & locks, of base metal	24	0		
158302 Base metal mountings,fittings & articles etc.	51	0	168	1
158307 Flexible tubing of base metal	6425	53	30033	246
158309 Stoppers, caps & lids of base metal	32895	273	114250	934
160000 Machinery & mechanical appliances; electrical equipment;	**8085**	**69**		
168500 Electrical machinery and equipment and parts	**8085**	**69**		
168526 Radar apts,radio remote,etc apts	8085	69		
160000 Machinery and mechanical appliances; electrical equipment; parts thereof; soundrecorders and reproducers, television image and soundrecorders and reproducers; and parts and accessories of such articles	**2017828**	**16725**	**3523754**	**28751**
168400 Nuclear reactors, boilers, machinery and mechanical appliances; parts thereof	**1646522**	**13638**	**3377848**	**27558**
168402 Steam /other vapour generating boilers	37783	308	108537	884
168405 Producer gas/water gas generators	49422	412		
168409 Parts spark-ignition pistn engin	7965	67	14955	123
168411 Turbo-jet turbo-propellers etc.			380	3
168412 Other engines and motors	67	1	2065	17
168413 Pumps for liquids	158850	1314	114596	938
168414 Air/vacum pumps, gas compressors & fans	21471	179	14955	123
168415 Air conditioning machines	13206	108	234	2
168416 Furnace burners for liquid fuel,etc.	2682	22	838	7
168417 Industrial/lab furmaces & oven etc.			136740	1115
168418 Refrigerators,freezers & othr	112417	937	162884	1332
168419 Machinery, plant/ lab equipments etc.	1846	15	8404	69
168421 Centrifuges, filtering machinery rtc.	16565	136	13225	108
168422 Dish washing machines, etc.	250662	2072	570323	4672
168424 Mechanical appliances & the like	3210	26	587	5
168425 Pulley tackle & hoists etc.	9976	82		
168427 Fork-lift truks;			357	3
168428 Other Lifting, handling, etc.machinery			1347	11
168431 Parts suitable of machinery	1403	11	3992	33

Import payments by countries /commodities Table-3.2 (Contd.)
(Four digit level HS code)

(First two digit section, second two digit chapter and last two digit indicate four digit level commodities)

(Amount in thousand)

HS Code - Countries/Commodities	2024 - 2025		2025 - 2026	
	Amount (BDT)	Amount (USD)	Amount (BDT)	Amount (USD)
168434 Milking mach & dairy machinery	8434	69	13035	107
168436 Other agri, horti, poltry-kep machinery	4136	34	1237	10
168438 Machinery n.i.e	478170	3927	30619	250
168442 Machinery,apparatus,& equpment	75	1	68	1
168443 Printing machinery	52055	427	509	4
168448 Auxiliary mach for extrd, drw mch etc.	3109	25	267	2
168451 Machinery for washing, cleaning etc.	220	2	375	3
168460 Machine-tools deburring, sharpening etc.			9530	78
168466 Parts & accessories for machine-tools			53	0
168471 Automatic data processing machines etc.	697	6	1864	15
168474 Machinery washing, crushing etc.			3251	26
168475 Machines for assembling elect. lamps etc.			439	4
168477 Machinery for working rubber/plastics	117	1		
168478 Machinery preparng/making up tobaco			2110179	17190
168479 Mechanical appl indivial func. n.i.e	343478	2894	2762	23
168481 Taps, cocks, valves & similar etc.	40694	333	27868	227
168482 Ball/ roller bearings	8257	68	4605	38
168483 Transmission shafts, crank, bearing etc.	6956	57	7612	62
168484 Gaskets & similar joints of metal sheeting etc.	4843	40	5097	42
168487 Machinery parts,not cont. elect. connectors	7756	64	4060	33
168500 Electrical machinery and equipment and parts thereof; sound recorders and reproducers, television imageand sound recorders and reproducers and parts and accessories of such articles	**371306**	**3087**	**145905**	**1193**
168501 Electric motors and generator	2095	17	1260	10
168502 Electric generating sets, rotary converters	19113	157		
168503 Parts electric motor,gen. Set	635	5	45072	368
168504 Electric transformer, inductors etc.	28349	235	33538	274
168507 Electric accumulator;			66	1
168511 Electrical ignition equipment, etc.	2022	17	20578	169
168515 Electric laser/photon beam , etc.			543	4
168516 Electric storage water heater, etc.	743	6	947	8
168517 Telephone sets , other apparatus etc.	100221	835	529	4
168518 Microphones & stands therefor;	1989	17		
168523 Discs, tapes, smart cards etc.	74	1	208	2
168525 Transmission appart radio-tel, etc.	279	2		
168526 Radar apts,radio remote,etc apts	192960	1608		
168528 Monitors and projectors etc.	17	0	4669	38
168528 Monitors and projectors,not incorporating television reception apparatus;reception apparatus for television,whether or not incorporating radio broadcast receivers or sound or videorecording or reproducing apparatus			35	0
168531 Electrical sound/visual sig apts	821	7	170	1
168533 Electrical resistors, not heating	524	4		
168535 Electrical apts for switching > 1000 volts			567	5

Import payments by countries /commodities Table-3.2 (Contd.)
(Four digit level HS code)

(First two digit section, second two digit chapter and last two digit indicate four digit level commodities)

(Amount in thousand)

HS Code - Countries/Commodities	2024 - 2025		2025 - 2026	
	Amount (BDT)	Amount (USD)	Amount (BDT)	Amount (USD)
168536 Electrical apparatus for switching or protecting electrical circuits,or for making connections to or in electrical circuits for a voltage notexceeding 1,000 volts; connectors for optical fibres,optical fibres,optical fibre bundles or cables	186	2	914	8
168536 Electrical apts for switching 1000 volts	1664	14	1295	11
168537 Boards, panels, consols, etc.	5124	42	11593	95
168538 Parts: of electrical switching,apts.	4839	40	7915	65
168539 Electric filament/discharge lamps	1613	13		
168542 Electronic, integrated circuits	577	5	1727	14
168543 Electrical machines & apts. n.i.e.	2242	19	7419	61
168544 Insulatd wire, cable etc.	4516	37	4535	37
168545 Carbon electrodes, carbon brushes etc.	703	6	2323	19
170000 Vehicales, Aircraft, Vessels and Associated Transport Equipment	**651686**	**5360**	**100501**	**819**
178600 Railway or tramway locomotives, rollingstock and parts thereof; railway or tramway track fixtures and fittings and parts thereof; mechanical (including electromechanical) trafficsignalling equipment of all kinds	**862**	**7**		
178609 Containers for carriage	862	7		
178700 Vehicles other than railway or tramway rollingstock, and parts and accessories thereof	**17**	**0**	**6831**	**56**
178708 Parts,accessories, motor vehicles			2	0
178714 Parts,accessories, of motorcycle/bicycles			6828	56
178716 Trailer & semi-trailers;	17	0		
178900 Ships, boats and floating structures	**650808**	**5353**	**93670**	**763**
178908 Vessels & other,breaking up	650808	5353	93670	763
180000 Optical, Photographic, Cinematographic, Measuring, Checking, Precision, Medical Orsurgical Instruments and Apparatus; Clocks and Watches; Musical Instruments; Parts and Accessories Thereof	**162137**	**1339**	**229111**	**1876**
189000 Optical, photographic, cinematographic, measuring, checking, precision, medical orsurgical instruments and apparatus; parts and accessories thereof	**162137**	**1339**	**229111**	**1876**
189001 Optical fibres etc			131	1
189015 Surveying, hydrographic etc.	2612	21		
189016 Balances of a sensitivity of 5cg			2360	19
189018 Instruments in medical,surgical, etc.	18874	155	24318	199
189021 Orthopaedic,appliances etc.	33034	273	50116	411
189022 Appratus based on x-ray,alpha, etc.	152	1	1865	15
189025 Hydrometers,thermometers etc.	4647	38	30118	246
189026 Instruments, checking flow,level etc.	29142	242	17982	147
189027 Instruments, physical, chemical analysis etc.	36746	304	42417	348
189028 Gas,liquid, electricty meters	98	1		
189029 Revolution counters,taximeters etc.	355	3		
189030 Oscilloscopes, spectrum analysers etc.,	1868	15	3237	27
189031 Measuring/checking instrument	30355	250	55144	452
189032 Automatic regulating instru	2144	17	877	7
189033 Parts & accessories n.i.s	2112	17	546	4

Import payments by countries /commodities Table-3.2 (Contd.)
(Four digit level HS code)

(First two digit section, second two digit chapter and last two digit indicate four digit level commodities)

(Amount in thousand)

HS Code - Countries/Commodities	2024 - 2025		2025 - 2026	
	Amount (BDT)	Amount (USD)	Amount (BDT)	Amount (USD)
180000 Optical, photographic, clocks, musical instruments etc.	**5512**	**46**		
189000 Optical, photographic, etc.	**5512**	**46**		
189014 Direction finding compasses	5512	46		
200000 Miscellaneous Manufactured Articles	**11387**	**95**	**29106**	**238**
209400 Furniture; bedding, mattresses, mattress supports, cushions and similar stuffed furnishings; lamps and light fittings, not elsewhere specified or included; illuminated signs, illuminatednameplates and the like; prefabricated buildings	**171**	**1**	**1661**	**14**
209402 Medical, surgical, dental furniture			1495	12
209403 Other furniture & parts			37	0
209405 Lamps and lighting fittings & parts	171	1	130	1
209500 Toys, games and sports requisites; parts and accessories thereof			**955**	**8**
209503 Tricycles, scooters, pedal cars etc.			955	8
209600 Miscellaneous manufactured articles	**11216**	**93**	**26490**	**217**
209603 Brooms, brushes, etc.	83	1	385	3
209607 Slide fasteners and parts	1634	13	3862	32
209612 Typewriter ribbons,inked, etc.	9498	79	22243	182
Dominica	**20849**	**171**	**938**	**8**
060000 Products of the Chemical or Allied Industries			**756**	**6**
063000 Pharmaceutical products			**756**	**6**
063006 Pharmaceutical goods			756	6
150000 Base Metals & Articles of Base Metal	**20849**	**171**		
157200 Iron and Steel	**20849**	**171**		
157204 Ferrous waste & scrap	20849	171		
180000 Optical, Photographic, Cinematographic, Measuring, Checking, Precision, Medical Orsurgical Instruments and Apparatus; Clocks and Watches; Musical Instruments; Parts and Accessories Thereof			**182**	**1**
189000 Optical, photographic, cinematographic, measuring, checking, precision, medical orsurgical instruments and apparatus; parts and accessories thereof			**182**	**1**
189018 Instruments in medical,surgical, etc.			51	0
189033 Parts & accessories n.i.s			130	1
Dominican Republic	**1380625**	**11428**	**2315484**	**18934**
060000 Products of the Chemical or Allied Industries	**6347**	**52**	**3409**	**28**
062900 Organic chemicals			**350**	**3**
062909 Ether,ether alcohols, etc.			350	3
063000 Pharmaceutical products	**6347**	**52**	**3059**	**25**
063006 Pharmaceutical goods	6347	52	3059	25
080000 Raw Hides and Skins, Leather and Articles Thereof; Saddlery and Harness; Travel Goods, Handbags nad Similar Containers; Articles of Animal Gut			**1270**	**10**
084100 Raw hides and skins and leather			**1270**	**10**
084107 Leather further prepared aft tann,of bovine			1270	10
150000 Base Metals & Articles of Base Metal	**1351085**	**11184**	**2291874**	**18741**

Import payments by countries /commodities Table-3.2 (Contd.)
(Four digit level HS code)

(First two digit section, second two digit chapter and last two digit indicate four digit level commodities)

(Amount in thousand)

HS Code - Countries/Commodities	2024 - 2025		2025 - 2026	
	Amount (BDT)	Amount (USD)	Amount (BDT)	Amount (USD)
157200 Iron and Steel	**1351085**	**11184**	**2291874**	**18741**
157204 Ferrous waste & scrap	1351085	11184	2291874	18741
160000 Machinery and mechanical appliances; electrical equipment; parts thereof; soundrecorders and reproducers, television image and soundrecorders and reproducers; and parts and accessories of such articles	**1042**	**9**	**279**	**2**
168500 Electrical machinery and equipment and parts thereof; sound recorders and reproducers, television imageand sound recorders and reproducers and parts and accessories of such articles	**1042**	**9**	**279**	**2**
168536 Electrical apts for switching 1000 volts	1042	9	279	2
180000 Optical, Photographic, Cinematographic, Measuring, Checking, Precision, Medical Orsurgical Instruments and Apparatus; Clocks and Watches; Musical Instruments; Parts and Accessories Thereof	**22151**	**183**	**18652**	**153**
189000 Optical, photographic, cinematographic, measuring, checking, precision, medical orsurgical instruments and apparatus; parts and accessories thereof	**22151**	**183**	**18652**	**153**
189018 Instruments in medical,surgical, etc.	20895	173	8154	67
189025 Hydrometers,thermometers etc.	202	2		
189033 Parts & accessories n.i.s	1054	9	10499	86
Ecuador	**45903**	**381**	**17756**	**145**
010000 Live Animals and Animal Products			**6998**	**57**
010500 Products of animal origin, not elsewhere specified orincluded			**6998**	**57**
010511 Animal products, nes			6998	57
030000 Animal or vegetable fats and oils and their cleavage products; prepared edible fats; animal or vegetable waxes	**9649**	**82**	**2293**	**19**
031500 Animal or vegetable fats and oils and their cleavage products; prepared edible fats; animal or vegetable waxes	**9649**	**82**	**2293**	**19**
031504 Fats and oils & their fractions	9649	82	2293	19
040000 Prepared foodstuffs; Beverages, Spirits and vineger; Tobacco and manufactured tobacco substitues	**32210**	**266**	**6639**	**54**
042300 Residues and waste from the food industries; Prepared animal fodder	**32210**	**266**	**6639**	**54**
042309 Preparations of a kind used in animal feeding	32210	266	6639	54
090000 Wood and Articles of Wood; Wood Charcoal; Cork and Articles of Cork; Manufactures of Straw, of Esparto or Other Plaiting Materials; Basketware & Wickerwork	**4044**	**33**	**1346**	**11**
094400 Wood and articles of wood; wood charcoal	**4044**	**33**	**1346**	**11**
094403 Wood in the rough	4044	33	1346	11
200000 Miscellaneous Manufactured Articles			**479**	**4**
209600 Miscellaneous manufactured articles			**479**	**4**
209606 Buttons, press/snap-fasteners, etc			479	4
Egypt	**10899318**	**89841**	**20337951**	**166248**
010000 Live Animals and Animal Products	**3733**	**31**	**9260**	**76**
010100 Live animals	**482**	**4**	**507**	**4**
010106 Other live animals	482	4	507	4

Import payments by countries /commodities Table-3.2 (Contd.)
(Four digit level HS code)

(First two digit section, second two digit chapter and last two digit indicate four digit level commodities)

(Amount in thousand)

HS Code - Countries/Commodities	2024 - 2025		2025 - 2026	
	Amount (BDT)	Amount (USD)	Amount (BDT)	Amount (USD)
010400 Dairy produce; bird's eggs; natural honey; Edible products of animal origin, not elsewhere specified or included.	**2465**	**20**	**8096**	**66**
010401 Milk & cream, not containing sugar	326	3		
010402 Milk & cream, containing sugar	29	0		
010406 Cheese and curd	2111	17	8096	66
010500 Products of animal origin, not elsewhere specified orincluded	**785**	**6**	**657**	**5**
010501 Human hair	517	4	657	5
010507 Ivory, tortoise-shell, whalebone etc.	268	2		
020000 Vegetable Products	**5815152**	**47933**	**5017970**	**40955**
020700 Edible vegetable and certain roots and tubers	**204213**	**1702**	**11272**	**92**
020703 Onions, shallots, garlic,fresh or chilled	189123	1577		
020705 Lettuce and chicory, fresh or chilled			275	2
020711 Vegetables provisionally preserved	1509	12		
020712 Dried vegetables	13580	113	10997	90
020800 Edible fruit nuts; peel of citrus fruit or melons	**5289391**	**43563**	**4692111**	**38287**
020804 Dates figs pinapples etc., fresh/dried	519129	4270	619202	5059
020805 Citrus fruits, fresh or dried	4735836	39008	4064376	33158
020808 Apples,pears & quinces, fresh	11116	92	1320	11
020810 Other fruit ,fresh	23309	194	7213	59
020900 Coffee, tea, mate and spices	**317080**	**2631**	**304790**	**2496**
020909 Seeds of anise/badian/cumin etc.	317080	2631	304790	2496
021200 Oil seeds and oleaginous fruits; miscellaneous grains; seeds and fruit; industrial or medicinal plants; straw and fodder	**4468**	**37**	**9797**	**80**
021202 Ground-nut, not roastd/cooked			6523	53
021206 Sunflower seeds,whether or not broken	4468	37	3274	27
040000 Prepared foodstuffs; Beverages, Spirits and vineger; Tobacco and manufactured tobacco substitues	**267500**	**2227**	**19015**	**156**
041900 Preparations of cereals, flour, starch or milk; pastry cooks' products	**1131**	**9**	**215**	**2**
041902 Pasta whether or not cooked	1131	9	215	2
042000 Preparations of vegetables, fruit, nuts or other parts of plants	**2916**	**24**	**2123**	**17**
042001 Vegetibles,fruit,nut & other edible part of plants	743	6	1446	12
042005 Other Veg. prep/presrv., not frozen	168	1	90	1
042007 Jams,fruit jellies etc.			347	3
042008 Fruit & nuts etc.,			240	2
042009 Frut & vegetable juices	2005	17		
042100 Miscellaneous edible preparations	**642**	**5**	**109**	**1**
042103 Sauces and preparations thereof	28	0	109	1
042106 Food preparations n.e.s	614	5		
042300 Residues and waste from the food industries; Prepared animal fodder	**262811**	**2188**	**16568**	**136**
042302 Bran sharps and othere residues			1752	14
042309 Preparations of a kind used in animal feeding	262811	2188	14815	122

Import payments by countries /commodities Table-3.2 (Contd.)
(Four digit level HS code)

(First two digit section, second two digit chapter and last two digit indicate four digit level commodities)

(Amount in thousand)

HS Code - Countries/Commodities	2024 - 2025		2025 - 2026	
	Amount (BDT)	Amount (USD)	Amount (BDT)	Amount (USD)
050000 Mineral Products	**931350**	**7709**	**1447112**	**11829**
052500 Salt; sulphur; earths and stone; plastering materials, lime and cement	**921949**	**7629**	**1445480**	**11816**
052505 Natural sand of all kinds	46579	390		
052509 Chalk	3004	25	1256	10
052511 Natural barium sulphate, etc.			71374	583
052515 Marble,travertine, ecaussine stone etc.	690	6		
052517 Pebble, gravel, broken or crushd stone	727734	6018	1213026	9916
052518 Dolomite all kind	738	6	711	6
052520 Gypsum;anhydrite plasters	132401	1094	152079	1244
052521 Limestone flux	10803	91	2097	17
052522 Quicklime, slaked lime, hydralic lime			4937	40
052700 Mineral fuels, mineral oilsand products of their distillation bituminous substances; mineral waxes	**9400**	**79**	**1632**	**13**
052710 Petroleum oils and oils obtained from bituminous minerals,other than crude; preparations not elsewherespecified or included,containing by weight 70% or more of petroleum oils or of oils obtained from bituminous minerals,these oils being the basic constituents of the preparation;waste oils	1387	12	929	8
052710 Petroleum oils, refined	8013	68	703	6
060000 Products of the Chemical or Allied Industries	**2135935**	**17473**	**12431252**	**101681**
062800 Inorganic chemicals; organic or inorganic compounds of precious metals, of rare-earth metals, of radioactive elements or of isotopes	**18183**	**151**	**20426**	**167**
062836 Carbonates; peroxocarbonates	16250	135	13555	111
062844 Radioactive chemical elements/isotops	1933	16	6871	56
062900 Organic chemicals	**1896**	**16**	**462**	**4**
062916 Unsaturated acyclic monocarboxylic acid etc.	1036	9	462	4
062924 Carboxyamide amide- func. Comp.	860	7		
063000 Pharmaceutical products	**34827**	**288**	**210465**	**1719**
063002 Humn & animal blood	32051	265	206608	1688
063005 Wadding ,gauze,bandages etc.	615	5		
063006 Pharmaceutical goods	2160	18	3857	32
063100 Fertilisers	**1892903**	**15459**	**11995024**	**98115**
063103 Mineral or chemical fertlzers, phosphatic	1892903	15459	2398220	19536
063104 Mineralor chemical fertilzers, potassic			5639	46
063105 Mineralor chemical fertilizers cont. nitr,phos,potaas			9591165	78533
063200 Tanning or dyeing extracts; Tannins and their derivatives; Dyes, pigments and other colouring matter; Paints and varnishes; Putty and other mastics; Inks	**12122**	**101**	**11082**	**91**
063208 Paints and varnishes;	7972	67	7140	58
063214 Glaziers putty,grafting putty etc.	4150	34	3942	32
063300 Essential oils & resinoids; Perfum, cosmetic or toilet preperations	**687**	**6**	**42**	**0**
063301 Essential oils	182	1	42	0
063304 Beauty/make-up/skin preparatin	146	1		

Import payments by countries /commodities Table-3.2 (Contd.)
(Four digit level HS code)

(First two digit section, second two digit chapter and last two digit indicate four digit level commodities)

(Amount in thousand)

HS Code - Countries/Commodities	2024 - 2025		2025 - 2026	
	Amount (BDT)	Amount (USD)	Amount (BDT)	Amount (USD)
063307 Pre-shave,shaving/after-shave	358	3		
063400 Soap, organic surf-active agents, lubricating etc.	**25857**	**213**	**18209**	**149**
063401 Soap;organic surfac-active prodts & preparations	140	1		
063402 Organic surfac-active agents	24299	200	17464	142
063403 Lubricat preparations etc.	1418	12	713	6
063405 Polish and cream for footwear, furniture etc.			32	0
063800 Miscellaneous chemical products	**149460**	**1241**	**175543**	**1436**
063814 Organic composites solvents & thinners	130	1	353	3
063817 Mixed alkylbenzenes and mixed alkylnaphthalenes,other than those of heading 27.07 or 29.02	54632	455		
063822 Diagnostic or laboratory reagents	3398	28	4565	37
063824 Prepared binders for foundry moulds;	91300	756	170624	1396
070000 Plastics & Rubber Articles Thereof	**84256**	**696**	**64450**	**526**
073900 Plastics and articles thereof	**82174**	**679**	**64450**	**526**
073904 Polymers of vinyl chloride etc. in primary			812	7
073907 Polyacetals in primary forms	736	6		
073909 Amino-resins, in primary forms	1582	13	16827	137
073913 Natural polymers, in primary forms	20738	171	19311	158
073920 Other plates,sheets,etc of plastic, non-cellular			461	4
073923 Artilces for the conveyance	59118	489	20820	170
073926 Other plastics & articles			6219	51
074000 Rubber and articles thereof	**2082**	**17**		
074011 New pneumatic tyres, of rubber	2082	17		
080000 Raw Hides and Skins, Leather and Articles Thereof; Saddlery and Harness; Travel Goods, Handbags nad Similar Containers; Articles of Animal Gut	**192569**	**1599**	**83531**	**683**
084100 Raw hides and skins and leather	**192569**	**1599**	**83531**	**683**
084104 Tanned or crust hides & skins of bovine	117743	979	11030	90
084107 Leather further prepared aft tann,of bovine	74826	621	72502	592
100000 Pulp of wood or of other fibrous cellulosic material; recovered (waste and scrap) paper or paperboard; paper and paperboard and articles thereof	**18058**	**151**	**4365**	**36**
104800 Paper and paperboard; articles of paper pulp, of paper or of paperboard	**12820**	**108**	**387**	**3**
104804 Uncoated craft paper & paperboard	2591	22		
104811 Paper, paperboard, cellulose wadding etc.	3385	28		
104818 Toilet paper & similar paper etc.	1673	14		
104819 Cartons, boxes, cases, bags of paper	1208	10		
104821 Paper/board labels of all kind	3963	33	387	3
104900 Printed books, newspapers, pictures etc.	**5238**	**43**	**3978**	**33**
104901 Printed book,brochures,leaflets etc.	4067	33	3978	33
104909 Printed or illustrated postcards	1171	10		
110000 Textiles & Textile Articles	**1382158**	**11453**	**1198474**	**9794**

Import payments by countries /commodities Table-3.2 (Contd.)
(Four digit level HS code)

(First two digit section, second two digit chapter and last two digit indicate four digit level commodities)

(Amount in thousand)

HS Code - Countries/Commodities	2024 - 2025		2025 - 2026	
	Amount (BDT)	Amount (USD)	Amount (BDT)	Amount (USD)
115200 Cotton	**1280442**	**10605**	**1048098**	**8565**
115201 Cotton not carded or combed	226805	1872	162932	1328
115204 Cotton sewing thread	5942	50	824	7
115205 Cotton yarn , cont 85%+ weg cotton	47873	396	69	1
115208 Woven fabrics of cotton ,>= weg 85%+ , 200g/m.sq.			34	0
115209 Woven fabrics of cotton ,>= weg 85%+ , > 200g/m.sq.	940496	7796	863128	7058
115211 Woven fabrics of cotton ,> weg 85%+ , > 200g/m.sq.	59326	492	21111	172
115300 Other vegetable textile fibres; paper yarn etc.	**88105**	**736**	**60778**	**497**
115301 Flax raw/processed but not spun	88105	736	60778	497
115600 Wadding, felt and nonwovens; special yarns etc.	**44**	**0**		
115606 Gimped yarn	44	0		
115800 Special woven fabrics; tufted text. Fabrics; lace; tapestries; trimmings; embroidery	**13379**	**110**	**86278**	**704**
115804 Tulles & other net fabrics	13379	110	86278	704
116100 Articles of apparel & cloth accessories, knitted/crocheted	**188**	**2**	**73**	**1**
116115 Panty, hose, tights, socks etc.	188	2	73	1
116300 Other made up textile articles; sets; worn clothing and worn textile articles; rags			**3246**	**27**
116307 Other made up articles incl dress patterns			3246	27
120000 Footwear,Hradgear, Umbrellas, Sun Umbrellas, Walking Sticks, Seat-Sticks, Whips, Riding-Crops and Parts Thereof Etc			**1339**	**11**
126400 Footwear, gaiters and the like; parts of such articles			**1339**	**11**
126406 Parts of footwear			1339	11
130000 Articles of Stone, Plaster, Cement, Asbestos, Mica or Similar Materials; Ceramic Products; Glass and Glassware	**14439**	**120**	**14195**	**116**
136800 Articles of stone, plaster, asbestos, mica etc.	**10809**	**90**	**14195**	**116**
136806 Slag wool, rock wool etc.	10809	90	4397	36
136807 Articles asphalt/smilr materials			9798	80
137000 Glass and glassware	**3630**	**30**		
137009 Glass mirrors, rear-view mirrors	14	0		
137013 Glassware of table, kitchn, toilt etc.	3616	30		
150000 Base Metals & Articles of Base Metal	**6703**	**55**	**1640**	**13**
157300 Articles of Iron and Steel			**268**	**2**
157321 Stoves, ranges,cookers etc.			268	2
158200 Tools, implements, cutlery, spoons and forks, of base metal; parts thereof of base metal	**6703**	**55**	**1372**	**11**
158212 Razors and razor blades	6703	55	1372	11
160000 Machinery and mechanical appliances; electrical equipment; parts thereof; soundrecorders and reproducers, television image and soundrecorders and reproducers; and parts and accessories of such articles	**7585**	**63**	**11659**	**95**
168400 Nuclear reactors, boilers, machinery and mechanical appliances; parts thereof	**1822**	**15**	**7302**	**60**

Import payments by countries /commodities Table-3.2 (Contd.)
(Four digit level HS code)

(First two digit section, second two digit chapter and last two digit indicate four digit level commodities)

(Amount in thousand)

HS Code - Countries/Commodities	2024 - 2025		2025 - 2026	
	Amount (BDT)	Amount (USD)	Amount (BDT)	Amount (USD)
168438 Machinery n.i.e			183	2
168443 Printing machinery			7007	57
168450 Household/laundry-type washing mach	1822	15	111	1
168500 Electrical machinery and equipment and parts thereof; sound recorders and reproducers, television imageand sound recorders and reproducers and parts and accessories of such articles	**5764**	**48**	**4357**	**36**
168504 Electric transformer, inductors etc.	4248	35		
168518 Microphones & stands therefor;			54	0
168528 Monitors and projectors etc.	48	0		
168529 Parts suitable for use solely or principally with the apparatus of headings Nos.85.25 to 85.28			564	5
168537 Boards, panels, consols, etc.			2317	19
168538 Parts: of electrical switching,apts.	1468	12	1422	12
180000 Optical, Photographic, Cinematographic, Measuring, Checking, Precision, Medical Orsurgical Instruments and Apparatus; Clocks and Watches; Musical Instruments; Parts and Accessories Thereof	**22542**	**186**	**33070**	**271**
189000 Optical, photographic, cinematographic, measuring, checking, precision, medical orsurgical instruments and apparatus; parts and accessories thereof	**22542**	**186**	**33070**	**271**
189018 Instruments in medical,surgical, etc.	22036	182	32358	265
189023 Instruments demonstrationl purposes	506	4	712	6
180000 Optical, photographic, clocks, musical instruments etc.			**461**	**4**
189000 Optical, photographic, etc.			**461**	**4**
189018 Instruments in medical,surgical, etc.			461	4
200000 Miscellaneous Manufactured Articles	**17338**	**146**	**158**	**1**
209400 Furniture; bedding, mattresses, mattress supports, cushions and similar stuffed furnishings; lamps and light fittings, not elsewhere specified or included; illuminated signs, illuminatednameplates and the like; prefabricated buildings	**164**	**1**		
209401 Seats and parts	35	0		
209403 Other furniture & parts	129	1		
209600 Miscellaneous manufactured articles	**17174**	**145**	**158**	**1**
209606 Buttons, press/snap-fasteners, etc	467	4	158	1
209619 Sanitary towels , napkins etc.	16707	141		
El Salvador	**4470**	**38**	**18471**	**151**
020000 Vegetable Products	**3240**	**27**	**88**	**1**
020900 Coffee, tea, mate and spices	**3240**	**27**	**88**	**1**
020901 Cofee, not roastd or roasted	3240	27	88	1
110000 Textiles & Textile Articles	**437**	**4**	**16088**	**132**
115800 Special woven fabrics; tufted text. Fabrics; lace; tapestries; trimmings; embroidery	**25**	**0**		
115806 Narrow woven fabrics	25	0		
115900 Impregnated, coated, covered textile fabrics etc.			**15611**	**128**
115903 Tex fabrics impregnated,coated etc			15611	128

Import payments by countries /commodities Table-3.2 (Contd.)
(Four digit level HS code)

(First two digit section, second two digit chapter and last two digit indicate four digit level commodities)

(Amount in thousand)

HS Code - Countries/Commodities	2024 - 2025		2025 - 2026	
	Amount (BDT)	Amount (USD)	Amount (BDT)	Amount (USD)
116000 Knitted or crocheted fabrics	**412**	**3**	**477**	**4**
116006 Other knitted or crochet fabrics	412	3	477	4
160000 Machinery and mechanical appliances; electrical equipment; parts thereof; soundrecorders and reproducers, television image and soundrecorders and reproducers; and parts and accessories of such articles	**792**	**7**	**2295**	**19**
168400 Nuclear reactors, boilers, machinery and mechanical appliances; parts thereof	**792**	**7**	**2295**	**19**
168487 Machinery parts,not cont. elect. connectors	792	7	2295	19
Equatorial Guinea	**9824901**	**80329**	**68492**	**560**
050000 Mineral Products	**9736866**	**79602**		
052700 Mineral fuels, mineral oilsand products of their distillation bituminous substances; mineral waxes	**9736866**	**79602**		
052711 Petroleum gases & other gaseous hydrocarbons	9736866	79602		
090000 Wood and Articles of Wood; Wood Charcoal; Cork and Articles of Cork; Manufactures of Straw, of Esparto or Other Plaiting Materials; Basketware & Wickerwork	**88035**	**727**	**68492**	**560**
094400 Wood and articles of wood; wood charcoal	**88035**	**727**	**68492**	**560**
094403 Wood in the rough	88035	727	68492	560
Estonia	**1507302**	**12475**	**1050218**	**8605**
040000 Prepared foodstuffs; Beverages, Spirits and vineger; Tobacco and manufactured tobacco substitues	**6726**	**56**	**214**	**2**
042100 Miscellaneous edible preparations	**240**	**2**	**214**	**2**
042106 Food preparations n.e.s	240	2	214	2
042300 Residues and waste from the food industries; Prepared animal fodder	**6486**	**54**		
042309 Preparations of a kind used in animal feeding	6486	54		
060000 Products of the Chemical or Allied Industries	**858**	**7**	**1025**	**8**
062900 Organic chemicals			**23**	**0**
062916 Unsaturated acyclic monocarboxylic acid etc.			23	0
063400 Soap, organic surf-active agents, lubricating etc.	**659**	**5**	**934**	**8**
063402 Organic surfac-active agents	659	5	934	8
063800 Miscellaneous chemical products	**199**	**2**	**69**	**1**
063822 Diagnostic or laboratory reagents	199	2	69	1
070000 Plastics & Rubber Articles Thereof	**1700**	**14**	**2475**	**20**
073900 Plastics and articles thereof	**579**	**5**	**388**	**3**
073917 Tube, pipe & hoses etc of plastics	3	0	8	0
073926 Other plastics & articles	576	5	380	3
074000 Rubber and articles thereof	**1121**	**9**	**2087**	**17**
074010 Conveyor/transmisions belts of rub	26	0		
074016 Other articles of vulcanised rubber	1094	9	2087	17
100000 Pulp of wood or of other fibrous cellulosic material; recovered (waste and scrap) paper or paperboard; paper and paperboard and articles thereof			**2461**	**20**

Import payments by countries /commodities Table-3.2 (Contd.)
(Four digit level HS code)

(First two digit section, second two digit chapter and last two digit indicate four digit level commodities)

(Amount in thousand)

HS Code - Countries/Commodities	2024 - 2025		2025 - 2026	
	Amount (BDT)	Amount (USD)	Amount (BDT)	Amount (USD)
104700 Pulp of wood or of other fibrous cellulosic meterial; Recovered (Waste and scrap) paper or paperboard			**2461**	**20**
104707 Recovered paper/paperboard			2461	20
150000 Base Metals & Articles of Base Metal	**757**	**6**	**1760**	**14**
157300 Articles of Iron and Steel	**757**	**6**	**1760**	**14**
157318 Screws,bolts,nuts, etc.	253	2	413	3
157320 Springs &leaves for springs	503	4	4	0
157326 Other articles of iron or steel			1344	11
160000 Machinery and mechanical appliances; electrical equipment; parts thereof; soundrecorders and reproducers, television image and soundrecorders and reproducers; and parts and accessories of such articles	**913623**	**7528**	**1040496**	**8526**
168400 Nuclear reactors, boilers, machinery and mechanical appliances; parts thereof	**6811**	**57**	**405**	**3**
168413 Pumps for liquids	412	3		
168421 Centrifuges, filtering machinery rtc.	2152	18	261	2
168481 Taps, cocks, valves & similar etc.	964	8	50	0
168483 Transmission shafts, crank, bearing etc.	3265	27		
168484 Gaskets & similar joints of metal sheeting etc.			95	1
168487 Machinery parts,not cont. elect. connectors	18	0		
168500 Electrical machinery and equipment and parts thereof; sound recorders and reproducers, television imageand sound recorders and reproducers and parts and accessories of such articles	**906812**	**7471**	**1040091**	**8522**
168503 Parts electric motor,gen. Set			1707	14
168504 Electric transformer, inductors etc.	2555	21	1561	13
168517 Telephone sets , other apparatus etc.	94459	774		
168523 Discs, tapes, smart cards etc.	807846	6660	1036581	8494
168533 Electrical resistors, not heating			2	0
168536 Electrical apparatus for switching or protecting electrical circuits,or for making connections to or in electrical circuits for a voltage notexceeding 1,000 volts; connectors for optical fibres,optical fibres,optical fibre bundles or cables	1767	14		
168536 Electrical apts for switching 1000 volts	122	1		
168537 Boards, panels, consols, etc.			218	2
168542 Electronic, integrated circuits			20	0
168544 Insulatd wire, cable etc.	62	1	2	0
170000 Vehicales, Aircraft, Vessels and Associated Transport Equipment	**583341**	**4861**		
178700 Vehicles other than railway or tramway rollingstock, and parts and accessories thereof	**74**	**1**		
178708 Parts,accessories, motor vehicles	74	1		
178900 Ships, boats and floating structures	**583267**	**4861**		
178906 Other vessels,warship, lifeboats	583267	4861		
180000 Optical, Photographic, Cinematographic, Measuring, Checking, Precision, Medical Orsurgical Instruments and Apparatus; Clocks and Watches; Musical Instruments; Parts and Accessories Thereof	**298**	**2**	**1786**	**15**

Import payments by countries /commodities Table-3.2 (Contd.)
(Four digit level HS code)

(First two digit section, second two digit chapter and last two digit indicate four digit level commodities)

(Amount in thousand)

HS Code - Countries/Commodities	2024 - 2025		2025 - 2026	
	Amount (BDT)	Amount (USD)	Amount (BDT)	Amount (USD)
189000 Optical, photographic, cinematographic, measuring, checking, precision, medical orsurgical instruments and apparatus; parts and accessories thereof	**298**	**2**	**1786**	**15**
189017 Drawing, marking-out etc. inst.	96	1	247	2
189025 Hydrometers,thermometers etc.	163	1		
189027 Instruments, physical, chemical analysis etc.			1536	13
189032 Automatic regulating instru			3	0
189033 Parts & accessories n.i.s	40	0		
Ethiopia	**605602**	**5020**	**225517**	**1842**
020000 Vegetable Products	**10107**	**84**	**16353**	**134**
020900 Coffee, tea, mate and spices	**10107**	**84**	**16353**	**134**
020901 Cofee, not roastd or roasted	5371	44	2414	20
020910 Ginger saffron,turmric & other spices	4736	40	13939	114
080000 Raw Hides and Skins, Leather and Articles Thereof; Saddlery and Harness; Travel Goods, Handbags nad Similar Containers; Articles of Animal Gut	**1710**	**14**		
084100 Raw hides and skins and leather	**1710**	**14**		
084104 Tanned or crust hides & skins of bovine	1710	14		
110000 Textiles & Textile Articles	**566779**	**4700**	**209163**	**1708**
115200 Cotton	**559983**	**4643**	**208935**	**1706**
115201 Cotton not carded or combed	7794	63		
115208 Woven fabrics of cotton ,>= weg 85%+ , 200g/m.sq.	92787	775	22521	184
115210 Woven fabrics of cotton ,> weg 85%+ , 200g/m.sq.	459402	3804	186413	1522
116000 Knitted or crocheted fabrics	**6796**	**57**	**229**	**2**
116001 Pile fabrics	6796	57		
116004 Knitted or crochetd fabrics, exd.30 cm			229	2
160000 Machinery and mechanical appliances; electrical equipment; parts thereof; soundrecorders and reproducers, television image and soundrecorders and reproducers; and parts and accessories of such articles	**27006**	**221**		
168400 Nuclear reactors, boilers, machinery and mechanical appliances; parts thereof	**27006**	**221**		
168402 Steam /other vapour generating boilers	27006	221		
Fiji	**196524**	**1630**	**138364**	**1131**
070000 Plastics & Rubber Articles Thereof	**19452**	**160**		
073900 Plastics and articles thereof	**19452**	**160**		
073915 Waste,parings & scrap or plastic	19452	160		
150000 Base Metals & Articles of Base Metal	**177073**	**1470**	**138364**	**1131**
157200 Iron and Steel	**177073**	**1470**	**138364**	**1131**
157204 Ferrous waste & scrap	177073	1470	138364	1131
Finland	**6710748**	**55522**	**6516980**	**53300**
020000 Vegetable Products	**8571**	**73**		
020900 Coffee, tea, mate and spices	**8571**	**73**		
020909 Seeds of anise/badian/cumin etc.	8571	73		

Import payments by countries /commodities Table-3.2 (Contd.)
(Four digit level HS code)

(First two digit section, second two digit chapter and last two digit indicate four digit level commodities)

(Amount in thousand)

HS Code - Countries/Commodities	2024 - 2025		2025 - 2026	
	Amount (BDT)	Amount (USD)	Amount (BDT)	Amount (USD)
040000 Prepared foodstuffs; Beverages, Spirits and vineger; Tobacco and manufactured tobacco substitues	**2960**	**24**	**906**	**7**
041900 Preparations of cereals, flour, starch or milk; pastry cooks' products	**1688**	**14**		
041901 Malt extract;	1688	14		
042100 Miscellaneous edible preparations	**1272**	**11**	**680**	**6**
042106 Food preparations n.e.s	1272	11	680	6
042200 Beverages, spirits and vinegar			**226**	**2**
042208 Undenaturd ethyl alcohol vol. 0%			226	2
050000 Mineral Products			**20518**	**167**
052500 Salt; sulphur; earths and stone; plastering materials, lime and cement			**20303**	**166**
052513 Pumice stone, emery etc.			3311	27
052523 Portland cement			16992	138
052700 Mineral fuels, mineral oilsand products of their distillation bituminous substances; mineral waxes			**215**	**2**
052710 Petroleum oils and oils obtained from bituminous minerals,other than crude; preparations not elsewherespecified or included,containing by weight 70% or more of petroleum oils or of oils obtained from bituminous minerals,these oils being the basic constituents of the preparation;waste oils			215	2
060000 Products of the Chemical or Allied Industries	**188608**	**1564**	**216321**	**1768**
062800 Inorganic chemicals; organic or inorganic compounds of precious metals, of rare-earth metals, of radioactive elements or of isotopes			**9794**	**80**
062806 Hydrogen chloride, chlorosulphuric acid			605	5
062822 Cobalt oxides & hydroxides			9189	75
062900 Organic chemicals	**30534**	**254**	**19856**	**163**
062915 Saturated acyclice,monocarboxilic acid etc.	3158	26	1600	13
062923 Qaternary ammonium salts etc.	4481	37	5588	46
062933 Heterocyclic comp w/nitrogen	3888	32	4318	35
062937 Hormones, prostaglandins etc.	19008	158		
062939 Alkaloids, natural or reproduced by synthesis and their salts, ethers, esters and other derivatives			8350	68
063000 Pharmaceutical products	**2068**	**17**		
063006 Pharmaceutical goods	2068	17		
063200 Tanning or dyeing extracts; Tannins and their derivatives; Dyes, pigments and other colouring matter; Paints and varnishes; Putty and other mastics; Inks	**258**	**2**		
063206 Other Colouring matter;	258	2		
063400 Soap, organic surf-active agents, lubricating etc.	**3476**	**29**	**157**	**1**
063402 Organic surfac-active agents	163	1	157	1
063403 Lubricat preparations etc.	18	0		
063405 Polish and cream for footwear, furniture etc.	3296	27		
063500 Albuminoidal substances; modified starches, glues, enzymes	**123735**	**1027**	**159926**	**1307**
063506 Prepared glues & other prep. adhesives	81	1	37	0

Import payments by countries /commodities Table-3.2 (Contd.)
(Four digit level HS code)

(First two digit section, second two digit chapter and last two digit indicate four digit level commodities)

(Amount in thousand)

HS Code - Countries/Commodities	2024 - 2025		2025 - 2026	
	Amount (BDT)	Amount (USD)	Amount (BDT)	Amount (USD)
063507 Enzymes; prepared enzymes n.e.s	123654	1027	159889	1307
063800 Miscellaneous chemical products	**28537**	**235**	**26588**	**217**
063809 Finishing agents,dye carriers etc.	793	7		
063815 Reaction initiator & accelerators			620	5
063821 Prepared culture media	27	0	61	1
063822 Diagnostic or laboratory reagents	27702	228	25900	212
063824 Prepared binders for foundry moulds;	15	0	6	0
070000 Plastics & Rubber Articles Thereof	**358456**	**2966**	**283883**	**2321**
073900 Plastics and articles thereof	**343847**	**2845**	**196605**	**1607**
073901 Polymers of ethylene, in primary forms	194622	1613	92155	753
073909 Amino-resins, in primary forms			11037	90
073912 Cellulose & chemical dertives in primary	138462	1143	90942	744
073917 Tube, pipe & hoses etc of plastics	4658	38	445	4
073919 Self-adhesive, plates, sheets etc of plastics	3586	29		
073920 Other plates,sheets,etc of plastic, non-cellular			5	0
073921 Other Plates, sheets etc. of plastics	1134	9		
073923 Artilces for the conveyance	130	1		
073926 Other plastics & articles	1255	10	2021	17
074000 Rubber and articles thereof	**14609**	**121**	**87279**	**713**
074009 Tubes pipes & hoses etc.			233	2
074010 Conveyor/transmisions belts of rub			194	2
074016 Other articles of vulcanised rubber	14609	121	86852	710
090000 Wood and Articles of Wood; Wood Charcoal; Cork and Articles of Cork; Manufactures of Straw, of Esparto or Other Plaiting Materials; Basketware & Wickerwork	**1378**	**11**	**799**	**7**
094400 Wood and articles of wood; wood charcoal	**1378**	**11**	**799**	**7**
094411 Fibreboard of wood			799	7
094412 Plywod veneered panels	245	2		
094421 Other articles of wood	1132	9		
100000 Pulp of wood or of other fibrous cellulosic material; recovered (waste and scrap) paper or paperboard; paper and paperboard and articles thereof	**3648517**	**30210**	**2555932**	**20895**
104700 Pulp of wood or of other fibrous cellulosic meterial; Recovered (Waste and scrap) paper or paperboard	**489413**	**4054**	**765397**	**6254**
104703 Chemical wood pulp, soda/sulphate	489413	4054	765397	6254
104800 Paper and paperboard; articles of paper pulp, of paper or of paperboard	**3159104**	**26156**	**1790531**	**14641**
104802 Uncoated paper and paper board	689	6		
104804 Uncoated craft paper & paperboard	815229	6756	506159	4141
104805 Other uncoated paper/paprboard	1831363	15148	1051133	8592
104808 Paper & paprboard, corrugated, creped,etc.	21	0		
104810 Paper and paperboard,coated	486790	4041	215815	1765
104811 Paper, paperboard, cellulose wadding etc.	24940	205	17400	143
104823 Other paper/board cellulose wadding etc.	72	1	23	0
104900 Printed books, newspapers, pictures etc.			**4**	**0**

Import payments by countries /commodities Table-3.2 (Contd.)
(Four digit level HS code)

(First two digit section, second two digit chapter and last two digit indicate four digit level commodities)

(Amount in thousand)

HS Code - Countries/Commodities	2024 - 2025		2025 - 2026	
	Amount (BDT)	Amount (USD)	Amount (BDT)	Amount (USD)
104911 Other printed mattrer			4	0
110000 Textiles & Textile Articles	**5198**	**43**	**11039**	**90**
115500 Man-made staple fibres	**204**	**2**	**243**	**2**
115504 Artificial staple fibres, not carded, combed	204	2	243	2
115600 Wadding, felt and nonwovens; special yarns etc.			**617**	**5**
115602 Felt, coated,covered/laminated			587	5
115607 Twine, cordage, cbles etc.			30	0
115800 Special woven fabrics; tufted text. Fabrics; lace; tapestries; trimmings; embroidery	**4931**	**41**	**9475**	**78**
115806 Narrow woven fabrics	4931	41	9475	78
115900 Impregnated, coated, covered textile fabrics etc.	**63**	**1**	**264**	**2**
115909 Text hosepiping & similr tex tubing	63	1	256	2
115911 Text products & artcles			8	0
116200 Articles of apparel & cloth accessories, not knitted/crocheted			**440**	**4**
116212 Brassieres, girdels, corsets etc			440	4
130000 Articles of Stone, Plaster, Cement, Asbestos, Mica or Similar Materials; Ceramic Products; Glass and Glassware	**465**	**4**	**480**	**4**
136800 Articles of stone, plaster, asbestos, mica etc.	**465**	**4**	**480**	**4**
136805 Natural/art abrasive powder/grain	399	3		
136815 Articles of stone/other mineral lsubs	66	1	480	4
150000 Base Metals & Articles of Base Metal	**79697**	**656**	**68025**	**556**
157200 Iron and Steel	**18836**	**154**	**3804**	**31**
157210 Flat-rolled prodt, >= width 600 mm, clad,plated	18820	154	3762	31
157211 Flat-rolled prodt, width 600 mm,not clad,plated			31	0
157215 Other bars & rods, cold formed, of iron	16	0		
157217 Wire of iron or non-aloy steel			11	0
157300 Articles of Iron and Steel	**30984**	**255**	**49437**	**404**
157304 Tubes, pipes etc. other than cast iron	2362	19	2191	18
157307 Tubes/ pipes fittings of iron / steel	2723	22	2170	18
157308 Structures & parts of structures	65	1		
157315 Chain and parts, of iron/steel	721	6		
157318 Screws,bolts,nuts, etc.	12290	101	8245	68
157320 Springs &leaves for springs	603	5	1790	15
157326 Other articles of iron or steel	12221	100	35042	287
157400 Copper and Articles Thereof	**2131**	**17**	**4077**	**33**
157412 Copper tube or pipe fittings	86	1		
157415 Nails, tacks, drawing pins, of copper etc.			11	0
157419 Other articles of copper	2046	17	4066	33
157600 Aluminium and Articles Thereof	**5343**	**44**	**28**	**0**
157604 Aluminium bars, rods & profiles	4630	38		
157609 Aluminium tube & pipe fittings	14	0		
157616 Other aluminium articles	699	6	28	0

Import payments by countries /commodities Table-3.2 (Contd.)
(Four digit level HS code)

(First two digit section, second two digit chapter and last two digit indicate four digit level commodities)

(Amount in thousand)

HS Code - Countries/Commodities	2024 - 2025		2025 - 2026	
	Amount (BDT)	Amount (USD)	Amount (BDT)	Amount (USD)
157800 Lead and articles thereof	**24**	**0**		
157804 Lead plates, sheets, strip & foil	24	0		
158200 Tools, implements, cutlery, spoons and forks, of base metal; parts thereof of base metal	**6804**	**57**	**841**	**7**
158202 Hands saws, blades saws etc.	30	0		
158203 Files, rasps, pliers, etc.	3760	32		
158205 Hand tools n.i.e	98	1	347	3
158206 Tools of two or more, in sets	606	5	493	4
158207 Interchangeable tools, for hand tools	480	4		
158208 Knives & cutting blades	1831	15		
158300 Miscellaneous articles of base metal	**15574**	**129**	**9838**	**80**
158301 Padlocks & locks, of base metal	15269	127	7218	59
158307 Flexible tubing of base metal	33	0	2620	21
158310 Sign-plates, name-plates, address-plate etc.	162	1		
158311 Wire, rods, tubes plates, of base metal	110	1		
160000 Machinery and mechanical appliances; electrical equipment; parts thereof; soundrecorders and reproducers, television image and soundrecorders and reproducers; and parts and accessories of such articles	**1989067**	**16394**	**1994291**	**16294**
168400 Nuclear reactors, boilers, machinery and mechanical appliances; parts thereof	**1147683**	**9450**	**1645745**	**13445**
168402 Steam /other vapour generating boilers	135	1		
168404 Auxiliary plant for use with boilers			155	1
168405 Producer gas/water gas generators	6082	50	5221	43
168409 Parts spark-ignition pistn engin	45387	372	85380	698
168411 Turbo-jet turbo-propellers etc.			115860	947
168412 Other engines and motors	2304	19	2666	22
168413 Pumps for liquids	7588	62	12616	103
168414 Air/vacum pumps, gas compressors & fans	12637	103	2705	22
168416 Furnace burners for liquid fuel,etc.			699	6
168418 Refrigerators,freezers & othr			113	1
168419 Machinery, plant/ lab equipments etc.			5444	45
168420 Calendering/other roling machines			1479	12
168421 Centrifuges, filtering machinery rtc.	6343	52	44375	363
168422 Dish washing machines, etc.	17632	145	16377	134
168425 Pulley tackle & hoists etc.	5968	49		
168426 Ships' derricks; cranes etc.	11974	100	363250	2959
168427 Fork-lift truks;	10972	90		
168428 Other Lifting, handling, etc.machinery	248591	2042	435199	3561
168429 Self-propelled bulldozers, angle dozers etc.	81017	659	12458	102
168430 Other moving, grading, levelng etc. mach.			7338	60
168431 Parts suitable of machinery	4032	34	919	8
168437 Machines cleaning, sorting/grading seed etc.	629	5		
168438 Machinery n.i.e	24	0		
168439 Machinery making pulp/paper/board	81141	666	134421	1099

Import payments by countries /commodities Table-3.2 (Contd.)
(Four digit level HS code)

(First two digit section, second two digit chapter and last two digit indicate four digit level commodities)

(Amount in thousand)

HS Code - Countries/Commodities	2024 - 2025		2025 - 2026	
	Amount (BDT)	Amount (USD)	Amount (BDT)	Amount (USD)
168456 Machine-tools for working any material by removal of material,by laser or other light or photon beam,ultra-sonic,electro-discharge,electro-chemical,electron beam or plasmaarc process;water-jet cutting machines			9451	77
168462 Machine-tools forging, hammering etc.	3799	32		
168467 Tools for working in the hand etc.	255	2		
168471 Automatic data processing machines etc.	917	7	89	1
168474 Machinery washing, crushing etc.	559374	4625	47739	390
168475 Machines for assembling elect. lamps etc.	363	3	2918	24
168479 Mechanical appl indivial func. n.i.e	9693	80	148029	1208
168481 Taps, cocks, valves & similar etc.	11065	91	66188	541
168482 Ball/ roller bearings	2561	21	13970	114
168483 Transmission shafts, crank, bearing etc.	8364	68	20459	168
168484 Gaskets & similar joints of metal sheeting etc.	5803	47	27924	228
168487 Machinery parts,not cont. elect. connectors	3033	25	62304	509
168500 Electrical machinery and equipment and parts thereof; sound recorders and reproducers, television imageand sound recorders and reproducers and parts and accessories of such articles	**841384**	**6944**	**348546**	**2849**
168501 Electric motors and generator	6887	57	9594	78
168503 Parts electric motor,gen. Set	17289	143	1413	12
168504 Electric transformer, inductors etc.	48470	403	43289	354
168507 Electric accumulator;			22526	183
168512 Electrical lighting/signaling equipment,etc	859	7		
168516 Electric storage water heater, etc.	236	2	505	4
168517 Telephone sets , other apparatus etc.	5961	50	3177	26
168518 Microphones & stands therefor;	126	1	246	2
168523 Discs, tapes, smart cards etc.	596816	4913	194677	1593
168530 Electrical signaling, traffic control equp etc.			140	1
168531 Electrical sound/visual sig apts	1459	12	327	3
168532 Electrical capacitors, fixed,variable etc.			74	1
168533 Electrical resistors, not heating	55	0	904	7
168534 Printed circuits			165	1
168535 Electrical apts for switching > 1000 volts	2	0		
168536 Electrical apparatus for switching or protecting electrical circuits,or for making connections to or in electrical circuits for a voltage notexceeding 1,000 volts; connectors for optical fibres,optical fibres,optical fibre bundles or cables	192	2	887	7
168536 Electrical apts for switching 1000 volts	114907	959	64694	528
168537 Boards, panels, consols, etc.	34546	283	2656	22
168538 Parts: of electrical switching,apts.	7084	58	2322	19
168541 Diodes, transistors, semi-conductor etc.	4	0		
168543 Electrical machines & apts. n.i.e.	3598	29		
168544 Insulatd wire, cable etc.	2893	24	949	8
170000 Vehicales, Aircraft, Vessels and Associated Transport Equipment	**219221**	**1843**	**1130106**	**9271**

Import payments by countries /commodities Table-3.2 (Contd.)
(Four digit level HS code)

(First two digit section, second two digit chapter and last two digit indicate four digit level commodities)

(Amount in thousand)

HS Code - Countries/Commodities	2024 - 2025		2025 - 2026	
	Amount (BDT)	Amount (USD)	Amount (BDT)	Amount (USD)
178700 Vehicles other than railway or tramway rollingstock, and parts and accessories thereof	**219221**	**1843**	**1423**	**12**
178705 Special purpose motor vehicles	219137	1842		
178708 Parts,accessories, motor vehicles	84	1	739	6
178714 Parts,accessories, of motorcycle/bicycles			684	6
178800 Aircraft, spacecraft and parts thereof			**58271**	**475**
178806 Unmanned aircraft:			42234	344
178807 Parts of goods heading 88.01, 88.02 or 88.06			16037	131
178900 Ships, boats and floating structures			**1070412**	**8785**
178906 Other vessels,warship, lifeboats			1070412	8785
180000 Optical, Photographic, Cinematographic, Measuring, Checking, Precision, Medical Orsurgical Instruments and Apparatus; Clocks and Watches; Musical Instruments; Parts and Accessories Thereof	**208439**	**1733**	**234680**	**1920**
189000 Optical, photographic, cinematographic, measuring, checking, precision, medical orsurgical instruments and apparatus; parts and accessories thereof	**208439**	**1733**	**234680**	**1920**
189013 Liquid crystal devices			54	0
189017 Drawing, marking-out etc. inst.	10	0	512	4
189018 Instruments in medical,surgical, etc.	4435	37	9351	76
189021 Orthopaedic,appliances etc.	2881	24		
189022 Appratus based on x-ray,alpha, etc.			15344	125
189025 Hydrometers,thermometers etc.	7371	60	8509	70
189026 Instruments, checking flow,level etc.	6994	57	127095	1042
189027 Instruments, physical, chemical analysis etc.	155123	1291	23482	192
189029 Revolution counters,taximeters etc.			273	2
189030 Oscilloscopes, spectrum analysers etc.,	20300	171	1005	8
189031 Measuring/checking instrument	7744	63	3782	31
189032 Automatic regulating instru	3545	29	43765	357
189033 Parts & accessories n.i.s	37	0	1508	12
200000 Miscellaneous Manufactured Articles	**171**	**1**		
209400 Furniture; bedding, mattresses, mattress supports, cushions and similar stuffed furnishings; lamps and light fittings, not elsewhere specified or included; illuminated signs, illuminatednameplates and the like; prefabricated buildings	**171**	**1**		
209405 Lamps and lighting fittings & parts	171	1		
France	**20708256**	**171496**	**27645670**	**226085**
010000 Live Animals and Animal Products	**1439312**	**11909**	**2068814**	**16910**
010100 Live animals	**1386661**	**11477**	**1974850**	**16142**
010105 Live poultry	1386661	11477	1974850	16142
010300 Fish and crustaceans, molluscs and other aquatic invertebrates	**3658**	**31**		
010303 Fish frozen excld. fish fillet	3658	31		
010400 Dairy produce; bird's eggs; natural honey; Edible products of animal origin, not elsewhere specified or included.	**48993**	**402**	**93964**	**769**
010401 Milk & cream, not containing sugar	307	3		

Import payments by countries /commodities Table-3.2 (Contd.)
(Four digit level HS code)

(First two digit section, second two digit chapter and last two digit indicate four digit level commodities)

(Amount in thousand)

HS Code - Countries/Commodities	2024 - 2025		2025 - 2026	
	Amount (BDT)	Amount (USD)	Amount (BDT)	Amount (USD)
010402 Milk & cream, containing sugar	48151	395	93594	766
010403 Buttermilk, curdled milk & cream, yogurt etc.	108	1		
010406 Cheese and curd	414	3	370	3
010409 Natural honey	12	0		
020000 Vegetable Products	**240902**	**1994**	**1943391**	**15923**
020700 Edible vegetable and certain roots and tubers	**45994**	**383**	**3843**	**31**
020701 Potatoes, fresh or chilled	45994	383	3843	31
020800 Edible fruit nuts; peel of citrus fruit or melons	**7597**	**62**	**9101**	**74**
020808 Apples,pears & quinces, fresh	7597	62	9101	74
020900 Coffee, tea, mate and spices	**4337**	**36**		
020901 Cofee, not roastd or roasted	170	1		
020902 Tea	23	0		
020909 Seeds of anise/badian/cumin etc.	4144	35		
021000 Cereals			**1615149**	**13238**
021001 Wheat and meslin			1615149	13238
021100 Products of the milling industry; Malt; Starces; Inulin; Eheat gluten	**69721**	**579**	**23477**	**192**
021101 Wheat or meslin flour	473	4	656	5
021106 Flour, meal, powder of dry legum veg	3179	26		
021108 Starches ; inulin	66070	549	22821	187
021200 Oil seeds and oleaginous fruits; miscellaneous grains; seeds and fruit; industrial or medicinal plants; straw and fodder	**40849**	**338**	**25419**	**208**
021209 Seed,fruit & spores for sowing	37098	308	19198	157
021211 Plants & parts of plants for perfum/pharmacy	2507	21	6221	51
021212 Locut bean, seaweeds sugr bet/cane etc.	1244	10		
021300 Lac; Gums, Resins and other vegetable saps and extracts	**8366**	**69**	**62057**	**508**
021301 Lac; natural gum, gum-resin etc.	7560	62	16709	137
021302 Vegetable saps and extracts;	806	7	45348	371
021400 Vegetable plaiting meterails; Vegetable products not elsewhere specified or included	**64038**	**526**	**204345**	**1670**
021404 Vegetable products n.e.s	64038	526	204345	1670
030000 Animal or vegetable fats and oils and their cleavage products; prepared edible fats; animal or vegetable waxes	**123248**	**1022**	**117920**	**965**
031500 Animal or vegetable fats and oils and their cleavage products; prepared edible fats; animal or vegetable waxes	**123248**	**1022**	**117920**	**965**
031504 Fats and oils & their fractions			2151	18
031505 Wool grease & faty subst thereof			167	1
031507 Soya-bean oils & its fractons, not refined	45222	375	49216	402
031508 Groundnut oils & its fractons, not refined	8877	74	7776	63
031509 Olive oils & its fractons, not refined	2746	23	5772	47
031515 Other fixed vegetable fats & oils, not refined	8403	69	6961	57
031516 Animal/vegetable fats & oils, not refined	55428	460	42770	350
031517 Margarine & other oils	1187	10	1357	11

Import payments by countries /commodities Table-3.2 (Contd.)
(Four digit level HS code)

(First two digit section, second two digit chapter and last two digit indicate four digit level commodities)

(Amount in thousand)

HS Code - Countries/Commodities	2024 - 2025		2025 - 2026	
	Amount (BDT)	Amount (USD)	Amount (BDT)	Amount (USD)
031518 Animal/veg. fats & oils, boiled, oxidised etc.	191	2	1750	14
031521 Vegetable waxes & beewaxes etc.,not refined	1196	10		
040000 Prepared foodstuffs; Beverages, Spirits and vineger; Tobacco and manufactured tobacco substitues	**2891076**	**23916**	**3448842**	**28181**
041600 Preparations of meat, of fish or of crustaceans, molluscs or other aquatic invertebrates	**36511**	**302**	**35496**	**291**
041601 Sausages of meat, meat offal or blood	6310	52	11219	92
041602 Other prepared meat/meat offal or blood	30202	250	24277	199
041700 Sugars and sugar confectionery	**79789**	**657**	**50966**	**418**
041701 Cane or beet sugar,in solid form	76835	633	11233	92
041702 Other sugar incl. lactos glucos	2954	25	39733	326
041800 Cocoa and cocoa preparations	**2804**	**23**	**7086**	**58**
041806 Chocolate/food prep. Contain. Cocoa	2804	23	7086	58
041900 Preparations of cereals, flour, starch or milk; pastry cooks' products	**2030621**	**16803**	**2095682**	**17125**
041901 Malt extract;	2030598	16803	2095361	17123
041904 Prepared foods obtained,cereal products,			321	3
041905 Bread,pastry,cakes,biscuits etc.	23	0		
042000 Preparations of vegetables, fruit, nuts or other parts of plants	**72494**	**602**	**86077**	**704**
042002 Tomatoes prep/presrv n/vinegar			795	7
042005 Other Veg. prep/presrv., not frozen	43658	362	50224	411
042007 Jams,fruit jellies etc.	3686	31	1830	15
042008 Fruit & nuts etc.,	25150	209	33228	272
042100 Miscellaneous edible preparations	**22265**	**183**	**11732**	**96**
042101 Extracts,essences of coffee,tea etc.	3600	30		
042102 Yeast; baking powder	2935	24	1154	9
042103 Sauces and preparations thereof	543	4		
042106 Food preparations n.e.s	15187	125	10578	87
042200 Beverages, spirits and vinegar	**29211**	**244**	**35341**	**289**
042201 Mineral & aerated waters,not add. Sug.	16024	134	17187	141
042204 Wine of fresh grapes	5276	44	8242	67
042208 Undenaturd ethyl alcohol vol. 0%	7911	66	9912	81
042300 Residues and waste from the food industries; Prepared animal fodder	**617381**	**5102**	**1126460**	**9201**
042303 Residues of strach manufacture	5548	46		
042309 Preparations of a kind used in animal feeding	611834	5056	1126460	9201
050000 Mineral Products	**106121**	**882**	**112796**	**922**
052500 Salt; sulphur; earths and stone; plastering materials, lime and cement	**39511**	**328**	**59714**	**489**
052505 Natural sand of all kinds	3972	33	6822	56
052507 Kaolin and other kaolinic clays, whether or not calcined			19270	158
052507 Kaolin and other kaolinic clays;	18983	157	7226	59
052508 Other clays;	3869	33		
052517 Pebble, gravel, broken or crushd stone	2636	22	3906	32
052523 Portland cement			548	4
052526 Natural steatite; crushed or not crushed	10052	84	9566	78

Import payments by countries /commodities Table-3.2 (Contd.)
(Four digit level HS code)

(First two digit section, second two digit chapter and last two digit indicate four digit level commodities)

(Amount in thousand)

HS Code - Countries/Commodities	2024 - 2025		2025 - 2026	
	Amount (BDT)	Amount (USD)	Amount (BDT)	Amount (USD)
052529 Feldspar,fluorspar, leucite; etc.			12376	102
052700 Mineral fuels, mineral oilsand products of their distillation bituminous substances; mineral waxes	**66610**	**553**	**53082**	**434**
052701 Coal;briquettes ovoid etc.			11731	96
052710 Petroleum oils and oils obtained from bituminous minerals,other than crude; preparations not elsewherespecified or included,containing by weight 70% or more of petroleum oils or of oils obtained from bituminous minerals,these oils being the basic constituents of the preparation;waste oils	27319	228	19256	157
052710 Petroleum oils, refined	38994	323	22095	181
052712 Petroleum jely;paraffin wax,etc	297	2		
060000 Products of the Chemical or Allied Industries	**6027186**	**49917**	**7723601**	**63176**
062800 Inorganic chemicals; organic or inorganic compounds of precious metals, of rare-earth metals, of radioactive elements or of isotopes	**321429**	**2663**	**317317**	**2599**
062808 Nitric acid;sulphonitric acids	437	4		
062816 Hydroxide & peroxide magnesium	6293	52		
062818 Artificial corundum, aluminium oxide/hydroxide	181592	1511	104632	859
062821 Iron oxide & hydroxide	531	5		
062827 Chloride/bromide/iodides	7	0	197	2
062831 Dithionites and sulphoxylates			3	0
062833 Sulphate alums, peroxosulphate			5666	46
062835 Phosphinates, phosphonates	3604	30	2757	23
062836 Carbonates; peroxocarbonates	128945	1061	202916	1660
062842 Other salt of inorganic acids/peroxoacids			1146	9
062846 Compounds inorganic/organic,etc.	20	0		
062900 Organic chemicals	**1676861**	**13889**	**2621517**	**21447**
062901 Acyclic hydrocarbons	21513	177	16203	132
062903 Halogenated derivative of hydrocarbons			76	1
062905 Acyclic alcohol/halogn sulpho,etc	63799	529	79189	647
062909 Ether,ether alcohols, etc.	7906	65	11935	98
062912 Aldehydes	30	0		
062914 Ketone & quinon etc.			172	1
062915 Saturated acyclice,monocarboxilic acid etc.	12143	101	19570	160
062916 Unsaturated acyclic monocarboxylic acid etc.	8063	67	7522	62
062917 Polycarboxylic acids	10	0	163	1
062918 Carboxylic acids	4372	36	11880	97
062920 Ester of other inorganic acids			963	8
062921 Amine function compounds	2336	19	285	2
062922 Oxygen-function amino-compound	2343	19	37664	308
062923 Qaternary ammonium salts etc.	11246	92	14938	122
062924 Carboxyamide amide- func. Comp.	69088	570	70764	579
062926 Nitrile-function compounds	10	0		
062929 Compound w/ other nitrogen func.			16	0
062930 Organo-sulphur compounds	32684	272	472707	3863

Import payments by countries /commodities Table-3.2 (Contd.)
(Four digit level HS code)

(First two digit section, second two digit chapter and last two digit indicate four digit level commodities)

(Amount in thousand)

HS Code - Countries/Commodities	2024 - 2025		2025 - 2026	
	Amount (BDT)	Amount (USD)	Amount (BDT)	Amount (USD)
062931 Other, organo-inorganic comp.			11	0
062932 Heterocyclic compound w/oxygen	818	7	11	0
062933 Heterocyclic comp w/nitrogen	277261	2295	532955	4362
062934 Nucleic acids & their salts;	2753	23	999	8
062935 Sulphonamidcs	246750	2030	122511	1005
062936 Provitamins & vitamins etc.	89099	741	172496	1410
062937 Hormones, prostaglandins etc.	13864	116	34207	280
062938 Glycosides; and their salts;	724081	6009	840968	6885
062939 Alkaloids, natural or reproduced by synthesis and their salts, ethers, esters and other derivatives	22	0		
062939 Vegetable alkaloids, & their salts;	520	4	11	0
062940 Sugars , oter than sucrose etc.	4998	42	16277	133
062941 Antibiotics	40738	335	112948	923
062942 Other organic compounds	40416	337	44074	360
063000 Pharmaceutical products	**1900469**	**15739**	**2649384**	**21654**
063002 Humn & animal blood	257150	2131	492467	4027
063003 Medicament consist. two or more mixed,for therapeutic use	146542	1200	181045	1478
063004 Medicament consist. mixed/unmixed,for therapeutic use	1431256	11865	1922262	15709
063005 Wadding ,gauze,bandages etc.	22767	189	777	6
063006 Pharmaceutical goods	42754	354	52834	434
063100 Fertilisers			**509**	**4**
063104 Mineralor chemical fertilzers, potassic			509	4
063200 Tanning or dyeing extracts; Tannins and their derivatives; Dyes, pigments and other colouring matter; Paints and varnishes; Putty and other mastics; Inks	**115646**	**958**	**210301**	**1722**
063201 Tanning extract of vegetable origin;			2698	22
063202 Synthetic organic/ inorganic tanning subs.	69909	582	139776	1144
063204 Synthetic organic colouring matter	605	5	918	8
063205 Colour lakes	2589	21	2989	24
063206 Other Colouring matter;	3767	31	5915	48
063207 Prepared pigments, opacifiers etc.			3845	32
063208 Paints and varnishes;	5	0	3098	25
063212 Pigments dispersed in non-aqueous	97	1		
063214 Glaziers putty,grafting putty etc.			287	2
063215 Printing ink, writing draw/other ink	38675	318	50775	416
063300 Essential oils & resinoids; Perfum, cosmetic or toilet preperations	**142596**	**1185**	**105824**	**866**
063301 Essential oils	121	1		
063302 Mix of odoriferous substancees	94209	784	70945	581
063303 Perfumes and toilet waters	7661	64	7969	65
063304 Beauty/make-up/skin preparatin	30662	254	23952	196
063305 Preparations for use on the hair	6118	51	1624	13
063306 Preparations for oral/dental hygiene			26	0
063307 Pre-shave,shaving/after-shave	3824	31	1308	11

Import payments by countries /commodities Table-3.2 (Contd.)
(Four digit level HS code)

(First two digit section, second two digit chapter and last two digit indicate four digit level commodities)

(Amount in thousand)

HS Code - Countries/Commodities	2024 - 2025		2025 - 2026	
	Amount (BDT)	Amount (USD)	Amount (BDT)	Amount (USD)
063400 Soap, organic surf-active agents, lubricating etc.	**161709**	**1343**	**271125**	**2218**
063401 Soap;organic surfac-active prodts & preparations	10613	88	64743	530
063402 Organic surfac-active agents	33990	279	33872	277
063403 Lubricat preparations etc.	115734	965	168617	1379
063404 Artificial wax & prepared wax	1373	11	3893	32
063500 Albuminoidal substances; modified starches, glues, enzymes	**72810**	**602**	**80474**	**659**
063505 Dextrins & other modified starches	16070	133	28713	235
063506 Prepared glues & other prep. adhesives	5691	48	1337	11
063507 Enzymes; prepared enzymes n.e.s	51048	422	50423	413
063600 Explosives; Pyrotechnic products; Matches; Pyrophoric alloys; certain combustible preperations			**577**	**5**
063606 Fero-cerium, pyrophoric alloys;			577	5
063800 Miscellaneous chemical products	**1635665**	**13538**	**1466575**	**12003**
063808 Insecticides, rodenticides etc.	890831	7366	776637	6363
063809 Finishing agents,dye carriers etc.	19529	160	21135	173
063810 Pickling preparations for metal surfaces etc.	1022	8	1066	9
063811 Anti-knock prep, oxidation inhibitors etc.	10088	85	532	4
063814 Organic composites solvents & thinners	16	0	28423	232
063815 Reaction initiator & accelerators	87	1	3940	32
063816 Refractory cements, mortars etc.	1743	15	1885	15
063819 Hydraulic brake fluids	48	0		
063821 Prepared culture media	12514	103	10248	84
063822 Diagnostic or laboratory reagents	459054	3804	476070	3892
063824 Prepared binders for foundry moulds;	238888	1980	146638	1199
063827 Mixtures containing halogenated derivatives of methane, ethane or propane, nes or included	1846	15		
070000 Plastics & Rubber Articles Thereof	**773718**	**6410**	**673182**	**5505**
073900 Plastics and articles thereof	**686852**	**5692**	**580547**	**4747**
073901 Polymers of ethylene, in primary forms	117609	974	56289	461
073902 Polymers/ propylen/olefin in primary forms	37	0	12103	99
073903 Polymers of styrenein in primary forms	1608	13		
073904 Polymers of vinyl chloride etc. in primary			21127	172
073905 Polymers of vinyl acetate/ester in primary	20	0		
073906 Acrylic polymers in primry forms	150474	1250	81114	662
073907 Polyacetals in primary forms	9558	80	9694	79
073909 Amino-resins, in primary forms	17959	150	10411	85
073911 Petroleum resins, in primary forms	1107	9		
073912 Cellulose & chemical dertives in primary	126597	1047	116920	955
073913 Natural polymers, in primary forms	137045	1132	78943	646
073914 Ion-exchangers based polymr primay	15098	124	41265	338
073917 Tube, pipe & hoses etc of plastics	2590	21	1610	13
073919 Self-adhesive, plates, sheets etc of plastics	333	3	109	1
073920 Other plates,sheets,etc of plastic, non-cellular	18081	152	16926	138
073921 Other Plates, sheets etc. of plastics	608	5	860	7

Import payments by countries /commodities Table-3.2 (Contd.)
(Four digit level HS code)

(First two digit section, second two digit chapter and last two digit indicate four digit level commodities)

(Amount in thousand)

HS Code - Countries/Commodities	2024 - 2025		2025 - 2026	
	Amount (BDT)	Amount (USD)	Amount (BDT)	Amount (USD)
073922 Baths,shower-baths, wash-basin etc.	733	6	17	0
073923 Artilces for the conveyance	48764	407	62012	508
073924 Tableware, kitchenware, of plastics	107	1	61	0
073925 Builders' wares of plastics n.e.s	4707	39	208	2
073926 Other plastics & articles	33402	276	70878	579
073926 other articles of plastics and articles of other materials of heading Nos. 39.01 to 39.14	418	3		
074000 Rubber and articles thereof	**86866**	**718**	**92635**	**757**
074002 Synthetic rub/factice deriv from oil	8941	74	7033	58
074005 Compound rubber, in primry form			52	0
074008 Plates, sheets etc. of vulcan rubber	1	0		
074009 Tubes pipes & hoses etc.	1193	10	993	8
074010 Conveyor/transmisions belts of rub	32819	272	16767	137
074011 New pneumatic tyres, of rubber	87	1	302	2
074011 New pneumatic tyres,of rubber	668	5	958	8
074014 Hygienic/pharmaceutical articles of rub	32098	265	19553	160
074015 Articles of apparel & clothing accessories etc.			1799	15
074016 Other articles of vulcanised rubber	11058	91	45179	369
080000 Raw Hides and Skins, Leather and Articles Thereof; Saddlery and Harness; Travel Goods, Handbags nad Similar Containers; Articles of Animal Gut	**547**	**4**	**1329**	**11**
084100 Raw hides and skins and leather	**526**	**4**	**1322**	**11**
084107 Leather further prepared aft tann,of bovine	526	4	1322	11
084200 Articles of leather; saddlery and harness, travel goods, handbags and similar containers; articles of animal gut	**21**	**0**	**7**	**0**
084202 Trunks, suit-case, vanity-case etc.	21	0	7	0
090000 Wood and Articles of Wood; Wood Charcoal; Cork and Articles of Cork; Manufactures of Straw, of Esparto or Other Plaiting Materials; Basketware & Wickerwork	**2168**	**18**	**1905**	**16**
094400 Wood and articles of wood; wood charcoal	**2168**	**18**	**1905**	**16**
094404 Hoopwood; spilt pole; pile etc.	1	0		
094407 Wood sawn/chipped lengthwise sliced etc.			1905	16
094421 Other articles of wood	2167	18		
100000 Pulp of wood or of other fibrous cellulosic material; recovered (waste and scrap) paper or paperboard; paper and paperboard and articles thereof	**177727**	**1476**	**208222**	**1703**
104700 Pulp of wood or of other fibrous cellulosic meterial; Recovered (Waste and scrap) paper or paperboard	**6582**	**54**	**5361**	**44**
104703 Chemical wood pulp, soda/sulphate	6582	54	5361	44
104800 Paper and paperboard; articles of paper pulp, of paper or of paperboard	**152584**	**1269**	**202740**	**1658**
104802 Uncoated paper and paper board	7333	60	4437	36
104805 Other uncoated paper/paprboard			186	2
104811 Paper, paperboard, cellulose wadding etc.	25423	212	83597	683
104813 Cigarette paper not cut to size	117635	979	110968	909
104819 Cartons, boxes, cases, bags of paper	0	0	1	0

Import payments by countries /commodities Table-3.2 (Contd.)
(Four digit level HS code)

(First two digit section, second two digit chapter and last two digit indicate four digit level commodities)

(Amount in thousand)

HS Code - Countries/Commodities	2024 - 2025		2025 - 2026	
	Amount (BDT)	Amount (USD)	Amount (BDT)	Amount (USD)
104820 Registers, a/c books,note books, etc			1	0
104821 Paper/board labels of all kind	6	0	1670	14
104821 Paper/board labels of all kind Whether or nor printed	11	0		
104822 Bobbins, spools, cops etc. of paper/ pulp			436	4
104823 Other paper/board cellulose wadding etc.	2175	18	1444	12
104900 Printed books, newspapers, pictures etc.	**18561**	**152**	**121**	**1**
104901 Printed book,brochures,leaflets etc.	589	5		
104907 Unused postage,revenue stamps etc	17914	147		
104911 Other printed mattrer	59	0	121	1
110000 Textiles & Textile Articles	**1392178**	**11548**	**1442461**	**11786**
115100 Wool, fine or coarse animal hair; woven fabric			**9870**	**80**
115112 Woven fabrics combed wool/fine animal hair			9870	80
115200 Cotton	**304932**	**2544**	**63038**	**516**
115201 Cotton not carded or combed	296279	2472	58604	480
115202 Cotton waste	1546	13	1115	9
115205 Cotton yarn , cont 85%+ weg cotton	4849	41		
115208 Woven fabrics of cotton ,>= weg 85%+ , 200g/m.sq.	78	1	1977	16
115209 Woven fabrics of cotton ,>= weg 85%+ , > 200g/m.sq.	1423	12		
115211 Woven fabrics of cotton ,> weg 85%+ , > 200g/m.sq.	756	6	1341	11
115300 Other vegetable textile fibres; paper yarn etc.	**987836**	**8180**	**1000948**	**8180**
115301 Flax raw/processed but not spun	986940	8173	1000948	8180
115302 True hemp raw/processed but not spun	415	3		
115306 Flax yarn	481	4		
115400 Man-made filaments	**13174**	**109**	**119895**	**980**
115402 Synthetic filament yarn	6781	57		
115407 Woven fabrics of synthetic filament yrn	6393	53	119895	980
115500 Man-made staple fibres	**1671**	**14**	**3477**	**28**
115503 Synthetic stable fibres, not carded, combed	583	5	125	1
115515 Other woven fab Synthetic stap fibres			2611	21
115516 Woven fabrics artificial staple fibres	1087	9	742	6
115600 Wadding, felt and nonwovens; special yarns etc.	**32966**	**273**	**31797**	**260**
115602 Felt, coated,covered/laminated	32966	273	31275	255
115603 Nonwovens, coated,covered/laminated			522	4
115800 Special woven fabrics; tufted text. Fabrics; lace; tapestries; trimmings; embroidery			**354**	**3**
115807 Labeles, badges & similar articles text			354	3
115900 Impregnated, coated, covered textile fabrics etc.	**29402**	**244**	**198970**	**1623**
115902 Tyre cord fabrics	8536	71	5179	42
115903 Tex fabrics impregnated,coated etc			151792	1237
115910 Transmission/conveyor belts, of text mtrl	1095	9		
115911 Text products & artcles	19771	164	41999	343
116000 Knitted or crocheted fabrics	**18073**	**149**	**10222**	**83**

Import payments by countries /commodities Table-3.2 (Contd.)
(Four digit level HS code)

(First two digit section, second two digit chapter and last two digit indicate four digit level commodities)

(Amount in thousand)

HS Code - Countries/Commodities	2024 - 2025		2025 - 2026	
	Amount (BDT)	Amount (USD)	Amount (BDT)	Amount (USD)
116001 Pile fabrics	10381	86		
116004 Knitted or crochetd fabrics, exd.30 cm	4476	36	4284	35
116005 Wrap knit fabrics			5939	49
116006 Other knitted or crochet fabrics	3215	26		
116100 Articles of apparel & cloth accessories, knitted/crocheted	**50**	**0**		
116109 T-shirt singlets & other vests	0	0		
116116 Gloves, mittens & mitts	50	0		
116200 Articles of apparel & cloth accessories, not knitted/crocheted	**4074**	**34**	**3890**	**32**
116204 Women/girls suits, jacket etc	44	0		
116210 Garment, made up of fabrics	4030	34	3621	30
116217 Other made up cloth acesor & parts of garmt			268	2
120000 Footwear,Hradgear, Umbrellas, Sun Umbrellas, Walking Sticks, Seat-Sticks, Whips, Riding-Crops and Parts Thereof Etc			**100**	**1**
126500 Headgear and parts thereof			**100**	**1**
126505 Hat and other headgear knitted/croched			1	0
126506 Other headgear, not lined			68	1
126507 Head-bands, linings, covers etc			31	0
130000 Articles of Stone, Plaster, Cement, Asbestos, Mica or Similar Materials; Ceramic Products; Glass and Glassware	**23304**	**192**	**62130**	**509**
136800 Articles of stone, plaster, asbestos, mica etc.	**11361**	**94**	**52015**	**426**
136804 Millstone, grindstone, grinding wheel etc.	298	2	828	7
136805 Natural/art abrasive powder/grain	8970	74	17710	145
136806 Slag wool, rock wool etc.	2093	17	4302	35
136815 Articles of stone/other mineral lsubs			29175	240
136900 Ceramic products	**3769**	**31**	**808**	**7**
136903 Other refractory ceramic goods	3606	30		
136909 Ceramic wares for lab, chemical uses etc.			808	7
136914 Other ceramic articles	163	1		
137000 Glass and glassware	**8174**	**67**	**9306**	**76**
137009 Glass mirrors, rear-view mirrors	148	1		
137010 Carboys, bottles, flasks, jar etc.	58	0	886	7
137013 Glassware of table, kitchn, toilt etc.	7539	62	8369	68
137017 Lab,hygnic/pharmaceautical glassware	383	3		
137019 Glass fibres & articles;	25	0	51	0
137020 Other articles of glass	21	0		
150000 Base Metals & Articles of Base Metal	**1752244**	**14574**	**436488**	**3565**
157200 Iron and Steel	**265036**	**2195**	**55955**	**457**
157204 Ferrous waste & scrap	141711	1173	48345	395
157208 Flat-rolled prodt, >= width 600 mm, hot-rolled	4698	38		
157209 Flat-rolled prodt, >= width 600 mm, cold-rolled	12321	103		
157210 Flat-rolled prodt, >= width 600 mm, clad,plated	106305	881	5900	48

Import payments by countries /commodities Table-3.2 (Contd.)
(Four digit level HS code)

(First two digit section, second two digit chapter and last two digit indicate four digit level commodities)

(Amount in thousand)

HS Code - Countries/Commodities	2024 - 2025		2025 - 2026	
	Amount (BDT)	Amount (USD)	Amount (BDT)	Amount (USD)
157228 Other bars & rods, of other alloy steel			1710	14
157300 Articles of Iron and Steel	**132862**	**1094**	**317782**	**2596**
157302 Railway or tramway track,of iron /steel	112	1		
157304 Tubes, pipes etc. other than cast iron			1984	16
157305 Other tubes, pipes, having circular cross-sections			59598	486
157307 Tubes/ pipes fittings of iron / steel	7077	60	4676	38
157308 Structures & parts of structures	4	0	191	2
157309 Reservoirs, tanks, vats etc.	4877	40		
157310 Tanks, casks, drums etc.	97	1	854	7
157311 Containers for compressed	7023	58		
157312 Stranded wire, ropes, cables etc.			250	2
157315 Chain and parts, of iron/steel	377	3	373	3
157318 Screws,bolts,nuts, etc.	7065	59	11212	92
157319 Sewing/knitting needles, etc.	775	6	62	1
157320 Springs &leaves for springs	1847	15	1470	12
157321 Stoves, ranges,cookers etc.			2365	19
157326 Other articles of iron or steel	103608	851	234748	1918
157400 Copper and Articles Thereof	**2419**	**20**	**5020**	**41**
157407 Copper bars,rods refined profiles	119	1		
157411 Copper tubes and pipes			4922	40
157412 Copper tube or pipe fittings	46	0	80	1
157415 Nails, tacks, drawing pins, of copper etc.	1	0	18	0
157419 Other articles of copper	2253	19		
157500 Nickel and Articles Thereof			**624**	**5**
157508 Other articles of nickel			624	5
157600 Aluminium and Articles Thereof	**1310323**	**10919**	**2082**	**17**
157612 Aluminium cask, drum, cans, boxes, etc.			4	0
157614 Stranded wire, cable of aluminium	1309854	10916		
157615 Table, kitchen articles etc. of aluminium	11	0		
157616 Other aluminium articles	458	4	2077	17
157800 Lead and articles thereof	**78**	**1**	**330**	**3**
157806 Other lead articles	78	1	330	3
158200 Tools, implements, cutlery, spoons and forks, of base metal; parts thereof of base metal	**37355**	**310**	**46452**	**380**
158202 Hands saws, blades saws etc.	267	2		
158203 Files, rasps, pliers, etc.	6	0	63	1
158205 Hand tools n.i.e	517	4	96	1
158206 Tools of two or more, in sets			482	4
158207 Interchangeable tools, for hand tools	1554	13	2583	21
158208 Knives & cutting blades	11271	94	17151	140
158212 Razors and razor blades	23740	196	26077	213
158300 Miscellaneous articles of base metal	**4172**	**35**	**8241**	**67**
158301 Padlocks & locks, of base metal	433	4		
158302 Base metal mountings,fittings & articles etc.	203	2	6023	49
158308 Clasps, frames, hooks etc.			195	2

Import payments by countries /commodities Table-3.2 (Contd.)
(Four digit level HS code)

(First two digit section, second two digit chapter and last two digit indicate four digit level commodities)

(Amount in thousand)

HS Code - Countries/Commodities	2024 - 2025		2025 - 2026	
	Amount (BDT)	Amount (USD)	Amount (BDT)	Amount (USD)
158309 Stoppers, caps & lids of base metal	3536	29	2023	16
158310 Sign-plates, name-plates, address-plate etc.			1	0
160000 Machinery & mechanical appliances; electrical equipment;			**76686**	**629**
168500 Electrical machinery and equipment and parts			**76686**	**629**
168526 Radar apts,radio remote,etc apts			76686	629
160000 Machinery and mechanical appliances; electrical equipment; parts thereof; soundrecorders and reproducers, television image and soundrecorders and reproducers; and parts and accessories of such articles	**3995565**	**33035**	**4974215**	**40715**
168400 Nuclear reactors, boilers, machinery and mechanical appliances; parts thereof	**2577749**	**21300**	**3149637**	**25767**
168406 Steam turbines & other vapour turbines			27052	221
168408 Compression-ignition piston engin	13246	109	2736	22
168409 Parts spark-ignition pistn engin	73647	603	119463	979
168411 Turbo-jet turbo-propellers etc.	261498	2138	347261	2843
168412 Other engines and motors	503	4	5947	49
168413 Pumps for liquids	34361	285	77053	631
168414 Air/vacum pumps, gas compressors & fans	108864	898	86714	712
168415 Air conditioning machines	56865	476	85348	698
168416 Furnace burners for liquid fuel,etc.	867	7		
168418 Refrigerators,freezers & othr	111114	921	440	4
168419 Machinery, plant/ lab equipments etc.	106032	884	98649	807
168420 Calendering/other roling machines	119	1	58	0
168421 Centrifuges, filtering machinery rtc.	77711	644	248395	2029
168422 Dish washing machines, etc.	53122	443	57436	470
168423 Weighing machinery, etc.	3535	29		
168424 Mechanical appliances & the like	59874	498	70155	574
168425 Pulley tackle & hoists etc.	325	3	1627	13
168427 Fork-lift truks;	41538	346		
168428 Other Lifting, handling, etc.machinery	222138	1822	34637	283
168431 Parts suitable of machinery	17001	142	7345	60
168436 Other agri, horti, poltry-kep machinery	20554	169		
168438 Machinery n.i.e	352130	2905	4617	38
168439 Machinery making pulp/paper/board	15592	128		
168441 Other machinery making pulp/paper/board	3027	25	71081	580
168442 Machinery,apparatus,& equpment			11	0
168443 Printing machinery	42258	352	64508	528
168446 Weaving machines(looms)	6470	54	2741	22
168448 Auxiliary mach for extrd, drw mch etc.	60504	503	74118	605
168450 Household/laundry-type washing mach	1947	16	146	1
168451 Machinery for washing, cleaning etc.	600144	4963	641910	5253
168452 Sewing machines, n/book sewng mach			5	0
168453 Machinery, preparing, tanning etc.	166	1	1357	11
168454 Converters, ladles ingot machinies	162	1	2410	20
168455 Metal rollng mills and rolls thereof			1481	12

Import payments by countries /commodities Table-3.2 (Contd.)
(Four digit level HS code)

(First two digit section, second two digit chapter and last two digit indicate four digit level commodities)

(Amount in thousand)

HS Code - Countries/Commodities	2024 - 2025		2025 - 2026	
	Amount (BDT)	Amount (USD)	Amount (BDT)	Amount (USD)
168456 Machine-tools for working any material by removal of material,by laser or other light or photon beam,ultra-sonic,electro-discharge,electro-chemical,electron beam or plasmaarc process;water-jet cutting machines	9076	74	1070	9
168460 Machine-tools deburring, sharpening etc.	498	4	335	3
168462 Machine-tools forging, hammering etc.			33718	275
168464 Machine-tools working stone, ceramic etc.	2001	16		
168466 Parts & accessories for machine-tools	39	0	9	0
168467 Tools for working in the hand etc.	185	2	1339	11
168471 Automatic data processing machines etc.	19218	160	465928	3819
168473 Parts & accessories of office machineries	541	4	206	2
168474 Machinery washing, crushing etc.	53	0	693	6
168477 Machinery for working rubber/plastics	937	8	1837	15
168478 Machinery preparng/making up tobaco	1928	16	4059	33
168479 Mechanical appl indivial func. n.i.e	95699	798	232289	1894
168480 Moulding boxes for metal foundry etc.			273	2
168481 Taps, cocks, valves & similar etc.	31067	257	40587	332
168482 Ball/ roller bearings	24571	204	61470	503
168483 Transmission shafts, crank, bearing etc.	22949	189	144946	1185
168484 Gaskets & similar joints of metal sheeting etc.	4185	35	5012	41
168487 Machinery parts,not cont. elect. connectors	19491	162	21166	173
168500 Electrical machinery and equipment and parts thereof; sound recorders and reproducers, television imageand sound recorders and reproducers and parts and accessories of such articles	**1417816**	**11735**	**1824578**	**14948**
168501 Electric motors and generator	20153	167	28036	230
168502 Electric generating sets, rotary converters	235244	1951	203881	1668
168503 Parts electric motor,gen. Set	43479	361	989	8
168504 Electric transformer, inductors etc.	43927	362	90166	738
168505 Electro-magnets;and articles	4978	41	10785	88
168506 Primary cels & primary baterie	6	0	46	0
168507 Electric accumulator;	1223	10	1105	9
168508 Vcuum cleaners	0	0	6	0
168509 Eletro-mechanical domestic appliances			31	0
168511 Electrical ignition equipment, etc.	329	3	1329	11
168512 Electrical lighting/signaling equipment,etc	7	0		
168516 Electric storage water heater, etc.	2854	24	3052	25
168517 Telephone sets , other apparatus etc.	19787	166	6009	49
168518 Microphones & stands therefor;			42	0
168521 Video-recording apparatus			7	0
168523 Discs, tapes, smart cards etc.	401389	3331	302808	2473
168525 Transmission appart radio-tel, etc.			1996	16
168526 Radar apts,radio remote,etc apts	183317	1528	772576	6339
168528 Monitors and projectors etc.	245	2	2016	17

Import payments by countries /commodities Table-3.2 (Contd.)
(Four digit level HS code)

(First two digit section, second two digit chapter and last two digit indicate four digit level commodities)

(Amount in thousand)

HS Code - Countries/Commodities	2024 - 2025		2025 - 2026	
	Amount (BDT)	Amount (USD)	Amount (BDT)	Amount (USD)
168528 Monitors and projectors,not incorporating television reception apparatus;reception apparatus for television,whether or not incorporating radio broadcast receivers or sound or videorecording or reproducing apparatus	1183	10	223944	1839
168529 Parts,trans,reception etc.,apts	2612	21	1776	15
168530 Electrical signaling, traffic control equp etc.	795	7	24753	203
168531 Electrical sound/visual sig apts	5406	44	4252	35
168532 Electrical capacitors, fixed,variable etc.	49	0	100	1
168533 Electrical resistors, not heating	787	7	2923	24
168534 Printed circuits			33	0
168535 Electrical apts for switching > 1000 volts	148372	1217	20646	169
168536 Electrical apparatus for switching or protecting electrical circuits,or for making connections to or in electrical circuits for a voltage notexceeding 1,000 volts; connectors for optical fibres,optical fibres,optical fibre bundles or cables	2627	22	2478	20
168536 Electrical apts for switching 1000 volts	113234	930	17792	146
168537 Boards, panels, consols, etc.	36760	306	66244	541
168538 Parts: of electrical switching,apts.	60402	498	14186	116
168539 Electric filament/discharge lamps	10159	84	3485	28
168540 Thermionic,cold cathode valves etc.	2681	22	2531	21
168541 Diodes, transistors, semi-conductor etc.	18	0	1473	12
168542 Electronic, integrated circuits	1286	11	1186	10
168543 Electrical machines & apts. n.i.e.	4085	34	1052	9
168544 Insulatd wire, cable etc.	67278	552	1968	16
168545 Carbon electrodes, carbon brushes etc.	3143	26	572	5
168547 Insulating fitting for electrical machines			8306	68
170000 Vehicales, Aircraft, Vessels and Associated Transport Equipment	**325239**	**2665**	**3189130**	**26041**
178600 Railway or tramway locomotives, rollingstock and parts thereof; railway or tramway track fixtures and fittings and parts thereof; mechanical (including electromechanical) trafficsignalling equipment of all kinds			**12858**	**105**
178607 Parts of railway or tramway locomotives			12858	105
178700 Vehicles other than railway or tramway rollingstock, and parts and accessories thereof	**308678**	**2530**	**7161**	**59**
178703 Motor car, other motor vehicles	8992	74		
178703 Motor cars and other motor vehicles principally designed for the transport of the persons(other than those of heading No. 87.02) including station wagons and racing cars	7060	58		
178705 Vehicles other than railway or tramway rolling - stock etc.	80213	657		
178708 Parts,accessories, motor vehicles	2306	19	7161	59
178709 Works truck,self-propelled	210107	1722		
178800 Aircraft, spacecraft and parts thereof	**16561**	**136**	**23487**	**192**
178804 Parachutes,rotochutes & parts			5686	47
178805 Aircraft launching gear,etc			17108	139
178807 Parts of goods heading 88.01, 88.02 or 88.06	16561	136	693	6

Import payments by countries /commodities Table-3.2 (Contd.)
(Four digit level HS code)

(First two digit section, second two digit chapter and last two digit indicate four digit level commodities)

(Amount in thousand)

HS Code - Countries/Commodities	2024 - 2025		2025 - 2026	
	Amount (BDT)	Amount (USD)	Amount (BDT)	Amount (USD)
178900 Ships, boats and floating structures			**3145623**	**25686**
178908 Vessels & other,breaking up			3145623	25686
180000 Optical, Photographic, Cinematographic, Measuring, Checking, Precision, Medical Orsurgical Instruments and Apparatus; Clocks and Watches; Musical Instruments; Parts and Accessories Thereof	**1220463**	**10131**	**1055680**	**8637**
189000 Optical, photographic, cinematographic, measuring, checking, precision, medical orsurgical instruments and apparatus; parts and accessories thereof	**1220463**	**10131**	**1055620**	**8636**
189001 Optical fibres etc	108	1	382	3
189014 Direction finding compasses	13370	111		
189015 Surveying, hydrographic etc.	23610	194	44979	368
189017 Drawing, marking-out etc. inst.	28251	238	4151	34
189018 Instruments in medical,surgical, etc.	453793	3784	470027	3845
189019 Mechano-therapy,etc,appliances	23016	189	5746	47
189020 Other breathing appliance,gas masks			15645	127
189021 Orthopaedic,appliances etc.	3609	30	2201	18
189022 Appratus based on x-ray,alpha, etc.	302999	2511	235135	1924
189024 Machines, hardness,strength test etc.			552	5
189025 Hydrometers,thermometers etc.	36958	305	8714	71
189026 Instruments, checking flow,level etc.	41814	345	41967	344
189027 Instruments, physical, chemical analysis etc.	234614	1942	191047	1562
189029 Revolution counters,taximeters etc.	4525	38		
189030 Oscilloscopes, spectrum analysers etc.,	3748	31		
189031 Measuring/checking instrument	10466	87	4159	34
189032 Automatic regulating instru	1336	11	10888	89
189033 Parts & accessories n.i.s	38247	316	20025	164
189100 Clocks and watches and parts thereof			**60**	**0**
189106 Time of day recording apparatus			60	0
200000 Miscellaneous Manufactured Articles	**217258**	**1802**	**108780**	**891**
209400 Furniture; bedding, mattresses, mattress supports, cushions and similar stuffed furnishings; lamps and light fittings, not elsewhere specified or included; illuminated signs, illuminatednameplates and the like; prefabricated buildings	**18681**	**158**	**28479**	**234**
209401 Seats and parts			25291	208
209402 Medical, surgical, dental furniture			534	4
209403 Other furniture & parts			1558	13
209404 Mattress supports;			17	0
209405 Lamps and lighting fittings & parts	2562	21	1079	9
209406 Prefabricated buildings	16119	137		
209500 Toys, games and sports requisites; parts and accessories thereof	**215**	**2**	**1016**	**8**
209504 Video game, billiards etc.			305	2
209506 Articlese for gymnastics, sports etc.	215	2	711	6
209600 Miscellaneous manufactured articles	**198362**	**1643**	**79285**	**649**
209602 Worked veg/mineral carving matrl	137335	1132	74238	608

(First two digit section, second two digit chapter and last two digit indicate four digit level commodities)

(Amount in thousand)

HS Code - Countries/Commodities	2024 - 2025		2025 - 2026	
	Amount (BDT)	Amount (USD)	Amount (BDT)	Amount (USD)
209603 Brooms, brushes, etc.	2685	22	3015	25
209608 Ball point pens & markers			334	3
209612 Typewriter ribbons,inked, etc.	2407	20	1698	14
209613 Cigarette lighter & parts	54674	458		
209619 Sanitary towels , napkins etc.	1261	11		
French Polynesia	**17**	**0**		
160000 Machinery and mechanical appliances; electrical equipment; parts thereof; soundrecorders and reproducers, television image and soundrecorders and reproducers; and parts and accessories of such articles	**17**	**0**		
168400 Nuclear reactors, boilers, machinery and mechanical appliances; parts thereof	**17**	**0**		
168409 Parts spark-ignition pistn engin	0	0		
168467 Tools for working in the hand etc.	17	0		
Gabon	**1331657**	**11029**	**1441761**	**11776**
050000 Mineral Products	**1064173**	**8825**	**1187733**	**9700**
052600 Ores, slag and ash	**1064173**	**8825**	**1097902**	**8968**
052602 Manganese ores & concentrates	1064173	8825	1097902	8968
052700 Mineral fuels, mineral oilsand products of their distillation bituminous substances; mineral waxes			**89831**	**732**
052704 Coke or semi-coke of coal			89831	732
060000 Products of the Chemical or Allied Industries	**4286**	**35**		
063000 Pharmaceutical products	**4286**	**35**		
063002 Humn & animal blood	4286	35		
090000 Wood and Articles of Wood; Wood Charcoal; Cork and Articles of Cork; Manufactures of Straw, of Esparto or Other Plaiting Materials; Basketware & Wickerwork	**263198**	**2169**	**254028**	**2076**
094400 Wood and articles of wood; wood charcoal	**263198**	**2169**	**254028**	**2076**
094403 Wood in the rough	263198	2169	254028	2076
Gambia			**93582**	**765**
150000 Base Metals & Articles of Base Metal			**93582**	**765**
157200 Iron and Steel			**93582**	**765**
157204 Ferrous waste & scrap			93582	765
Georgia	**26**	**0**	**1854**	**15**
040000 Prepared foodstuffs; Beverages, Spirits and vineger; Tobacco and manufactured tobacco substitues			**1854**	**15**
042000 Preparations of vegetables, fruit, nuts or other parts of plants			**1854**	**15**
042009 Frut & vegetable juices			1854	15
160000 Machinery and mechanical appliances; electrical equipment; parts thereof; soundrecorders and reproducers, television image and soundrecorders and reproducers; and parts and accessories of such articles	**26**	**0**		
168500 Electrical machinery and equipment and parts thereof; sound recorders and reproducers, television imageand sound recorders and reproducers and parts and accessories of such articles	**26**	**0**		
168538 Parts: of electrical switching,apts.	26	0		

Import payments by countries /commodities Table-3.2 (Contd.)
(Four digit level HS code)

(First two digit section, second two digit chapter and last two digit indicate four digit level commodities)

(Amount in thousand)

HS Code - Countries/Commodities	2024 - 2025		2025 - 2026	
	Amount (BDT)	Amount (USD)	Amount (BDT)	Amount (USD)
Germany	**85897288**	**711709**	**79261813**	**648210**
010000 Live Animals and Animal Products	**745396**	**6127**	**610262**	**4983**
010100 Live animals			**33134**	**270**
010105 Live poultry			33134	270
010400 Dairy produce; bird's eggs; natural honey; Edible products of animal origin, not elsewhere specified or included.	**745396**	**6127**	**568750**	**4645**
010401 Milk & cream, not containing sugar	2475	20	610	5
010402 Milk & cream, containing sugar	598429	4913	392531	3203
010403 Buttermilk, curdled milk & cream, yogurt etc.	265	2	113	1
010403 Yogurt;Buttermilk, curdled milk & cream, yogurt etc.	57	0	231	2
010404 Whey, containing sugar /sweetening matter	103158	855	130227	1066
010406 Cheese and curd	41011	337	45037	368
010500 Products of animal origin, not elsewhere specified orincluded			**8378**	**68**
010505 Skin & other parts of birds			8378	68
020000 Vegetable Products	**385375**	**3181**	**402633**	**3297**
020700 Edible vegetable and certain roots and tubers	**3450**	**29**	**6765**	**55**
020701 Potatoes, fresh or chilled			6765	55
020703 Onions, shallots, garlic,fresh or chilled	3450	29		
020800 Edible fruit nuts; peel of citrus fruit or melons	**3065**	**26**		
020805 Citrus fruits, fresh or dried	3065	26		
020900 Coffee, tea, mate and spices			**91**	**1**
020901 Cofee, not roastd or roasted			91	1
021100 Products of the milling industry; Malt; Starces; Inulin; Eheat gluten	**191414**	**1586**	**219493**	**1798**
021104 Cereal grains otherwise worked			2010	16
021105 Flour,meal, powder ,flakes etc.	121664	1009	164647	1348
021108 Starches ; inulin	69750	577	52836	433
021200 Oil seeds and oleaginous fruits; miscellaneous grains; seeds and fruit; industrial or medicinal plants; straw and fodder	**180734**	**1486**	**158494**	**1297**
021207 Other oil seed & oleagious fruits			143611	1175
021209 Seed,fruit & spores for sowing	180734	1486	14883	122
021300 Lac; Gums, Resins and other vegetable saps and extracts	**6711**	**56**	**14049**	**115**
021301 Lac; natural gum, gum-resin etc.	688	6	746	6
021302 Vegetable saps and extracts;	6024	50	13304	109
021400 Vegetable plaiting meterails; Vegetable products not elsewhere specified or included			**3740**	**31**
021404 Vegetable products n.e.s			3740	31
030000 Animal or vegetable fats and oils and their cleavage products; prepared edible fats; animal or vegetable waxes	**139361**	**1157**	**182565**	**1494**
031500 Animal or vegetable fats and oils and their cleavage products; prepared edible fats; animal or vegetable waxes	**139361**	**1157**	**182565**	**1494**
031504 Fats and oils & their fractions	55700	460	71677	586
031507 Soya-bean oils & its fractons, not refined	9925	83	6885	56

Import payments by countries /commodities Table-3.2 (Contd.)
(Four digit level HS code)

(First two digit section, second two digit chapter and last two digit indicate four digit level commodities)

(Amount in thousand)

HS Code - Countries/Commodities	2024 - 2025		2025 - 2026	
	Amount (BDT)	Amount (USD)	Amount (BDT)	Amount (USD)
031509 Olive oils & its fractons, not refined	2102	18	6922	57
031512 Sunflower,safflower/cotton seed oil, not refined	169	1		
031513 Coconut, palm kernel oils, not refined	720	6	403	3
031515 Other fixed vegetable fats & oils, not refined	11168	92	2553	21
031516 Animal/vegetable fats & oils, not refined	41250	344	76908	630
031517 Margarine & other oils	3944	33		
031520 Glycerol, crude;	208	2	578	5
031521 Vegetable waxes & beewaxes etc.,not refined	14175	119	16639	136
040000 Prepared foodstuffs; Beverages, Spirits and vineger; Tobacco and manufactured tobacco substitues	**3390133**	**28103**	**3248395**	**26559**
041700 Sugars and sugar confectionery	**621054**	**5154**	**463488**	**3789**
041701 Cane or beet sugar,in solid form	15992	132	18690	153
041702 Other sugar incl. lactos glucos	603192	5007	444797	3637
041704 Sugar confctionry, not containing cocoa	1870	15		
041800 Cocoa and cocoa preparations	**7304**	**61**	**2141**	**17**
041806 Chocolate/food prep. Contain. Cocoa	7304	61	2141	17
041900 Preparations of cereals, flour, starch or milk; pastry cooks' products	**1844864**	**15278**	**1293473**	**10581**
041901 Malt extract;	1844864	15278	1293428	10580
041905 Bread,pastry,cakes,biscuits etc.			46	0
042000 Preparations of vegetables, fruit, nuts or other parts of plants	**3353**	**28**	**1086**	**9**
042004 Other Veg. prep/presrv., frozen			958	8
042007 Jams,fruit jellies etc.	1837	15	128	1
042008 Fruit & nuts etc.,	1213	10		
042009 Frut & vegetable juices	302	3		
042100 Miscellaneous edible preparations	**17313**	**144**	**80183**	**655**
042101 Extracts,essences of coffee,tea etc.	1734	14	7311	60
042102 Yeast; baking powder	1126	9	45164	369
042103 Sauces and preparations thereof	2001	17	12973	106
042106 Food preparations n.e.s	12451	104	14734	121
042200 Beverages, spirits and vinegar	**47017**	**388**	**54344**	**444**
042202 Mineral & areated waters add. Sug			2	0
042203 Beer made from malt	233	2	7777	63
042204 Wine of fresh grapes	25	0	98	1
042207 Undenaturd ethyl alcohol vol. 80%+	42451	350	46435	380
042208 Undenaturd ethyl alcohol vol. 0%	4308	35	33	0
042300 Residues and waste from the food industries; Prepared animal fodder	**786962**	**6531**	**1353680**	**11063**
042309 Preparations of a kind used in animal feeding	786962	6531	1353680	11063
042400 Tobacco and manufactured tobacco substitutes	**62267**	**519**		
042403 Other manufacture tobacco	62267	519		
050000 Mineral Products	**652868**	**5382**	**1035317**	**8466**
052500 Salt; sulphur; earths and stone; plastering materials, lime and cement	**101396**	**836**	**176897**	**1447**
052501 Salt and pure sodium chloride	15615	130	13511	110

Import payments by countries /commodities Table-3.2 (Contd.)
(Four digit level HS code)

(First two digit section, second two digit chapter and last two digit indicate four digit level commodities)

(Amount in thousand)

HS Code - Countries/Commodities	2024 - 2025		2025 - 2026	
	Amount (BDT)	Amount (USD)	Amount (BDT)	Amount (USD)
052505 Natural sand of all kinds	2422	20	1471	12
052507 Kaolin and other kaolinic clays, whether or not calcined			76661	627
052507 Kaolin and other kaolinic clays;	63600	523	9053	74
052508 Other clays;	151	1	3253	27
052517 Pebble, gravel, broken or crushd stone			11841	97
052519 Natural magnesium carbonate & other	17559	145	61108	500
052520 Gypsum;anhydrite plasters	15	0		
052525 Mica incl. splitting,mica waste	2035	17		
052600 Ores, slag and ash			**2966**	**24**
052601 Iron ores and concentrates			2	0
052614 Titanium ores and concentrates			2964	24
052700 Mineral fuels, mineral oilsand products of their distillation bituminous substances; mineral waxes	**551471**	**4545**	**855454**	**6994**
052701 Coal;briquettes ovoid etc.			589170	4817
052707 Oils & other products of coal tar	648	5		
052710 Petroleum oils and oils obtained from bituminous minerals,other than crude; preparations not elsewherespecified or included,containing by weight 70% or more of petroleum oils or of oils obtained from bituminous minerals,these oils being the basic constituents of the preparation;waste oils	137169	1131	119770	978
052710 Petroleum oils, refined	215020	1769	21429	176
052712 Petroleum jely;paraffin wax,etc	198635	1639	124487	1018
052715 Bituminous mixtures based on natural asphalt			599	5
060000 Products of the Chemical or Allied Industries	**18161446**	**150345**	**17726422**	**144943**
062800 Inorganic chemicals; organic or inorganic compounds of precious metals, of rare-earth metals, of radioactive elements or of isotopes	**1328952**	**10997**	**1414494**	**11566**
062801 Fluorine, chlorine bromine & iodine.			13760	113
062803 Carbon	70467	584	101323	828
062804 Hydrogen, rare gases etc.	5188	43	3126	26
062805 Alkali, rare earth metals, mercury etc.			766	6
062806 Hydrogen chloride, chlorosulphuric acid	1709	14	5844	48
062807 Sulphuric acid, oleum			689	6
062809 Diphosphorus pentaoxide; phosphoric acid			3367	27
062810 Oxides of boron; boric acids	7550	62	2096	17
062811 Other inorganic acids, other inorganic oxygen	131619	1090	131527	1075
062812 Halides & halide oxides of non-metals	12	0		
062814 Ammonia anhydrous or aqueous soln	1738	14	811	7
062815 Sodium or potasium hydroxide	39761	331	36290	297
062816 Hydroxide & peroxide magnesium	6	0		
062817 Zinc oxide; zinc peroxide	1238	10	3974	33
062818 Artificial corundum, aluminium oxide/hydroxide	26717	221	27477	225
062819 Chromium oxides and hydroxide	20086	166	37961	310
062820 Manganese oxides	7714	63		

Import payments by countries /commodities Table-3.2 (Contd.)
(Four digit level HS code)

(First two digit section, second two digit chapter and last two digit indicate four digit level commodities)

(Amount in thousand)

HS Code - Countries/Commodities	2024 - 2025		2025 - 2026	
	Amount (BDT)	Amount (USD)	Amount (BDT)	Amount (USD)
062821 Iron oxide & hydroxide	14727	121	27914	229
062822 Cobalt oxides & hydroxides	72	1		
062823 Titanium oxides	17567	147	20761	170
062825 Hydrazine/hydroxylamine & salt etc.	35987	297	8602	70
062826 Fluorides,fluorosilicates,etc	1115	9	2257	18
062827 Chloride/bromide/iodides	35409	290	37216	305
062828 Hypochlorites chlorites			15	0
062829 Chlorat & perchlorat, bromates, iodates etc.	112	1	285	2
062830 Sulphides; polysulphides	50	0		
062831 Dithionites and sulphoxylates	276594	2289	236933	1938
062832 Sulphites; thiosulphates	179781	1487	184634	1509
062833 Sulphate alums, peroxosulphate	96542	803	124662	1019
062834 Nitrites; nitrates	10515	87	23107	189
062835 Phosphinates, phosphonates	172282	1429	169161	1383
062836 Carbonates; peroxocarbonates	92292	760	86080	704
062837 Cyanides,cyanide oxides	10	0		
062839 Silicates, commercial alkali metal silicates	347	3	251	2
062840 Borates; peroxoborates	285	2	13884	114
062841 Salt of oxometalic or peroxometalic acids	1573	13	3791	31
062842 Other salt of inorganic acids/peroxoacids	78390	647	98161	803
062843 Colloidal precious metals, silver/gold compounds	76	1	3793	31
062844 Radioactive chemical elements/isotops	151	1	2817	23
062846 Compounds inorganic/organic,etc.	112	1	298	2
062849 Carbides not chem. defined	2	0	802	7
062850 Hydrides,nitrides, azides, silicides,borides etc.	30	0		
062852 Inorganic or organic compounds of mercury	1092	9		
062853 Phosphides, whether or not chemically defined, excluding ferrophosphorus;	34	0	61	0
062900 Organic chemicals	**3170362**	**26299**	**3334165**	**27254**
062901 Acyclic hydrocarbons	2703	22	2810	23
062902 Cyclic hydrocarbons	3267	27	912	7
062903 Halogenated derivative of hydrocarbons	142559	1179	128102	1048
062904 Sulphonated nitrated or nitrosated	1526	13	4259	35
062905 Acyclic alcohol/halogn sulpho,etc	487795	4045	446198	3649
062906 Cyclic alcohol	92985	774	78453	642
062907 Phenols;phenol-alcohols	14010	117	27101	222
062908 Halogenated, sulphonated etc.	2147	18	1714	14
062909 Ether,ether alcohols, etc.	24304	201	19118	156
062912 Aldehydes	22892	191	8952	73
062914 Ketone & quinon etc.	25760	218	48193	394
062915 Saturated acyclice,monocarboxilic acid etc.	95548	789	69545	569
062916 Unsaturated acyclic monocarboxylic acid etc.	48347	405	70198	574
062917 Polycarboxylic acids	138421	1154	84849	694
062918 Carboxylic acids	97393	809	77704	635

Import payments by countries /commodities Table-3.2 (Contd.)
(Four digit level HS code)

(First two digit section, second two digit chapter and last two digit indicate four digit level commodities)

(Amount in thousand)

HS Code - Countries/Commodities	2024 - 2025		2025 - 2026	
	Amount (BDT)	Amount (USD)	Amount (BDT)	Amount (USD)
062919 Phosphoric esters and their salts	2460	20	536	4
062920 Ester of other inorganic acids	14019	117	25299	207
062921 Amine function compounds	5055	42	3000	25
062922 Oxygen-function amino-compound	118491	984	42567	348
062923 Qaternary ammonium salts etc.	79466	666	30664	250
062924 Carboxyamide amide- func. Comp.	14873	125	20250	166
062925 Carboxyimide imine-func. Comp.	109678	900	66749	544
062926 Nitrile-function compounds	58515	484	61713	506
062927 Diazo, azo or azoxy-compounds	65	1	79	1
062930 Organo-sulphur compounds	4687	39	14715	121
062931 Other, organo-inorganic comp.	7742	65	18201	149
062932 Heterocyclic compound w/oxygen	6575	54	1623	13
062933 Heterocyclic comp w/nitrogen	76038	629	121079	989
062934 Nucleic acids & their salts;	27467	231	25710	210
062936 Provitamins & vitamins etc.	1107131	9182	1271865	10389
062937 Hormones, prostaglandins etc.	168134	1389	421211	3444
062939 Alkaloids, natural or reproduced by synthesis and their salts, ethers, esters and other derivatives	11775	97	13919	114
062940 Sugars , oter than sucrose etc.	144607	1197	126868	1038
062941 Antibiotics	8635	73	9	0
062942 Other organic compounds	5293	43		
063000 Pharmaceutical products	**2214167**	**18302**	**2277323**	**18621**
063001 Glands and other organs	234	2	2968	24
063002 Humn & animal blood	313820	2594	415300	3398
063003 Medicament consist. two or more mixed,for therapeutic use	1161	10		
063004 Medicament consist. mixed/unmixed,for therapeutic use	1896592	15677	1826507	14933
063005 Wadding ,gauze,bandages etc.	129	1	14946	122
063006 Pharmaceutical goods	2231	19	17602	144
063100 Fertilisers	**701456**	**5759**	**928263**	**7590**
063102 Mineral or chemical fertilisers, nitrogenous	4040	34	2313	19
063104 Mineralor chemical fertilzers, potassic	696014	5714	919246	7517
063105 Mineralor chemical fertilizers cont. nitr,phos,potaas	1402	12	6703	55
063200 Tanning or dyeing extracts; Tannins and their derivatives; Dyes, pigments and other colouring matter; Paints and varnishes; Putty and other mastics; Inks	**1518724**	**12557**	**1323172**	**10822**
063201 Tanning extract of vegetable origin;	188	2		
063202 Synthetic organic/ inorganic tanning subs.	92832	772	93451	765
063203 Colorng mater veg/ animl orign	31106	258		
063204 Synthetic organic colouring matter	291915	2416	326191	2670
063205 Colour lakes	71816	598	22652	185
063206 Other Colouring matter;	422401	3484	364502	2982
063207 Prepared pigments, opacifiers etc.	89632	743	61369	502
063208 Paints and varnishes;	86679	714	104246	852
063209 Other paints and varnishes ;	3655	30	3675	30

Import payments by countries /commodities Table-3.2 (Contd.)
(Four digit level HS code)

(First two digit section, second two digit chapter and last two digit indicate four digit level commodities)

(Amount in thousand)

HS Code - Countries/Commodities	2024 - 2025		2025 - 2026	
	Amount (BDT)	Amount (USD)	Amount (BDT)	Amount (USD)
063212 Pigments dispersed in non-aqueous	83132	686	32526	266
063213 Artist student or signbord painters'			929	8
063214 Glaziers putty,grafting putty etc.	56558	470	52058	425
063215 Printing ink, writing draw/other ink	288809	2386	261573	2138
063300 Essential oils & resinoids; Perfum, cosmetic or toilet preperations	**219096**	**1810**	**151710**	**1240**
063301 Essential oils	4782	40	5247	43
063302 Mix of odoriferous substancees	159614	1319	133754	1093
063303 Perfumes and toilet waters	39	0	36	0
063304 Beauty/make-up/skin preparatin	53561	442	10762	88
063305 Preparations for use on the hair			377	3
063306 Preparations for oral/dental hygiene			7	0
063307 Pre-shave,shaving/after-shave	1100	9	1526	13
063400 Soap, organic surf-active agents, lubricating etc.	**2600719**	**21573**	**1950969**	**15958**
063401 Soap;organic surfac-active prodts & preparations	89931	754	116617	951
063402 Organic surfac-active agents	1747468	14465	1353078	11069
063403 Lubricat preparations etc.	542680	4502	428200	3504
063404 Artificial wax & prepared wax	219228	1841	45933	376
063405 Polish and cream for footwear, furniture etc.	1389	11	7120	58
063407 Modelling pastes of plaster	24	0	19	0
063500 Albuminoidal substances; modified starches, glues, enzymes	**388238**	**3211**	**476804**	**3899**
063501 Casein ,caseinates, casein derivatives	1000	8	2965	24
063503 Gelatin & derivatives , isinglass, glues	30553	251	41002	335
063504 Peptones & derivatives, etc.	342	3	116	1
063505 Dextrins & other modified starches	142943	1183	121975	998
063506 Prepared glues & other prep. adhesives	85493	707	65718	538
063507 Enzymes; prepared enzymes n.e.s	127906	1059	245029	2003
063600 Explosives; Pyrotechnic products; Matches; Pyrophoric alloys; certain combustible preperations	**57715**	**472**	**22088**	**181**
063604 Fireworks, signalling flares rain rockets	57715	472	22088	181
063700 Photographic or cinematographic goods	**60221**	**502**	**13924**	**114**
063701 Photographic plates & film flat etc.	47281	395	5099	42
063703 Photographic paper, paper board etc.	486	4		
063707 Chemical prep. for photographic use	12454	103	8825	72
063800 Miscellaneous chemical products	**5901796**	**48864**	**5833510**	**47698**
063801 Artificial graphite, colloidal etc.	81	1	1167	10
063802 Activated carbon, animal black etc.	109	1	607	5
063804 Residual lyes from mfg of wood pulp			587	5
063806 Rosin & resin acid;and derivatives etc.	4959	41	1908	16
063808 Insecticides, rodenticides etc.	1285160	10645	1018164	8327
063809 Finishing agents,dye carriers etc.	2076506	17199	1712649	14002
063810 Pickling preparations for metal surfaces etc.	6	0	7	0
063811 Anti-knock prep, oxidation inhibitors etc.	9280	77	59920	489
063812 Prepared rubber accelerators;	8722	71	4943	40

Import payments by countries /commodities Table-3.2 (Contd.)
(Four digit level HS code)

(First two digit section, second two digit chapter and last two digit indicate four digit level commodities)

(Amount in thousand)

HS Code - Countries/Commodities	2024 - 2025		2025 - 2026	
	Amount (BDT)	Amount (USD)	Amount (BDT)	Amount (USD)
063812 Prepared rubber accelerators;compounds plasticisersfor rubber or plastics,notelsewhere specified or included;antioxidising preparations and other compound stabilisers for rubber or plastics	1041	9	3514	29
063814 Organic composites solvents & thinners	7904	66	7828	64
063815 Reaction initiator & accelerators	5072	41	60172	494
063816 Refractory cements, mortars etc.	44189	366	62086	507
063819 Hydraulic brake fluids	7544	62	1086	9
063820 Anti-freezing preparations	4242	35	20894	170
063821 Prepared culture media	9988	82	4467	37
063822 Diagnostic or laboratory reagents	1463302	12097	1825562	14928
063823 Industrial monocarboxylic fatty acids;	17463	145	17733	145
063824 Prepared binders for foundry moulds;	956227	7925	1030216	8422
070000 Plastics & Rubber Articles Thereof	**4197448**	**34770**	**4302059**	**35168**
073900 Plastics and articles thereof	**3554340**	**29450**	**3498209**	**28596**
073901 Polymers of ethylene, in primary forms	456279	3779	268475	2192
073902 Polymers/ propylen/olefin in primary forms	24131	198	25603	209
073903 Polymers of styrenein in primary forms	4104	35	13570	111
073904 Polymers of vinyl chloride etc. in primary	139058	1150	97307	795
073905 Polymers of vinyl acetate/ester in primary	381464	3162	538249	4399
073906 Acrylic polymers in primry forms	470757	3901	442504	3619
073907 Polyacetals in primary forms	167064	1382	141809	1159
073908 Polyamides in primary forms	54090	448		
073909 Amino-resins, in primary forms	177583	1466	151664	1240
073909 Amino-resins, phenolic resins and polyurethanes, in primary forms	263966	2190	262466	2144
073910 Silicons in primary forms	141052	1170	96519	789
073911 Petroleum resins, in primary forms	27408	228	17731	145
073912 Cellulose & chemical dertives in primary	259316	2157	297193	2431
073913 Natural polymers, in primary forms	96268	799	88992	727
073914 Ion-exchangers based polymr primay	12237	101	16443	134
073915 Waste,parings & scrap or plastic	176	1		
073916 Monofilament , of plastics	829	7	837	7
073917 Tube, pipe & hoses etc of plastics	49467	408	72127	590
073918 Floor coverings of plastics	2798	23	12	0
073919 Self-adhesive, plates, sheets etc of plastics	159199	1324	100886	825
073920 Other plates,sheets,etc of plastic, non-cellular	85396	707	248976	2036
073921 Other Plates, sheets etc. of plastics	65896	543	20039	164
073922 Baths,shower-baths, wash-basin etc.	834	7	941	8
073923 Artilces for the conveyance	125472	1036	285995	2337
073924 Tableware, kitchenware, of plastics	407	3	234	2
073925 Builders' wares of plastics n.e.s	75	1	36	0
073926 Other plastics & articles	375975	3115	301862	2469
073926 other articles of plastics and articles of other materials of heading Nos. 39.01 to 39.14	13039	107	7737	63
074000 Rubber and articles thereof	**643107**	**5320**	**803851**	**6573**
074002 Synthetic rub/factice deriv from oil	81681	680	66923	547

Import payments by countries /commodities Table-3.2 (Contd.)
(Four digit level HS code)

(First two digit section, second two digit chapter and last two digit indicate four digit level commodities)

(Amount in thousand)

HS Code - Countries/Commodities	2024 - 2025		2025 - 2026	
	Amount (BDT)	Amount (USD)	Amount (BDT)	Amount (USD)
074004 Waste, parings & srap etc. of rubber	88	1		
074005 Compound rubber, in primry form	22	0	2942	24
074006 Other forms & article of rubber	299	2	311	3
074007 Vulcanised rubber thread & cord	28	0	2	0
074008 Plates, sheets etc. of vulcan rubber	7582	63	9493	77
074009 Tubes pipes & hoses etc.	28452	235	57272	468
074010 Conveyor/transmisions belts of rub	117989	977	69399	567
074011 New pneumatic tyres, of rubber	1321	11	22953	187
074013 Inner tubes, of rubber	1802	15	7004	57
074014 Hygienic/pharmaceutical articles of rub	112	1	391	3
074015 Articles of apparel & clothing accessories etc.	7262	60	1848	15
074016 Other articles of vulcanised rubber	395109	3264	565314	4623
074017 Hard rubber in all forms	1359	11		
080000 Raw Hides and Skins, Leather and Articles Thereof; Saddlery and Harness; Travel Goods, Handbags nad Similar Containers; Articles of Animal Gut	**46135**	**383**	**38477**	**314**
084100 Raw hides and skins and leather	**7474**	**63**	**19399**	**158**
084107 Leather further prepared aft tann,of bovine	7474	63	19399	158
084200 Articles of leather; saddlery and harness, travel goods, handbags and similar containers; articles of animal gut	**38661**	**320**	**19078**	**156**
084202 Trunks, suit-case, vanity-case etc.	166	1	9	0
084203 Articles/ composition of leather	37687	312	18799	154
084205 Other articles/ composition of leather	807	7	270	2
090000 Wood and Articles of Wood; Wood Charcoal; Cork and Articles of Cork; Manufactures of Straw, of Esparto or Other Plaiting Materials; Basketware & Wickerwork	**137544**	**1143**	**164757**	**1348**
094400 Wood and articles of wood; wood charcoal	**137544**	**1143**	**164752**	**1348**
094402 Wood charcoal			33254	273
094405 Wood wool; wood flour	353	3		
094407 Wood sawn/chipped lengthwise sliced etc.	135632	1127	131499	1076
094418 Builders joinery & carpentry of wood	1019	8		
094421 Other articles of wood	540	4		
094600 Manufactures of straw, of esparto or of other plaiting materials; Basketware and wickerwork			**4**	**0**
094602 Basketwork, wickerwork &other			4	0
100000 Pulp of wood or of other fibrous cellulosic material; recovered (waste and scrap) paper or paperboard; paper and paperboard and articles thereof	**713633**	**5912**	**1527021**	**12491**
104700 Pulp of wood or of other fibrous cellulosic meterial; Recovered (Waste and scrap) paper or paperboard	**5160**	**43**	**35966**	**294**
104703 Chemical wood pulp, soda/sulphate			30548	250
104704 Chemical wood pulp, sulphite	5160	43	5417	44
104800 Paper and paperboard; articles of paper pulp, of paper or of paperboard	**702269**	**5818**	**781281**	**6388**
104802 Uncoated paper and paper board	89042	741	244626	1999

Import payments by countries /commodities Table-3.2 (Contd.)
(Four digit level HS code)

(First two digit section, second two digit chapter and last two digit indicate four digit level commodities)

(Amount in thousand)

HS Code - Countries/Commodities	2024 - 2025		2025 - 2026	
	Amount (BDT)	Amount (USD)	Amount (BDT)	Amount (USD)
104803 Toilet or facial tissue stock, towel/napkin etc.			128	1
104804 Uncoated craft paper & paperboard	7562	62	2722	22
104805 Other uncoated paper/paprboard	11725	97	116	1
104808 Paper & paprboard, corrugated, creped,etc.	3653	30		
104810 Paper and paperboard,coated	74981	624	5173	42
104811 Paper, paperboard, cellulose wadding etc.	15416	127	12664	103
104812 Filter blocks, slabs& plates of paper pulp	26	0		
104813 Cigarette paper not cut to size	76666	632	18857	154
104818 Toilet paper & similar paper etc.	465	4		
104819 Cartons, boxes, cases, bags of paper	995	8	5738	47
104820 Registers, a/c books,note books, etc			184	2
104821 Paper/board labels of all kind	49147	406	44549	364
104821 Paper/board labels of all kind Whether or nor printed	11226	93	18491	151
104823 Other paper/board cellulose wadding etc.	361366	2992	428032	3501
104900 Printed books, newspapers, pictures etc.	**6204**	**51**	**709774**	**5809**
104901 Printed book,brochures,leaflets etc.	1373	11	3321	27
104906 Plans & drawing architectural etc.			39	0
104907 Unused postage,revenue stamps etc			620206	5075
104908 Transfers (decalcomanias)	2361	20	919	8
104911 Other printed mattrer	2470	21	85288	699
110000 Textiles & Textile Articles	**768938**	**6393**	**1276116**	**10427**
115200 Cotton	**228164**	**1924**	**321349**	**2620**
115201 Cotton not carded or combed	195893	1657	285762	2328
115202 Cotton waste	26	0		
115204 Cotton sewing thread	287	2	16	0
115205 Cotton yarn , cont 85%+ weg cotton	9655	80	6766	55
115206 Cotton yarn, less than 85% weg cotton	8365	69		
115209 Woven fabrics of cotton ,>= weg 85%+ , > 200g/m.sq.	13788	115	28805	236
115212 Other woven fabrics of cotton	150	1		
115300 Other vegetable textile fibres; paper yarn etc.			**29**	**0**
115302 True hemp raw/processed but not spun			29	0
115400 Man-made filaments	**162118**	**1341**	**136545**	**1117**
115401 Sewing thread of man-made filaments	117160	971	99604	814
115402 Synthetic filament yarn	901	7	1739	14
115403 Artificial filment yarn	35781	294	28658	235
115404 Synthetic monofilament	2216	18	1553	13
115407 Woven fabrics of synthetic filament yrn	6061	50	4992	41
115500 Man-made staple fibres	**14470**	**119**	**106412**	**870**
115502 Artificial filament tow			95073	777
115503 Synthetic stable fibres, not carded, combed			55	0
115504 Artificial staple fibres, not carded, combed	1142	9	106	1
115508 Sewing thread man-made staple fibres	6420	53	6231	51
115509 Yarn synthetic staple fibres			247	2

Import payments by countries /commodities Table-3.2 (Contd.)
(Four digit level HS code)

(First two digit section, second two digit chapter and last two digit indicate four digit level commodities)

(Amount in thousand)

HS Code - Countries/Commodities	2024 - 2025		2025 - 2026	
	Amount (BDT)	Amount (USD)	Amount (BDT)	Amount (USD)
115510 Yarn of artificial staple fibres			195	2
115512 Woven fabrics of synth stap fibres, cont > 85%			227	2
115513 Woven fabrics of synth stap fibres, weg 170 g/m.sq.	6908	57	4279	35
115600 Wadding, felt and nonwovens; special yarns etc.	**26480**	**220**	**25937**	**212**
115601 Wadding text mterials fibre & articles	148	1	47	0
115602 Felt, coated,covered/laminated	947	8	9730	80
115603 Nonwovens, coated,covered/laminated	16173	134	10232	84
115604 Rubber thread cord, textile covered,etc	5181	43	4271	35
115605 Metalised yarn			9	0
115607 Twine, cordage, cbles etc.	3624	30	1591	13
115608 Knotted netting of twine, cordage etc	409	3		
115609 Artificial yarn, strip, twine etc. n.e.s.			58	0
115700 Carpets and other textile floor coverings	**53**	**0**		
115703 Carpets & other text floor coverings ,tuffed	53	0		
115800 Special woven fabrics; tufted text. Fabrics; lace; tapestries; trimmings; embroidery	**115165**	**953**	**85615**	**700**
115801 Woven pile & chenille fabrics	11956	98	49548	405
115804 Tulles & other net fabrics	474	4		
115806 Narrow woven fabrics	55055	454	4310	35
115807 Labeles, badges & similar articles text	47639	396	27536	225
115808 Braids in the pieces etc.	12	0	4092	34
115810 Embroidery in the piece, in strips	29	0	129	1
115900 Impregnated, coated, covered textile fabrics etc.	**145026**	**1193**	**515471**	**4214**
115901 Textile fabrics coated with gum	41557	341		
115902 Tyre cord fabrics			1850	15
115903 Tex fabrics impregnated,coated etc	2900	24	470975	3850
115906 Rubberised text fabrics	48274	396	578	5
115907 Text fabrics otherwise impregnated, coated etc	1916	16	5210	42
115908 Text wicks, woven, for lamps, stoves etc			2	0
115909 Text hosepiping & similr tex tubing	212	2	17	0
115910 Transmission/conveyor belts, of text mtrl	30501	251	9264	76
115911 Text products & artcles	19664	163	27575	225
116000 Knitted or crocheted fabrics	**55571**	**461**	**46258**	**379**
116001 Pile fabrics	725	6		
116002 Knitted or crochetd fabrics, wegt 5%+ of rub. thread	3929	32	2266	19
116003 Knitted or crochetd fabrics, not exd.30 cm	8536	71	4629	38
116004 Knitted or crochetd fabrics, exd.30 cm	7492	62	872	7
116006 Other knitted or crochet fabrics	34890	290	38490	315
116100 Articles of apparel & cloth accessories, knitted/crocheted	**5046**	**42**	**7045**	**58**
116113 Garments, made up of knitt. / crocheted	1185	10		
116115 Panty, hose, tights, socks etc.	61	1		
116117 Other made up clothing accessories	3801	31	7045	58

Import payments by countries /commodities Table-3.2 (Contd.)
(Four digit level HS code)

(First two digit section, second two digit chapter and last two digit indicate four digit level commodities)

(Amount in thousand)

HS Code - Countries/Commodities	2024 - 2025		2025 - 2026	
	Amount (BDT)	Amount (USD)	Amount (BDT)	Amount (USD)
116200 Articles of apparel & cloth accessories, not knitted/crocheted	**15239**	**127**	**29751**	**244**
116204 Women/girls suits, jacket etc	12333	103	907	7
116210 Garment, made up of fabrics	93	1		
116211 Track suits,ski-suits, swimwear etc	21	0		
116214 Shawis, scarves, muflers etc			371	3
116215 Ties, bow ties and cravats	1248	10		
116216 Gloves, mittens & mitts	41	0		
116217 Other made up cloth acesor & parts of garmt	1503	12	28472	234
116300 Other made up textile articles; sets; worn clothing and worn textile articles; rags	**1604**	**13**	**1705**	**14**
116303 Curtans & interior blinds etc			93	1
116307 Other made up articles incl dress patterns	1603	13	1612	13
116310 Use/new rags, rope cordage etc	1	0		
120000 Footwear,Hradgear, Umbrellas, Sun Umbrellas, Walking Sticks, Seat-Sticks, Whips, Riding-Crops and Parts Thereof Etc	**1947**	**16**	**571**	**5**
126400 Footwear, gaiters and the like; parts of such articles	**1857**	**15**		
126404 Footwear outer soles rubr/lathr etc	36	0		
126406 Parts of footwear	1821	15		
126500 Headgear and parts thereof	**91**	**1**	**571**	**5**
126506 Other headgear, not lined	91	1	571	5
130000 Articles of Stone, Plaster, Cement, Asbestos, Mica or Similar Materials; Ceramic Products; Glass and Glassware	**308890**	**2560**	**251181**	**2054**
136800 Articles of stone, plaster, asbestos, mica etc.	**59962**	**498**	**59255**	**484**
136802 Worked monumental buildg stone etc.	41	0	115	1
136804 Millstone, grindstone, grinding wheel etc.	18155	151	30532	250
136805 Natural/art abrasive powder/grain	26546	220	11678	95
136806 Slag wool, rock wool etc.	72	1	2598	21
136808 Panels, boards, tiles, blocks etc.	1001	8		
136809 Articles plaster/compositions	1288	11		
136812 Fabricated asbestos fibres			33	0
136813 Friction material & articles	3378	28	566	5
136814 Worked mica and articles of mica	1032	9	1919	16
136815 Articles of stone/other mineral lsubs	8449	70	11815	97
136900 Ceramic products	**71692**	**595**	**67758**	**555**
136902 Refractory bricks, blocks, tiles etc.	24361	203	35258	289
136903 Other refractory ceramic goods	42474	352	27601	226
136904 Ceramic building bricks, flooring blocks etc.	576	5		
136906 Ceramic pipes, pipe fittings etc.			2245	18
136907 Unglazed ceramic flags, wall tiles etc.	509	4		
136909 Ceramic wares for lab, chemical uses etc.	1030	9	745	6
136910 Ceramic sinks, wash basins etc.	969	8	609	5
136911 Tableware, kitchenware, etc., of porcelain/china	21	0		
136914 Other ceramic articles	1752	15	1300	11

Import payments by countries /commodities Table-3.2 (Contd.)
(Four digit level HS code)

(First two digit section, second two digit chapter and last two digit indicate four digit level commodities)

(Amount in thousand)

HS Code - Countries/Commodities	2024 - 2025		2025 - 2026	
	Amount (BDT)	Amount (USD)	Amount (BDT)	Amount (USD)
137000 Glass and glassware	**177237**	**1467**	**124168**	**1015**
137002 Glass in balls,rods, unworked	48	0	14	0
137003 Cast glass, rolled glass, etc.	638	5		
137005 Float glass, polished glass, etc.	155	1		
137007 Safety glass, laminated glass, etc.	72	1	2	0
137008 Mltiple-walled insulating units of glass	4702	39		
137009 Glass mirrors, rear-view mirrors	304	3	169	1
137010 Carboys, bottles, flasks, jar etc.	137648	1140	68965	563
137014 Signalling glassware & optical elements			753	6
137016 Paving blocks, slabs, bricks, tiles etc.			396	3
137017 Lab,hygnic/pharmaceautical glassware	18474	152	30920	253
137018 Glass beads imitation pearls etc.	12400	103	14526	119
137019 Glass fibres & articles;	828	7	2043	17
137020 Other articles of glass	1968	16	6380	52
140000 Natural or Cultured Pearls, Precious or Semiprecious Stones, Precious Metals, Metals Clad with Precious Metal and Articles Thereof; Imitation Jewellery; Coin	**32**	**0**	**85**	**1**
147100 Natural or Cultured Pearls, Precious or Semiprecious Stones, Precious Metals, Metals Clad with Precious Metal and Articles Thereof; Imitation Jewellery; Coin	**32**	**0**	**85**	**1**
147106 Silver unwrought, in powder form			85	1
147113 Articles of jwellry & parts threof	32	0		
150000 Base Metals & Articles of Base Metal	**3142857**	**26006**	**1411712**	**11545**
157200 Iron and Steel	**1344549**	**11182**	**131360**	**1075**
157204 Ferrous waste & scrap	20077	170	15149	124
157205 Granules & powder, of pig iron	9151	75		
157208 Flat-rolled prodt, >= width 600 mm, hot-rolled	278445	2300	28345	232
157209 Flat-rolled prodt, >= width 600 mm, cold-rolled	93413	784		
157210 Flat-rolled prodt, >= width 600 mm, clad,plated	786167	6542	55801	458
157211 Flat-rolled prodt, width 600 mm,not clad,plated	63426	530		
157212 Flat-rolled prodt, width 600 mm, clad,plated	90480	752	20401	167
157213 Bars & rods, hot-rolled, of iron	8	0		
157214 Other bars & rods, hot-rolled, of iron			811	7
157215 Other bars & rods, cold formed, of iron			46	0
157216 Angles,shpes & sections of iron			3	0
157217 Wire of iron or non-aloy steel	1594	13	1051	9
157218 Stainless steel in ingots; semi-finished			46	0
157219 Flat-rolled prodt of stainless steel >= width 600mm	325	3	7872	64
157220 Flat-rolled prodt of stainless steel width 600mm	237	2	899	7
157222 Other bars & rods, of stainless steel	291	2	7	0
157223 Wire of stainless steel	131	1	794	7
157224 Other alloy steel,in primary form	3	0		

Import payments by countries /commodities Table-3.2 (Contd.)
(Four digit level HS code)

(First two digit section, second two digit chapter and last two digit indicate four digit level commodities)

(Amount in thousand)

HS Code - Countries/Commodities	2024 - 2025		2025 - 2026	
	Amount (BDT)	Amount (USD)	Amount (BDT)	Amount (USD)
157225 Flat-rolled prodt, of other alloy steel >= width 600mm	195	2		
157226 Flat-rolled prodt, of other alloy steel width 600mm	573	5		
157228 Other bars & rods, of other alloy steel			136	1
157229 Wire of other alloy steel	33	0		
157300 Articles of Iron and Steel	**1171491**	**9638**	**794127**	**6495**
157301 Sheet piling of iron / steel	93	1		
157302 Railway or tramway track,of iron /steel	67	1	946	8
157304 Tubes, pipes etc. other than cast iron	3162	26	5812	48
157305 Other tubes, pipes, having circular cross-sections			21	0
157306 Other tubes, pipes & hollow profiles	5095	42	6915	57
157307 Tubes/ pipes fittings of iron / steel	81320	675	84810	695
157308 Structures & parts of structures	65739	546	40703	334
157309 Reservoirs, tanks, vats etc.	441	4	788	6
157310 Tanks, casks, drums etc.	2429	20	2249	18
157311 Containers for compressed	1077	9	26	0
157312 Stranded wire, ropes, cables etc.	4886	41	2172	18
157314 Wire,expanded metal of iron / steel	4242	35	2777	23
157315 Chain and parts, of iron/steel	28603	236	50991	417
157316 Anchors, grapnels,parts	20	0		
157317 Nails,tacks,drawing pins etc.	2983	24	9972	82
157318 Screws,bolts,nuts, etc.	625897	5121	226555	1852
157319 Sewing/knitting needles, etc.	3739	31	3844	32
157320 Springs &leaves for springs	38273	317	72365	592
157321 Stoves, ranges,cookers etc.	330	3	70	1
157322 Radiators for central heating			108	1
157323 Table,kitchen articlese,of iron	169	1	50	0
157324 Sanitary ware & parts, of iron/ steel	2178	18	5425	44
157325 Other cast articles,of iron or stl	2245	19	1044	9
157326 Other articles of iron or steel	298503	2469	276485	2260
157400 Copper and Articles Thereof	**188716**	**1557**	**27152**	**221**
157403 Reifned ,coper alloys.			71	1
157404 Copper waste and scrap	174239	1435		
157406 Copper powder and flakes	3751	31	3653	30
157407 Copper bars,rods refined profiles	34	0	5	0
157409 Copper plates, sheets & strip	7894	67	184	2
157411 Copper tubes and pipes	6	0	19731	161
157412 Copper tube or pipe fittings	376	3	32	0
157413 Stranded wire, cables etc.of copper			9	0
157415 Nails, tacks, drawing pins, of copper etc.	808	7	1857	15
157418 Table, kitchen articlese, of copper	487	4	499	4
157419 Other articles of copper	1122	9	1111	9
157500 Nickel and Articles Thereof	**102**	**1**		
157505 Nickel bars, rods, profile & wire	9	0		
157508 Other articles of nickel	93	1		

Import payments by countries /commodities Table-3.2 (Contd.)
(Four digit level HS code)

(First two digit section, second two digit chapter and last two digit indicate four digit level commodities)

(Amount in thousand)

HS Code - Countries/Commodities	2024 - 2025		2025 - 2026	
	Amount (BDT)	Amount (USD)	Amount (BDT)	Amount (USD)
157600 Aluminium and Articles Thereof	**57760**	**480**	**92284**	**754**
157601 Unwrought aluminium	82	1		
157603 Aluminium powders and flakes	297	2	782	6
157604 Aluminium bars, rods & profiles	5551	47	7003	57
157605 Aluminium wire	11163	93	14079	115
157606 Aluminium plates, sheets, strip	1778	15	134	1
157607 Aluminium foil, backed/not backed	28369	235	62525	511
157608 Aluminium tubes and pipes	5115	43	1103	9
157609 Aluminium tube & pipe fittings	1198	10		
157610 Aluminium structures & parts	49	0		
157610 Aluminium,tube or pipe fittings (for example,couplings,elbows,sleeves)	2183	18	198	2
157612 Aluminium cask, drum, cans, boxes, etc.			128	1
157613 Aluminium containers for compressed	908	7		
157616 Other aluminium articles	1067	9	6333	52
157800 Lead and articles thereof	**7772**	**65**		
157806 Other lead articles	7772	65		
157900 Zinc and articles thereof	**242**	**2**		
157905 Zinc plates, sheets, strip & foil	227	2		
157907 Other articles of zinc	15	0		
158100 Other base metals; cermets; articles thereof	**400**	**3**	**72**	**1**
158101 Tungsten and articles;	41	0		
158105 Cobalt mattes;	306	3		
158108 Titanium and articles;			72	1
158113 Cermets and articles;	54	0		
158200 Tools, implements, cutlery, spoons and forks, of base metal; parts thereof of base metal	**162346**	**1345**	**214096**	**1751**
158201 Hand tools	55	0		
158202 Hands saws, blades saws etc.	7892	65	4219	34
158203 Files, rasps, pliers, etc.	999	8	1535	13
158204 Hand-operated spanners & wrenches	1791	15	2661	22
158205 Hand tools n.i.e	5543	45	9745	80
158206 Tools of two or more, in sets	1604	13	75	1
158207 Interchangeable tools, for hand tools	46094	382	84947	695
158208 Knives & cutting blades	73562	609	107001	874
158209 Plates, sticks, tips, like tools	1048	9	655	5
158211 Knives with cutting blades	14740	123	83	1
158212 Razors and razor blades	9015	75		
158213 Scissors, tailors shears & blades			3175	26
158214 Other articles of cutlery	1	0		
158300 Miscellaneous articles of base metal	**209480**	**1733**	**152620**	**1248**
158301 Padlocks & locks, of base metal	6902	58	2470	20
158302 Base metal mountings,fittings & articles etc.	10610	88	11782	96
158304 Filing cabinet, card-index etc.	24	0		
158305 Fittings for loose-leaf binders, letter clips etc.	84	1	3	0

Import payments by countries /commodities Table-3.2 (Contd.)
(Four digit level HS code)

(First two digit section, second two digit chapter and last two digit indicate four digit level commodities)

(Amount in thousand)

HS Code - Countries/Commodities	2024 - 2025		2025 - 2026	
	Amount (BDT)	Amount (USD)	Amount (BDT)	Amount (USD)
158306 Bells, gongs & the like etc.	1	0	1	0
158307 Flexible tubing of base metal	20691	171	10304	84
158308 Clasps, frames, hooks etc.	81477	673	33949	277
158309 Stoppers, caps & lids of base metal	80059	663	87389	715
158310 Sign-plates, name-plates, address-plate etc.	7496	62	4376	36
158311 Wire, rods, tubes plates, of base metal	2136	18	2346	19
160000 Machinery & mechanical appliances; electrical equipment;	**656**	**5**	**381563**	**3126**
168500 Electrical machinery and equipment and parts	**656**	**5**	**381563**	**3126**
168526 Radar apts,radio remote,etc apts	656	5	381563	3126
160000 Machinery and mechanical appliances; electrical equipment; parts thereof; soundrecorders and reproducers, television image and soundrecorders and reproducers; and parts and accessories of such articles	**42724680**	**354149**	**36064597**	**294967**
168400 Nuclear reactors, boilers, machinery and mechanical appliances; parts thereof	**35332911**	**292971**	**26138617**	**213779**
168402 Steam /other vapour generating boilers	538628	4436	119091	975
168403 Central heating boilers			44771	365
168404 Auxiliary plant for use with boilers	1934959	15860	3960	32
168405 Producer gas/water gas generators	26970	221	66627	547
168406 Steam turbines & other vapour turbines	3591	29	303673	2483
168407 Spark-ignition/rot piston engines	485	4	739	6
168408 Compression-ignition piston engin	71793	598	13398	110
168409 Parts spark-ignition pistn engin	820958	6774	1576659	12897
168410 Hydraulic turbines, water wheels	228	2	54677	445
168411 Turbo-jet turbo-propellers etc.	5106324	42508	832369	6792
168412 Other engines and motors	99997	829	209882	1716
168413 Pumps for liquids	761861	6347	942004	7710
168414 Air/vacum pumps, gas compressors & fans	639760	5289	781424	6387
168415 Air conditioning machines	120204	1003	111920	915
168416 Furnace burners for liquid fuel,etc.	10265	85	4823	39
168417 Industrial/lab furmaces & oven etc.	10886	90	9179	75
168418 Refrigerators,freezers & othr	44723	369	65656	537
168419 Machinery, plant/ lab equipments etc.	577410	4794	313942	2566
168420 Calendering/other roling machines	10623	88	80010	654
168421 Centrifuges, filtering machinery rtc.	1410292	11723	1401572	11467
168422 Dish washing machines, etc.	4009758	33068	3233367	26442
168423 Weighing machinery, etc.	89008	737	62889	514
168424 Mechanical appliances & the like	94777	788	89989	737
168424 Steam or sand blasting machines and similar projecting machines	16238	138	19326	158
168425 Pulley tackle & hoists etc.	46314	386	322	3
168426 Ships' derricks; cranes etc.	155818	1293		
168427 Fork-lift truks;	90111	744	86324	705
168428 Other Lifting, handling, etc.machinery	202850	1668	92712	759
168429 Self-propelled bulldozers, angle dozers etc.	133794	1124	5697	47
168430 Other moving, grading, levelng etc. mach.	72024	598		

Import payments by countries /commodities Table-3.2 (Contd.)
(Four digit level HS code)

(First two digit section, second two digit chapter and last two digit indicate four digit level commodities)

(Amount in thousand)

HS Code - Countries/Commodities	2024 - 2025		2025 - 2026	
	Amount (BDT)	Amount (USD)	Amount (BDT)	Amount (USD)
168431 Parts suitable of machinery	48403	398	74180	608
168434 Milking mach & dairy machinery	780	6	922	8
168436 Other agri, horti, poltry-kep machinery	97856	811	58557	477
168437 Machines cleaning, sorting/grading seed etc.	15671	131	6774	55
168438 Machinery n.i.e	754613	6254	949602	7776
168439 Machinery making pulp/paper/board	99518	814	1953	16
168440 Book-binding machinery	38902	327	18229	149
168441 Other machinery making pulp/paper/board	90662	752	117037	957
168442 Machinery,apparatus,& equpment	76349	637	22615	186
168443 Printing machinery	1115580	9222	1632074	13338
168444 Machine extruding, drawing etc.	3267	27		
168445 Machine preparing txtile fibres	4884874	40803	1847287	15106
168446 Weaving machines(looms)	15964	130		
168447 Knitting machines stitch-bonding etc.	506161	4202	21444	176
168448 Auxiliary mach for extrd, drw mch etc.	2584604	21417	1713189	14009
168449 Machinery for the manufactures etc.	139	1		
168450 Household/laundry-type washing mach	2154	18	1398	11
168451 Machinery for washing, cleaning etc.	1957634	16214	1765999	14430
168452 Sewing machines, n/book sewng mach	512223	4258	404296	3310
168453 Machinery, preparing, tanning etc.	9288	77	378	3
168454 Converters, ladles ingot machinies	12307	104	3999	33
168455 Metal rollng mills and rolls thereof	54796	462	586472	4817
168456 Machine-tools for working any material by removal of material,by laser or other light or photon beam,ultra-sonic,electro-discharge,electro-chemical,electron beam or plasmaarc process;water-jet cutting machines			100906	828
168458 Lathes for removing metal	2041	17		
168459 Machine-tools drilling, boring etc.	247	2		
168460 Machine-tools deburring, sharpening etc.	8790	72	2076	17
168461 Machine-tools planing, shaping etc.	1495	12		
168462 Machine-tools forging, hammering etc.	7128	59	6440	53
168463 Other machine-tools for working metal			77827	634
168464 Machine-tools working stone, ceramic etc.	32380	270	3373	28
168465 Machine-tools working stapling, wood, etc.			25887	213
168466 Parts & accessories for machine-tools	22205	183	37362	306
168467 Tools for working in the hand etc.	10725	90	14086	115
168468 Machine for soldering, brazing etc.	322	3	585	5
168471 Automatic data processing machines etc.	438509	3648	647162	5290
168472 Other office machines			19568	160
168473 Parts & accessories of office machineries	5926	49	30302	248
168474 Machinery washing, crushing etc.	359403	2980	540457	4432
168475 Machines for assembling elect. lamps etc.	498631	4113	369533	3021
168477 Machinery for working rubber/plastics	150559	1250	721993	5908
168478 Machinery preparng/making up tobaco	449922	3724	601843	4926
168479 Mechanical appl indivial func. n.i.e	1177768	9751	792042	6480
168480 Moulding boxes for metal foundry etc.	65951	545	19587	160

Import payments by countries /commodities Table-3.2 (Contd.)
(Four digit level HS code)

(First two digit section, second two digit chapter and last two digit indicate four digit level commodities)

(Amount in thousand)

HS Code - Countries/Commodities	2024 - 2025		2025 - 2026	
	Amount (BDT)	Amount (USD)	Amount (BDT)	Amount (USD)
168481 Taps, cocks, valves & similar etc.	534714	4420	688575	5627
168482 Ball/ roller bearings	190263	1577	270254	2209
168483 Transmission shafts, crank, bearing etc.	659284	5477	872971	7134
168484 Gaskets & similar joints of metal sheeting etc.	235598	1942	251585	2061
168486 Machines & apparatus used semiconductor devices etc.	27871	228	3256	27
168487 Machinery parts,not cont. elect. connectors	470784	3901	287541	2353
168500 Electrical machinery and equipment and parts thereof; sound recorders and reproducers, television imageand sound recorders and reproducers and parts and accessories of such articles	**7391769**	**61178**	**9925981**	**81189**
168501 Electric motors and generator	438869	3645	340234	2783
168502 Electric generating sets, rotary converters	2008379	16633	2992895	24473
168503 Parts electric motor,gen. Set	1058088	8813	78265	642
168504 Electric transformer, inductors etc.	1106392	9118	1009244	8249
168505 Electro-magnets;and articles	10880	90	13241	108
168506 Primary cels & primary baterie	3331	28	38	0
168507 Electric accumulator;	17053	142	62497	511
168508 Vcuum cleaners	4280	36	6435	53
168509 Eletro-mechanical domestic appliances	9	0	314	3
168511 Electrical ignition equipment, etc.	215985	1786	171794	1404
168512 Electrical lighting/signaling equipment,etc	8268	68	3652	30
168514 Industrial/lab electric furnaces, ovens, etc.	28361	235	42679	349
168515 Electric laser/photon beam , etc.	10311	84	30236	247
168516 Electric storage water heater, etc.	29821	247	32206	263
168517 Telephone sets , other apparatus etc.	195743	1619	843792	6908
168518 Microphones & stands therefor;	4867	41	19833	162
168521 Video-recording apparatus			7467	61
168522 Parts & access of sound/video recording			13	0
168523 Discs, tapes, smart cards etc.	53854	444	1048009	8584
168524 Flat panel display module	1106	9	727	6
168525 Transmission appart radio-tel, etc.	71294	593	40166	330
168526 Radar apts,radio remote,etc apts	26786	219	2571	21
168528 Monitors and projectors etc.	16696	138	14803	121
168528 Monitors and projectors,not incorporating television reception apparatus;reception apparatus for television,whether or not incorporating radio broadcast receivers or sound or videorecording or reproducing apparatus	10331	85	8918	73
168529 Parts suitable for use solely or principally with the apparatus of headings Nos.85.25 to 85.28			10	0
168529 Parts,trans,reception etc.,apts	8723	72	6258	51
168530 Electrical signaling, traffic control equp etc.	425	3		
168531 Electrical sound/visual sig apts	22564	186	35481	290
168532 Electrical capacitors, fixed,variable etc.	21188	176	13685	112
168533 Electrical resistors, not heating	4604	38	7197	59
168534 Printed circuits	3006	25	5119	42

Import payments by countries /commodities Table-3.2 (Contd.)
(Four digit level HS code)

(First two digit section, second two digit chapter and last two digit indicate four digit level commodities)

(Amount in thousand)

HS Code - Countries/Commodities	2024 - 2025		2025 - 2026	
	Amount (BDT)	Amount (USD)	Amount (BDT)	Amount (USD)
168535 Electrical apts for switching > 1000 volts	58214	481	93330	763
168536 Electrical apparatus for switching or protecting electrical circuits,or for making connections to or in electrical circuits for a voltage notexceeding 1,000 volts; connectors for optical fibres,optical fibres,optical fibre bundles or cables	98840	813	26876	220
168536 Electrical apts for switching 1000 volts	271459	2253	350217	2862
168537 Boards, panels, consols, etc.	1035281	8538	2115284	17297
168538 Parts: of electrical switching,apts.	213177	1761	148296	1213
168539 Electric filament or discharge lamos, including sealed beam lamp units and ultra-violet or infra-red lamps; arc-lamps;light -emitting diode (LED) lamps.			237	2
168539 Electric filament/discharge lamps	16583	137	21116	173
168540 Thermionic,cold cathode valves etc.	20626	170	3147	26
168541 Diodes, transistors, semi-conductor etc.	37452	310	77551	636
168542 Electronic, integrated circuits	66357	549	48120	394
168543 Electrical machines & apts. n.i.e.	106199	879	100207	819
168544 Insulatd wire, cable etc.	72720	601	84983	695
168545 Carbon electrodes, carbon brushes etc.	4976	41	6556	54
168546 Electrical insulators any metarial	4043	33	3748	31
168547 Insulating fitting for electrical machines	3595	29	7862	64
168548 Electrical parts of machinery or apparatus, not specified or included elsewhere in th	218	2	676	6
168549 Electrical and electronic waste and scrap	816	7		
170000 Vehicales, Aircraft, Vessels and Associated Transport Equipment	**1985362**	**16531**	**1840139**	**15049**
178600 Railway or tramway locomotives, rollingstock and parts thereof; railway or tramway track fixtures and fittings and parts thereof; mechanical (including electromechanical) trafficsignalling equipment of all kinds	**3511**	**29**	**139**	**1**
178607 Parts of railway or tramway locomotives	3491	29	139	1
178608 Railway or tramway track fixtur/fittings	21	0		
178700 Vehicles other than railway or tramway rollingstock, and parts and accessories thereof	**1175436**	**9726**	**1001642**	**8201**
178701 Tractors(other than tractors of heading 87.09)	45320	369	11861	97
178703 Motor car, other motor vehicles	60596	504	17825	146
178703 Motor cars and other motor vehicles principally designed for the transport of the persons(other than those of heading No. 87.02) including station wagons and racing cars	477896	3963	310205	2534
178704 Motor vehicles for goods transport	19139	157		
178705 Special purpose motor vehicles	186718	1530	478384	3924
178705 Vehicles other than railway or tramway rolling - stock etc.	17196	141		
178708 Parts,accessories, motor vehicles	35138	292	45850	375
178709 Works truck,self-propelled	1299	11	576	5
178710 Tank & other armoured vehi	199802	1665		
178714 Parts,accessories, of motorcycle/bicycles	126430	1046	135750	1110
178716 Trailer & semi-trailers;	5902	48	1190	10

Import payments by countries /commodities Table-3.2 (Contd.)
(Four digit level HS code)

(First two digit section, second two digit chapter and last two digit indicate four digit level commodities)

(Amount in thousand)

HS Code - Countries/Commodities	2024 - 2025		2025 - 2026	
	Amount (BDT)	Amount (USD)	Amount (BDT)	Amount (USD)
178800 Aircraft, spacecraft and parts thereof	**10054**	**82**	**33877**	**277**
178804 Parachutes,rotochutes & parts			12945	105
178807 Parts of goods heading 88.01, 88.02 or 88.06	10054	82	20932	171
178900 Ships, boats and floating structures	**796361**	**6693**	**804481**	**6570**
178907 Other floating structure			115479	944
178908 Vessels & other,breaking up	796361	6693	689003	5626
180000 Optical, Photographic, Cinematographic, Measuring, Checking, Precision, Medical Orsurgical Instruments and Apparatus; Clocks and Watches; Musical Instruments; Parts and Accessories Thereof	**8046013**	**66670**	**8492555**	**69475**
189000 Optical, photographic, cinematographic, measuring, checking, precision, medical orsurgical instruments and apparatus; parts and accessories thereof	**8043866**	**66653**	**8492404**	**69474**
189001 Optical fibres etc	1788	15	1851	15
189002 Lenses, prisims, mirrors etc.	5039	42	1045	9
189004 Spectacles,goggles, etc.	2195	19	1917	16
189005 Binoculars, monoculars, telescopes etc.	2450	20	1632	13
189006 Photographic cameras, etc.	852	7	7480	61
189007 Cinematographic camras, projector etc.	31	0		
189011 Compound optical microscopes	229075	1901	189898	1552
189012 Microscopes excl opt micros	39274	327	745	6
189013 Liquid crystal devices	44298	369	26678	217
189014 Direction finding compasses			275	2
189015 Surveying, hydrographic etc.	4546	38	19278	158
189016 Balances of a sensitivity of 5cg	14943	124	77114	632
189017 Drawing, marking-out etc. inst.	13494	112	19389	158
189018 Instruments in medical,surgical, etc.	3188365	26379	3600313	29476
189019 Mechano-therapy,etc,appliances	104737	872	66309	543
189020 Other breathing appliance,gas masks	97	1	160	1
189021 Orthopaedic,appliances etc.	77370	640	296978	2430
189022 Appratus based on x-ray,alpha, etc.	2124061	17628	1919991	15696
189023 Instruments demonstrationl purposes	25918	213	11031	90
189024 Machines, hardness,strength test etc.	51356	426	87986	720
189025 Hydrometers,thermometers etc.	99505	825	129987	1064
189026 Instruments, checking flow,level etc.	175512	1452	286433	2342
189027 Instruments, physical, chemical analysis etc.	861271	7139	954071	7798
189028 Gas,liquid, electricty meters	335229	2786	169092	1386
189029 Revolution counters,taximeters etc.	20636	171	11740	96
189030 Oscilloscopes, spectrum analysers etc.,	144034	1189	172766	1411
189031 Measuring/checking instrument	203404	1681	272016	2222
189032 Automatic regulating instru	75994	631	62130	508
189033 Parts & accessories n.i.s	198391	1647	104099	851
189100 Clocks and watches and parts thereof	**2146**	**18**	**141**	**1**
189102 Wrist, pocket, watch,other than 90.01	773	6		
189105 Other clocks	1358	11		
189106 Time of day recording apparatus	15	0	141	1

Import payments by countries /commodities Table-3.2 (Contd.)
(Four digit level HS code)

(First two digit section, second two digit chapter and last two digit indicate four digit level commodities)

(Amount in thousand)

HS Code - Countries/Commodities	2024 - 2025		2025 - 2026	
	Amount (BDT)	Amount (USD)	Amount (BDT)	Amount (USD)
189200 Musical instruments; parts and accessories			**10**	**0**
189206 Percussion musical instruments			10	0
180000 Optical, photographic, clocks, musical instruments etc.	**15941**	**132**	**1043**	**9**
189000 Optical, photographic, etc.	**15941**	**132**	**1043**	**9**
189013 Liquid crystal devices	2423	20	1043	9
189014 Direction finding compasses	13519	112		
190000 Arms and Ammunition; Parts and Accessories Thereof	**20242**	**165**	**4569**	**38**
199300 Arms and ammunition; parts and accessories thereof	**20242**	**165**	**4569**	**38**
199302 Revolvers and pistols			593	5
199304 Other arms; spring, air/gas guns etc.	7420	61		
199306 Bombs, grenades, mines & parts	12822	105	3976	33
200000 Miscellaneous Manufactured Articles	**312391**	**2577**	**299773**	**2452**
209400 Furniture; bedding, mattresses, mattress supports, cushions and similar stuffed furnishings; lamps and light fittings, not elsewhere specified or included; illuminated signs, illuminatednameplates and the like; prefabricated buildings	**131830**	**1084**	**108836**	**891**
209401 Seats and parts	95	1	445	4
209402 Medical, surgical, dental furniture	48217	397	47743	390
209403 Other furniture & parts	27682	227	9076	74
209404 Mattress supports;	8719	73	768	6
209405 Lamps and lighting fittings & parts	38553	317	43557	357
209406 Prefabricated buildings	8563	70	7249	60
209500 Toys, games and sports requisites; parts and accessories thereof			**991**	**8**
209506 Articlese for gymnastics, sports etc.			763	6
209508 Travelling circuses and Travelling menageries			228	2
209600 Miscellaneous manufactured articles	**180561**	**1492**	**189945**	**1553**
209602 Worked veg/mineral carving matrl	2608	21	6767	55
209603 Brooms, brushes, etc.	3648	30	14838	122
209606 Buttons, press/snap-fasteners, etc	153971	1272	156216	1277
209607 Slide fasteners and parts	730	6	908	7
209608 Ball point pens & markers	1228	10	1457	12
209609 Pencils, crayons etc.	1247	10		
209612 Typewriter ribbons,inked, etc.	16624	138	7668	63
209613 Cigarette lighter & parts	123	1	524	4
209616 Scent/toilet sprays, etc			1159	9
209618 Tailors dummies & others	253	2		
209619 Sanitary towels , napkins etc.			409	3
209620 Monopods, bipods, tripods and similar articles	129	1		
Ghana	**435157**	**3611**	**298843**	**2444**
020000 Vegetable Products	**3251**	**27**		
020800 Edible fruit nuts; peel of citrus fruit or melons	**3251**	**27**		

Import payments by countries /commodities Table-3.2 (Contd.)
(Four digit level HS code)

(First two digit section, second two digit chapter and last two digit indicate four digit level commodities)

(Amount in thousand)

HS Code - Countries/Commodities	2024 - 2025		2025 - 2026	
	Amount (BDT)	Amount (USD)	Amount (BDT)	Amount (USD)
020801 Coconuts, brazil nuts and cashew nuts	3251	27		
040000 Prepared foodstuffs; Beverages, Spirits and vineger; Tobacco and manufactured tobacco substitues	**3690**	**31**	**19391**	**159**
041800 Cocoa and cocoa preparations	**3690**	**31**	**19391**	**159**
041803 Cocoa paste, not defatted	1098	9		
041805 Cocoa powder,not add sugr/sweet	2592	22	19391	159
090000 Wood and Articles of Wood; Wood Charcoal; Cork and Articles of Cork; Manufactures of Straw, of Esparto or Other Plaiting Materials; Basketware & Wickerwork	**423051**	**3510**	**279452**	**2286**
094400 Wood and articles of wood; wood charcoal	**423051**	**3510**	**279452**	**2286**
094403 Wood in the rough	420438	3488	278303	2276
094407 Wood sawn/chipped lengthwise sliced etc.	2613	22	1150	9
110000 Textiles & Textile Articles	**3886**	**33**		
115800 Special woven fabrics; tufted text. Fabrics; lace; tapestries; trimmings; embroidery	**3886**	**33**		
115807 Labeles, badges & similar articles text	3886	33		
150000 Base Metals & Articles of Base Metal	**1280**	**11**		
158300 Miscellaneous articles of base metal	**1280**	**11**		
158308 Clasps, frames, hooks etc.	1280	11		
160000 Machinery and mechanical appliances; electrical equipment; parts thereof; soundrecorders and reproducers, television image and soundrecorders and reproducers; and parts and accessories of such articles	**0**	**0**		
168400 Nuclear reactors, boilers, machinery and mechanical appliances; parts thereof	**0**	**0**		
168481 Taps, cocks, valves & similar etc.	0	0		
Greece	**7725268**	**63764**	**9060249**	**73992**
010000 Live Animals and Animal Products	**49**	**0**	**16**	**0**
010400 Dairy produce; bird's eggs; natural honey; Edible products of animal origin, not elsewhere specified or included.	**49**	**0**	**16**	**0**
010406 Cheese and curd	49	0	16	0
030000 Animal or vegetable fats and oils and their cleavage products; prepared edible fats; animal or vegetable waxes	**87**	**1**	**108**	**1**
031500 Animal or vegetable fats and oils and their cleavage products; prepared edible fats; animal or vegetable waxes	**87**	**1**	**108**	**1**
031509 Olive oils & its fractons, not refined	87	1	108	1
040000 Prepared foodstuffs; Beverages, Spirits and vineger; Tobacco and manufactured tobacco substitues	**9889**	**82**	**12194**	**100**
042000 Preparations of vegetables, fruit, nuts or other parts of plants	**9111**	**76**	**10041**	**82**
042005 Other Veg. prep/presrv., not frozen			11	0
042008 Fruit & nuts etc.,	9111	76	10030	82
042100 Miscellaneous edible preparations	**90**	**1**	**660**	**5**
042103 Sauces and preparations thereof	90	1	660	5
042200 Beverages, spirits and vinegar			**93**	**1**
042209 Vinegar& subst from acitic acid			93	1
042300 Residues and waste from the food industries; Prepared animal fodder	**688**	**6**	**1401**	**11**

Import payments by countries /commodities Table-3.2 (Contd.)
(Four digit level HS code)

(First two digit section, second two digit chapter and last two digit indicate four digit level commodities)

(Amount in thousand)

HS Code - Countries/Commodities	2024 - 2025		2025 - 2026	
	Amount (BDT)	Amount (USD)	Amount (BDT)	Amount (USD)
042309 Preparations of a kind used in animal feeding	688	6	1401	11
050000 Mineral Products	**21731**	**181**	**16874**	**138**
052500 Salt; sulphur; earths and stone; plastering materials, lime and cement	**21731**	**181**	**16874**	**138**
052515 Marble,travertine, ecaussine stone etc.	14439	121	6917	57
052518 Dolomite all kind	1775	15	7673	63
052519 Natural magnesium carbonate & other	5517	46	2283	19
060000 Products of the Chemical or Allied Industries	**76954**	**642**	**123515**	**1011**
063000 Pharmaceutical products	**62528**	**521**	**82667**	**678**
063002 Humn & animal blood	154	1		
063004 Medicament consist. mixed/unmixed,for therapeutic use	62374	520	82667	678
063200 Tanning or dyeing extracts; Tannins and their derivatives; Dyes, pigments and other colouring matter; Paints and varnishes; Putty and other mastics; Inks	**8245**	**69**	**14905**	**122**
063212 Pigments dispersed in non-aqueous			3629	30
063214 Glaziers putty,grafting putty etc.			1650	14
063215 Printing ink, writing draw/other ink	8245	69	9627	79
063300 Essential oils & resinoids; Perfum, cosmetic or toilet preperations			**1928**	**16**
063304 Beauty/make-up/skin preparatin			728	6
063305 Preparations for use on the hair			1200	10
063400 Soap, organic surf-active agents, lubricating etc.	**968**	**8**	**2047**	**17**
063401 Soap;organic surfac-active prodts & preparations	968	8		
063402 Organic surfac-active agents			2047	17
063500 Albuminoidal substances; modified starches, glues, enzymes			**19222**	**157**
063506 Prepared glues & other prep. adhesives			19222	157
063800 Miscellaneous chemical products	**5212**	**43**	**2746**	**22**
063822 Diagnostic or laboratory reagents	2663	22	1582	13
063824 Prepared binders for foundry moulds;	2550	21	1163	10
070000 Plastics & Rubber Articles Thereof	**54**	**0**	**280**	**2**
073900 Plastics and articles thereof	**54**	**0**	**87**	**1**
073917 Tube, pipe & hoses etc of plastics			53	0
073920 Other plates,sheets,etc of plastic, non-cellular	28	0		
073922 Baths,shower-baths, wash-basin etc.	26	0		
073923 Artilces for the conveyance			33	0
073926 Other plastics & articles			1	0
074000 Rubber and articles thereof			**193**	**2**
074016 Other articles of vulcanised rubber			193	2
100000 Pulp of wood or of other fibrous cellulosic material; recovered (waste and scrap) paper or paperboard; paper and paperboard and articles thereof	**609579**	**5034**	**420405**	**3436**
104700 Pulp of wood or of other fibrous cellulosic meterial; Recovered (Waste and scrap) paper or paperboard			**75737**	**620**

Import payments by countries /commodities Table-3.2 (Contd.)
(Four digit level HS code)

(First two digit section, second two digit chapter and last two digit indicate four digit level commodities)

(Amount in thousand)

HS Code - Countries/Commodities	2024 - 2025		2025 - 2026	
	Amount (BDT)	Amount (USD)	Amount (BDT)	Amount (USD)
104707 Recovered paper/paperboard			75737	620
104900 Printed books, newspapers, pictures etc.	**609579**	**5034**	**344669**	**2816**
104911 Other printed mattrer	609579	5034	344669	2816
110000 Textiles & Textile Articles	**3001690**	**24848**	**2918256**	**23817**
115200 Cotton	**1925786**	**15927**	**1983646**	**16184**
115201 Cotton not carded or combed	1925786	15927	1983646	16184
115400 Man-made filaments			**496**	**4**
115407 Woven fabrics of synthetic filament yrn			496	4
115600 Wadding, felt and nonwovens; special yarns etc.	**880**	**7**		
115607 Twine, cordage, cbles etc.	880	7		
115800 Special woven fabrics; tufted text. Fabrics; lace; tapestries; trimmings; embroidery			**34**	**0**
115806 Narrow woven fabrics			28	0
115807 Labeles, badges & similar articles text			6	0
115900 Impregnated, coated, covered textile fabrics etc.	**1071455**	**8884**	**933324**	**7623**
115901 Textile fabrics coated with gum			45397	370
115903 Tex fabrics impregnated,coated etc	1071455	8884	887926	7253
116000 Knitted or crocheted fabrics			**756**	**6**
116006 Other knitted or crochet fabrics			756	6
116100 Articles of apparel & cloth accessories, knitted/crocheted	**3569**	**29**		
116103 Men/boys suits, jakets etc	3569	29		
130000 Articles of Stone, Plaster, Cement, Asbestos, Mica or Similar Materials; Ceramic Products; Glass and Glassware	**6608**	**55**	**6635**	**54**
136800 Articles of stone, plaster, asbestos, mica etc.	**6608**	**55**	**6635**	**54**
136805 Natural/art abrasive powder/grain	6608	55	6635	54
150000 Base Metals & Articles of Base Metal	**33009**	**274**	**70621**	**578**
157300 Articles of Iron and Steel	**259**	**2**	**1112**	**9**
157318 Screws,bolts,nuts, etc.			748	6
157321 Stoves, ranges,cookers etc.			15	0
157324 Sanitary ware & parts, of iron/ steel	259	2	329	3
157326 Other articles of iron or steel			20	0
157400 Copper and Articles Thereof	**1**	**0**		
157412 Copper tube or pipe fittings	1	0		
157900 Zinc and articles thereof			**7051**	**58**
157901 Unwrought zinc			7051	58
158200 Tools, implements, cutlery, spoons and forks, of base metal; parts thereof of base metal	**32727**	**272**	**57509**	**470**
158212 Razors and razor blades	32727	272	57509	470
158300 Miscellaneous articles of base metal	**22**	**0**	**4948**	**40**
158302 Base metal mountings,fittings & articles etc.	22	0		
158308 Clasps, frames, hooks etc.			4948	40

Import payments by countries /commodities Table-3.2 (Contd.)
(Four digit level HS code)

(First two digit section, second two digit chapter and last two digit indicate four digit level commodities)

(Amount in thousand)

HS Code - Countries/Commodities	2024 - 2025		2025 - 2026	
	Amount (BDT)	Amount (USD)	Amount (BDT)	Amount (USD)
160000 Machinery and mechanical appliances; electrical equipment; parts thereof; soundrecorders and reproducers, television image and soundrecorders and reproducers; and parts and accessories of such articles	**3951111**	**32526**	**4495406**	**36731**
168400 Nuclear reactors, boilers, machinery and mechanical appliances; parts thereof	**1248730**	**10316**	**1115084**	**9117**
168412 Other engines and motors			144	1
168413 Pumps for liquids	338	3	265	2
168414 Air/vacum pumps, gas compressors & fans	1	0	9197	75
168415 Air conditioning machines			505	4
168419 Machinery, plant/ lab equipments etc.	161	1	2522	21
168421 Centrifuges, filtering machinery rtc.			2000	16
168422 Dish washing machines, etc.	1	0		
168428 Other Lifting, handling, etc.machinery	61525	506	115261	943
168431 Parts suitable of machinery	394	3	717	6
168438 Machinery n.i.e	15170	124		
168441 Other machinery making pulp/paper/board			1008	8
168443 Printing machinery	76	1		
168451 Machinery for washing, cleaning etc.	1051383	8696	968702	7919
168453 Machinery, preparing, tanning etc.			132	1
168465 Machine-tools working stapling, wood, etc.			1140	9
168466 Parts & accessories for machine-tools			167	1
168474 Machinery washing, crushing etc.	116307	953		
168477 Machinery for working rubber/plastics			304	2
168478 Machinery preparng/making up tobaco			813	7
168479 Mechanical appl indivial func. n.i.e			6	0
168480 Moulding boxes for metal foundry etc.			61	0
168481 Taps, cocks, valves & similar etc.	2865	24	4422	36
168482 Ball/ roller bearings			7234	59
168483 Transmission shafts, crank, bearing etc.	508	4	200	2
168484 Gaskets & similar joints of metal sheeting etc.			236	2
168487 Machinery parts,not cont. elect. connectors			48	0
168500 Electrical machinery and equipment and parts thereof; sound recorders and reproducers, television imageand sound recorders and reproducers and parts and accessories of such articles	**2702381**	**22209**	**3380322**	**27614**
168501 Electric motors and generator			1212	10
168504 Electric transformer, inductors etc.	54	0	1816	15
168507 Electric accumulator;	6030	50	1794	15
168509 Eletro-mechanical domestic appliances	10	0		
168511 Electrical ignition equipment, etc.	2594	21		
168516 Electric storage water heater, etc.	22	0	34	0
168517 Telephone sets , other apparatus etc.	19	0		
168523 Discs, tapes, smart cards etc.	1924461	15877	3172665	25917
168525 Transmission appart radio-tel, etc.	766156	6235	190911	1561

Import payments by countries /commodities Table-3.2 (Contd.)
(Four digit level HS code)

(First two digit section, second two digit chapter and last two digit indicate four digit level commodities)

(Amount in thousand)

HS Code - Countries/Commodities	2024 - 2025		2025 - 2026	
	Amount (BDT)	Amount (USD)	Amount (BDT)	Amount (USD)
168528 Monitors and projectors,not incorporating television reception apparatus;reception apparatus for television,whether or not incorporating radio broadcast receivers or sound or videorecording or reproducing apparatus			273	2
168531 Electrical sound/visual sig apts	20	0		
168533 Electrical resistors, not heating			7	0
168535 Electrical apts for switching > 1000 volts			357	3
168536 Electrical apparatus for switching or protecting electrical circuits,or for making connections to or in electrical circuits for a voltage notexceeding 1,000 volts; connectors for optical fibres,optical fibres,optical fibre bundles or cables	120	1		
168536 Electrical apts for switching 1000 volts	386	3	618	5
168537 Boards, panels, consols, etc.	1771	15	5587	46
168538 Parts: of electrical switching,apts.	738	6	4	0
168542 Electronic, integrated circuits			11	0
168543 Electrical machines & apts. n.i.e.			3587	29
168544 Insulatd wire, cable etc.			1446	12
180000 Optical, Photographic, Cinematographic, Measuring, Checking, Precision, Medical Orsurgical Instruments and Apparatus; Clocks and Watches; Musical Instruments; Parts and Accessories Thereof	**14507**	**121**	**995926**	**8123**
189000 Optical, photographic, cinematographic, measuring, checking, precision, medical orsurgical instruments and apparatus; parts and accessories thereof	**14507**	**121**	**995926**	**8123**
189005 Binoculars, monoculars, telescopes etc.	1428	12	970444	7914
189018 Instruments in medical,surgical, etc.	10502	88	10633	87
189025 Hydrometers,thermometers etc.	208	2	687	6
189026 Instruments, checking flow,level etc.	1623	13	1563	13
189028 Gas,liquid, electricty meters	657	5	11248	92
189029 Revolution counters,taximeters etc.	88	1	57	0
189032 Automatic regulating instru			1294	11
200000 Miscellaneous Manufactured Articles			**14**	**0**
209400 Furniture; bedding, mattresses, mattress supports, cushions and similar stuffed furnishings; lamps and light fittings, not elsewhere specified or included; illuminated signs, illuminatednameplates and the like; prefabricated buildings			**14**	**0**
209405 Lamps and lighting fittings & parts			14	0
Grenada			**158**	**1**
180000 Optical, Photographic, Cinematographic, Measuring, Checking, Precision, Medical Orsurgical Instruments and Apparatus; Clocks and Watches; Musical Instruments; Parts and Accessories Thereof			**158**	**1**
189000 Optical, photographic, cinematographic, measuring, checking, precision, medical orsurgical instruments and apparatus; parts and accessories thereof			**158**	**1**
189027 Instruments, physical, chemical analysis etc.			158	1
Guatemala	**1836107**	**15262**	**896533**	**7336**

Import payments by countries /commodities Table-3.2 (Contd.)
(Four digit level HS code)

(First two digit section, second two digit chapter and last two digit indicate four digit level commodities)

(Amount in thousand)

HS Code - Countries/Commodities	2024 - 2025		2025 - 2026	
	Amount (BDT)	Amount (USD)	Amount (BDT)	Amount (USD)
020000 Vegetable Products	**1820175**	**15128**	**574815**	**4708**
020900 Coffee, tea, mate and spices	**1799103**	**14956**	**557655**	**4568**
020901 Cofee, not roastd or roasted	3167	26	923	8
020908 Nutmeg,mace and cardamoms	1795936	14930	556732	4561
021200 Oil seeds and oleaginous fruits; miscellaneous grains; seeds and fruit; industrial or medicinal plants; straw and fodder	**21071**	**171**	**17160**	**140**
021209 Seed,fruit & spores for sowing	21071	171	17160	140
040000 Prepared foodstuffs; Beverages, Spirits and vineger; Tobacco and manufactured tobacco substitues	**9**	**0**	**269**	**2**
042200 Beverages, spirits and vinegar	**9**	**0**	**269**	**2**
042208 Undenaturd ethyl alcohol vol. 0%	9	0	269	2
060000 Products of the Chemical or Allied Industries	**15880**	**134**	**13678**	**112**
063400 Soap, organic surf-active agents, lubricating etc.	**15880**	**134**	**13678**	**112**
063402 Organic surfac-active agents	15880	134	13678	112
110000 Textiles & Textile Articles			**941**	**8**
115900 Impregnated, coated, covered textile fabrics etc.			**941**	**8**
115903 Tex fabrics impregnated,coated etc			941	8
150000 Base Metals & Articles of Base Metal			**306830**	**2506**
157200 Iron and Steel			**306830**	**2506**
157204 Ferrous waste & scrap			306830	2506
160000 Machinery and mechanical appliances; electrical equipment; parts thereof; soundrecorders and reproducers, television image and soundrecorders and reproducers; and parts and accessories of such articles	**43**	**0**		
168400 Nuclear reactors, boilers, machinery and mechanical appliances; parts thereof	**43**	**0**		
168468 Machine for soldering, brazing etc.	43	0		
Guinea	**1925686**	**16319**	**23255**	**189**
010000 Live Animals and Animal Products	**760**	**6**	**98**	**1**
010100 Live animals	**760**	**6**	**98**	**1**
010106 Other live animals	760	6	98	1
020000 Vegetable Products			**23157**	**189**
020800 Edible fruit nuts; peel of citrus fruit or melons			**1117**	**9**
020801 Coconuts, brazil nuts and cashew nuts			1117	9
021200 Oil seeds and oleaginous fruits; miscellaneous grains; seeds and fruit; industrial or medicinal plants; straw and fodder			**22040**	**180**
021203 Copra			22040	180
050000 Mineral Products	**1886844**	**16000**		
052700 Mineral fuels, mineral oilsand products of their distillation bituminous substances; mineral waxes	**1886844**	**16000**		
052711 Petroleum gases & other gaseous hydrocarbons	1886844	16000		
090000 Wood and Articles of Wood; Wood Charcoal; Cork and Articles of Cork; Manufactures of Straw, of Esparto or Other Plaiting Materials; Basketware & Wickerwork	**14492**	**119**		

Import payments by countries /commodities Table-3.2 (Contd.)
(Four digit level HS code)

(First two digit section, second two digit chapter and last two digit indicate four digit level commodities)

(Amount in thousand)

HS Code - Countries/Commodities	2024 - 2025		2025 - 2026	
	Amount (BDT)	Amount (USD)	Amount (BDT)	Amount (USD)
094400 Wood and articles of wood; wood charcoal	**14492**	**119**		
094403 Wood in the rough	14492	119		
110000 Textiles & Textile Articles	**23590**	**193**		
115200 Cotton	**23590**	**193**		
115201 Cotton not carded or combed	23590	193		
Guyana	**141886**	**1171**		
150000 Base Metals & Articles of Base Metal	**141886**	**1171**		
157200 Iron and Steel	**141886**	**1171**		
157204 Ferrous waste & scrap	141886	1171		
Haiti			**12412**	**102**
150000 Base Metals & Articles of Base Metal			**12412**	**102**
157200 Iron and Steel			**12412**	**102**
157204 Ferrous waste & scrap			12412	102
Heard Island And Mcdonald Islands	**437**	**4**		
160000 Machinery and mechanical appliances; electrical equipment; parts thereof; soundrecorders and reproducers, television image and soundrecorders and reproducers; and parts and accessories of such articles	**437**	**4**		
168500 Electrical machinery and equipment and parts thereof; sound recorders and reproducers, television imageand sound recorders and reproducers and parts and accessories of such articles	**437**	**4**		
168543 Electrical machines & apts. n.i.e.	437	4		
Honduras	**981211**	**8139**	**415744**	**3402**
020000 Vegetable Products	**36**	**0**	**94**	**1**
020900 Coffee, tea, mate and spices	**36**	**0**	**94**	**1**
020901 Cofee, not roastd or roasted	36	0	94	1
060000 Products of the Chemical or Allied Industries	**779523**	**6466**	**144412**	**1181**
062800 Inorganic chemicals; organic or inorganic compounds of precious metals, of rare-earth metals, of radioactive elements or of isotopes	**1337**	**11**	**410**	**3**
062827 Chloride/bromide/iodides	1337	11		
062828 Hypochlorites chlorites			410	3
062900 Organic chemicals	**32466**	**265**		
062905 Acyclic alcohol/halogn sulpho,etc	4456	37		
062918 Carboxylic acids	1864	15		
062942 Other organic compounds	26146	213		
063200 Tanning or dyeing extracts; Tannins and their derivatives; Dyes, pigments and other colouring matter; Paints and varnishes; Putty and other mastics; Inks	**176220**	**1470**	**14672**	**120**
063204 Synthetic organic colouring matter	176220	1470	14672	120
063400 Soap, organic surf-active agents, lubricating etc.	**417896**	**3460**	**30213**	**247**
063402 Organic surfac-active agents	385666	3195	4537	37
063403 Lubricat preparations etc.	763	6		
063404 Artificial wax & prepared wax	31467	259	25675	210

Import payments by countries /commodities Table-3.2 (Contd.)
(Four digit level HS code)

(First two digit section, second two digit chapter and last two digit indicate four digit level commodities)

(Amount in thousand)

HS Code - Countries/Commodities	2024 - 2025		2025 - 2026	
	Amount (BDT)	Amount (USD)	Amount (BDT)	Amount (USD)
063500 Albuminoidal substances; modified starches, glues, enzymes	**2031**	**17**		
063507 Enzymes; prepared enzymes n.e.s	2031	17		
063800 Miscellaneous chemical products	**149573**	**1243**	**99117**	**810**
063809 Finishing agents,dye carriers etc.	75171	624	45659	374
063823 Industrial monocarboxylic fatty acids;	66248	550	53459	436
063824 Prepared binders for foundry moulds;	8154	68		
070000 Plastics & Rubber Articles Thereof	**181772**	**1506**	**179922**	**1474**
073900 Plastics and articles thereof	**181772**	**1506**	**179922**	**1474**
073906 Acrylic polymers in primry forms	81231	673	83	1
073907 Polyacetals in primary forms	38365	321		
073908 Polyamides in primary forms	2244	19		
073913 Natural polymers, in primary forms	59933	494	179839	1473
110000 Textiles & Textile Articles	**4390**	**37**	**7595**	**62**
115800 Special woven fabrics; tufted text. Fabrics; lace; tapestries; trimmings; embroidery	**3998**	**33**	**7595**	**62**
115806 Narrow woven fabrics	3998	33	7595	62
116000 Knitted or crocheted fabrics	**392**	**3**		
116006 Other knitted or crochet fabrics	392	3		
150000 Base Metals & Articles of Base Metal			**83720**	**683**
157200 Iron and Steel			**83720**	**683**
157204 Ferrous waste & scrap			83720	683
160000 Machinery and mechanical appliances; electrical equipment; parts thereof; soundrecorders and reproducers, television image and soundrecorders and reproducers; and parts and accessories of such articles	**15490**	**130**		
168500 Electrical machinery and equipment and parts thereof; sound recorders and reproducers, television imageand sound recorders and reproducers and parts and accessories of such articles	**15490**	**130**		
168501 Electric motors and generator	6202	53		
168504 Electric transformer, inductors etc.	4990	42		
168523 Discs, tapes, smart cards etc.	1851	15		
168533 Electrical resistors, not heating	2446	20		
Hong Kong: Sar Of China	**37153434**	**306833**	**32465217**	**265255**
010000 Live Animals and Animal Products	**29675**	**249**	**13312**	**109**
010400 Dairy produce; bird's eggs; natural honey; Edible products of animal origin, not elsewhere specified or included.	**24457**	**206**		
010402 Milk & cream, containing sugar	24457	206		
010500 Products of animal origin, not elsewhere specified orincluded	**5218**	**43**	**13312**	**109**
010501 Human hair	1513	12		
010505 Skin & other parts of birds	3705	31	13312	109
020000 Vegetable Products	**52222**	**428**	**8183**	**67**
020800 Edible fruit nuts; peel of citrus fruit or melons	**52222**	**428**		
020802 Other nuts, fresh/dried	9600	79		
020805 Citrus fruits, fresh or dried	42621	349		

Import payments by countries /commodities Table-3.2 (Contd.)
(Four digit level HS code)

(First two digit section, second two digit chapter and last two digit indicate four digit level commodities)

(Amount in thousand)

HS Code - Countries/Commodities	2024 - 2025		2025 - 2026	
	Amount (BDT)	Amount (USD)	Amount (BDT)	Amount (USD)
021200 Oil seeds and oleaginous fruits; miscellaneous grains; seeds and fruit; industrial or medicinal plants; straw and fodder			**8183**	**67**
021211 Plants & parts of plants for perfum/pharmacy			8183	67
030000 Animal or vegetable fats and oils and their cleavage products; prepared edible fats; animal or vegetable waxes			**43772**	**357**
031500 Animal or vegetable fats and oils and their cleavage products; prepared edible fats; animal or vegetable waxes			**43772**	**357**
031511 Palm oils & its fractons, not refined			43714	356
031515 Other fixed vegetable fats & oils, not refined			58	0
040000 Prepared foodstuffs; Beverages, Spirits and vineger; Tobacco and manufactured tobacco substitues	**100260**	**828**	**49338**	**405**
041700 Sugars and sugar confectionery	**1754**	**14**		
041702 Other sugar incl. lactos glucos	1754	14		
041800 Cocoa and cocoa preparations	**4374**	**36**		
041806 Chocolate/food prep. Contain. Cocoa	4374	36		
041900 Preparations of cereals, flour, starch or milk; pastry cooks' products	**52**	**0**		
041905 Bread,pastry,cakes,biscuits etc.	52	0		
042100 Miscellaneous edible preparations	**5509**	**46**	**3036**	**25**
042101 Extracts,essences of coffee,tea etc.	341	3	37	0
042102 Yeast; baking powder			48	0
042103 Sauces and preparations thereof			2952	24
042106 Food preparations n.e.s	5168	44		
042200 Beverages, spirits and vinegar	**186**	**2**	**214**	**2**
042203 Beer made from malt	186	2	214	2
042300 Residues and waste from the food industries; Prepared animal fodder	**88384**	**729**	**46088**	**378**
042303 Residues of strach manufacture	50754	421		
042309 Preparations of a kind used in animal feeding	37630	309	46088	378
050000 Mineral Products	**5689416**	**47003**	**631094**	**5158**
052500 Salt; sulphur; earths and stone; plastering materials, lime and cement	**160754**	**1326**	**119941**	**979**
052501 Salt and pure sodium chloride	41679	347		
052506 Quartz other than natural sands	40925	338	49	0
052507 Kaolin and other kaolinic clays, whether or not calcined			2236	18
052507 Kaolin and other kaolinic clays;	166	1		
052508 Other clays;	22	0	2163	18
052513 Pumice stone, emery etc.			1280	10
052516 Granite, porphyry,basalt,sandstone etc.	985	8		
052517 Pebble, gravel, broken or crushd stone	9014	74	40262	329
052519 Natural magnesium carbonate & other	1534	13	1530	12
052520 Gypsum;anhydrite plasters			4923	40
052522 Quicklime, slaked lime, hydralic lime			45	0
052523 Portland cement	66429	545	66579	542

Import payments by countries /commodities Table-3.2 (Contd.)
(Four digit level HS code)

(First two digit section, second two digit chapter and last two digit indicate four digit level commodities)

(Amount in thousand)

HS Code - Countries/Commodities	2024 - 2025		2025 - 2026	
	Amount (BDT)	Amount (USD)	Amount (BDT)	Amount (USD)
052526 Natural steatite; crushed or not crushed			874	7
052600 Ores, slag and ash			**19620**	**161**
052614 Titanium ores and concentrates			19620	161
052700 Mineral fuels, mineral oilsand products of their distillation bituminous substances; mineral waxes	**5528662**	**45677**	**491533**	**4019**
052701 Coal;briquettes ovoid etc.			466916	3817
052707 Oils & other products of coal tar			3836	31
052710 Petroleum oils and oils obtained from bituminous minerals,other than crude; preparations not elsewherespecified or included,containing by weight 70% or more of petroleum oils or of oils obtained from bituminous minerals,these oils being the basic constituents of the preparation;waste oils	1145	9	7435	61
052710 Petroleum oils, refined	5514925	45564	7270	60
052712 Petroleum jely;paraffin wax,etc	12592	103	6077	50
060000 Products of the Chemical or Allied Industries	**1152567**	**9570**	**1000844**	**8174**
062800 Inorganic chemicals; organic or inorganic compounds of precious metals, of rare-earth metals, of radioactive elements or of isotopes	**101311**	**837**	**107161**	**874**
062803 Carbon	2973	24		
062804 Hydrogen, rare gases etc.	1188	10	133	1
062809 Diphosphorus pentaoxide; phosphoric acid	6482	53		
062811 Other inorganic acids, other inorganic oxygen	10364	86	13742	112
062817 Zinc oxide; zinc peroxide			3759	31
062818 Artificial corundum, aluminium oxide/hydroxide			9926	81
062820 Manganese oxides	42817	353		
062821 Iron oxide & hydroxide	489	4		
062825 Hydrazine/hydroxylamine & salt etc.			2071	17
062827 Chloride/bromide/iodides	1763	15	772	6
062831 Dithionites and sulphoxylates			2543	21
062832 Sulphites; thiosulphates	3024	25	3354	27
062833 Sulphate alums, peroxosulphate	13848	114	25986	212
062835 Phosphinates, phosphonates			163	1
062836 Carbonates; peroxocarbonates	18098	151	6121	50
062840 Borates; peroxoborates			38590	315
062842 Other salt of inorganic acids/peroxoacids	265	2		
062900 Organic chemicals	**137786**	**1137**	**128815**	**1052**
062901 Acyclic hydrocarbons	1663	14		
062903 Halogenated derivative of hydrocarbons	4558	37	10688	87
062904 Sulphonated nitrated or nitrosated	563	5		
062905 Acyclic alcohol/halogn sulpho,etc	72113	594	16880	138
062906 Cyclic alcohol			7230	59
062907 Phenols;phenol-alcohols			2297	19
062909 Ether,ether alcohols, etc.			6310	52
062914 Ketone & quinon etc.			9809	80
062915 Saturated acyclice,monocarboxilic acid etc.	3735	31	15382	126

Import payments by countries /commodities Table-3.2 (Contd.)
(Four digit level HS code)

(First two digit section, second two digit chapter and last two digit indicate four digit level commodities)

(Amount in thousand)

HS Code - Countries/Commodities	2024 - 2025		2025 - 2026	
	Amount (BDT)	Amount (USD)	Amount (BDT)	Amount (USD)
062916 Unsaturated acyclic monocarboxylic acid etc.			3024	25
062918 Carboxylic acids	8047	66	121	1
062921 Amine function compounds			1632	13
062922 Oxygen-function amino-compound	30822	256	17842	146
062925 Carboxyimide imine-func. Comp.	7728	63		
062927 Diazo, azo or azoxy-compounds	8404	70		
062929 Compound w/ other nitrogen func.			9909	81
062934 Nucleic acids & their salts;	155	1	25378	207
062936 Provitamins & vitamins etc.			155	1
062941 Antibiotics			2157	18
063000 Pharmaceutical products	**116239**	**969**	**15041**	**123**
063002 Humn & animal blood	110068	918	15	0
063004 Medicament consist. mixed/unmixed,for therapeutic use	6081	51	13210	108
063005 Wadding ,gauze,bandages etc.			110	1
063006 Pharmaceutical goods	90	1	1706	14
063100 Fertilisers			**5253**	**43**
063102 Mineral or chemical fertilisers, nitrogenous			5253	43
063200 Tanning or dyeing extracts; Tannins and their derivatives; Dyes, pigments and other colouring matter; Paints and varnishes; Putty and other mastics; Inks	**431247**	**3590**	**297655**	**2431**
063202 Synthetic organic/ inorganic tanning subs.	1686	14		
063204 Synthetic organic colouring matter	46716	387	32340	264
063206 Other Colouring matter;	4468	37	2434	20
063207 Prepared pigments, opacifiers etc.	648	5	22118	180
063208 Paints and varnishes;	27407	227	36293	297
063209 Other paints and varnishes ;	3249	27	3999	33
063210 Other paint and varnishes use for finishing leather	16718	138	8186	67
063212 Pigments dispersed in non-aqueous	2075	17	2034	17
063214 Glaziers putty,grafting putty etc.	418	3	990	8
063215 Printing ink, writing draw/other ink	327863	2735	189261	1546
063300 Essential oils & resinoids; Perfum, cosmetic or toilet preperations	**2660**	**22**	**23672**	**193**
063302 Mix of odoriferous substancees	2044	17		
063304 Beauty/make-up/skin preparatin	586	5	18148	148
063305 Preparations for use on the hair	29	0	3970	32
063306 Preparations for oral/dental hygiene			987	8
063307 Pre-shave,shaving/after-shave			566	5
063400 Soap, organic surf-active agents, lubricating etc.	**79246**	**657**	**154805**	**1266**
063401 Soap;organic surfac-active prodts & preparations	1536	13	6448	53
063402 Organic surfac-active agents	48501	404	78129	639
063403 Lubricat preparations etc.	22755	188	60993	500
063404 Artificial wax & prepared wax	488	4	3354	27
063405 Polish and cream for footwear, furniture etc.	5965	49	5881	48

Import payments by countries /commodities Table-3.2 (Contd.)
(Four digit level HS code)

(First two digit section, second two digit chapter and last two digit indicate four digit level commodities)

(Amount in thousand)

HS Code - Countries/Commodities	2024 - 2025		2025 - 2026	
	Amount (BDT)	Amount (USD)	Amount (BDT)	Amount (USD)
063500 Albuminoidal substances; modified starches, glues, enzymes	**80146**	**660**	**58676**	**480**
063505 Dextrins & other modified starches			1194	10
063506 Prepared glues & other prep. adhesives	55153	455	57482	470
063507 Enzymes; prepared enzymes n.e.s	24994	205		
063700 Photographic or cinematographic goods	**9734**	**81**	**9451**	**77**
063701 Photographic plates & film flat etc.	3269	27	1282	10
063705 Photographic plates & film Exposed and Developed, other than Cinematographic film	6365	53	6628	54
063706 Cinematographic flim			242	2
063707 Chemical prep. for photographic use	101	1	1300	11
063800 Miscellaneous chemical products	**194198**	**1616**	**200314**	**1636**
063801 Artificial graphite, colloidal etc.			6	0
063802 Activated carbon, animal black etc.			11	0
063806 Rosin & resin acid;and derivatives etc.	4898	41		
063808 Insecticides, rodenticides etc.	17873	149	20220	165
063809 Finishing agents,dye carriers etc.	30869	254	47454	387
063810 Pickling preparations for metal surfaces etc.	117	1	7159	58
063811 Anti-knock prep, oxidation inhibitors etc.	669	6	1908	16
063812 Prepared rubber accelerators;			25422	208
063812 Prepared rubber accelerators;compounds plasticisersfor rubber or plastics,notelsewhere specified or included;antioxidising preparations and other compound stabilisers for rubber or plastics			2395	20
063814 Organic composites solvents & thinners	39400	327	16601	136
063815 Reaction initiator & accelerators	611	5	1937	16
063816 Refractory cements, mortars etc.			239	2
063819 Hydraulic brake fluids			157	1
063821 Prepared culture media	101	1	227	2
063822 Diagnostic or laboratory reagents	14620	122	8441	69
063824 Prepared binders for foundry moulds;	85039	710	68138	557
070000 Plastics & Rubber Articles Thereof	**2229931**	**18498**	**1533261**	**12532**
073900 Plastics and articles thereof	**2070820**	**17182**	**1405206**	**11486**
073901 Polymers of ethylene, in primary forms	80855	677	131275	1070
073902 Polymers/ propylen/olefin in primary forms	24237	204	79479	649
073903 Polymers of styrenein in primary forms	258714	2149	78684	643
073904 Polymers of vinyl chloride etc. in primary	5610	47	951	8
073905 Polymers of vinyl acetate/ester in primary	1103	9	2909	24
073906 Acrylic polymers in primry forms	50742	423	17332	142
073907 Polyacetals in primary forms	99109	822	18828	155
073907 Polyacetals,other polyethers and epoxide resins,in primary forms;polycarbonates,alkyd resins,polyallylesters and other polyesters,in primary forms			1639	13
073908 Polyamides in primary forms	3240	27	1085	9
073909 Amino-resins, in primary forms	47952	397	51394	421
073909 Amino-resins, phenolic resins and polyurethanes, in primary forms			6166	50
073910 Silicons in primary forms	61439	513	36742	301

Import payments by countries /commodities Table-3.2 (Contd.)
(Four digit level HS code)

(First two digit section, second two digit chapter and last two digit indicate four digit level commodities)

(Amount in thousand)

HS Code - Countries/Commodities	2024 - 2025		2025 - 2026	
	Amount (BDT)	Amount (USD)	Amount (BDT)	Amount (USD)
073913 Natural polymers, in primary forms			58	0
073914 Ion-exchangers based polymr primay			1493	12
073915 Waste,parings & scrap or plastic	12054	100		
073916 Monofilament , of plastics	1016	8	820	7
073917 Tube, pipe & hoses etc of plastics	3283	27	4375	36
073918 Floor coverings of plastics	1004	9		
073919 Self-adhesive, plates, sheets etc of plastics	367753	3046	215206	1759
073920 Other plates,sheets,etc of plastic, non-cellular	370282	3059	307837	2517
073921 Other Plates, sheets etc. of plastics	68138	564	98513	806
073922 Baths,shower-baths, wash-basin etc.	600	5	64	1
073923 Artilces for the conveyance	127949	1061	104193	852
073924 Tableware, kitchenware, of plastics	839	7	728	6
073926 Other plastics & articles	484861	4028	245426	2007
073926 other articles of plastics and articles of other materials of heading Nos. 39.01 to 39.14	38	0	8	0
074000 Rubber and articles thereof	**159111**	**1316**	**128055**	**1046**
074001 Natural rubber, balata etc.	14	0		
074002 Synthetic rub/factice deriv from oil	432	4	34972	285
074006 Other forms & article of rubber	1268	10		
074007 Vulcanised rubber thread & cord	124	1	5585	46
074008 Plates, sheets etc. of vulcan rubber	997	8	24	0
074009 Tubes pipes & hoses etc.	2211	18	1542	13
074010 Conveyor/transmisions belts of rub	3287	27	2185	18
074011 New pneumatic tyres, of rubber	9830	82	5265	43
074011 New pneumatic tyres,of rubber	3	0		
074013 Inner tubes, of rubber	7	0		
074015 Articles of apparel & clothing accessories etc.	72207	596	43311	354
074016 Other articles of vulcanised rubber	68705	569	34711	284
074017 Hard rubber in all forms	25	0	459	4
080000 Raw Hides and Skins, Leather and Articles Thereof; Saddlery and Harness; Travel Goods, Handbags nad Similar Containers; Articles of Animal Gut	**596519**	**4922**	**560029**	**4578**
084100 Raw hides and skins and leather	**477616**	**3937**	**428924**	**3506**
084104 Tanned or crust hides & skins of bovine	8431	70	155487	1268
084107 Leather further prepared aft tann,of bovine	468890	3864	237954	1948
084112 Leather fur prepared aft tann, of sheep/lamb			29927	245
084113 Leatrer fur prepared aft tann, other animals	295	2	4712	39
084115 Composition leather with basis of leather fibre			844	7
084200 Articles of leather; saddlery and harness, travel goods, handbags and similar containers; articles of animal gut	**115917**	**961**	**131105**	**1072**
084202 Trunks, suit-case, vanity-case etc.	8299	69	13595	111
084203 Articles/ composition of leather	102241	848	115623	946
084205 Other articles/ composition of leather	5377	45	1887	15
084300 Furskins and artificial fur, manufactures thereof	**2987**	**24**		

Import payments by countries /commodities Table-3.2 (Contd.)
(Four digit level HS code)

(First two digit section, second two digit chapter and last two digit indicate four digit level commodities)

(Amount in thousand)

HS Code - Countries/Commodities	2024 - 2025		2025 - 2026	
	Amount (BDT)	Amount (USD)	Amount (BDT)	Amount (USD)
084304 Artificial fur & articles thereof	2987	24		
090000 Wood and Articles of Wood; Wood Charcoal; Cork and Articles of Cork; Manufactures of Straw, of Esparto or Other Plaiting Materials; Basketware & Wickerwork	**5974**	**50**	**41467**	**340**
094400 Wood and articles of wood; wood charcoal	**5974**	**50**	**41467**	**340**
094403 Wood in the rough	2269	19	35030	287
094411 Fibreboard of wood	915	8	475	4
094412 Plywod veneered panels	2104	18	1291	11
094413 Densified wood ,in blocks plates etc.			777	6
094415 Packing cases, boxes crates,etc. of wood	5	0		
094417 Tools,tool bodies,etc of wood			956	8
094418 Builders joinery & carpentry of wood	110	1		
094419 Tableware & kitchenware of wood			50	0
094421 Other articles of wood	570	5	2887	24
100000 Pulp of wood or of other fibrous cellulosic material; recovered (waste and scrap) paper or paperboard; paper and paperboard and articles thereof	**1014115**	**8404**	**1397750**	**11415**
104800 Paper and paperboard; articles of paper pulp, of paper or of paperboard	**975743**	**8088**	**1348676**	**11014**
104802 Uncoated paper and paper board	9516	78	18419	150
104803 Toilet or facial tissue stock, towel/napkin etc.	397	3	151	1
104804 Uncoated craft paper & paperboard	2640	22	26354	215
104805 Other uncoated paper/paprboard	60	1		
104806 Vegetable parchment greaseproof paper etc.	17877	151	2125	17
104808 Paper & paprboard, corrugated, creped,etc.	151	1		
104809 Carbon paper, not printed, in rolls/sheets	805	7	2843	23
104810 Paper and paperboard,coated	279529	2326	471145	3845
104811 Paper, paperboard, cellulose wadding etc.	120626	996	85352	698
104814 Walpaper & similar wall coverings;	73	1		
104816 Carbon paper, not put up in boxes	230	2	2407	20
104817 Envelopes,letter cards, plain post card etc.			413	3
104818 Toilet paper & similar paper etc.	1711	14	2644	22
104819 Cartons, boxes, cases, bags of paper	30249	252	68217	557
104820 Registers, a/c books,note books, etc			946	8
104821 Paper/board labels of all kind	492778	4077	581021	4749
104821 Paper/board labels of all kind Whether or nor printed	14353	118	12556	103
104822 Bobbins, spools, cops etc. of paper/ pulp	14	0	62174	507
104823 Other paper/board cellulose wadding etc.	4735	39	11910	97
104900 Printed books, newspapers, pictures etc.	**38372**	**316**	**49074**	**401**
104901 Printed book,brochures,leaflets etc.	22	0		
104908 Transfers (decalcomanias)	38300	316	45278	370
104911 Other printed mattrer	50	0	3796	31
110000 Textiles & Textile Articles	**8753655**	**72416**	**8946319**	**73084**
115000 Silk			**10**	**0**
115007 Woven fabrics silk or silk waste			10	0

Import payments by countries /commodities Table-3.2 (Contd.)
(Four digit level HS code)

(First two digit section, second two digit chapter and last two digit indicate four digit level commodities)

(Amount in thousand)

HS Code - Countries/Commodities	2024 - 2025		2025 - 2026	
	Amount (BDT)	Amount (USD)	Amount (BDT)	Amount (USD)
115100 Wool, fine or coarse animal hair; woven fabric	**78607**	**648**	**30613**	**250**
115105 Wool & fine/coarse hair, carded or combed			42	0
115106 Yarn of carded wool not retail sale	68900	568	5275	43
115107 Yarn of combed wool not retail sale	9706	80	16022	131
115108 Yarn of fine anim hair ,carded or combed			9275	76
115200 Cotton	**1726853**	**14246**	**1695487**	**13871**
115204 Cotton sewing thread	2692	22	792	6
115205 Cotton yarn , cont 85%+ weg cotton	323147	2675	261817	2138
115206 Cotton yarn, less than 85% weg cotton	41534	343	1526	12
115208 Woven fabrics of cotton ,>= weg 85%+ , 200g/m.sq.	459501	3787	484954	3968
115209 Woven fabrics of cotton ,>= weg 85%+ , > 200g/m.sq.	435303	3588	529348	4335
115210 Woven fabrics of cotton ,> weg 85%+ , 200g/m.sq.	108428	894	122170	998
115211 Woven fabrics of cotton ,> weg 85%+ , > 200g/m.sq.	352938	2909	267639	2189
115212 Other woven fabrics of cotton	3309	27	27241	224
115300 Other vegetable textile fibres; paper yarn etc.	**617833**	**5072**	**207690**	**1697**
115306 Flax yarn			10999	90
115309 Woven fabrics of flax	617833	5072	196691	1607
115400 Man-made filaments	**979417**	**8109**	**1110250**	**9058**
115401 Sewing thread of man-made filaments	120146	999	27087	221
115402 Synthetic filament yarn	202493	1684	324743	2648
115403 Artificial filment yarn	99627	821	28093	230
115404 Synthetic monofilament	8228	68	404	3
115407 Woven fabrics of synthetic filament yrn	548924	4537	728627	5945
115408 Woven fabrics of art fila yrn			1296	11
115500 Man-made staple fibres	**609232**	**5062**	**723806**	**5908**
115501 Synthetic filament tow	12	0		
115502 Artificial filament tow			75	1
115504 Artificial staple fibres, not carded, combed	241	2	88303	719
115508 Sewing thread man-made staple fibres	10885	90	317	3
115509 Yarn synthetic staple fibres	243908	2045	32950	270
115510 Yarn of artificial staple fibres	25933	214	124323	1016
115512 Woven fabrics of synth stap fibres, cont > 85%	28581	234	59084	483
115513 Woven fabrics of synth stap fibres, weg 170 g/m.sq.	185938	1537	60847	497
115514 Woven fabrics of synth stap fibres, weg > 170 g/m.sq.	26985	226	257053	2095
115515 Other woven fab Synthetic stap fibres	236	2	7411	60
115516 Woven fabrics artificial staple fibres	86513	712	93442	764
115600 Wadding, felt and nonwovens; special yarns etc.	**393855**	**3273**	**279080**	**2281**
115601 Wadding text mterials fibre & articles	19672	164	8698	71
115602 Felt, coated,covered/laminated	2825	23	16464	134
115603 Nonwovens, coated,covered/laminated	197954	1645	138478	1132

Import payments by countries /commodities Table-3.2 (Contd.)
(Four digit level HS code)

(First two digit section, second two digit chapter and last two digit indicate four digit level commodities)

(Amount in thousand)

HS Code - Countries/Commodities	2024 - 2025		2025 - 2026	
	Amount (BDT)	Amount (USD)	Amount (BDT)	Amount (USD)
115604 Rubber thread cord, textile covered,etc	33416	276	19985	163
115605 Metalised yarn	1605	13	1395	11
115606 Gimped yarn	1466	12	375	3
115607 Twine, cordage, cbles etc.	135441	1127	89702	733
115608 Knotted netting of twine, cordage etc			53	0
115609 Artificial yarn, strip, twine etc. n.e.s.	1476	12	3928	32
115700 Carpets and other textile floor coverings	**64**	**1**	**848**	**7**
115704 Carpets & other text floor coverings ,felt			848	7
115705 Other carpets & other text floor coverings	64	1		
115800 Special woven fabrics; tufted text. Fabrics; lace; tapestries; trimmings; embroidery	**1881146**	**15588**	**1631275**	**13340**
115801 Woven pile & chenille fabrics	62347	519	64964	533
115803 Gauze other than narrow fabrics			113625	929
115804 Tulles & other net fabrics	92572	769	118048	966
115806 Narrow woven fabrics	947569	7859	523175	4278
115807 Labeles, badges & similar articles text	739268	6115	750420	6135
115808 Braids in the pieces etc.	2467	20	4112	34
115809 Woven fabrics metal thread	11	0		
115810 Embroidery in the piece, in strips	35422	294	47024	385
115811 Quilted text. Prodt. in piece, composed	1491	12	9908	81
115900 Impregnated, coated, covered textile fabrics etc.	**592385**	**4898**	**1005730**	**8214**
115902 Tyre cord fabrics	2196	18		
115903 Tex fabrics impregnated,coated etc	493835	4081	920438	7517
115906 Rubberised text fabrics	35142	291	34462	282
115907 Text fabrics otherwise impregnated, coated etc	54547	453	47794	391
115909 Text hosepiping & similr tex tubing			830	7
115910 Transmission/conveyor belts, of text mtrl	3718	31	526	4
115911 Text products & artcles	2946	24	1678	14
116000 Knitted or crocheted fabrics	**1655835**	**13709**	**1982547**	**16178**
116001 Pile fabrics	228234	1897	513310	4190
116002 Knitted or crochetd fabrics, wegt 5%+ of rub. thread	372	3		
116003 Knitted or crochetd fabrics, not exd.30 cm	15484	128	7532	62
116004 Knitted or crochetd fabrics, exd.30 cm	745224	6168	984708	8029
116005 Wrap knit fabrics	89681	739	7343	60
116006 Other knitted or crochet fabrics	576839	4773	469654	3838
116100 Articles of apparel & cloth accessories, knitted/crocheted	**67288**	**557**	**94086**	**769**
116107 Men/boys underpants, briefs, gowns etc.	755	6	196	2
116108 Women/girls slips petticoats, briefs etc			1160	9
116109 T-shirt singlets & other vests	41	0	66	1
116111 Babies garment & cloth accessories	862	7	191	2
116115 Panty, hose, tights, socks etc.	17	0		
116116 Gloves, mittens & mitts	2129	18	918	8
116117 Other made up clothing accessories	63485	526	91555	748

Import payments by countries /commodities Table-3.2 (Contd.)
(Four digit level HS code)

(First two digit section, second two digit chapter and last two digit indicate four digit level commodities)

(Amount in thousand)

HS Code - Countries/Commodities	2024 - 2025		2025 - 2026	
	Amount (BDT)	Amount (USD)	Amount (BDT)	Amount (USD)
116200 Articles of apparel & cloth accessories, not knitted/crocheted	**144089**	**1195**	**183018**	**1496**
116201 Men/boys overcoats, car-coat etc			134	1
116203 Men/boys suits, jakets etc	435	4	170	1
116204 Women/girls suits, jacket etc			47	0
116205 Men/boys shirts not knitted/crochetd			14429	118
116207 Men/boys singlets & vest, slips etc	211	2		
116209 Babies garments & clothing acesories	4995	42	558	5
116210 Garment, made up of fabrics	39	0		
116211 Track suits,ski-suits, swimwear etc			17	0
116212 Brassieres, girdels, corsets etc	27828	231	36035	294
116214 Shawis, scarves, muflers etc	30	0	236	2
116215 Ties, bow ties and cravats	17815	149	6216	51
116217 Other made up cloth acesor & parts of garmt	92735	767	125176	1024
116300 Other made up textile articles; sets; worn clothing and worn textile articles; rags	**7051**	**58**	**1879**	**15**
116302 Bed, table, toilet & kitchen linen	6204	51		
116305 Sacks & bags use for packing goods			26	0
116306 Tarpaulins,tents, sails etc	41	0		
116307 Other made up articles incl dress patterns	806	7	1854	15
120000 Footwear,Hradgear, Umbrellas, Sun Umbrellas, Walking Sticks, Seat-Sticks, Whips, Riding-Crops and Parts Thereof Etc	**542173**	**4473**	**119774**	**981**
126400 Footwear, gaiters and the like; parts of such articles	**489209**	**4036**	**93854**	**769**
126401 Waterproof footwear	391	3		
126402 Other footwear, outer soles & uppers rubber	6976	57	2779	23
126403 Footwear with soles of rubber, plastics etc.			1305	11
126405 Other footwear	776	6	824	7
126406 Parts of footwear	481065	3970	88945	729
126500 Headgear and parts thereof	**15471**	**127**	**5471**	**45**
126504 Hats and other headgear, not lined	5035	41		
126505 Hat and other headgear knitted/croched	2619	22	2293	19
126506 Other headgear, not lined	7816	64	2975	24
126507 Head-bands, linings, covers etc			203	2
126600 Umbrellas, sun umbrellas, walking-sticks, seat-sticks, whips, riding-crops and parts thereof	**28112**	**232**	**14989**	**122**
126601 Umbrella and sun umbrellas, etc	3716	32		
126602 Walking-sticks, seat-sticks etc.	238	2		
126603 Parts, trimmings & accessories	24157	198	14989	122
126700 Prepared feathers and down and articles made of feathers; artificila flowers; articles of human hair	**9381**	**78**	**5460**	**45**
126702 Artificial flowers folige etc.	2297	19	228	2
126703 Humn hair, dressed, thinned etc.	7084	59	5232	43
130000 Articles of Stone, Plaster, Cement, Asbestos, Mica or Similar Materials; Ceramic Products; Glass and Glassware	**81396**	**677**	**65209**	**533**
136800 Articles of stone, plaster, asbestos, mica etc.	**13075**	**108**	**16874**	**138**

Import payments by countries /commodities Table-3.2 (Contd.)
(Four digit level HS code)

(First two digit section, second two digit chapter and last two digit indicate four digit level commodities)

(Amount in thousand)

HS Code - Countries/Commodities	2024 - 2025		2025 - 2026	
	Amount (BDT)	Amount (USD)	Amount (BDT)	Amount (USD)
136802 Worked monumental buildg stone etc.	5	0	134	1
136804 Millstone, grindstone, grinding wheel etc.	5631	47	14356	117
136805 Natural/art abrasive powder/grain	257	2	1782	15
136806 Slag wool, rock wool etc.	312	3		
136811 Articles asbestos-cement,cellulose, etc.	186	2		
136813 Friction material & articles	6211	51	377	3
136815 Articles of stone/other mineral lsubs	472	4	224	2
136900 Ceramic products	**56041**	**468**	**34632**	**283**
136902 Refractory bricks, blocks, tiles etc.	17124	144	71	1
136903 Other refractory ceramic goods	35270	294	29653	242
136905 Roofing tiles, chimney-pots etc.			355	3
136906 Ceramic pipes, pipe fittings etc.			48	0
136907 Unglazed ceramic flags, wall tiles etc.	282	2		
136910 Ceramic sinks, wash basins etc.	3366	28	4505	37
137000 Glass and glassware	**12280**	**101**	**13703**	**112**
137002 Glass in balls,rods, unworked	57	0		
137003 Cast glass, rolled glass, etc.	1227	10	505	4
137004 Drawn glass, blown glas, etc.	581	5		
137005 Float glass, polished glass, etc.	3155	26		
137007 Safety glass, laminated glass, etc.	865	7	880	7
137009 Glass mirrors, rear-view mirrors	1199	10	2	0
137010 Carboys, bottles, flasks, jar etc.			41	0
137013 Glassware of table, kitchn, toilt etc.	467	4	815	7
137018 Glass beads imitation pearls etc.	4020	33	11153	91
137019 Glass fibres & articles;	710	6	306	3
140000 Natural or Cultured Pearls, Precious or Semiprecious Stones, Precious Metals, Metals Clad with Precious Metal and Articles Thereof; Imitation Jewellery; Coin	**3648**	**30**	**12106**	**99**
147100 Natural or Cultured Pearls, Precious or Semiprecious Stones, Precious Metals, Metals Clad with Precious Metal and Articles Thereof; Imitation Jewellery; Coin	**3648**	**30**	**12106**	**99**
147116 Articles of natural / cultured pearls	775	6		
147117 Imitation jewellery	2873	24	12106	99
150000 Base Metals & Articles of Base Metal	**9016219**	**74173**	**12750105**	**104173**
157200 Iron and Steel	**8102134**	**66624**	**11491794**	**93901**
157204 Ferrous waste & scrap	7245066	59583	9901356	80930
157208 Flat-rolled prodt, >= width 600 mm, hot-rolled	518858	4243	1015795	8279
157209 Flat-rolled prodt, >= width 600 mm, cold-rolled	60376	500	61289	502
157210 Flat-rolled prodt, >= width 600 mm, clad,plated	80163	669	92555	757
157211 Flat-rolled prodt, width 600 mm,not clad,plated			2362	19
157212 Flat-rolled prodt, width 600 mm, clad,plated	74697	615	217018	1769
157214 Other bars & rods, hot-rolled, of iron	32868	270	1114	9
157216 Angles,shpes & sections of iron	8002	66		

Import payments by countries /commodities Table-3.2 (Contd.)
(Four digit level HS code)

(First two digit section, second two digit chapter and last two digit indicate four digit level commodities)

(Amount in thousand)

HS Code - Countries/Commodities	2024 - 2025		2025 - 2026	
	Amount (BDT)	Amount (USD)	Amount (BDT)	Amount (USD)
157217 Wire of iron or non-aloy steel	1450	12	2173	18
157219 Flat-rolled prodt of stainless steel >= width 600mm	20945	173	133528	1091
157220 Flat-rolled prodt of stainless steel width 600mm	1649	14		
157222 Other bars & rods, of stainless steel	12724	105	10769	88
157223 Wire of stainless steel	282	2	10435	85
157225 Flat-rolled prodt, of other alloy steel >= width 600mm	43803	363	18164	148
157226 Flat-rolled prodt, of other alloy steel width 600mm	553	5	25237	206
157227 Bars & rods, of other alloy steel	684	6		
157228 Other bars & rods, of other alloy steel	13	0		
157300 Articles of Iron and Steel	**383480**	**3164**	**271374**	**2215**
157301 Sheet piling of iron / steel	21943	182		
157302 Railway or tramway track,of iron /steel	617	5		
157304 Tubes, pipes etc. other than cast iron	4249	35	143441	1169
157306 Other tubes, pipes & hollow profiles	3594	29	750	6
157307 Tubes/ pipes fittings of iron / steel	8312	68	3937	32
157308 Structures & parts of structures	205222	1682	8290	68
157309 Reservoirs, tanks, vats etc.	37	0	12	0
157312 Stranded wire, ropes, cables etc.	335	3		
157313 Barbed wire of iron / steel			846	7
157314 Wire,expanded metal of iron / steel	1124	9	266	2
157315 Chain and parts, of iron/steel	2598	21	2753	22
157317 Nails,tacks,drawing pins etc.	16202	135	3648	30
157318 Screws,bolts,nuts, etc.	76232	636	61873	505
157319 Sewing/knitting needles, etc.	4903	40	3418	28
157320 Springs &leaves for springs	20441	171	21	0
157321 Stoves, ranges,cookers etc.	707	6	5	0
157322 Radiators for central heating			19	0
157323 Table,kitchen articlese,of iron	41	0	1867	15
157324 Sanitary ware & parts, of iron/ steel	3439	28	888	7
157325 Other cast articles,of iron or stl			14	0
157326 Other articles of iron or steel	13484	111	39324	322
157400 Copper and Articles Thereof	**53383**	**436**	**422086**	**3444**
157408 Copper wire	1486	12		
157409 Copper plates, sheets & strip	1192	10	57658	471
157411 Copper tubes and pipes	40050	326	342462	2793
157412 Copper tube or pipe fittings			12611	103
157413 Stranded wire, cables etc.of copper	1912	16	9313	76
157415 Nails, tacks, drawing pins, of copper etc.	8743	72	43	0
157500 Nickel and Articles Thereof	**39**	**0**	**4569**	**37**
157506 Nickel plates, sheets, strip & foil	39	0	4569	37
157600 Aluminium and Articles Thereof	**54761**	**450**	**177036**	**1443**
157601 Unwrought aluminium	311	3		
157604 Aluminium bars, rods & profiles	1201	10	11874	97

Import payments by countries /commodities Table-3.2 (Contd.)
(Four digit level HS code)

(First two digit section, second two digit chapter and last two digit indicate four digit level commodities)

(Amount in thousand)

HS Code - Countries/Commodities	2024 - 2025		2025 - 2026	
	Amount (BDT)	Amount (USD)	Amount (BDT)	Amount (USD)
157605 Aluminium wire	8300	68	7379	60
157606 Aluminium plates, sheets, strip	18841	154	5794	47
157607 Aluminium foil, backed/not backed	17804	146	149159	1216
157608 Aluminium tubes and pipes	2579	21		
157610 Aluminium,tube or pipe fittings (for example,couplings,elbows,sleeves)			1698	14
157615 Table, kitchen articles etc. of aluminium			307	3
157616 Other aluminium articles	5726	48	825	7
157800 Lead and articles thereof	**13532**	**113**	**8850**	**72**
157802 Lead waste and scrap	6428	55	6410	52
157806 Other lead articles	7104	58	2441	20
157900 Zinc and articles thereof			**31662**	**259**
157901 Unwrought zinc			26028	213
157904 Zinc bars, rods,profiles and wire			5634	46
158000 Tin and articles thereof	**4073**	**34**		
158003 Tin bars, rods, profiles and wire	3573	30		
158007 Other articles of tin	500	4		
158100 Other base metals; cermets; articles thereof	**518**	**4**	**799**	**7**
158102 Molybdenum and articles;			175	1
158104 Magnesium and articlese;	518	4	477	4
158108 Titanium and articles;			146	1
158200 Tools, implements, cutlery, spoons and forks, of base metal; parts thereof of base metal	**26075**	**216**	**15562**	**127**
158201 Hand tools	183	2	167	1
158202 Hands saws, blades saws etc.	1835	15	4567	37
158203 Files, rasps, pliers, etc.	616	5	201	2
158204 Hand-operated spanners & wrenches			68	1
158205 Hand tools n.i.e	1248	10	1992	16
158206 Tools of two or more, in sets	6	0		
158207 Interchangeable tools, for hand tools	17521	146	2671	22
158208 Knives & cutting blades	3217	27	3477	28
158210 Hand-operated mechanical appliances	161	1		
158211 Knives with cutting blades	68	1	169	1
158212 Razors and razor blades			198	2
158213 Scissors, tailors shears & blades	828	7	56	0
158214 Other articles of cutlery	391	3	442	4
158215 Spoons, forks, ladles, skimmers etc.			1552	13
158300 Miscellaneous articles of base metal	**378223**	**3132**	**326372**	**2669**
158301 Padlocks & locks, of base metal	9513	79	10117	82
158302 Base metal mountings,fittings & articles etc.	25800	214	13400	109
158303 Armoured safes, strong boxes, doors etc.	229	2		
158305 Fittings for loose-leaf binders, letter clips etc.	701	6	18	0
158306 Bells, gongs & the like etc.	143	1	115	1
158307 Flexible tubing of base metal	497	4	533	4
158308 Clasps, frames, hooks etc.	308037	2551	285986	2339

Import payments by countries /commodities Table-3.2 (Contd.)
(Four digit level HS code)

(First two digit section, second two digit chapter and last two digit indicate four digit level commodities)

(Amount in thousand)

HS Code - Countries/Commodities	2024 - 2025		2025 - 2026	
	Amount (BDT)	Amount (USD)	Amount (BDT)	Amount (USD)
158309 Stoppers, caps & lids of base metal	4765	39	5579	46
158310 Sign-plates, name-plates, address-plate etc.	26460	217	9856	81
158311 Wire, rods, tubes plates, of base metal	2078	17	768	6
160000 Machinery & mechanical appliances; electrical equipment;			**1319**	**11**
168500 Electrical machinery and equipment and parts			**1319**	**11**
168526 Radar apts,radio remote,etc apts			1319	11
160000 Machinery and mechanical appliances; electrical equipment; parts thereof; soundrecorders and reproducers, television image and soundrecorders and reproducers; and parts and accessories of such articles	**5029550**	**41554**	**3333332**	**27231**
168400 Nuclear reactors, boilers, machinery and mechanical appliances; parts thereof	**1390535**	**11434**	**1260888**	**10294**
168405 Producer gas/water gas generators	1593	13		
168409 Parts spark-ignition pistn engin	4868	41	5276	43
168412 Other engines and motors	185	2	1194	10
168413 Pumps for liquids	11806	97	5208	43
168414 Air/vacum pumps, gas compressors & fans	112792	948	286927	2341
168415 Air conditioning machines	35342	291	190541	1555
168416 Furnace burners for liquid fuel,etc.	118	1		
168417 Industrial/lab furmaces & oven etc.			1516	12
168418 Refrigerators,freezers & othr	1901	16	6805	56
168419 Machinery, plant/ lab equipments etc.	3131	26	15925	131
168420 Calendering/other roling machines	1776	15	892	7
168421 Centrifuges, filtering machinery rtc.	6343	52	2812	23
168422 Dish washing machines, etc.	3039	25	7611	62
168423 Weighing machinery, etc.	82	1	9208	75
168424 Mechanical appliances & the like	5733	47	10	0
168425 Pulley tackle & hoists etc.	38	0	24	0
168426 Ships' derricks; cranes etc.	45960	380	84306	689
168427 Fork-lift truks;	606	5	217	2
168428 Other Lifting, handling, etc.machinery	5858	49	1060	9
168431 Parts suitable of machinery	840	7	1797	15
168432 Agricultural, horticultural machinery	2847	23	4865	40
168433 Harvesting or threshing machinery			21	0
168436 Other agri, horti, poltry-kep machinery	106	1	51	0
168437 Machines cleaning, sorting/grading seed etc.	4604	37	20	0
168438 Machinery n.i.e	32	0	11732	96
168439 Machinery making pulp/paper/board	31888	266	1067	9
168440 Book-binding machinery			578	5
168441 Other machinery making pulp/paper/board	5403	45	9035	74
168442 Machinery,apparatus,& equpment	238	2	242	2
168443 Printing machinery	50165	412	36666	300
168444 Machine extruding, drawing etc.			179	1
168445 Machine preparing txtile fibres	553376	4505	5238	43
168446 Weaving machines(looms)	3220	27		

Import payments by countries /commodities Table-3.2 (Contd.)
(Four digit level HS code)

(First two digit section, second two digit chapter and last two digit indicate four digit level commodities)

(Amount in thousand)

HS Code - Countries/Commodities	2024 - 2025		2025 - 2026	
	Amount (BDT)	Amount (USD)	Amount (BDT)	Amount (USD)
168447 Knitting machines stitch-bonding etc.	52598	436	497	4
168448 Auxiliary mach for extrd, drw mch etc.	25984	216	5079	42
168450 Household/laundry-type washing mach	302	3	24342	199
168451 Machinery for washing, cleaning etc.	66901	556	96438	788
168452 Sewing machines, n/book sewng mach	203856	1680	191555	1565
168453 Machinery, preparing, tanning etc.	3637	30	576	5
168454 Converters, ladles ingot machinies	14027	115	44874	366
168455 Metal rollng mills and rolls thereof			316	3
168456 Machine-tools for working any material by removal of material,by laser or other light or photon beam,ultra-sonic,electro-discharge,electro-chemical,electron beam or plasmaarc process;water-jet cutting machines	12542	102	2009	16
168456 Machine-tools for working material	2401	20		
168459 Machine-tools drilling, boring etc.	3854	32	16796	137
168459 Machine-tools(including way-type unit head machines) for drilling, boring,milling,threading or tapping by removing metal,other than lathes (including turning centres)of heading 84.58			270	2
168460 Machine-tools deburring, sharpening etc.			714	6
168461 Machine-tools planing, shaping etc.	1109	9	2394	20
168462 Machine-tools forging, hammering etc.	207	2	2417	20
168463 Other machine-tools for working metal	7	0	71	1
168464 Machine-tools working stone, ceramic etc.	107	1	55	0
168465 Machine-tools working stapling, wood, etc.	53	0	1292	11
168466 Parts & accessories for machine-tools	372	3	3229	26
168467 Tools for working in the hand etc.	8289	68	5901	48
168468 Machine for soldering, brazing etc.			191	2
168470 Calculating machines etc	293	2	1753	14
168471 Automatic data processing machines etc.	6423	53	6859	56
168472 Other office machines	324	3		
168473 Parts & accessories of office machineries	5324	44	451	4
168474 Machinery washing, crushing etc.	26806	223	2032	17
168477 Machinery for working rubber/plastics	17081	141	49937	407
168479 Mechanical appl indivial func. n.i.e	3380	28	28307	231
168480 Moulding boxes for metal foundry etc.	11502	95	57567	469
168481 Taps, cocks, valves & similar etc.	11218	92	6077	50
168482 Ball/ roller bearings	8606	71	8427	69
168483 Transmission shafts, crank, bearing etc.	5051	42	7740	63
168484 Gaskets & similar joints of metal sheeting etc.	1515	12	941	8
168486 Machines & apparatus used semiconductor devices etc.			600	5
168487 Machinery parts,not cont. elect. connectors	2878	24	159	1
168500 Electrical machinery and equipment and parts thereof; sound recorders and reproducers, television imageand sound recorders and reproducers and parts and accessories of such articles	**3639015**	**30120**	**2072444**	**16937**
168501 Electric motors and generator	4930	41	56542	461

Import payments by countries /commodities Table-3.2 (Contd.)
(Four digit level HS code)

(First two digit section, second two digit chapter and last two digit indicate four digit level commodities)

(Amount in thousand)

HS Code - Countries/Commodities	2024 - 2025		2025 - 2026	
	Amount (BDT)	Amount (USD)	Amount (BDT)	Amount (USD)
168502 Electric generating sets, rotary converters	17824	148	11891	97
168503 Parts electric motor,gen. Set	1079	9	138	1
168504 Electric transformer, inductors etc.	194664	1609	47472	388
168505 Electro-magnets;and articles	596	5	248	2
168506 Primary cels & primary baterie	825	7	277	2
168507 Electric accumulator;	523218	4369	64863	530
168508 Vcuum cleaners			124	1
168509 Eletro-mechanical domestic appliances	15	0	3097	25
168510 Electric shavers, hair clipper etc.	88	1		
168511 Electrical ignition equipment, etc.	927	8	118	1
168512 Electrical lighting/signaling equipment,etc	1697	14	1098	9
168513 Portable electric lamps, dry batteries	2	0	814	7
168514 Industrial/lab electric furnaces, ovens, etc.	204	2	2285	19
168515 Electric laser/photon beam , etc.	1584	13	2198	18
168516 Electric storage water heater, etc.	31957	265	19427	159
168517 Telephone sets , other apparatus etc.	246030	2035	397706	3243
168518 Microphones & stands therefor;	11185	93	7076	58
168519 Sound recording apparatus	1839	15	1158	9
168521 Video-recording apparatus	11974	100		
168522 Parts & access of sound/video recording	120	1	34	0
168523 Discs, tapes, smart cards etc.	1567527	12920	1075008	8792
168524 Flat panel display module	322270	2683	61458	501
168525 Transmission appart radio-tel, etc.	38050	317	1054	9
168526 Radar apts,radio remote,etc apts	864	7		
168528 Monitors and projectors etc.	615	5	2026	17
168528 Monitors and projectors,not incorporating television reception apparatus;reception apparatus for television,whether or not incorporating radio broadcast receivers or sound or videorecording or reproducing apparatus	3605	30	130	1
168529 Parts suitable for use solely or principally with the apparatus of headings Nos.85.25 to 85.28	67785	563	27464	224
168529 Parts,trans,reception etc.,apts	19043	156	5024	41
168530 Electrical signaling, traffic control equp etc.	66	1		
168531 Electrical sound/visual sig apts	45651	376	10568	86
168532 Electrical capacitors, fixed,variable etc.	66642	551	63394	519
168533 Electrical resistors, not heating	15310	127	14723	120
168534 Printed circuits	20350	169	23633	193
168535 Electrical apts for switching > 1000 volts	8303	69	4040	33
168536 Electrical apparatus for switching or protecting electrical circuits,or for making connections to or in electrical circuits for a voltage notexceeding 1,000 volts; connectors for optical fibres,optical fibres,optical fibre bundles or cables	9035	75	2694	22
168536 Electrical apts for switching 1000 volts	13854	115	6438	53
168537 Boards, panels, consols, etc.	61983	508	961	8
168538 Parts: of electrical switching,apts.	2964	25	3711	30

Import payments by countries /commodities Table-3.2 (Contd.)
(Four digit level HS code)

(First two digit section, second two digit chapter and last two digit indicate four digit level commodities)

(Amount in thousand)

HS Code - Countries/Commodities	2024 - 2025		2025 - 2026	
	Amount (BDT)	Amount (USD)	Amount (BDT)	Amount (USD)
168539 Electric filament or discharge lamos, including sealed beam lamp units and ultra-violet or infra-red lamps; arc-lamps;light -emitting diode (LED) lamps.	358	3	85	1
168539 Electric filament/discharge lamps	2058	17	1775	14
168539 Electrical apparatus for switching or protecting electrical circuits,or for making connections to or in electrical circuits for a voltage notexceeding 1,000 volts; connectors for optical fibres,optical fibres,optical fibre bundles or cables	2840	23		
168540 Thermionic,cold cathode valves etc.	442	4		
168541 Diodes, transistors, semi-conductor etc.	134378	1106	49963	408
168542 Electronic, integrated circuits	12227	101	20790	170
168543 Electrical machines & apts. n.i.e.	15444	128	6891	56
168544 Insulatd wire, cable etc.	156205	1303	67205	550
168545 Carbon electrodes, carbon brushes etc.	377	3	6834	56
168546 Electrical insulators any metarial	10	0	2	0
168548 Electrical parts of machinery or apparatus, not specified or included elsewhere in th			4	0
170000 Vehicales, Aircraft, Vessels and Associated Transport Equipment	**635349**	**5196**	**18165**	**148**
178600 Railway or tramway locomotives, rollingstock and parts thereof; railway or tramway track fixtures and fittings and parts thereof; mechanical (including electromechanical) trafficsignalling equipment of all kinds	**72**	**1**		
178606 Railway or tramway goods van & wagons	72	1		
178700 Vehicles other than railway or tramway rollingstock, and parts and accessories thereof	**33904**	**280**	**15941**	**130**
178703 Motor car, other motor vehicles			814	7
178703 Motor cars and other motor vehicles principally designed for the transport of the persons(other than those of heading No. 87.02) including station wagons and racing cars	580	5		
178704 Motor vehicles for goods transport			102	1
178708 Parts,accessories, motor vehicles	7141	59	4393	36
178711 Motorcycles	624	5	873	7
178714 Parts,accessories, of motorcycle/bicycles	16044	132	2858	23
178715 Baby carriages and parts	198	2		
178716 Trailer & semi-trailers;	9316	78	6901	56
178800 Aircraft, spacecraft and parts thereof			**2224**	**18**
178806 Unmanned aircraft:			2224	18
178900 Ships, boats and floating structures	**601373**	**4916**		
178908 Vessels & other,breaking up	601373	4916		
180000 Optical, Photographic, Cinematographic, Measuring, Checking, Precision, Medical Orsurgical Instruments and Apparatus; Clocks and Watches; Musical Instruments; Parts and Accessories Thereof	**240429**	**1980**	**218269**	**1781**
189000 Optical, photographic, cinematographic, measuring, checking, precision, medical orsurgical instruments and apparatus; parts and accessories thereof	**233318**	**1920**	**212833**	**1737**
189001 Optical fibres etc	73637	610	54943	449

Import payments by countries /commodities Table-3.2 (Contd.)
(Four digit level HS code)

(First two digit section, second two digit chapter and last two digit indicate four digit level commodities)

(Amount in thousand)

HS Code - Countries/Commodities	2024 - 2025		2025 - 2026	
	Amount (BDT)	Amount (USD)	Amount (BDT)	Amount (USD)
189002 Lenses, prisims, mirrors etc.	5648	47	1579	13
189003 Frame & mounting,spectacles etc.	25	0	742	6
189004 Spectacles,goggles, etc.	5216	43	855	7
189006 Photographic cameras, etc.	941	8	714	6
189011 Compound optical microscopes			22	0
189013 Liquid crystal devices	37	0		
189016 Balances of a sensitivity of 5cg			102	1
189017 Drawing, marking-out etc. inst.	2269	19	1874	15
189018 Instruments in medical,surgical, etc.	106295	870	15550	127
189019 Mechano-therapy,etc,appliances	543	4	1591	13
189021 Orthopaedic,appliances etc.	1349	11	103	1
189023 Instruments demonstrationl purposes			339	3
189024 Machines, hardness,strength test etc.	2623	22	1604	13
189025 Hydrometers,thermometers etc.	1815	15	1430	12
189026 Instruments, checking flow,level etc.	2100	17	42875	350
189027 Instruments, physical, chemical analysis etc.	14120	116	14867	121
189028 Gas,liquid, electricty meters			62081	506
189029 Revolution counters,taximeters etc.	231	2	1589	13
189030 Oscilloscopes, spectrum analysers etc.,	2038	17	77	1
189031 Measuring/checking instrument	12277	101	8474	69
189032 Automatic regulating instru	2155	18	1371	11
189033 Parts & accessories n.i.s			49	0
189100 Clocks and watches and parts thereof	**7111**	**60**	**5385**	**44**
189101 Wrist, pocket-watches etc w/ precious metal	7071	60	1258	10
189102 Wrist, pocket, watch,other than 90.01			4066	33
189106 Time of day recording apparatus			10	0
189113 Watch straps/bands & parts	4	0	27	0
189114 Other clock or watch parts	35	0	24	0
189200 Musical instruments; parts and accessories			**51**	**0**
189209 Parts of musical instruments			51	0
180000 Optical, photographic, clocks, musical instruments etc.	**79**	**1**		
189000 Optical, photographic, etc.	**79**	**1**		
189014 Direction finding compasses	79	1		
200000 Miscellaneous Manufactured Articles	**1980257**	**16380**	**1721569**	**14080**
209400 Furniture; bedding, mattresses, mattress supports, cushions and similar stuffed furnishings; lamps and light fittings, not elsewhere specified or included; illuminated signs, illuminatednameplates and the like; prefabricated buildings	**41745**	**346**	**26342**	**215**
209401 Seats and parts	18412	153	6255	51
209402 Medical, surgical, dental furniture	4847	40	631	5
209403 Other furniture & parts	4157	35	3362	27
209404 Mattress supports;	395	3	816	7
209405 Lamps and lighting fittings & parts	13934	115	9506	78
209406 Prefabricated buildings			5771	47

Import payments by countries /commodities Table-3.2 (Contd.)
(Four digit level HS code)

(First two digit section, second two digit chapter and last two digit indicate four digit level commodities)

(Amount in thousand)

HS Code - Countries/Commodities	2024 - 2025		2025 - 2026	
	Amount (BDT)	Amount (USD)	Amount (BDT)	Amount (USD)
209500 Toys, games and sports requisites; parts and accessories thereof	**1985**	**16**	**9253**	**76**
209503 Tricycles, scooters, pedal cars etc.	836	7	7187	59
209504 Video game, billiards etc.	29	0		
209505 Festive,carnival & articles	42	0	6	0
209506 Articlese for gymnastics, sports etc.			1279	10
209507 Fishing rods, hooks, nets etc.			281	2
209508 Travelling circuses and Travelling menageries	1079	9	500	4
209600 Miscellaneous manufactured articles	**1936526**	**16018**	**1685974**	**13789**
209603 Brooms, brushes, etc.	2432	20	17301	141
209606 Buttons, press/snap-fasteners, etc	1383778	11438	1139909	9324
209607 Slide fasteners and parts	448029	3716	454482	3716
209608 Ball point pens & markers	7	0	2	0
209609 Pencils, crayons etc.	288	2		
209610 Slates, boards, etc.	353	3		
209611 Date,sealing/stamps, etc.	343	3	829	7
209612 Typewriter ribbons,inked, etc.	28481	235	12335	101
209615 Combs, hair-slide etc. & parts	3047	25	7183	59
209616 Scent/toilet sprays, etc	827	7	388	3
209617 Vacuum flasks & others	316	3	1149	9
209618 Tailors dummies & others	65870	543	51842	424
209619 Sanitary towels , napkins etc.	102	1		
209620 Monopods, bipods, tripods and similar articles	2651	22	553	5
Hungary	**2346858**	**19423**	**2599320**	**21242**
010000 Live Animals and Animal Products	**20567**	**171**	**6175**	**50**
010100 Live animals	**20567**	**171**	**6175**	**50**
010105 Live poultry	20567	171	6175	50
040000 Prepared foodstuffs; Beverages, Spirits and vineger; Tobacco and manufactured tobacco substitues			**10402**	**85**
041800 Cocoa and cocoa preparations			**10402**	**85**
041806 Chocolate/food prep. Contain. Cocoa			10402	85
050000 Mineral Products			**234**	**2**
052500 Salt; sulphur; earths and stone; plastering materials, lime and cement			**234**	**2**
052505 Natural sand of all kinds			234	2
060000 Products of the Chemical or Allied Industries	**1471609**	**12185**	**1752255**	**14325**
062800 Inorganic chemicals; organic or inorganic compounds of precious metals, of rare-earth metals, of radioactive elements or of isotopes	**3098**	**26**	**3444**	**28**
062844 Radioactive chemical elements/isotops	3098	26	3444	28
062900 Organic chemicals	**809400**	**6728**	**656174**	**5362**
062909 Ether,ether alcohols, etc.	12	0		
062917 Polycarboxylic acids	2124	17	5872	48
062933 Heterocyclic comp w/nitrogen	18150	148	12644	103
062934 Nucleic acids & their salts;	3137	26	1477	12
062941 Antibiotics	785978	6536	636181	5199
063000 Pharmaceutical products	**600690**	**4950**	**987672**	**8078**

Import payments by countries /commodities Table-3.2 (Contd.)
(Four digit level HS code)

(First two digit section, second two digit chapter and last two digit indicate four digit level commodities)

(Amount in thousand)

HS Code - Countries/Commodities	2024 - 2025		2025 - 2026	
	Amount (BDT)	Amount (USD)	Amount (BDT)	Amount (USD)
063002 Humn & animal blood	600690	4950	907805	7427
063004 Medicament consist. mixed/unmixed,for therapeutic use			78995	644
063006 Pharmaceutical goods			871	7
063200 Tanning or dyeing extracts; Tannins and their derivatives; Dyes, pigments and other colouring matter; Paints and varnishes; Putty and other mastics; Inks	**49765**	**409**	**94150**	**768**
063204 Synthetic organic colouring matter	48801	401	77440	631
063206 Other Colouring matter;	964	8	9136	75
063215 Printing ink, writing draw/other ink			7575	62
063300 Essential oils & resinoids; Perfum, cosmetic or toilet preperations	**1432**	**12**	**3027**	**25**
063302 Mix of odoriferous substancees	1432	12	3027	25
063400 Soap, organic surf-active agents, lubricating etc.			**29**	**0**
063403 Lubricat preparations etc.			29	0
063800 Miscellaneous chemical products	**7224**	**60**	**7758**	**63**
063802 Activated carbon, animal black etc.			92	1
063816 Refractory cements, mortars etc.	706	6		
063821 Prepared culture media	139	1		
063822 Diagnostic or laboratory reagents	6379	53	7666	63
070000 Plastics & Rubber Articles Thereof	**29245**	**242**	**15043**	**123**
073900 Plastics and articles thereof	**25949**	**214**	**8448**	**69**
073917 Tube, pipe & hoses etc of plastics	8	0	49	0
073921 Other Plates, sheets etc. of plastics	287	2	62	1
073923 Artilces for the conveyance			2534	21
073926 Other plastics & articles	25653	212	5803	47
074000 Rubber and articles thereof	**3296**	**27**	**6596**	**54**
074009 Tubes pipes & hoses etc.	6	0	312	3
074010 Conveyor/transmisions belts of rub	1268	10	4592	38
074016 Other articles of vulcanised rubber	2022	17	1691	14
100000 Pulp of wood or of other fibrous cellulosic material; recovered (waste and scrap) paper or paperboard; paper and paperboard and articles thereof			**21**	**0**
104800 Paper and paperboard; articles of paper pulp, of paper or of paperboard			**21**	**0**
104819 Cartons, boxes, cases, bags of paper			19	0
104820 Registers, a/c books,note books, etc			2	0
110000 Textiles & Textile Articles	**391**	**3**	**3322**	**27**
115600 Wadding, felt and nonwovens; special yarns etc.			**383**	**3**
115607 Twine, cordage, cbles etc.			383	3
115800 Special woven fabrics; tufted text. Fabrics; lace; tapestries; trimmings; embroidery	**391**	**3**	**784**	**6**
115804 Tulles & other net fabrics			578	5
115806 Narrow woven fabrics	391	3	206	2
115900 Impregnated, coated, covered textile fabrics etc.			**2154**	**18**
115902 Tyre cord fabrics			2154	18

Import payments by countries /commodities Table-3.2 (Contd.)
(Four digit level HS code)

(First two digit section, second two digit chapter and last two digit indicate four digit level commodities)

(Amount in thousand)

HS Code - Countries/Commodities	2024 - 2025		2025 - 2026	
	Amount (BDT)	Amount (USD)	Amount (BDT)	Amount (USD)
130000 Articles of Stone, Plaster, Cement, Asbestos, Mica or Similar Materials; Ceramic Products; Glass and Glassware	**67090**	**561**	**47576**	**388**
136800 Articles of stone, plaster, asbestos, mica etc.	**45299**	**382**	**505**	**4**
136804 Millstone, grindstone, grinding wheel etc.	45299	382	505	4
136900 Ceramic products	**14800**	**120**	**12189**	**99**
136902 Refractory bricks, blocks, tiles etc.	14800	120	12189	99
137000 Glass and glassware	**6991**	**59**	**34882**	**284**
137010 Carboys, bottles, flasks, jar etc.	6991	59	34882	284
150000 Base Metals & Articles of Base Metal	**19818**	**163**	**23191**	**190**
157300 Articles of Iron and Steel	**14133**	**116**	**19254**	**158**
157302 Railway or tramway track,of iron /steel			2602	21
157304 Tubes, pipes etc. other than cast iron	2	0		
157307 Tubes/ pipes fittings of iron / steel	1375	11	120	1
157308 Structures & parts of structures	701	6		
157317 Nails,tacks,drawing pins etc.	2	0	282	2
157318 Screws,bolts,nuts, etc.	7911	65	8299	68
157319 Sewing/knitting needles, etc.	36	0	11	0
157320 Springs &leaves for springs	702	6	6	0
157322 Radiators for central heating			3237	27
157323 Table,kitchen articlese,of iron			55	0
157326 Other articles of iron or steel	3405	28	4641	38
157400 Copper and Articles Thereof	**416**	**3**		
157419 Other articles of copper	416	3		
157500 Nickel and Articles Thereof			**40**	**0**
157508 Other articles of nickel			40	0
158200 Tools, implements, cutlery, spoons and forks, of base metal; parts thereof of base metal	**4860**	**40**	**2482**	**20**
158205 Hand tools n.i.e	117	1	1164	9
158207 Interchangeable tools, for hand tools	4220	35	1318	11
158208 Knives & cutting blades	523	4		
158300 Miscellaneous articles of base metal	**409**	**3**	**1416**	**12**
158301 Padlocks & locks, of base metal			170	1
158302 Base metal mountings,fittings & articles etc.	361	3	1246	10
158308 Clasps, frames, hooks etc.	48	0		
160000 Machinery & mechanical appliances; electrical equipment;	**412**	**3**		
168500 Electrical machinery and equipment and parts	**412**	**3**		
168526 Radar apts,radio remote,etc apts	412	3		
160000 Machinery and mechanical appliances; electrical equipment; parts thereof; soundrecorders and reproducers, television image and soundrecorders and reproducers; and parts and accessories of such articles	**517928**	**4266**	**527339**	**4305**
168400 Nuclear reactors, boilers, machinery and mechanical appliances; parts thereof	**412352**	**3396**	**501768**	**4096**
168405 Producer gas/water gas generators			311	3
168409 Parts spark-ignition pistn engin	277	2	2783	23

Import payments by countries /commodities Table-3.2 (Contd.)
(Four digit level HS code)

(First two digit section, second two digit chapter and last two digit indicate four digit level commodities)

(Amount in thousand)

HS Code - Countries/Commodities	2024 - 2025		2025 - 2026	
	Amount (BDT)	Amount (USD)	Amount (BDT)	Amount (USD)
168411 Turbo-jet turbo-propellers etc.	110781	908	233898	1907
168412 Other engines and motors	1696	14	524	4
168413 Pumps for liquids	118360	984	28038	229
168414 Air/vacum pumps, gas compressors & fans	3206	27	4842	40
168416 Furnace burners for liquid fuel,etc.	15	0		
168419 Machinery, plant/ lab equipments etc.	14139	117	306	3
168420 Calendering/other roling machines	887	7		
168421 Centrifuges, filtering machinery rtc.	980	8	103347	846
168422 Dish washing machines, etc.	1113	9	66	1
168424 Mechanical appliances & the like	1475	12	5115	42
168425 Pulley tackle & hoists etc.			73	1
168431 Parts suitable of machinery	15417	126		
168436 Other agri, horti, poltry-kep machinery	4905	40		
168440 Book-binding machinery	17526	146		
168442 Machinery,apparatus,& equpment			23	0
168443 Printing machinery	419	3	986	8
168448 Auxiliary mach for extrd, drw mch etc.	1297	11	9794	80
168451 Machinery for washing, cleaning etc.	1377	11	88	1
168458 Lathes for removing metal	2224	19		
168464 Machine-tools working stone, ceramic etc.	744	6		
168466 Parts & accessories for machine-tools			590	5
168467 Tools for working in the hand etc.	3152	26	3511	29
168471 Automatic data processing machines etc.	785	6	1458	12
168472 Other office machines	91019	741	60314	491
168473 Parts & accessories of office machineries	3361	28	784	6
168474 Machinery washing, crushing etc.	369	3		
168477 Machinery for working rubber/plastics	86	1		
168478 Machinery preparng/making up tobaco	4048	34	2410	20
168479 Mechanical appl indivial func. n.i.e	675	6	16334	134
168481 Taps, cocks, valves & similar etc.	9136	76	8129	66
168482 Ball/ roller bearings	420	3	406	3
168483 Transmission shafts, crank, bearing etc.	917	8	13129	107
168484 Gaskets & similar joints of metal sheeting etc.	691	6	484	4
168487 Machinery parts,not cont. elect. connectors	854	7	4026	33
168500 Electrical machinery and equipment and parts thereof; sound recorders and reproducers, television imageand sound recorders and reproducers and parts and accessories of such articles	**105575**	**870**	**25571**	**209**
168501 Electric motors and generator	1202	10	1068	9
168503 Parts electric motor,gen. Set	15	0	308	3
168504 Electric transformer, inductors etc.	6997	58	7641	62
168505 Electro-magnets;and articles	22	0		
168507 Electric accumulator;			107	1
168508 Vcuum cleaners	4	0		
168509 Eletro-mechanical domestic appliances			245	2

Import payments by countries /commodities Table-3.2 (Contd.)
(Four digit level HS code)

(First two digit section, second two digit chapter and last two digit indicate four digit level commodities)

(Amount in thousand)

HS Code - Countries/Commodities	2024 - 2025		2025 - 2026	
	Amount (BDT)	Amount (USD)	Amount (BDT)	Amount (USD)
168510 Electric shavers, hair clipper etc.	659	5		
168511 Electrical ignition equipment, etc.	151	1	167	1
168512 Electrical lighting/signaling equipment,etc	6	0	13	0
168514 Industrial/lab electric furnaces, ovens, etc.	44	0		
168515 Electric laser/photon beam , etc.			255	2
168516 Electric storage water heater, etc.			93	1
168517 Telephone sets , other apparatus etc.	474	4	34	0
168518 Microphones & stands therefor;			9	0
168523 Discs, tapes, smart cards etc.	117	1	43	0
168528 Monitors and projectors etc.			48	0
168532 Electrical capacitors, fixed,variable etc.			1244	10
168533 Electrical resistors, not heating			18	0
168534 Printed circuits	5	0		
168536 Electrical apparatus for switching or protecting electrical circuits,or for making connections to or in electrical circuits for a voltage notexceeding 1,000 volts; connectors for optical fibres,optical fibres,optical fibre bundles or cables	411	3	392	3
168536 Electrical apts for switching 1000 volts	7008	58	3037	25
168537 Boards, panels, consols, etc.	74735	613	436	4
168538 Parts: of electrical switching,apts.	418	3	186	2
168539 Electric filament/discharge lamps	374	3	587	5
168541 Diodes, transistors, semi-conductor etc.	18	0	578	5
168542 Electronic, integrated circuits	245	2	11	0
168543 Electrical machines & apts. n.i.e.	119	1	188	2
168544 Insulatd wire, cable etc.	644	5	3937	32
168545 Carbon electrodes, carbon brushes etc.	7129	60	4927	40
168547 Insulating fitting for electrical machines	4588	38		
168548 Electrical parts of machinery or apparatus, not specified or included elsewhere in th	191	2		
170000 Vehicales, Aircraft, Vessels and Associated Transport Equipment	**7710**	**65**	**5542**	**45**
178700 Vehicles other than railway or tramway rollingstock, and parts and accessories thereof	**7710**	**65**	**5542**	**45**
178703 Motor cars and other motor vehicles principally designed for the transport of the persons(other than those of heading No. 87.02) including station wagons and racing cars	5770	49	4729	39
178708 Parts,accessories, motor vehicles	1940	16	813	7
180000 Optical, Photographic, Cinematographic, Measuring, Checking, Precision, Medical Orsurgical Instruments and Apparatus; Clocks and Watches; Musical Instruments; Parts and Accessories Thereof	**211460**	**1759**	**207670**	**1697**
189000 Optical, photographic, cinematographic, measuring, checking, precision, medical orsurgical instruments and apparatus; parts and accessories thereof	**211460**	**1759**	**206421**	**1687**
189011 Compound optical microscopes			2288	19
189015 Surveying, hydrographic etc.	703	6	175	1
189017 Drawing, marking-out etc. inst.			49	0
189018 Instruments in medical,surgical, etc.	125179	1043	100651	823

Import payments by countries /commodities Table-3.2 (Contd.)
(Four digit level HS code)

(First two digit section, second two digit chapter and last two digit indicate four digit level commodities)

(Amount in thousand)

HS Code - Countries/Commodities	2024 - 2025		2025 - 2026	
	Amount (BDT)	Amount (USD)	Amount (BDT)	Amount (USD)
189019 Mechano-therapy,etc,appliances	1786	15		
189021 Orthopaedic,appliances etc.	2114	18	1596	13
189022 Appratus based on x-ray,alpha, etc.	13625	114	9717	79
189024 Machines, hardness,strength test etc.			5079	42
189025 Hydrometers,thermometers etc.	70	1	982	8
189026 Instruments, checking flow,level etc.	1220	10	89	1
189027 Instruments, physical, chemical analysis etc.	49274	406	79803	652
189029 Revolution counters,taximeters etc.			69	1
189030 Oscilloscopes, spectrum analysers etc.,	15370	129	1926	16
189031 Measuring/checking instrument	1352	11	1699	14
189032 Automatic regulating instru			1662	14
189033 Parts & accessories n.i.s	768	6	636	5
189100 Clocks and watches and parts thereof			**1249**	**10**
189113 Watch straps/bands & parts			1249	10
180000 Optical, photographic, clocks, musical instruments etc.			**428**	**4**
189000 Optical, photographic, etc.			**428**	**4**
189013 Liquid crystal devices			428	4
200000 Miscellaneous Manufactured Articles	**628**	**5**	**120**	**1**
209400 Furniture; bedding, mattresses, mattress supports, cushions and similar stuffed furnishings; lamps and light fittings, not elsewhere specified or included; illuminated signs, illuminatednameplates and the like; prefabricated buildings	**100**	**1**	**63**	**1**
209401 Seats and parts	7	0		
209403 Other furniture & parts	93	1	63	1
209500 Toys, games and sports requisites; parts and accessories thereof	**528**	**4**	**58**	**0**
209503 Tricycles, scooters, pedal cars etc.			14	0
209506 Articlese for gymnastics, sports etc.	528	4	43	0
Iceland	**28377**	**234**	**49010**	**401**
030000 Animal or vegetable fats and oils and their cleavage products; prepared edible fats; animal or vegetable waxes	**26952**	**222**	**38776**	**317**
031500 Animal or vegetable fats and oils and their cleavage products; prepared edible fats; animal or vegetable waxes	**26952**	**222**	**38776**	**317**
031504 Fats and oils & their fractions	26952	222	38776	317
040000 Prepared foodstuffs; Beverages, Spirits and vineger; Tobacco and manufactured tobacco substitues	**786**	**6**	**1529**	**13**
042100 Miscellaneous edible preparations	**786**	**6**	**1529**	**13**
042106 Food preparations n.e.s	786	6	1529	13
060000 Products of the Chemical or Allied Industries			**8341**	**69**
063800 Miscellaneous chemical products			**8341**	**69**
063801 Artificial graphite, colloidal etc.			8341	69
070000 Plastics & Rubber Articles Thereof	**84**	**1**		
073900 Plastics and articles thereof	**84**	**1**		
073912 Cellulose & chemical dertives in primary	84	1		
110000 Textiles & Textile Articles	**25**	**0**		

Import payments by countries /commodities Table-3.2 (Contd.)
(Four digit level HS code)

(First two digit section, second two digit chapter and last two digit indicate four digit level commodities)

(Amount in thousand)

HS Code - Countries/Commodities	2024 - 2025		2025 - 2026	
	Amount (BDT)	Amount (USD)	Amount (BDT)	Amount (USD)
116200 Articles of apparel & cloth accessories, not knitted/crocheted	**25**	**0**		
116204 Women/girls suits, jacket etc	25	0		
150000 Base Metals & Articles of Base Metal			**124**	**1**
157300 Articles of Iron and Steel			**124**	**1**
157314 Wire,expanded metal of iron / steel			124	1
180000 Optical, Photographic, Cinematographic, Measuring, Checking, Precision, Medical Orsurgical Instruments and Apparatus; Clocks and Watches; Musical Instruments; Parts and Accessories Thereof	**530**	**4**	**240**	**2**
189000 Optical, photographic, cinematographic, measuring, checking, precision, medical orsurgical instruments and apparatus; parts and accessories thereof	**530**	**4**	**240**	**2**
189015 Surveying, hydrographic etc.	394	3	240	2
189026 Instruments, checking flow,level etc.	135	1		
India	**1155327628**	**9555609**	**1033168149**	**8447028**
010000 Live Animals and Animal Products	**6105612**	**50591**	**4996830**	**40871**
010100 Live animals	**12889**	**105**		
010102 Live bovine animals	12889	105		
010300 Fish and crustaceans, molluscs and other aquatic invertebrates	**2719396**	**22549**	**2275513**	**18608**
010301 Live fish	10	0		
010302 Fish,fresh or chilled excld. fish fillets	637453	5290	685362	5606
010303 Fish frozen excld. fish fillet	907852	7522	457816	3742
010304 Fish fillets & other fish meat, fresh/chl/fzn			718	6
010305 Fish,dried,salted or in brine	1167115	9680	1121012	9168
010306 Crustaceans live chil /fzn/ dry etc.	6966	57	9431	77
010309 Flours, meals, and pellets of fish, crustaceans, molluscs and other aquatic invertevrates, fit for human consumption			1173	10
010400 Dairy produce; bird's eggs; natural honey; Edible products of animal origin, not elsewhere specified or included.	**2374794**	**19648**	**1507619**	**12327**
010401 Milk & cream, not containing sugar			1258	10
010402 Milk & cream, containing sugar	1828667	15126	1013749	8285
010404 Whey, containing sugar /sweetening matter	158	1	68	1
010405 Butter , dairy spreads	184134	1519	31038	255
010406 Cheese and curd	127683	1056	152261	1245
010407 Birds' eggs, in shell, fresh	9789	82		
010408 Birds' eggs not in shell & egg yolks	765	6	219	2
010409 Natural honey	223598	1858	309025	2529
010500 Products of animal origin, not elsewhere specified orincluded	**998532**	**8289**	**1213699**	**9935**
010501 Human hair	21184	175	220214	1800
010508 Coral & simlar materials, unworked	7849	65	9600	78
010511 Animal products, nes	969500	8050	983884	8057
020000 Vegetable Products	**163926421**	**1354023**	**148459861**	**1213831**
020600 Live trees and other plants; Bulbs, roots and the like; Cut flowers and ornamental foliage	**34530**	**285**	**36672**	**300**
020602 Other live plants, mushroom spawn	32723	270	35865	293

Import payments by countries /commodities Table-3.2 (Contd.)
(Four digit level HS code)

(First two digit section, second two digit chapter and last two digit indicate four digit level commodities)

(Amount in thousand)

HS Code - Countries/Commodities	2024 - 2025		2025 - 2026	
	Amount (BDT)	Amount (USD)	Amount (BDT)	Amount (USD)
020603 Cut flowers and flower buds	1409	12	807	7
020604 Foliage brnches & other parts of plants	398	3		
020700 Edible vegetable and certain roots and tubers	**49106525**	**408311**	**19091991**	**156231**
020701 Potatoes, fresh or chilled	1606339	13388		
020702 Tomatoes, fresh or chilled	1582996	13208	2404646	19705
020703 Onions, shallots, garlic,fresh or chilled	24684324	205721	3256668	26642
020704 Cabbages cauliflowers etc., fresh or chilled	95	1	1856	15
020705 Lettuce and chicory, fresh or chilled	1659	14	4544	37
020706 Carrots, turnips etc., fresh or chilled	15811	131	28235	231
020708 Leguminous vegitables, fresh or chilled	17871	147	3126	26
020709 Other vegetables,fresh or chilled	1965348	16435	2013252	16501
020710 Vegetables , frozen	22206	184	23119	189
020711 Vegetables provisionally preserved	2700	23	2	0
020712 Dried vegetables	315566	2608	294733	2410
020713 Dried leguminous vegt.,shelled	18884402	156393	11061552	90472
020714 Manioc, arowroot,salep etc.	7209	59	259	2
020800 Edible fruit nuts; peel of citrus fruit or melons	**8648125**	**71324**	**8697099**	**71058**
020801 Coconuts, brazil nuts and cashew nuts	686724	5657	1361095	11120
020802 Other nuts, fresh/dried			54345	443
020804 Dates figs pinapples etc., fresh/dried	12602	106	21225	174
020805 Citrus fruits, fresh or dried	1957656	16134	1352439	11053
020806 Grapes, fresh or dried	3002906	24670	2329950	19002
020807 Melons and papaws,fresh	210	2		
020808 Apples,pears & quinces, fresh	859157	7140	693830	5679
020809 Apricots, cherries, peachs, plums,fresh	144	1	1217	10
020810 Other fruit ,fresh	1460347	12082	2039048	16678
020811 Fruit & nuts, uncooked or cooked			25	0
020813 Fruit,dried other not coconut etc.	668378	5532	843927	6900
020900 Coffee, tea, mate and spices	**38803677**	**320873**	**38279528**	**312826**
020901 Cofee, not roastd or roasted	7780	65	18331	150
020902 Tea	59946	493	572	5
020904 Pepper dried/crushed/ground	13817056	114511	14172655	115782
020905 Vanilla			156	1
020906 Cinnamon & cinnamon tree flowers	7087	58		
020907 Cloves	581	5	29186	238
020908 Nutmeg,mace and cardamoms	631290	5192	6055425	49481
020909 Seeds of anise/badian/cumin etc.	11541938	95330	8371758	68435
020910 Ginger saffron,turmric & other spices	12737999	105219	9631445	78734
021000 Cereals	**57794183**	**474377**	**71770115**	**586911**
021001 Wheat and meslin	8644	72	51109	417
021003 Barley	34122	282	68523	560
021004 Oats			17049	139
021005 Maize (corn)	1886599	15695	15792186	128971
021006 Rice	55614216	456258	55576386	454660
021007 Grain sorghum.	241265	1993	252030	2060

Import payments by countries /commodities Table-3.2 (Contd.)
(Four digit level HS code)

(First two digit section, second two digit chapter and last two digit indicate four digit level commodities)

(Amount in thousand)

HS Code - Countries/Commodities	2024 - 2025		2025 - 2026	
	Amount (BDT)	Amount (USD)	Amount (BDT)	Amount (USD)
021008 Buckwheat,millet & canary seeds	9338	77	12832	105
021100 Products of the milling industry; Malt; Starces; Inulin; Eheat gluten	**1023465**	**8469**	**596161**	**4875**
021101 Wheat or meslin flour	35	0		
021102 Cereal flours other than wheat/meslin	28	0		
021103 Cereal groats, meal & pellets	14802	122	11088	91
021104 Cereal grains otherwise worked	55	0	3206	26
021105 Flour,meal, powder ,flakes etc.	258216	2148		
021106 Flour, meal, powder of dry legum veg	720	6	643	5
021108 Starches ; inulin	748001	6180	579598	4739
021109 Wheat gluten, whether/not dry	1607	13	1626	13
021200 Oil seeds and oleaginous fruits; miscellaneous grains; seeds and fruit; industrial or medicinal plants; straw and fodder	**7330721**	**60573**	**8686640**	**70989**
021201 Soya bean,whether/ not broken			2323	19
021202 Ground-nut, not roastd/cooked	2289557	18906	3795596	31000
021203 Copra	24411	200	266956	2189
021205 Rape or colza seed,whether or not broken			5417	44
021206 Sunflower seeds,whether or not broken	27901	231	37175	304
021207 Other oil seed & oleagious fruits	743064	6151	984025	8043
021208 Flours & meals of oil seeds, not mustard			3034	25
021209 Seed,fruit & spores for sowing	2346624	19413	1950069	15947
021210 Hop cones, fresh/dried;lupulin	826	7	1917	16
021211 Plants & parts of plants for perfum/pharmacy	1875626	15478	1588819	12983
021212 Locut bean, seaweeds sugr bet/cane etc.	20436	169	51309	419
021213 Cereal straw and husks	2275	19		
021300 Lac; Gums, Resins and other vegetable saps and extracts	**1011088**	**8372**	**1101150**	**9003**
021301 Lac; natural gum, gum-resin etc.	861169	7132	895839	7327
021302 Vegetable saps and extracts;	149918	1240	205312	1677
021400 Vegetable plaiting meterails; Vegetable products not elsewhere specified or included	**174109**	**1438**	**200505**	**1639**
021404 Vegetable products n.e.s	174109	1438	200505	1639
030000 Animal or vegetable fats and oils and their cleavage products; prepared edible fats; animal or vegetable waxes	**303178**	**2502**	**491548**	**4015**
031500 Animal or vegetable fats and oils and their cleavage products; prepared edible fats; animal or vegetable waxes	**303178**	**2502**	**491548**	**4015**
031502 Fats of bovine animals	136	1		
031504 Fats and oils & their fractions	4533	38	11296	92
031505 Wool grease & faty subst thereof	5652	47	20487	167
031507 Soya-bean oils & its fractons, not refined	3995	34	8220	67
031508 Groundnut oils & its fractons, not refined	4278	35	16053	131
031509 Olive oils & its fractons, not refined	1330	11	22269	182
031511 Palm oils & its fractons, not refined	8532	71	24357	199
031512 Sunflower,safflower/cotton seed oil, not refined	95551	783	125604	1024
031513 Coconut, palm kernel oils, not refined	7808	65	12949	105

Import payments by countries /commodities Table-3.2 (Contd.)
(Four digit level HS code)

(First two digit section, second two digit chapter and last two digit indicate four digit level commodities)

(Amount in thousand)

HS Code - Countries/Commodities	2024 - 2025		2025 - 2026	
	Amount (BDT)	Amount (USD)	Amount (BDT)	Amount (USD)
031514 Rape,colza/mustard oil, not refined	7870	66	8028	66
031515 Other fixed vegetable fats & oils, not refined	89883	742	144443	1181
031516 Animal/vegetable fats & oils, not refined	14114	117	30727	251
031517 Margarine & other oils	50253	416	48021	393
031518 Animal/veg. fats & oils, boiled, oxidised etc.	8651	72	18991	155
031520 Glycerol, crude;	559	5	103	1
031521 Vegetable waxes & beewaxes etc.,not refined	31	0		
040000 Prepared foodstuffs; Beverages, Spirits and vineger; Tobacco and manufactured tobacco substitues	**71210961**	**589374**	**59296817**	**484672**
041600 Preparations of meat, of fish or of crustaceans, molluscs or other aquatic invertebrates	**13755**	**114**	**38481**	**314**
041601 Sausages of meat, meat offal or blood	11053	92	15980	131
041603 Extract & juice of meat,fish etc.			4646	38
041604 Prepared fish; caviar prepd. from fish eggs	2701	23	6573	54
041605 Crustaceans, molluscs etc.			11282	92
041700 Sugars and sugar confectionery	**18214424**	**150725**	**12642978**	**103353**
041701 Cane or beet sugar,in solid form	14551870	120360	11859070	96949
041702 Other sugar incl. lactos glucos	3325197	27537	582303	4762
041703 Molasses from extr/refining sugr	271833	2288	190514	1552
041704 Sugar confctionry, not containing cocoa	65524	540	11092	90
041800 Cocoa and cocoa preparations	**520430**	**4304**	**300070**	**2453**
041801 Cocoa beans, broken, raw or roasted			610	5
041803 Cocoa paste, not defatted	1156	10	3345	27
041804 Cocoa butter,fat and oil.	2746	23	9820	80
041805 Cocoa powder,not add sugr/sweet	3806	32	6920	57
041806 Chocolate/food prep. Contain. Cocoa	512722	4240	279374	2284
041900 Preparations of cereals, flour, starch or milk; pastry cooks' products	**5046156**	**41696**	**5619655**	**45952**
041901 Malt extract;	3973363	32827	4542746	37149
041902 Pasta whether or not cooked	52570	434	58058	475
041903 Tapioca & substitutes thereof	476739	3943	468096	3825
041904 Prepared foods obtained,cereal products,	467508	3864	369214	3020
041905 Bread,pastry,cakes,biscuits etc.	75976	628	181542	1484
042000 Preparations of vegetables, fruit, nuts or other parts of plants	**827860**	**6839**	**326064**	**2666**
042001 Vegetibles,fruit,nut & other edible part of plants	37246	308	31151	255
042002 Tomatoes prep/presrv n/vinegar	2496	21	11936	98
042004 Other Veg. prep/presrv., frozen	134638	1113	154391	1263
042005 Other Veg. prep/presrv., not frozen	61665	514	4111	33
042006 Vegetables,fruit/nut etc. preserved by sugar	21078	176		
042007 Jams,fruit jellies etc.	9994	82	7099	58
042008 Fruit & nuts etc.,	556818	4592	102852	841
042009 Frut & vegetable juices	3924	33	14524	119
042100 Miscellaneous edible preparations	**4216161**	**34820**	**4414135**	**36106**
042101 Extracts,essences of coffee,tea etc.	1773146	14617	2110863	17273
042102 Yeast; baking powder	36433	304	11623	95

Import payments by countries /commodities Table-3.2 (Contd.)
(Four digit level HS code)

(First two digit section, second two digit chapter and last two digit indicate four digit level commodities)

(Amount in thousand)

HS Code - Countries/Commodities	2024 - 2025		2025 - 2026	
	Amount (BDT)	Amount (USD)	Amount (BDT)	Amount (USD)
042103 Sauces and preparations thereof	1341243	11092	1201054	9817
042104 Soups & broths preparations thereof	17473	144	32632	267
042106 Food preparations n.e.s	1047866	8663	1057963	8655
042200 Beverages, spirits and vinegar	**3415**	**28**	**10458**	**86**
042201 Mineral & aerated waters,not add. Sug.	658	5		
042202 Mineral & areated waters add. Sug	28	0	350	3
042207 Undenaturd ethyl alcohol vol. 80%+	2256	19	9953	81
042208 Undenaturd ethyl alcohol vol. 0%	473	4	98	1
042209 Vinegar& subst from acitic acid			57	0
042300 Residues and waste from the food industries; Prepared animal fodder	**42123578**	**348800**	**35900520**	**293379**
042301 Flours,meals pellets, of meat offal	1000	8	7025	58
042302 Bran sharps and othere residues	6147985	51122	4198484	34281
042303 Residues of strach manufacture	2821082	23273	6433253	52568
042304 Oil-cake & other , soya-bean oil	7421618	61094	4888602	39945
042306 Oilcake ,not soya-bean / ground-nut oil	15913505	132076	8666461	70829
042308 Vegetable materials & veg.waste			108	1
042309 Preparations of a kind used in animal feeding	9818389	81226	11706585	95697
042400 Tobacco and manufactured tobacco substitutes	**245183**	**2049**	**44456**	**362**
042401 Unmanufactured tobacco; tobacco refuse	230418	1929	33505	273
042402 Cigars cheroot cigarillos of tobacco	4421	36		
042403 Other manufacture tobacco	10344	84		
042404 Products containing tobacco, reconstituted tobacco, nicotine, or tobacco or nicotin …			10951	89
050000 Mineral Products	**111824897**	**924517**	**106427923**	**869025**
052500 Salt; sulphur; earths and stone; plastering materials, lime and cement	**24716897**	**204377**	**25507523**	**208481**
052501 Salt and pure sodium chloride	1223822	10100	1410528	11536
052503 Sulphur of all kinds	1600	13	196800	1603
052504 Natural graphite	329	3	3686	30
052505 Natural sand of all kinds	39753	328	91062	744
052506 Quartz other than natural sands	801584	6630	931558	7618
052507 Kaolin and other kaolinic clays, whether or not calcined			650969	5323
052507 Kaolin and other kaolinic clays;	701075	5793	115107	941
052508 Other clays;	579420	4788	705154	5767
052509 Chalk	1815	15	516	4
052511 Natural barium sulphate, etc.	26603	219	27124	222
052512 Siliceous fossil meals, etc.			6465	53
052513 Pumice stone, emery etc.	30905	256	35465	290
052515 Marble,travertine, ecaussine stone etc.	173449	1430	191063	1562
052516 Granite, porphyry,basalt,sandstone etc.	3765919	31145	3798727	31050
052517 Pebble, gravel, broken or crushd stone	5956545	49234	6382051	52145
052518 Dolomite all kind	8614	70	19061	156
052519 Natural magnesium carbonate & other	35279	292	54721	447
052520 Gypsum;anhydrite plasters	185390	1531	125025	1023
052521 Limestone flux	9148888	75689	8579667	70122

Import payments by countries /commodities Table-3.2 (Contd.)
(Four digit level HS code)

(First two digit section, second two digit chapter and last two digit indicate four digit level commodities)

(Amount in thousand)

HS Code - Countries/Commodities	2024 - 2025		2025 - 2026	
	Amount (BDT)	Amount (USD)	Amount (BDT)	Amount (USD)
052522 Quicklime, slaked lime, hydralic lime	48503	400	112615	920
052523 Portland cement	265	2	53415	439
052524 Asbestos	588	5	14062	115
052525 Mica incl. splitting,mica waste	14481	120	17870	146
052526 Natural steatite; crushed or not crushed	418236	3458	447720	3660
052529 Feldspar,fluorspar, leucite; etc.	1528518	12648	1505051	12302
052530 Mineral substancees n.e.s	25314	209	32043	262
052600 Ores, slag and ash	**6961573**	**57610**	**7706307**	**63010**
052601 Iron ores and concentrates	184	2	3065	25
052606 Aluminium ores & concentrates	5396	44	2993	24
052607 Lead ores and concentrates	869	7	880	7
052608 Zinc ores and concentrates	472	4	103	1
052612 Uranium or thorium ores and concentrates	1839	15		
052615 Niobium,tantalum, zirconium ores			2002	16
052618 Granulated slag from mfg. iron/steel	599430	4971	1224996	10020
052620 Slag, ash and residues	6301086	52135	6442358	52672
052621 Other slag and ash incl. seaweed ash	52295	432	29911	244
052700 Mineral fuels, mineral oils and products of their distillation bituminous substances; mineral waxes	**22300**	**185**	**26096**	**213**
052707 Oils & other products of coal tar	22300	185	26096	213
052700 Mineral fuels, mineral oilsand products of their distillation bituminous substances; mineral waxes	**80124128**	**662346**	**73187997**	**597321**
052701 Coal;briquettes ovoid etc.	5524840	45512	5749054	46947
052702 Lignite, not agglomerated, excluding jet	754	6		
052704 Coke or semi-coke of coal	561126	4648	483178	3951
052706 Tar distilled from coal or lignite	307480	2547	22582	185
052706 Tar distilled from coal,from lignite or from peat, and other mineral tars,whether or not dehydrated or partially distilled,including reconstituted tars			272669	2228
052707 Oils & other products of coal tar	183452	1513	284039	2322
052708 Pitch & pitch coke from coal tar	9890	83	15066	123
052709 Petroleum oils, crude			609	5
052710 Petroleum oils and oils obtained from bituminous minerals,other than crude; preparations not elsewherespecified or included,containing by weight 70% or more of petroleum oils or of oils obtained from bituminous minerals,these oils being the basic constituents of the preparation;waste oils	2259922	18696	2215077	18106
052710 Petroleum oils, refined	70561937	583445	63370133	517089
052711 PETROLEUM GASES AND OTHER GASEOUS HYDROCARBONS			504211	4142
052711 Petroleum gases & other gaseous hydrocarbons	126323	1035	157	1
052712 Petroleum jely;paraffin wax,etc	284684	2352	90500	742
052713 Petro coke,bitumen etc.	285751	2359	157831	1294
052714 Bitumen and asphalt, etc.	4465	37	1477	12
052715 Bituminous mixtures based on natural asphalt	13505	112	21412	175

Import payments by countries /commodities Table-3.2 (Contd.)
(Four digit level HS code)

(First two digit section, second two digit chapter and last two digit indicate four digit level commodities)

(Amount in thousand)

HS Code - Countries/Commodities	2024 - 2025		2025 - 2026	
	Amount (BDT)	Amount (USD)	Amount (BDT)	Amount (USD)
060000 Products of the Chemical or Allied Industries	**134581195**	**1114503**	**132285184**	**1081584**
062800 Inorganic chemicals; organic or inorganic compounds of precious metals, of rare-earth metals, of radioactive elements or of isotopes	**12678527**	**105128**	**10445869**	**85407**
062801 Fluorine, chlorine bromine & iodine.	412	3	945	8
062802 Sulphur	1190	10		
062803 Carbon	1443020	11935	1275453	10438
062804 Hydrogen, rare gases etc.	190956	1580	348152	2845
062805 Alkali, rare earth metals, mercury etc.	15541	128	25702	210
062806 Hydrogen chloride, chlorosulphuric acid	1221	10	36	0
062807 Sulphuric acid, oleum	43591	362	268418	2187
062808 Nitric acid;sulphonitric acids	812	7		
062809 Diphosphorus pentaoxide; phosphoric acid	2743	23	20323	166
062810 Oxides of boron; boric acids	13327	110	5183	42
062811 Other inorganic acids, other inorganic oxygen	669555	5543	579425	4740
062812 Halides & halide oxides of non-metals	31	0	9641	79
062813 Sulphides of non-metals	269	2	547	4
062814 Ammonia anhydrous or aqueous soln	4022	33	5875	48
062815 Sodium or potasium hydroxide	207514	1716	250455	2047
062816 Hydroxide & peroxide magnesium	96319	806	135043	1105
062817 Zinc oxide; zinc peroxide	317534	2623	346877	2836
062818 Artificial corundum, aluminium oxide/hydroxide	359048	2969	352719	2886
062819 Chromium oxides and hydroxide	5592	46	2352	19
062820 Manganese oxides	5949	49	8108	66
062821 Iron oxide & hydroxide	58226	484	41246	338
062822 Cobalt oxides & hydroxides	21511	176	481	4
062823 Titanium oxides	31387	259	61049	500
062824 Lead oxides; red & orange lead	21915	181	32124	262
062825 Hydrazine/hydroxylamine & salt etc.	101164	838	60899	497
062826 Fluorides,fluorosilicates,etc	1065	9	930	8
062827 Chloride/bromide/iodides	145282	1202	199563	1632
062828 Hypochlorites chlorites	1225378	10130	1277831	10447
062829 Chlorat & perchlorat, bromates, iodates etc.	159792	1331	258442	2112
062830 Sulphides; polysulphides	15275	127	2003	16
062831 Dithionites and sulphoxylates	364200	3015	408962	3346
062832 Sulphites; thiosulphates	43438	358	48598	398
062833 Sulphate alums, peroxosulphate	893609	7418	805335	6583
062834 Nitrites; nitrates	20913	172	8816	72
062835 Phosphinates, phosphonates	207832	1722	196144	1604
062836 Carbonates; peroxocarbonates	5238527	43535	2672396	21848
062837 Cyanides,cyanide oxides	8095	68	3861	32
062839 Silicates, commercial alkali metal silicates	175622	1454	142733	1167
062840 Borates; peroxoborates	28971	238	52707	431
062841 Salt of oxometalic or peroxometalic acids	226285	1869	252195	2061
062842 Other salt of inorganic acids/peroxoacids	120871	1004	107293	877

Import payments by countries /commodities Table-3.2 (Contd.)
(Four digit level HS code)

(First two digit section, second two digit chapter and last two digit indicate four digit level commodities)

(Amount in thousand)

HS Code - Countries/Commodities	2024 - 2025		2025 - 2026	
	Amount (BDT)	Amount (USD)	Amount (BDT)	Amount (USD)
062843 Colloidal precious metals, silver/gold compounds	86684	720	68802	561
062846 Compounds inorganic/organic,etc.			61	1
062847 Hydrogen peroxide not solidified urea	17136	142	17742	145
062849 Carbides not chem. defined	22846	188	31067	254
062850 Hydrides,nitrides, azides, silicides,borides etc.	63650	528	59338	486
062852 Inorganic or organic compounds of mercury	207	2		
062853 Phosphides, whether or not chemically defined, excluding ferrophosphorus;	1	0		
062900 Organic chemicals	**43345408**	**359097**	**45870927**	**375018**
062901 Acyclic hydrocarbons	119730	987	108421	885
062902 Cyclic hydrocarbons	91672	760	79899	653
062903 Halogenated derivative of hydrocarbons	509183	4215	569849	4657
062904 Sulphonated nitrated or nitrosated	106272	885	129267	1057
062905 Acyclic alcohol/halogn sulpho,etc	866006	7181	831979	6801
062906 Cyclic alcohol	90751	751	66461	543
062907 Phenols;phenol-alcohols	90736	754	110237	901
062908 Halogenated, sulphonated etc.	41547	345	40832	334
062909 Ether,ether alcohols, etc.	1516632	12583	1659677	13549
062910 Epoxide, epoxyalcohols, etc.	17947	148	11270	92
062911 Acetals & hemiacetals etc.			7	0
062912 Aldehydes	177071	1466	179003	1465
062913 Halogen sulphonated etc.	762	6	311	3
062914 Ketone & quinon etc.	356848	2951	412982	3375
062915 Saturated acyclice,monocarboxilic acid etc.	1409225	11688	1163576	9509
062916 Unsaturated acyclic monocarboxylic acid etc.	267193	2215	303979	2485
062917 Polycarboxylic acids	311655	2583	256160	2096
062918 Carboxylic acids	1587679	13159	2175155	17783
062919 Phosphoric esters and their salts	7027	59	10706	87
062920 Ester of other inorganic acids	329132	2724	367470	3006
062921 Amine function compounds	561833	4671	594281	4857
062922 Oxygen-function amino-compound	1788738	14810	1755329	14356
062923 Qaternary ammonium salts etc.	213094	1763	268894	2198
062924 Carboxyamide amide- func. Comp.	852165	7073	775710	6344
062925 Carboxyimide imine-func. Comp.	542567	4494	547732	4478
062926 Nitrile-function compounds	60168	500	102288	837
062927 Diazo, azo or azoxy-compounds	97606	809	379139	3097
062928 Organic derivative of hydrazine	4039	34	20665	169
062929 Compound w/ other nitrogen func.	17021	142	5268	43
062929 Compound with other nitrogen func.			4814	39
062930 Organo-sulphur compounds	236343	1951	276366	2260
062931 Other, organo-inorganic comp.	181035	1500	171830	1405
062932 Heterocyclic compound w/oxygen	410288	3395	546394	4467
062933 Heterocyclic comp w/nitrogen	13964442	115637	13879764	113496
062934 Nucleic acids & their salts;	2523007	20899	3171325	25921

Import payments by countries /commodities Table-3.2 (Contd.)
(Four digit level HS code)

(First two digit section, second two digit chapter and last two digit indicate four digit level commodities)

(Amount in thousand)

HS Code - Countries/Commodities	2024 - 2025		2025 - 2026	
	Amount (BDT)	Amount (USD)	Amount (BDT)	Amount (USD)
062935 Sulphonamidcs	508788	4205	567215	4638
062936 Provitamins & vitamins etc.	537955	4452	494381	4044
062937 Hormones, prostaglandins etc.	1431707	11903	1870133	15280
062938 Glycosides; and their salts;	100063	826	69997	573
062939 Alkaloids, natural or reproduced by synthesis and their salts, ethers, esters and other derivatives	29928	247	53953	440
062939 Vegetable alkaloids, & their salts;	725238	5999	451010	3687
062940 Sugars , oter than sucrose etc.	103713	857	179329	1467
062941 Antibiotics	9689568	80268	10183949	83270
062942 Other organic compounds	869031	7202	1023916	8370
063000 Pharmaceutical products	**3004858**	**24865**	**2536183**	**20731**
063001 Glands and other organs	5833	48	617	5
063002 Humn & animal blood	1106554	9149	1488646	12166
063003 Medicament consist. two or more mixed,for therapeutic use	118711	984	59844	488
063004 Medicament consist. mixed/unmixed,for therapeutic use	677070	5594	655752	5359
063005 Wadding ,gauze,bandages etc.	194475	1610	181233	1483
063006 Pharmaceutical goods	902215	7480	150092	1230
063100 Fertilisers	**210898**	**1748**	**220868**	**1805**
063101 Animal or vegetable fertilisers			47	0
063102 Mineral or chemical fertilisers, nitrogenous	77341	640	107151	875
063104 Mineralor chemical fertilzers, potassic	123184	1023	108254	885
063105 Mineralor chemical fertilizers cont. nitr,phos,potaas	10373	85	5415	44
063200 Tanning or dyeing extracts; Tannins and their derivatives; Dyes, pigments and other colouring matter; Paints and varnishes; Putty and other mastics; Inks	**38580059**	**319418**	**36122263**	**295356**
063201 Tanning extract of vegetable origin;	43868	362	47306	387
063202 Synthetic organic/ inorganic tanning subs.	448112	3714	555525	4544
063203 Colorng mater veg/ animl orign	1690	14	2611	21
063204 Synthetic organic colouring matter	27439653	227188	25824336	211158
063205 Colour lakes	2647562	21951	2918542	23869
063206 Other Colouring matter;	1308825	10835	1164147	9518
063207 Prepared pigments, opacifiers etc.	1995120	16501	1783773	14577
063208 Paints and varnishes;	1151350	9516	1189657	9727
063209 Other paints and varnishes ;	123981	1025	68630	561
063210 Other paint and varnishes use for finishing leather	58979	486	48915	400
063211 Prepared driers	173331	1434	148362	1213
063212 Pigments dispersed in non-aqueous	476191	3936	437522	3577
063213 Artist student or signbord painters'	92176	765	65445	535
063214 Glaziers putty,grafting putty etc.	159294	1323	146110	1196
063215 Printing ink, writing draw/other ink	2459927	20367	1721380	14074
063300 Essential oils & resinoids; Perfum, cosmetic or toilet preperations	**6513893**	**53885**	**6479985**	**52979**
063301 Essential oils	103637	858	154133	1260
063302 Mix of odoriferous substancees	4116801	34047	4329596	35397

Import payments by countries /commodities Table-3.2 (Contd.)
(Four digit level HS code)

(First two digit section, second two digit chapter and last two digit indicate four digit level commodities)

(Amount in thousand)

HS Code - Countries/Commodities	2024 - 2025		2025 - 2026	
	Amount (BDT)	Amount (USD)	Amount (BDT)	Amount (USD)
063303 Perfumes and toilet waters	23958	198	56967	466
063304 Beauty/make-up/skin preparatin	1250618	10352	787993	6443
063305 Preparations for use on the hair	245390	2028	253983	2076
063306 Preparations for oral/dental hygiene	407845	3378	439192	3591
063307 Pre-shave,shaving/after-shave	365644	3023	458120	3746
063400 Soap, organic surf-active agents, lubricating etc.	**7513420**	**62232**	**7011448**	**57316**
063401 Soap;organic surfac-active prodts & preparations	270599	2241	138340	1132
063402 Organic surfac-active agents	5794826	48012	5448782	44537
063403 Lubricat preparations etc.	852782	7049	787317	6437
063404 Artificial wax & prepared wax	176590	1462	204859	1675
063405 Polish and cream for footwear, furniture etc.	415992	3446	426508	3488
063406 Candles,tapers and the like			15	0
063407 Modelling pastes of plaster	2631	22	5627	46
063500 Albuminoidal substances; modified starches, glues, enzymes	**2937023**	**24277**	**2702757**	**22099**
063501 Casein ,caseinates, casein derivatives	524	4		
063502 Albumin, albuminate, albumin derivatives	17011	139	4325	35
063503 Gelatin & derivatives , isinglass, glues	13247	109	2950	24
063504 Peptones & derivatives, etc.	2836	24	16277	133
063505 Dextrins & other modified starches	617228	5116	455360	3722
063506 Prepared glues & other prep. adhesives	1201029	9946	1214000	9929
063507 Enzymes; prepared enzymes n.e.s	1085149	8939	1009844	8255
063600 Explosives; Pyrotechnic products; Matches; Pyrophoric alloys; certain combustible preperations	**227383**	**1889**	**109374**	**896**
063602 Prepared explosive other than propellent powdr	133310	1103	77972	639
063603 Safety & detonating fuses,caps,igniters,electric detonators	88153	737	25937	212
063606 Fero-cerium, pyrophoric alloys;	5919	50	5464	45
063700 Photographic or cinematographic goods	**80697**	**666**	**81405**	**666**
063701 Photographic plates & film flat etc.	14472	119	16609	136
063702 Photographic film in rolls	5560	46	873	7
063703 Photographic paper, paper board etc.	69	1	50	0
063704 Photographic plates,film etc.	2104	17	3703	30
063705 Photographic plates & film Exposed and Developed, other than Cinematographic film	9	0		
063706 Cinematographic flim	228	2		
063707 Chemical prep. for photographic use	58257	481	60170	492
063800 Miscellaneous chemical products	**19489030**	**161298**	**20704106**	**169313**
063801 Artificial graphite, colloidal etc.	146760	1218	197812	1618
063802 Activated carbon, animal black etc.	1360994	11267	1219547	9973
063803 Tall oil, not refined.	573	5		
063804 Residual lyes from mfg of wood pulp	12049	100	14195	116
063805 Gum, wood/sulphate turpentine etc.	25401	210	36498	298
063806 Rosin & resin acid;and derivatives etc.	34858	289	37784	309
063807 Wood tar/taroils/creosote/naphtha etc.	97	1		

Import payments by countries /commodities Table-3.2 (Contd.)
(Four digit level HS code)

(First two digit section, second two digit chapter and last two digit indicate four digit level commodities)

(Amount in thousand)

HS Code - Countries/Commodities	2024 - 2025		2025 - 2026	
	Amount (BDT)	Amount (USD)	Amount (BDT)	Amount (USD)
063808 Insecticides, rodenticides etc.	9143779	75637	10057380	82252
063809 Finishing agents,dye carriers etc.	2226138	18427	2266997	18537
063810 Pickling preparations for metal surfaces etc.	248664	2067	205640	1681
063811 Anti-knock prep, oxidation inhibitors etc.	385429	3183	514064	4203
063812 Prepared rubber accelerators;	215241	1803	443637	3624
063812 Prepared rubber accelerators;compounds plasticisersfor rubber or plastics,notelsewhere specified or included;antioxidising preparations and other compound stabilisers for rubber or plastics	711847	5896	540075	4420
063813 Prep & charges fire-extinguisher	14687	122	12931	106
063814 Organic composites solvents & thinners	236335	1958	273739	2238
063815 Reaction initiator & accelerators	25568	211	21160	173
063816 Refractory cements, mortars etc.	931274	7702	734691	6008
063817 Mixed alkylbenzenes and mixed alkylnaphthalenes,other than those of heading 27.07 or 29.02			53041	432
063819 Hydraulic brake fluids	30566	253	27398	224
063820 Anti-freezing preparations	33574	277	94662	774
063821 Prepared culture media	85603	711	79660	651
063822 Diagnostic or laboratory reagents	284833	2363	503472	4119
063823 Industrial monocarboxylic fatty acids;	109405	905	123703	1012
063824 Prepared binders for foundry moulds;	3221972	26666	3245270	26539
063825 Residual products of chemical/allied ind.			384	3
063827 Mixtures containing halogenated derivatives of methane, ethane or propane, nes or included	3381	28	367	3
060000 Products of the chemical or allied industries	**44302**	**366**	**21551**	**176**
063400 Soap, organic surf-active agents, lubricating etc.	**44302**	**366**	**21551**	**176**
063402 Organic surfac-active agents	44302	366	21551	176
070000 Plastics & Rubber Articles Thereof	**45911529**	**380022**	**41472000**	**339079**
073900 Plastics and articles thereof	**29918069**	**247787**	**24189906**	**197756**
073901 Polymers of ethylene, in primary forms	4278889	35484	1706414	13960
073902 Polymers/ propylen/olefin in primary forms	4112727	34172	1548954	12663
073903 Polymers of styrenein in primary forms	1258712	10416	664199	5435
073904 Polymers of vinyl chloride etc. in primary	225923	1873	299827	2450
073905 Polymers of vinyl acetate/ester in primary	205038	1700	255457	2089
073906 Acrylic polymers in primry forms	2254505	18672	1598843	13072
073907 Polyacetals in primary forms	1984446	16415	4281310	34995
073907 Polyacetals,other polyethers and epoxide resins,in primary forms;polycarbonates,alkyd resins,polyallylesters and other polyesters,in primary forms	2284481	18886	819847	6692
073908 Polyamides in primary forms	164465	1365	150694	1232
073909 Amino-resins, in primary forms	1100835	9108	1287464	10523
073909 Amino-resins, phenolic resins and polyurethanes, in primary forms	626067	5169	403649	3302
073910 Silicons in primary forms	1176114	9755	1133306	9265
073911 Petroleum resins, in primary forms	67882	561	51383	421
073912 Cellulose & chemical dertives in primary	711075	5903	796992	6516
073913 Natural polymers, in primary forms	86162	715	130393	1067

Import payments by countries /commodities Table-3.2 (Contd.)
(Four digit level HS code)

(First two digit section, second two digit chapter and last two digit indicate four digit level commodities)

(Amount in thousand)

HS Code - Countries/Commodities	2024 - 2025		2025 - 2026	
	Amount (BDT)	Amount (USD)	Amount (BDT)	Amount (USD)
073914 Ion-exchangers based polymr primay	69537	579	75466	617
073916 Monofilament , of plastics	206606	1711	218342	1785
073917 Tube, pipe & hoses etc of plastics	225923	1881	183299	1498
073918 Floor coverings of plastics	4514	37	4395	36
073919 Self-adhesive, plates, sheets etc of plastics	2831476	23391	3013591	24629
073920 Other plates,sheets,etc of plastic, non-cellular	3796961	31407	3199755	26155
073921 Other Plates, sheets etc. of plastics	648176	5360	914728	7484
073922 Baths,shower-baths, wash-basin etc.	8295	69	7465	61
073923 Artilces for the conveyance	1001918	8299	851961	6967
073924 Tableware, kitchenware, of plastics	13230	110	6888	56
073925 Builders' wares of plastics n.e.s	18182	150	11637	95
073926 Other plastics & articles	536348	4433	542347	4434
073926 other articles of plastics and articles of other materials of heading Nos. 39.01 to 39.14	19578	164	31301	256
074000 Rubber and articles thereof	**15993460**	**132234**	**17282094**	**141323**
074001 Natural rubber, balata etc.	15615	129	1750	14
074002 Synthetic rub/factice deriv from oil	1117917	9221	1154902	9449
074003 Reclaimed rub in primary form	119067	984	190452	1558
074004 Waste, parings & srap etc. of rubber	7797	65	12256	100
074005 Compound rubber, in primry form	68154	562	81898	669
074006 Other forms & article of rubber	21317	177	490	4
074007 Vulcanised rubber thread & cord	50107	416	134168	1095
074008 Plates, sheets etc. of vulcan rubber	98269	815	66494	544
074009 Tubes pipes & hoses etc.	140355	1161	155021	1268
074010 Conveyor/transmisions belts of rub	139226	1151	267514	2184
074011 New pneumatic tyres, of rubber	10489858	86796	10754367	87934
074011 New pneumatic tyres,of rubber	885851	7339	988911	8092
074012 Retreaded/use pneumatic tyres	40371	333	49246	403
074013 Inner tubes, of rubber	59771	495	82230	673
074014 Hygienic/pharmaceutical articles of rub	136234	1133	247682	2028
074015 Articles of apparel & clothing accessories etc.	152708	1263	243218	1988
074016 Other articles of vulcanised rubber	2426144	19987	2821206	23072
074017 Hard rubber in all forms	24699	205	30288	248
080000 Raw Hides and Skins, Leather and Articles Thereof; Saddlery and Harness; Travel Goods, Handbags nad Similar Containers; Articles of Animal Gut	**1078723**	**8908**	**1120378**	**9159**
084100 Raw hides and skins and leather	**1018890**	**8413**	**1084799**	**8868**
084104 Tanned or crust hides & skins of bovine	101724	831	39327	321
084107 Leather further prepared aft tann,of bovine	719197	5942	879423	7190
084112 Leather fur prepared aft tann, of sheep/lamb	71007	589	54877	449
084113 Leatrer fur prepared aft tann, other animals	123779	1026	110361	902
084115 Composition leather with basis of leather fibre	3183	26	812	7
084200 Articles of leather; saddlery and harness, travel goods, handbags and similar containers; articles of animal gut	**53472**	**442**	**33735**	**276**

Import payments by countries /commodities Table-3.2 (Contd.)
(Four digit level HS code)

(First two digit section, second two digit chapter and last two digit indicate four digit level commodities)

(Amount in thousand)

HS Code - Countries/Commodities	2024 - 2025		2025 - 2026	
	Amount (BDT)	Amount (USD)	Amount (BDT)	Amount (USD)
084201 Saddlery & harness,any animal			87	1
084202 Trunks, suit-case, vanity-case etc.	14515	120	9596	78
084203 Articles/ composition of leather	36984	306	21248	174
084205 Other articles/ composition of leather	1785	15	875	7
084206 Articles of gut not silk-worm gut	187	2	1928	16
084300 Furskins and artificial fur, manufactures thereof	**6362**	**53**	**1844**	**15**
084302 Tanned or dressed furskins heads, tails etc.	2063	17	1251	10
084304 Artificial fur & articles thereof	4299	36	592	5
090000 Wood and Articles of Wood; Wood Charcoal; Cork and Articles of Cork; Manufactures of Straw, of Esparto or Other Plaiting Materials; Basketware & Wickerwork	**487389**	**4034**	**458792**	**3751**
094400 Wood and articles of wood; wood charcoal	**468746**	**3880**	**405191**	**3313**
094401 Fuel wood, in log,in billet,etc	13	0		
094402 Wood charcoal	2	0	8	0
094404 Hoopwood; spilt pole; pile etc.	307	3		
094407 Wood sawn/chipped lengthwise sliced etc.	2261	19		
094408 Sheets for veneering	420313	3478	380486	3111
094409 Wood coniferous/non-coniferous	9399	77		
094410 Particles & similar board	3083	26		
094411 Fibreboard of wood	4763	40		
094412 Plywod veneered panels	10158	84	1773	15
094413 Densified wood ,in blocks plates etc.	9292	77	15781	129
094415 Packing cases, boxes crates,etc. of wood	2458	20	892	7
094417 Tools,tool bodies,etc of wood	2222	19		
094418 Builders joinery & carpentry of wood	1683	14	669	5
094419 Tableware & kitchenware of wood	149	1	46	0
094420 Wood marquetry & inlaid wood	1379	11	19	0
094421 Other articles of wood	1263	10	5516	45
094500 Cork and articles of cork	**15757**	**130**	**26585**	**218**
094501 Natural cork ,raw or simply prepared	3855	32	6669	55
094502 Natural cork debacked/roughly squared	108	1	299	2
094503 Articles of natural cork	82	1	2	0
094504 Agglomerated cork and articlese	11713	97	19614	161
094600 Manufactures of straw, of esparto or of other plaiting materials; Basketware and wickerwork	**2886**	**24**	**27016**	**220**
094601 Plaits & similar products of plaiting materials	2164	18	27016	220
094602 Basketwork, wickerwork &other	722	6		
100000 Pulp of wood or of other fibrous cellulosic material; recovered (waste and scrap) paper or paperboard; paper and paperboard and articles thereof	**10841638**	**89716**	**10483370**	**85709**
104700 Pulp of wood or of other fibrous cellulosic meterial; Recovered (Waste and scrap) paper or paperboard	**5144**	**43**	**6875**	**56**
104706 Pulps of fibres derived from recovered	5144	43	6875	56
104800 Paper and paperboard; articles of paper pulp, of paper or of paperboard	**10595667**	**87673**	**10151991**	**82999**

Import payments by countries /commodities Table-3.2 (Contd.)
(Four digit level HS code)

(First two digit section, second two digit chapter and last two digit indicate four digit level commodities)

(Amount in thousand)

HS Code - Countries/Commodities	2024 - 2025		2025 - 2026	
	Amount (BDT)	Amount (USD)	Amount (BDT)	Amount (USD)
104801 Newsprint, in rolls or sheets			1598	13
104802 Uncoated paper and paper board	121390	1006	109269	893
104803 Toilet or facial tissue stock, towel/napkin etc.	4309	35	735	6
104804 Uncoated craft paper & paperboard	332972	2758	292491	2390
104805 Other uncoated paper/paprboard	1288646	10700	1091397	8920
104806 Vegetable parchment greaseproof paper etc.	30560	252	13760	112
104807 Composite paper and paperboard	11833	97		
104808 Paper & paprboard, corrugated, creped,etc.	8858	74	372	3
104809 Carbon paper, not printed, in rolls/sheets	19350	159	4602	38
104810 Paper and paperboard,coated	5508560	45516	5347969	43726
104811 Paper, paperboard, cellulose wadding etc.	2149874	17816	2229384	18227
104812 Filter blocks, slabs& plates of paper pulp	163	1		
104813 Cigarette paper not cut to size			23	0
104814 Walpaper & similar wall coverings;	597	5	1181	10
104816 Carbon paper, not put up in boxes	1826	15	1904	16
104817 Envelopes,letter cards, plain post card etc.			79	1
104818 Toilet paper & similar paper etc.	9099	76	2579	21
104819 Cartons, boxes, cases, bags of paper	422630	3498	463039	3784
104820 Registers, a/c books,note books, etc	1552	13	320	3
104821 Paper/board labels of all kind	308761	2553	331914	2715
104821 Paper/board labels of all kind Whether or nor printed	124834	1031	76375	625
104822 Bobbins, spools, cops etc. of paper/ pulp	73516	610	34331	281
104823 Other paper/board cellulose wadding etc.	176337	1458	148669	1217
104900 Printed books, newspapers, pictures etc.	**240827**	**2000**	**324505**	**2655**
104901 Printed book,brochures,leaflets etc.	196745	1634	251606	2058
104902 Newspapers,journals & periodicals	305	2	160	1
104903 Children's picture, colouring books	2738	23	1536	13
104905 Maps & hydrographic of all kinds	178	2	30	0
104907 Unused postage,revenue stamps etc	3231	26	6432	53
104908 Transfers (decalcomanias)	6920	58	28242	231
104909 Printed or illustrated postcards			5	0
104910 Calendars of any kind, printed			11	0
104911 Other printed mattrer	30712	254	36483	298
110000 Textiles & Textile Articles	**373903295**	**3093200**	**325696435**	**2663322**
115000 Silk	**7030**	**58**	**9078**	**74**
115002 Raw silk (not thrown)	444	4	346	3
115003 Silk waste	6585	54	8732	71
115100 Wool, fine or coarse animal hair; woven fabric	**282688**	**2341**	**356171**	**2913**
115101 Wool not carded or combed			2639	22
115102 Fine/coarse animal hair not carded or combed	733	6		
115105 Wool & fine/coarse hair, carded or combed	189	2		
115106 Yarn of carded wool not retail sale	265	2	651	5
115107 Yarn of combed wool not retail sale	51911	432	143148	1173

Import payments by countries /commodities Table-3.2 (Contd.)
(Four digit level HS code)

(First two digit section, second two digit chapter and last two digit indicate four digit level commodities)

(Amount in thousand)

HS Code - Countries/Commodities	2024 - 2025		2025 - 2026	
	Amount (BDT)	Amount (USD)	Amount (BDT)	Amount (USD)
115109 Yarn of wool/fine animl hair for retail sale	8112	67	269	2
115111 Woven fabrics of carded wool/fine animal hair	8372	70	6998	57
115112 Woven fabrics combed wool/fine animal hair	213107	1762	202467	1653
115200 Cotton	**327663673**	**2710468**	**283112265**	**2315179**
115201 Cotton not carded or combed	67102127	555168	50247141	410796
115202 Cotton waste	515327	4250	290689	2375
115203 Cotton carded or combed	3520185	29292	768150	6281
115204 Cotton sewing thread	146379	1218	69184	566
115205 Cotton yarn , cont 85%+ weg cotton	195802271	1619530	171818122	1405257
115206 Cotton yarn, less than 85% weg cotton	8433121	69881	8405714	68734
115207 Cotton yarn other than sewing thread	195418	1624	47575	389
115208 Woven fabrics of cotton ,>= weg 85%+ , 200g/m.sq.	15964157	132060	15410385	125981
115209 Woven fabrics of cotton ,>= weg 85%+ , > 200g/m.sq.	26102145	215759	26188490	214119
115210 Woven fabrics of cotton ,> weg 85%+ , 200g/m.sq.	2653184	21901	1955880	15977
115211 Woven fabrics of cotton ,> weg 85%+ , > 200g/m.sq.	6847535	56658	7459222	60999
115212 Other woven fabrics of cotton	381823	3127	451713	3704
115300 Other vegetable textile fibres; paper yarn etc.	**2366440**	**19591**	**2132262**	**17421**
115301 Flax raw/processed but not spun	104602	868	114192	933
115302 True hemp raw/processed but not spun	357	3	6450	53
115303 Jute & other textile fibres	1229	10	9105	75
115305 Coconut, abaca,& other veg tex fibres	3241	27	6096	50
115306 Flax yarn	711721	5921	180771	1476
115307 Yarn of jute			592	5
115308 Yarn ot veg text fbr, paper yrn	18338	151	1833	15
115309 Woven fabrics of flax	1526951	12611	1813223	14815
115400 Man-made filaments	**12006207**	**99429**	**12237423**	**100061**
115401 Sewing thread of man-made filaments	750041	6216	524120	4288
115402 Synthetic filament yarn	6015579	49876	4642172	37956
115403 Artificial filment yarn	1066164	8828	967842	7914
115404 Synthetic monofilament	11855	98	20674	169
115406 Man-made filament yarn			2821	23
115407 Woven fabrics of synthetic filament yrn	4085876	33777	5923830	48434
115408 Woven fabrics of art fila yrn	76692	633	155964	1278
115500 Man-made staple fibres	**14402718**	**119256**	**11146879**	**91118**
115503 Synthetic stable fibres, not carded, combed	1771575	14653	479724	3922
115504 Artificial staple fibres, not carded, combed	881630	7348	706974	5781
115506 Synthetic staple fibres, carded, combed	214312	1776	105956	867
115507 Artificial staple fibres, carded, combed	461	4		
115508 Sewing thread man-made staple fibres	25689	212	20178	165
115509 Yarn synthetic staple fibres	1528955	12693	1160814	9491
115510 Yarn of artificial staple fibres	2242044	18543	1905591	15585
115511 Yarn man made staple fibres	251808	2099	10243	83

Import payments by countries /commodities Table-3.2 (Contd.)
(Four digit level HS code)

(First two digit section, second two digit chapter and last two digit indicate four digit level commodities)

(Amount in thousand)

HS Code - Countries/Commodities	2024 - 2025		2025 - 2026	
	Amount (BDT)	Amount (USD)	Amount (BDT)	Amount (USD)
115512 Woven fabrics of synth stap fibres, cont > 85%	110474	909	118270	969
115513 Woven fabrics of synth stap fibres, weg 170 g/m.sq.	376827	3117	154541	1263
115514 Woven fabrics of synth stap fibres, weg > 170 g/m.sq.	99741	825	134237	1096
115515 Other woven fab Synthetic stap fibres	4931838	40766	4936836	40348
115516 Woven fabrics artificial staple fibres	1967363	16310	1413515	11549
115600 Wadding, felt and nonwovens; special yarns etc.	**700281**	**5807**	**830646**	**6788**
115601 Wadding text mterials fibre & articles	56984	468	137523	1124
115602 Felt, coated,covered/laminated	9583	79	49573	405
115603 Nonwovens, coated,covered/laminated	270700	2253	281450	2299
115604 Rubber thread cord, textile covered,etc	39457	327	16096	131
115605 Metalised yarn	173173	1434	108866	889
115606 Gimped yarn	10332	85	6176	51
115607 Twine, cordage, cbles etc.	72261	599	161112	1317
115608 Knotted netting of twine, cordage etc	43329	359	35164	287
115609 Artificial yarn, strip, twine etc. n.e.s.	24463	202	34686	284
115700 Carpets and other textile floor coverings	**432**	**4**	**12040**	**99**
115701 Carpets & other text floor coverings ,knotted	90	1	26	0
115702 Carpets & other text floor coverings ,woven	1	0	1228	10
115703 Carpets & other text floor coverings ,tuffed	302	3	135	1
115704 Carpets & other text floor coverings ,felt			5200	43
115705 Other carpets & other text floor coverings	39	0	5452	45
115800 Special woven fabrics; tufted text. Fabrics; lace; tapestries; trimmings; embroidery	**3458137**	**28606**	**3263029**	**26684**
115801 Woven pile & chenille fabrics	1040621	8616	1140402	9322
115803 Gauze other than narrow fabrics	6749	55	12703	104
115804 Tulles & other net fabrics	253504	2087	315405	2578
115805 Hand-wovn tapestries type gobelins	936	8		
115806 Narrow woven fabrics	1876312	15528	1447598	11844
115807 Labeles, badges & similar articles text	152120	1258	175724	1437
115808 Braids in the pieces etc.	835	7	3327	27
115809 Woven fabrics metal thread	267	2		
115810 Embroidery in the piece, in strips	112258	925	145153	1186
115811 Quilted text. Prodt. in piece, composed	14536	120	22717	185
115900 Impregnated, coated, covered textile fabrics etc.	**1360701**	**11261**	**1179995**	**9649**
115901 Textile fabrics coated with gum	4108	34	979	8
115902 Tyre cord fabrics	44922	376	18478	151
115903 Tex fabrics impregnated,coated etc	863892	7148	754634	6171
115906 Rubberised text fabrics	47031	388	46975	384
115907 Text fabrics otherwise impregnated, coated etc	20650	171	6640	54
115909 Text hosepiping & similr tex tubing	296	2	159	1
115910 Transmission/conveyor belts, of text mtrl	41857	345	61583	504
115911 Text products & artcles	337945	2796	290547	2376
116000 Knitted or crocheted fabrics	**10692457**	**88426**	**10076146**	**82374**

Import payments by countries /commodities Table-3.2 (Contd.)
(Four digit level HS code)

(First two digit section, second two digit chapter and last two digit indicate four digit level commodities)

(Amount in thousand)

HS Code - Countries/Commodities	2024 - 2025		2025 - 2026	
	Amount (BDT)	Amount (USD)	Amount (BDT)	Amount (USD)
116001 Pile fabrics	537734	4439	715592	5848
116002 Knitted or crochetd fabrics, wegt 5%+ of rub. thread	48518	402	50876	415
116003 Knitted or crochetd fabrics, not exd.30 cm	1303	11		
116004 Knitted or crochetd fabrics, exd.30 cm	2590365	21465	3004062	24566
116005 Wrap knit fabrics	192607	1585	136653	1117
116006 Other knitted or crochet fabrics	7321929	60524	6168962	50428
116100 Articles of apparel & cloth accessories, knitted/crocheted	**114114**	**947**	**112876**	**923**
116101 Men/boys overcoats, car-coat etc	473	4	35	0
116103 Men/boys suits, jakets etc	7122	59	5238	43
116104 Women/girls suits, jacket etc	652	5	21013	172
116105 Men/boys shirts knitted/crochetd	577	5	144	1
116106 Women/girls blouses, shirts etc	314	3	45	0
116107 Men/boys underpants, briefs, gowns etc.	3951	33	5558	45
116108 Women/girls slips petticoats, briefs etc	115	1	282	2
116109 T-shirt singlets & other vests	23185	192	20111	165
116110 Jerseys, pullovers,cardigans etc.	5268	44	9038	74
116111 Babies garment & cloth accessories	7487	62	165	1
116112 Track suits, ski suit & swimwear	33	0	80	1
116115 Panty, hose, tights, socks etc.	1243	10	721	6
116116 Gloves, mittens & mitts	538	4	1763	14
116117 Other made up clothing accessories	63157	525	48683	398
116200 Articles of apparel & cloth accessories, not knitted/crocheted	**758005**	**6261**	**1109510**	**9073**
116201 Men/boys overcoats, car-coat etc	137	1	3306	27
116202 Women/girls over-cat,car-coat etc	8744	73	92	1
116203 Men/boys suits, jakets etc	37069	305	68095	557
116204 Women/girls suits, jacket etc	311241	2566	624867	5109
116205 Men/boys shirts not knitted/crochetd	7310	60	7241	59
116206 Women/girls blouses, shirts etc	977	8	3997	33
116207 Men/boys singlets & vest, slips etc	17705	146	10352	85
116208 Womn/girls singlets & other vest, slips etc.	12423	102	16334	134
116209 Babies garments & clothing acesories	60293	496	45428	371
116210 Garment, made up of fabrics	6198	51	8812	72
116211 Track suits,ski-suits, swimwear etc	108	1	2160	18
116212 Brassieres, girdels, corsets etc	4350	36	4699	38
116213 Handkerchiefs	172	1	351	3
116214 Shawis, scarves, muflers etc	57733	481	97071	795
116215 Ties, bow ties and cravats	5283	45	2213	18
116216 Gloves, mittens & mitts			3	0
116217 Other made up cloth acesor & parts of garmt	228262	1890	214490	1754
116300 Other made up textile articles; sets; worn clothing and worn textile articles; rags	**90412**	**747**	**118115**	**966**
116301 Blankets and traveling rugs	8131	68		
116302 Bed, table, toilet & kitchen linen	43646	361	42350	346
116303 Curtans & interior blinds etc	557	5	881	7
116304 Other furnishing artcles	5406	45	14371	117

Import payments by countries /commodities Table-3.2 (Contd.)
(Four digit level HS code)

(First two digit section, second two digit chapter and last two digit indicate four digit level commodities)

(Amount in thousand)

HS Code - Countries/Commodities	2024 - 2025		2025 - 2026	
	Amount (BDT)	Amount (USD)	Amount (BDT)	Amount (USD)
116305 Sacks & bags use for packing goods	41	0	229	2
116306 Tarpaulins,tents, sails etc			212	2
116307 Other made up articles incl dress patterns	32631	268	60071	491
120000 Footwear,Hradgear, Umbrellas, Sun Umbrellas, Walking Sticks, Seat-Sticks, Whips, Riding-Crops and Parts Thereof Etc	**1266641**	**10477**	**1568089**	**12804**
126400 Footwear, gaiters and the like; parts of such articles	**481661**	**3983**	**357032**	**2921**
126401 Waterproof footwear	3613	30	7347	60
126402 Other footwear, outer soles & uppers rubber	1641	14	1050	9
126403 Footwear with soles of rubber, plastics etc.	36264	300	23502	192
126404 Footwear outer soles rubr/lathr etc	10391	85	3251	27
126405 Other footwear	6147	51	4176	34
126406 Parts of footwear	423605	3504	317706	2600
126500 Headgear and parts thereof	**214113**	**1769**	**232741**	**1904**
126501 Hat-forms, hat bodies & hoods of felt etc	6471	54	5393	44
126502 Hat-shapes			137	1
126504 Hats and other headgear, not lined	59	0	7	0
126505 Hat and other headgear knitted/croched	3207	27	6386	52
126506 Other headgear, not lined	195495	1615	217755	1781
126507 Head-bands, linings, covers etc	8881	73	3064	25
126600 Umbrellas, sun umbrellas, walking-sticks, seat-sticks, whips, riding-crops and parts thereof	**63**	**1**	**2171**	**18**
126601 Umbrella and sun umbrellas, etc			1	0
126603 Parts, trimmings & accessories	63	1	2169	18
126700 Prepared feathers and down and articles made of feathers; artificila flowers; articles of human hair	**570804**	**4724**	**976146**	**7962**
126701 Skins and other parts of birds	10	0	423	3
126702 Artificial flowers folige etc.	1944	16	7229	59
126703 Humn hair, dressed, thinned etc.	568581	4706	966012	7879
126704 Wigs, false beards, eyebrows etc.	270	2	2482	20
130000 Articles of Stone, Plaster, Cement, Asbestos, Mica or Similar Materials; Ceramic Products; Glass and Glassware	**3248615**	**26916**	**2862461**	**23411**
136800 Articles of stone, plaster, asbestos, mica etc.	**697412**	**5781**	**663242**	**5425**
136802 Worked monumental buildg stone etc.	124067	1028	80060	655
136803 Worked slate & articlese of slate			110	1
136804 Millstone, grindstone, grinding wheel etc.	115550	958	84424	691
136805 Natural/art abrasive powder/grain	12974	106	8742	71
136806 Slag wool, rock wool etc.	87749	731	83324	682
136807 Articles asphalt/smilr materials	31670	263	24908	204
136808 Panels, boards, tiles, blocks etc.	43613	363	28720	235
136809 Articles plaster/compositions			2279	19
136810 Articles cement, concrete etc.	315	3	9585	78
136811 Articles asbestos-cement,cellulose, etc.	20638	172	2781	23
136812 Fabricated asbestos fibres	18379	151	18965	155
136813 Friction material & articles	225925	1869	294119	2406
136814 Worked mica and articles of mica	12454	103	10977	90

Import payments by countries /commodities Table-3.2 (Contd.)
(Four digit level HS code)

(First two digit section, second two digit chapter and last two digit indicate four digit level commodities)

(Amount in thousand)

HS Code - Countries/Commodities	2024 - 2025		2025 - 2026	
	Amount (BDT)	Amount (USD)	Amount (BDT)	Amount (USD)
136815 Articles of stone/other mineral lsubs	4079	34	14250	116
136900 Ceramic products	**966471**	**8004**	**926712**	**7579**
136901 Bricks, blocks, tiles etc.			7	0
136902 Refractory bricks, blocks, tiles etc.	223201	1852	208466	1705
136903 Other refractory ceramic goods	558062	4623	443123	3625
136905 Roofing tiles, chimney-pots etc.	101	1		
136907 Unglazed ceramic flags, wall tiles etc.	140790	1163	216953	1773
136909 Ceramic wares for lab, chemical uses etc.	30870	255	42195	345
136910 Ceramic sinks, wash basins etc.	11047	91	15004	123
136914 Other ceramic articles	2400	20	965	8
137000 Glass and glassware	**1584733**	**13130**	**1272506**	**10407**
137001 Cullet & other waste & scrap of glass etc.	76020	631	76875	628
137002 Glass in balls,rods, unworked	108023	898	148098	1210
137003 Cast glass, rolled glass, etc.	15386	128	13356	109
137005 Float glass, polished glass, etc.	22355	185	28881	236
137007 Safety glass, laminated glass, etc.	67612	562	41125	337
137008 Mltiple-walled insulating units of glass	77636	648	22215	182
137009 Glass mirrors, rear-view mirrors	756097	6257	484821	3968
137010 Carboys, bottles, flasks, jar etc.	225778	1870	184553	1509
137011 Glass envelopes, open & glass parts etc.			166	1
137013 Glassware of table, kitchn, toilt etc.	72	1	14083	115
137015 Clock/watch glasses etc.			116	1
137016 Paving blocks, slabs, bricks, tiles etc.	1676	14	4132	34
137017 Lab,hygnic/pharmaceautical glassware	51382	426	50021	409
137018 Glass beads imitation pearls etc.	139625	1154	163859	1338
137019 Glass fibres & articles;	42649	353	38868	318
137020 Other articles of glass	423	4	1338	11
140000 Natural or Cultured Pearls, Precious or Semiprecious Stones, Precious Metals, Metals Clad with Precious Metal and Articles Thereof; Imitation Jewellery; Coin	**173185**	**1434**	**458746**	**3747**
147100 Natural or Cultured Pearls, Precious or Semiprecious Stones, Precious Metals, Metals Clad with Precious Metal and Articles Thereof; Imitation Jewellery; Coin	**173185**	**1434**	**458746**	**3747**
147103 Precious & semi-precious stone	42	0		
147105 Dust & powder of precious & semi-precious stone	161	1	7	0
147106 Silver unwrought, in powder form	1128	9		
147110 Platinum, unwrought, in powder form	227	2		
147112 Waste and scrap of precious metal or of metal clad			6	0
147113 Articles of jwellry & parts threof	46	0	518	4
147115 Other articles of precious metals	159	1		
147117 Imitation jewellery	171421	1419	458214	3743
150000 Base Metals & Articles of Base Metal	**86704897**	**716758**	**65286491**	**534195**
157200 Iron and Steel	**26338324**	**218122**	**21193942**	**173372**
157201 Pig iron , in primary form	1506078	12360	1505888	12364
157202 Ferro-alloys	4003460	33206	3653474	29887

Import payments by countries /commodities Table-3.2 (Contd.)
(Four digit level HS code)

(First two digit section, second two digit chapter and last two digit indicate four digit level commodities)

(Amount in thousand)

HS Code - Countries/Commodities	2024 - 2025		2025 - 2026	
	Amount (BDT)	Amount (USD)	Amount (BDT)	Amount (USD)
157203 Ferrous products	14982858	124032	11076343	90579
157204 Ferrous waste & scrap			25761	210
157205 Granules & powder, of pig iron	30330	251	40294	330
157206 Iron & non-alloy steel in ingots	1579	13	716	6
157207 Semi-finished products of iron			1845	15
157208 Flat-rolled prodt, >= width 600 mm, hot-rolled	116458	964	213386	1745
157209 Flat-rolled prodt, >= width 600 mm, cold-rolled	163607	1359	98063	801
157210 Flat-rolled prodt, >= width 600 mm, clad,plated	256559	2137	115749	947
157211 Flat-rolled prodt, width 600 mm,not clad,plated	313840	2599	255562	2090
157212 Flat-rolled prodt, width 600 mm, clad,plated	114945	951	138236	1130
157213 Bars & rods, hot-rolled, of iron	2103555	17519	1620039	13239
157214 Other bars & rods, hot-rolled, of iron	6330	52	3207	26
157215 Other bars & rods, cold formed, of iron	22128	183	49802	407
157216 Angles,shpes & sections of iron	116840	979	43097	352
157217 Wire of iron or non-aloy steel	330867	2745	159636	1305
157219 Flat-rolled prodt of stainless steel >= width 600mm	5931	49	5870	48
157220 Flat-rolled prodt of stainless steel width 600mm	364806	3017	246836	2019
157221 Bars & rods, of stainless steel	64	1		
157222 Other bars & rods, of stainless steel	237173	1960	225271	1842
157223 Wire of stainless steel	59005	489	53540	438
157224 Other alloy steel,in primary form	69	1		
157225 Flat-rolled prodt, of other alloy steel >= width 600mm	689563	5697	789706	6457
157226 Flat-rolled prodt, of other alloy steel width 600mm	229538	1908	135357	1107
157227 Bars & rods, of other alloy steel	14145	117	15183	124
157228 Other bars & rods, of other alloy steel	667601	5525	719815	5892
157229 Wire of other alloy steel	996	8	1266	10
157300 Articles of Iron and Steel	**20221510**	**166888**	**15039016**	**123229**
157301 Sheet piling of iron / steel	313924	2578	61929	507
157302 Railway or tramway track,of iron /steel	30844	256	144451	1178
157303 Tubes, pipes etc. of cast iron	83940	711	2123	17
157304 Tubes, pipes etc. other than cast iron	372064	3063	262812	2151
157305 Other tubes, pipes, having circular cross-sections	6681933	54845	5959138	48903
157306 Other tubes, pipes & hollow profiles	521251	4288	688802	5628
157307 Tubes/ pipes fittings of iron / steel	461155	3807	452799	3708
157308 Structures & parts of structures	6310663	52260	2638094	21629
157309 Reservoirs, tanks, vats etc.	95466	788	14260	117
157310 Tanks, casks, drums etc.	218277	1787	571894	4673
157311 Containers for compressed	308356	2548	549480	4508
157312 Stranded wire, ropes, cables etc.	254095	2127	65887	539
157314 Wire,expanded metal of iron / steel	32689	270	24582	201
157315 Chain and parts, of iron/steel	1388213	11451	1404250	11491

Import payments by countries /commodities Table-3.2 (Contd.)
(Four digit level HS code)

(First two digit section, second two digit chapter and last two digit indicate four digit level commodities)

(Amount in thousand)

HS Code - Countries/Commodities	2024 - 2025		2025 - 2026	
	Amount (BDT)	Amount (USD)	Amount (BDT)	Amount (USD)
157316 Anchors, grapnels,parts	4996	42	33924	278
157317 Nails,tacks,drawing pins etc.	5405	45	984	8
157318 Screws,bolts,nuts, etc.	2031241	16820	1309851	10714
157319 Sewing/knitting needles, etc.	54989	461	11243	92
157320 Springs &leaves for springs	137433	1137	230073	1879
157321 Stoves, ranges,cookers etc.	4595	38	8051	66
157322 Radiators for central heating	915	8	701	6
157323 Table,kitchen articlese,of iron	207282	1706	311953	2551
157324 Sanitary ware & parts, of iron/ steel	31326	262	19057	156
157325 Other cast articles,of iron or stl	168822	1399	136083	1112
157326 Other articles of iron or steel	501635	4191	136596	1116
157400 Copper and Articles Thereof	**2174372**	**18052**	**2166590**	**17695**
157402 Unrefined, copper anodes	1813	15		
157403 Reifned ,coper alloys.	13414	112	13849	113
157406 Copper powder and flakes			1	0
157407 Copper bars,rods refined profiles	20514	168	57475	469
157408 Copper wire	153936	1280	373542	3051
157409 Copper plates, sheets & strip	20943	174	35503	290
157410 Copper foil, backed/not backed	276	2	3179	26
157411 Copper tubes and pipes	1107219	9223	52964	432
157412 Copper tube or pipe fittings	53637	441	136694	1117
157413 Stranded wire, cables etc.of copper	630387	5215	1262445	10309
157415 Nails, tacks, drawing pins, of copper etc.	101887	840	152412	1246
157418 Table, kitchen articlese, of copper	4517	37	9447	77
157419 Other articles of copper	65831	544	69078	564
157500 Nickel and Articles Thereof	**65100**	**542**	**82679**	**678**
157502 Unwrought nickel	34717	288	21200	174
157504 Nickel powders and flakes	73	1		
157505 Nickel bars, rods, profile & wire	1475	12	6968	57
157506 Nickel plates, sheets, strip & foil	5100	43	1049	9
157508 Other articles of nickel	23735	199	53463	438
157600 Aluminium and Articles Thereof	**22787824**	**188347**	**16433896**	**134457**
157601 Unwrought aluminium	14183148	117292	10060854	82347
157602 Aluminium waste and scrap	1186	10		
157603 Aluminium powders and flakes	5848	49	3605	29
157604 Aluminium bars, rods & profiles	30770	257	101427	831
157605 Aluminium wire	136338	1132	78191	639
157606 Aluminium plates, sheets, strip	671724	5533	761608	6225
157607 Aluminium foil, backed/not backed	3424582	28333	4348250	35552
157608 Aluminium tubes and pipes	38350	317	25000	204
157609 Aluminium tube & pipe fittings	14466	121	8370	69
157610 Aluminium structures & parts	1941	16	85	1
157610 Aluminium,tube or pipe fittings (for example,couplings,elbows,sleeves)	110262	920	601	5
157612 Aluminium cask, drum, cans, boxes, etc.	50899	421	78653	643
157613 Aluminium containers for compressed	1085	9	6539	54

Import payments by countries /commodities Table-3.2 (Contd.)
(Four digit level HS code)

(First two digit section, second two digit chapter and last two digit indicate four digit level commodities)

(Amount in thousand)

HS Code - Countries/Commodities	2024 - 2025		2025 - 2026	
	Amount (BDT)	Amount (USD)	Amount (BDT)	Amount (USD)
157614 Stranded wire, cable of aluminium	4030583	33212	899683	7360
157615 Table, kitchen articles etc. of aluminium	17921	148	21686	177
157616 Other aluminium articles	68722	577	39343	323
157800 Lead and articles thereof	**11535314**	**95192**	**7745946**	**63302**
157801 Unwrought lead	11530714	95154	7740860	63260
157804 Lead plates, sheets, strip & foil	14	0		
157806 Other lead articles	4586	38	5086	42
157900 Zinc and articles thereof	**693749**	**5758**	**248025**	**2029**
157901 Unwrought zinc	488085	4060	86326	707
157903 Zinc dust,powders and flakes	27563	227	667	5
157904 Zinc bars, rods,profiles and wire	177531	1466	160265	1310
157907 Other articles of zinc	571	5	767	6
158000 Tin and articles thereof	**11089**	**94**	**25**	**0**
158001 Unwrought tin	10083	86		
158003 Tin bars, rods, profiles and wire	1006	8		
158007 Other articles of tin			25	0
158100 Other base metals; cermets; articles thereof	**124529**	**1030**	**176999**	**1447**
158101 Tungsten and articles;	42236	351	45872	375
158102 Molybdenum and articles;	5706	48	2579	21
158104 Magnesium and articlese;	88	1	10517	86
158108 Titanium and articles;	767	6	114	1
158110 Antimony and articles;	27026	222	66511	543
158111 Manganese and articles;	1557	13	966	8
158112 Beryllium, chromium, germanium etc.	47149	390	50441	413
158200 Tools, implements, cutlery, spoons and forks, of base metal; parts thereof of base metal	**1409229**	**11616**	**763053**	**6237**
158201 Hand tools	64299	534	69583	569
158202 Hands saws, blades saws etc.	20994	173	23679	193
158203 Files, rasps, pliers, etc.	28224	233	42636	349
158204 Hand-operated spanners & wrenches	110929	917	85978	703
158205 Hand tools n.i.e	48750	403	79702	651
158206 Tools of two or more, in sets	786	7	1660	14
158207 Interchangeable tools, for hand tools	177897	1473	277653	2269
158208 Knives & cutting blades	87476	724	80572	659
158209 Plates, sticks, tips, like tools	7573	63	2089	17
158210 Hand-operated mechanical appliances			6167	50
158211 Knives with cutting blades	812	7	2666	22
158212 Razors and razor blades	853059	7013	78735	644
158213 Scissors, tailors shears & blades	207	2	296	2
158214 Other articles of cutlery	7560	62	7720	63
158215 Spoons, forks, ladles, skimmers etc.	664	6	3917	32
158300 Miscellaneous articles of base metal	**1343857**	**11118**	**1436318**	**11750**
158301 Padlocks & locks, of base metal	405485	3356	502282	4112
158302 Base metal mountings,fittings & articles etc.	297200	2460	254729	2084
158303 Armoured safes, strong boxes, doors etc.	31449	260	40704	333

Import payments by countries /commodities Table-3.2 (Contd.)
(Four digit level HS code)

(First two digit section, second two digit chapter and last two digit indicate four digit level commodities)

(Amount in thousand)

HS Code - Countries/Commodities	2024 - 2025		2025 - 2026	
	Amount (BDT)	Amount (USD)	Amount (BDT)	Amount (USD)
158305 Fittings for loose-leaf binders, letter clips etc.	37350	309	46779	383
158306 Bells, gongs & the like etc.	53721	445	44639	365
158307 Flexible tubing of base metal	36038	296	14793	121
158308 Clasps, frames, hooks etc.	351310	2908	350335	2864
158309 Stoppers, caps & lids of base metal	82663	682	81310	665
158310 Sign-plates, name-plates, address-plate etc.	932	8	812	7
158311 Wire, rods, tubes plates, of base metal	47708	395	99936	817
160000 Machinery & mechanical appliances; electrical equipment;	**5040**	**41**		
168500 Electrical machinery and equipment and parts	**5040**	**41**		
168526 Radar apts,radio remote,etc apts	5040	41		
160000 Machinery and mechanical appliances; electrical equipment; parts thereof; soundrecorders and reproducers, television image and soundrecorders and reproducers; and parts and accessories of such articles	**66480873**	**550056**	**60401624**	**493921**
168400 Nuclear reactors, boilers, machinery and mechanical appliances; parts thereof	**50839161**	**420579**	**45704462**	**373781**
168401 Nuclear reactors; fuel elements etc.	443	4		
168402 Steam /other vapour generating boilers	1373275	11362	1038849	8492
168403 Central heating boilers	21017	172	1071	9
168404 Auxiliary plant for use with boilers	60737	500	41615	340
168405 Producer gas/water gas generators	177786	1489	36690	300
168406 Steam turbines & other vapour turbines	156046	1299	212367	1736
168407 Spark-ignition/rot piston engines	8695458	71766	8110467	66348
168408 Compression-ignition piston engin	18955	156	51381	420
168409 Parts spark-ignition pistn engin	2615245	21583	3151191	25766
168410 Hydraulic turbines, water wheels			91745	752
168411 Turbo-jet turbo-propellers etc.	80513	663	91179	745
168412 Other engines and motors	108050	891	119352	976
168413 Pumps for liquids	1420356	11770	1890986	15463
168414 Air/vacum pumps, gas compressors & fans	798120	6595	722803	5911
168415 Air conditioning machines	1186003	9805	542669	4440
168416 Furnace burners for liquid fuel,etc.	36818	301	18405	151
168417 Industrial/lab furmaces & oven etc.	529565	4364	17190	140
168418 Refrigerators,freezers & othr	483695	4000	477513	3905
168419 Machinery, plant/ lab equipments etc.	1782679	14803	923642	7550
168420 Calendering/other roling machines	26612	223	26917	220
168421 Centrifuges, filtering machinery rtc.	4231650	34953	4355605	35624
168422 Dish washing machines, etc.	1507551	12497	1233547	10087
168423 Weighing machinery, etc.	121176	1003	137391	1124
168424 Mechanical appliances & the like	187342	1557	286211	2340
168424 Steam or sand blasting machines and similar projecting machines	14345	118	2044	17
168425 Pulley tackle & hoists etc.	35172	291	36379	298
168426 Ships' derricks; cranes etc.	197917	1633	224209	1835
168427 Fork-lift truks;	5998	50	3811	31
168428 Other Lifting, handling, etc.machinery	384754	3190	285023	2330

Import payments by countries /commodities Table-3.2 (Contd.)
(Four digit level HS code)

(First two digit section, second two digit chapter and last two digit indicate four digit level commodities)

(Amount in thousand)

HS Code - Countries/Commodities	2024 - 2025		2025 - 2026	
	Amount (BDT)	Amount (USD)	Amount (BDT)	Amount (USD)
168429 Self-propelled bulldozers, angle dozers etc.	219944	1835	269988	2203
168431 Parts suitable of machinery	131688	1092	240700	1971
168432 Agricultural, horticultural machinery	1220279	10122	1007848	8244
168432 Agricultural,horticultural or forestry machinery for soil preparation or cultivation;lawn or sports-ground rollers.	2882	24	414	3
168433 Harvesting or threshing machinery	40062	329	11333	93
168434 Milking mach & dairy machinery	174747	1446	76873	630
168436 Other agri, horti, poltry-kep machinery	284196	2348	135447	1109
168437 Machines cleaning, sorting/grading seed etc.	1165173	9658	1014305	8288
168438 Machinery n.i.e	1293464	10654	893119	7300
168439 Machinery making pulp/paper/board	196031	1637	199437	1633
168440 Book-binding machinery	39061	321	12928	106
168441 Other machinery making pulp/paper/board	171532	1414	49899	408
168442 Machinery,apparatus,& equpment	10560	88	13716	112
168443 Printing machinery	916398	7592	1051404	8596
168444 Machine extruding, drawing etc.	73766	615	212340	1736
168445 Machine preparing txtile fibres	2337237	19354	1404542	11505
168446 Weaving machines(looms)	190675	1580	340453	2784
168447 Knitting machines stitch-bonding etc.	21714	182	17811	146
168448 Auxiliary mach for extrd, drw mch etc.	1378534	11383	1065011	8711
168449 Machinery for the manufactures etc.	2045	17	4611	38
168450 Household/laundry-type washing mach	308935	2566	310772	2542
168451 Machinery for washing, cleaning etc.	593901	4909	522002	4271
168452 Sewing machines, n/book sewng mach	449613	3726	376021	3075
168453 Machinery, preparing, tanning etc.	29597	243	9225	75
168454 Converters, ladles ingot machinies	295102	2450	120419	985
168455 Metal rollng mills and rolls thereof	2645010	21759	2243954	18403
168456 Machine-tools for working any material by removal of material,by laser or other light or photon beam,ultra-sonic,electro-discharge,electro-chemical,electron beam or plasmaarc process;water-jet cutting machines	9138	75	14876	122
168456 Machine-tools for working material	29274	246	3015	25
168457 Machining unit construction machinies	49	0	7452	61
168458 Lathes for removing metal	23637	195	59141	483
168459 Machine-tools drilling, boring etc.	36047	298	18232	149
168459 Machine-tools(including way-type unit head machines) for drilling, boring,milling,threading or tapping by removing metal,other than lathes (including turning centres)of heading 84.58	458	4	11055	90
168460 Machine-tools deburring, sharpening etc.	24210	201	12203	100
168460 Machine-tools for deburring,sharpening,grinding,honing,lapping,polishing or otherwise finishing metal cermets bymeans of grinding stones,abrasives or polishing products,other than gear cutting,gear grinding or gear finishing machines of heading No 84.61			189	2

Import payments by countries /commodities Table-3.2 (Contd.)
(Four digit level HS code)

(First two digit section, second two digit chapter and last two digit indicate four digit level commodities)

(Amount in thousand)

HS Code - Countries/Commodities	2024 - 2025		2025 - 2026	
	Amount (BDT)	Amount (USD)	Amount (BDT)	Amount (USD)
168460 Machine-tools for deburring,sharpening,grinding,honing,lapping,polishing or otherwise finishing metal cermets bymeans of grinding stones,abrasives or polishing products,other than gear cutting,gear grinding or gear finishing machines of heading No 84.62	16	0		
168461 Machine-tools planing, shaping etc.	37071	308	7162	59
168462 Machine-tools forging, hammering etc.	181338	1494	76474	625
168463 Other machine-tools for working metal	12251	102	18129	148
168464 Machine-tools working stone, ceramic etc.	48286	401	9463	77
168465 Machine-tools working stapling, wood, etc.	31255	260	38352	313
168466 Parts & accessories for machine-tools	66433	544	274453	2246
168467 Tools for working in the hand etc.	21907	182	24963	204
168468 Machine for soldering, brazing etc.	32776	274	63678	520
168470 Calculating machines etc	435	4	141	1
168471 Automatic data processing machines etc.	315274	2626	339709	2777
168472 Other office machines	1682885	14099	285826	2335
168473 Parts & accessories of office machineries	20949	173	25641	209
168474 Machinery washing, crushing etc.	928252	7683	658570	5382
168475 Machines for assembling elect. lamps etc.	1384	11	1207	10
168476 Automatic goods-vending machines	3953	32	5011	41
168477 Machinery for working rubber/plastics	712350	5892	908694	7425
168478 Machinery preparng/making up tobaco	21972	180	103939	848
168479 Mechanical appl indivial func. n.i.e	3478675	28819	4537792	37060
168480 Moulding boxes for metal foundry etc.	413358	3437	248199	2029
168481 Taps, cocks, valves & similar etc.	585996	4840	649519	5313
168482 Ball/ roller bearings	601497	4973	687897	5628
168483 Transmission shafts, crank, bearing etc.	589441	4874	637170	5210
168484 Gaskets & similar joints of metal sheeting etc.	239412	1986	145344	1189
168485 Machines for additive manufacturing	22674	186	205	2
168486 Machines & apparatus used semiconductor devices etc.	231	2	390	3
168487 Machinery parts,not cont. elect. connectors	216852	1798	95551	781
168500 Electrical machinery and equipment and parts thereof; sound recorders and reproducers, television imageand sound recorders and reproducers and parts and accessories of such articles	**15641712**	**129477**	**14697161**	**120141**
168501 Electric motors and generator	659476	5453	583725	4770
168502 Electric generating sets, rotary converters	311493	2575	447456	3658
168503 Parts electric motor,gen. Set	59416	493	109894	899
168504 Electric transformer, inductors etc.	2248515	18609	2427880	19821
168505 Electro-magnets;and articles	72153	594	49939	409
168506 Primary cels & primary baterie	12416	104	11594	95
168507 Electric accumulator;	826216	6855	1148851	9383
168508 Vcuum cleaners	7401	61	4104	34
168509 Eletro-mechanical domestic appliances	841893	6975	609153	4978
168510 Electric shavers, hair clipper etc.	4378	36	319	3

Import payments by countries /commodities Table-3.2 (Contd.)
(Four digit level HS code)

(First two digit section, second two digit chapter and last two digit indicate four digit level commodities)

(Amount in thousand)

HS Code - Countries/Commodities	2024 - 2025		2025 - 2026	
	Amount (BDT)	Amount (USD)	Amount (BDT)	Amount (USD)
168511 Electrical ignition equipment, etc.	902874	7463	1459113	11941
168512 Electrical lighting/signaling equipment,etc	1003638	8302	1489524	12182
168513 Portable electric lamps, dry batteries	6144	51	1317	11
168514 Industrial/lab electric furnaces, ovens, etc.	276054	2290	320117	2616
168515 Electric laser/photon beam , etc.	62784	519	18621	152
168516 Electric storage water heater, etc.	108557	899	92566	757
168517 Telephone sets , other apparatus etc.	350620	2882	596273	4869
168518 Microphones & stands therefor;	156141	1291	98448	805
168519 Sound recording apparatus	487	4	514	4
168521 Video-recording apparatus	241	2		
168523 Discs, tapes, smart cards etc.	585352	4859	362387	2963
168524 Flat panel display module	83978	691	133640	1092
168525 Transmission appart radio-tel, etc.	11286	95	5557	46
168526 Radar apts,radio remote,etc apts	741	6	1377	11
168527 Reception apts for radio broadcasting			81	1
168528 Monitors and projectors etc.	22261	185	17109	140
168528 Monitors and projectors,not incorporating television reception apparatus;reception apparatus for television,whether or not incorporating radio broadcast receivers or sound or videorecording or reproducing apparatus	45539	376	11288	92
168529 Parts suitable for use solely or principally with the apparatus of headings Nos.85.25 to 85.28	2815	23	2438	20
168529 Parts,trans,reception etc.,apts	62811	519	6856	56
168530 Electrical signaling, traffic control equp etc.	28114	233	7181	59
168531 Electrical sound/visual sig apts	103771	860	134433	1100
168532 Electrical capacitors, fixed,variable etc.	133314	1104	97839	801
168533 Electrical resistors, not heating	100653	832	91102	745
168534 Printed circuits	8650	72	9839	80
168535 Electrical apts for switching > 1000 volts	528985	4394	205980	1684
168536 Electrical apparatus for switching or protecting electrical circuits,or for making connections to or in electrical circuits for a voltage notexceeding 1,000 volts; connectors for optical fibres,optical fibres,optical fibre bundles or cables	44902	374	30415	249
168536 Electrical apts for switching 1000 volts	901149	7481	778611	6367
168537 Boards, panels, consols, etc.	723732	5992	962292	7869
168538 Parts: of electrical switching,apts.	285590	2379	198136	1621
168539 Electric filament or discharge lamos, including sealed beam lamp units and ultra-violet or infra-red lamps; arc-lamps;light -emitting diode (LED) lamps.	10093	84	2833	23
168539 Electric filament/discharge lamps	193928	1600	189809	1552
168539 Electrical apparatus for switching or protecting electrical circuits,or for making connections to or in electrical circuits for a voltage notexceeding 1,000 volts; connectors for optical fibres,optical fibres,optical fibre bundles or cables			187	2
168540 Thermionic,cold cathode valves etc.	6291	52	10749	88
168541 Diodes, transistors, semi-conductor etc.	1379237	11315	52947	432

Import payments by countries /commodities Table-3.2 (Contd.)
(Four digit level HS code)

(First two digit section, second two digit chapter and last two digit indicate four digit level commodities)

(Amount in thousand)

HS Code - Countries/Commodities	2024 - 2025		2025 - 2026	
	Amount (BDT)	Amount (USD)	Amount (BDT)	Amount (USD)
168542 Electronic, integrated circuits	111245	923	22894	187
168543 Electrical machines & apts. n.i.e.	200629	1659	191016	1560
168544 Insulatd wire, cable etc.	1313493	10879	964454	7886
168545 Carbon electrodes, carbon brushes etc.	280610	2324	349437	2859
168546 Electrical insulators any metarial	472702	3970	307581	2520
168547 Insulating fitting for electrical machines	88777	735	78873	645
168548 Electrical parts of machinery or apparatus, not specified or included elsewhere in th	168	1	412	3
170000 Vehicales, Aircraft, Vessels and Associated Transport Equipment	**69258382**	**572164**	**61295105**	**501294**
178600 Railway or tramway locomotives, rollingstock and parts thereof; railway or tramway track fixtures and fittings and parts thereof; mechanical (including electromechanical) trafficsignalling equipment of all kinds	**6231232**	**51449**	**203294**	**1658**
178605 Railway or tramway passenger coaches	3320840	27220		
178606 Railway or tramway goods van & wagons	2764762	23023	106	1
178607 Parts of railway or tramway locomotives	139780	1157	190358	1552
178608 Railway or tramway track fixtur/fittings	5317	45		
178609 Containers for carriage	534	5	12830	105
178700 Vehicles other than railway or tramway rollingstock, and parts and accessories thereof	**62841183**	**519191**	**61050235**	**499296**
178701 Tractors(other than tractors of heading 87.09)	7923684	65685	8340612	68210
178702 Motor vehicales, public-passengers	16366	136	34429	281
178703 Motor car, other motor vehicles	25335	208	357007	2915
178703 Motor cars and other motor vehicles principally designed for the transport of the persons(other than those of heading No. 87.02) including station wagons and racing cars	24451	202	57104	467
178704 Motor vehicles for goods transport	13715755	113259	17017726	139153
178705 Special purpose motor vehicles	2848	24		
178705 Vehicles other than railway or tramway rolling - stock etc.	15919	134	23122	189
178706 Chassis fitted with engines, tractor, bus	3212906	26568	3716922	30397
178707 Bodies, for tractors, buses	864191	7139	1078934	8828
178708 Parts,accessories, motor vehicles	5505482	45553	4117941	33680
178710 Tank & other armoured vehi	457447	3752		
178711 Motorcycles	1704958	14116	1952183	15964
178712 Bicycles			183	2
178713 Carriages for disabled persons	307	3	50	0
178714 Parts,accessories, of motorcycle/bicycles	29231396	241251	24262986	198465
178715 Baby carriages and parts			194	2
178716 Trailer & semi-trailers;	140137	1162	90841	742
178800 Aircraft, spacecraft and parts thereof	**703**	**6**	**4485**	**37**
178807 Parts of goods heading 88.01, 88.02 or 88.06	703	6	4485	37
178900 Ships, boats and floating structures	**185264**	**1519**	**37091**	**304**
178903 Yachts & other vessels	96312	789	19	0
178906 Other vessels,warship, lifeboats	88904	729	37032	304
178907 Other floating structure	48	0	40	0

Import payments by countries /commodities Table-3.2 (Contd.)
(Four digit level HS code)

(First two digit section, second two digit chapter and last two digit indicate four digit level commodities)

(Amount in thousand)

HS Code - Countries/Commodities	2024 - 2025		2025 - 2026	
	Amount (BDT)	Amount (USD)	Amount (BDT)	Amount (USD)
180000 Optical, Photographic, Cinematographic, Measuring, Checking, Precision, Medical Orsurgical Instruments and Apparatus; Clocks and Watches; Musical Instruments; Parts and Accessories Thereof	**4303818**	**35649**	**5198792**	**42502**
189000 Optical, photographic, cinematographic, measuring, checking, precision, medical orsurgical instruments and apparatus; parts and accessories thereof	**4134240**	**34246**	**4986805**	**40769**
189001 Optical fibres etc	18250	151	21403	175
189002 Lenses, prisims, mirrors etc.	1039	9	54	0
189003 Frame & mounting,spectacles etc.	4295	35	1281	10
189004 Spectacles,goggles, etc.	1054	9	1494	12
189005 Binoculars, monoculars, telescopes etc.	14	0	6	0
189006 Photographic cameras, etc.	2572	21	2140	18
189007 Cinematographic camras, projector etc.	7246	60	3	0
189010 Apparatus for photographic etc.			22	0
189011 Compound optical microscopes	22904	189	17696	145
189012 Microscopes excl opt micros	324	3	22778	186
189013 Liquid crystal devices	51	0	2294	19
189015 Surveying, hydrographic etc.	12039	101	1538	13
189016 Balances of a sensitivity of 5cg	1013	8	2502	20
189017 Drawing, marking-out etc. inst.	33847	279	50351	412
189018 Instruments in medical,surgical, etc.	777832	6438	1511822	12360
189019 Mechano-therapy,etc,appliances	105914	877	121385	993
189020 Other breathing appliance,gas masks	4543	37	6582	54
189021 Orthopaedic,appliances etc.	269935	2236	256593	2098
189022 Appratus based on x-ray,alpha, etc.	368287	3054	263824	2156
189023 Instruments demonstrationl purposes	14042	117	10875	89
189024 Machines, hardness,strength test etc.	159779	1321	203608	1666
189025 Hydrometers,thermometers etc.	96002	796	100922	826
189026 Instruments, checking flow,level etc.	223005	1848	128696	1052
189027 Instruments, physical, chemical analysis etc.	297640	2458	329956	2698
189028 Gas,liquid, electricty meters	307370	2553	75151	615
189029 Revolution counters,taximeters etc.	333679	2760	450014	3679
189030 Oscilloscopes, spectrum analysers etc.,	417178	3470	696299	5694
189031 Measuring/checking instrument	200886	1657	193784	1584
189032 Automatic regulating instru	405579	3362	432518	3533
189033 Parts & accessories n.i.s	47920	396	81217	663
189100 Clocks and watches and parts thereof	**155413**	**1286**	**191209**	**1563**
189101 Wrist, pocket-watches etc w/ precious metal	1895	15	24661	202
189102 Wrist, pocket, watch,other than 90.01	108421	896	139749	1142
189103 Clocks with watch movements	4695	39		
189104 Instrument panel clocks etc.			12494	102
189105 Other clocks	4617	38	8709	71
189106 Time of day recording apparatus	658	5	542	4
189107 Time switches with clock/watch	32917	274	66	1
189109 Clock complete & assembled			2544	21
189111 Watch cases and parts thereof	709	6	451	4

Import payments by countries /commodities Table-3.2 (Contd.)
(Four digit level HS code)

(First two digit section, second two digit chapter and last two digit indicate four digit level commodities)

(Amount in thousand)

HS Code - Countries/Commodities	2024 - 2025		2025 - 2026	
	Amount (BDT)	Amount (USD)	Amount (BDT)	Amount (USD)
189113 Watch straps/bands & parts	30	0	20	0
189114 Other clock or watch parts	1469	12	1974	16
189200 Musical instruments; parts and accessories	**14165**	**117**	**20777**	**170**
189201 Pianos,harpsichords etc.	149	1		
189202 Other string musical instruments	12906	107	14502	119
189205 Wind musical instruments	12	0	456	4
189206 Percussion musical instruments			282	2
189207 Musical instruments etc.	269	2	1087	9
189208 Musical boxes,fairground organs etc.	6	0	19	0
189209 Parts of musical instruments	822	7	4431	36
180000 Optical, photographic, clocks, musical instruments etc.	**12505**	**104**	**14256**	**117**
189000 Optical, photographic, etc.	**12505**	**104**	**14256**	**117**
189013 Liquid crystal devices			61	0
189018 Instruments in medical,surgical, etc.	12505	104	14195	116
190000 Arms and Ammunition; Parts and Accessories Thereof			**462**	**4**
199300 Arms and ammunition; parts and accessories thereof			**462**	**4**
199303 Other firearms and similar devices			462	4
200000 Miscellaneous Manufactured Articles	**3648431**	**30204**	**4869646**	**39824**
209400 Furniture; bedding, mattresses, mattress supports, cushions and similar stuffed furnishings; lamps and light fittings, not elsewhere specified or included; illuminated signs, illuminatednameplates and the like; prefabricated buildings	**625770**	**5180**	**1026604**	**8401**
209401 Seats and parts	311303	2575	481213	3938
209402 Medical, surgical, dental furniture	41351	341	26345	215
209403 Other furniture & parts	89822	742	22243	182
209404 Mattress supports;	7516	62	4351	36
209405 Lamps and lighting fittings & parts	60669	502	155055	1272
209406 Prefabricated buildings	115109	958	337396	2758
209500 Toys, games and sports requisites; parts and accessories thereof	**83800**	**693**	**61700**	**504**
209503 Tricycles, scooters, pedal cars etc.	9537	79	1309	11
209504 Video game, billiards etc.	14018	115	28578	234
209505 Festive,carnival & articles	1472	12	2306	19
209506 Articlese for gymnastics, sports etc.	45715	376	20493	167
209507 Fishing rods, hooks, nets etc.	269	2	289	2
209508 Roundabouts, swings, etc.			276	2
209508 Travelling circuses and Travelling menageries	12790	108	8448	69
209600 Miscellaneous manufactured articles	**2938862**	**24331**	**3781343**	**30918**
209601 Workd ivory bone, tortoise sheell etc.	10802	89	25409	208
209602 Worked veg/mineral carving matrl	1179052	9761	1361887	11135
209603 Brooms, brushes, etc.	112329	927	164709	1347
209604 Hand sieves and hand riddles	3751	31	6299	52
209605 Travel sets for personal toilet, sewing etc.			105	1
209606 Buttons, press/snap-fasteners, etc	365339	3027	596549	4879

Import payments by countries /commodities Table-3.2 (Contd.)
(Four digit level HS code)

(First two digit section, second two digit chapter and last two digit indicate four digit level commodities)

(Amount in thousand)

HS Code - Countries/Commodities	2024 - 2025		2025 - 2026	
	Amount (BDT)	Amount (USD)	Amount (BDT)	Amount (USD)
209607 Slide fasteners and parts	760390	6294	1014726	8295
209608 Ball point pens & markers	269119	2230	402155	3289
209609 Pencils, crayons etc.	62703	518	60426	494
209610 Slates, boards, etc.	1648	14	1635	13
209611 Date,sealing/stamps, etc.	3206	26	9022	74
209612 Typewriter ribbons,inked, etc.	16037	133	15703	129
209613 Cigarette lighter & parts	6121	51	5486	45
209615 Combs, hair-slide etc. & parts	28448	236	47992	392
209616 Scent/toilet sprays, etc	19643	163	19669	161
209617 Vacuum flasks & others	6	0	2186	18
209618 Tailors dummies & others	1122	9	3288	27
209619 Sanitary towels , napkins etc.	99122	822	41321	338
209620 Monopods, bipods, tripods and similar articles	25	0	2778	23
210000 Works of Art, Collectors Pieces and Antiques	**6101**	**50**	**1790**	**15**
219700 Works of art, collectors' pieces and antiques	**6101**	**50**	**1790**	**15**
219701 Paintings, drawings etc.			2	0
219703 Original sculptures & statuary	6101	50	1788	15
Indonesia	**433351274**	**3578977**	**481603154**	**3938246**
010000 Live Animals and Animal Products	**1150805**	**9506**	**1011141**	**8263**
010300 Fish and crustaceans, molluscs and other aquatic invertebrates	**31590**	**261**	**7353**	**60**
010301 Live fish	194	2	124	1
010303 Fish frozen excld. fish fillet	31290	259	5428	44
010304 Fish fillets & other fish meat, fresh/chl/fzn			44	0
010306 Crustaceans live chil /fzn/ dry etc.			1651	14
010308 Aquatic invertebrates not crustns & molluscs	106	1	106	1
010500 Products of animal origin, not elsewhere specified orincluded	**1119215**	**9245**	**1003788**	**8203**
010505 Skin & other parts of birds	86	1		
010508 Coral & simlar materials, unworked	959	8		
010511 Animal products, nes	1118170	9236	1003788	8203
020000 Vegetable Products	**8456396**	**69815**	**17277964**	**141377**
020600 Live trees and other plants; Bulbs, roots and the like; Cut flowers and ornamental foliage	**276**	**2**		
020602 Other live plants, mushroom spawn	276	2		
020800 Edible fruit nuts; peel of citrus fruit or melons	**3950225**	**32469**	**9369928**	**76727**
020801 Coconuts, brazil nuts and cashew nuts	103509	854	74000	605
020802 Other nuts, fresh/dried	3839696	31557	9295630	76120
020805 Citrus fruits, fresh or dried			298	2
020810 Other fruit ,fresh	146	1		
020813 Fruit,dried other not coconut etc.	6873	57		
020900 Coffee, tea, mate and spices	**1636081**	**13578**	**931821**	**7618**
020901 Cofee, not roastd or roasted	8241	69	7089	58
020904 Pepper dried/crushed/ground	21373	177	33106	270
020906 Cinnamon & cinnamon tree flowers			3388	28

Import payments by countries /commodities Table-3.2 (Contd.)
(Four digit level HS code)

(First two digit section, second two digit chapter and last two digit indicate four digit level commodities)

(Amount in thousand)

HS Code - Countries/Commodities	2024 - 2025		2025 - 2026	
	Amount (BDT)	Amount (USD)	Amount (BDT)	Amount (USD)
020907 Cloves	1038747	8580	634706	5189
020908 Nutmeg,mace and cardamoms	198708	1644	253531	2074
020909 Seeds of anise/badian/cumin etc.	10193	84		
020910 Ginger saffron,turmric & other spices	358819	3025		
021100 Products of the milling industry; Malt; Starces; Inulin; Eheat gluten	**1543**	**13**	**4617**	**38**
021104 Cereal grains otherwise worked	1543	13	4614	38
021108 Starches ; inulin			3	0
021200 Oil seeds and oleaginous fruits; miscellaneous grains; seeds and fruit; industrial or medicinal plants; straw and fodder	**2613701**	**21646**	**6721094**	**54945**
021203 Copra	2565268	21245	6655650	54410
021209 Seed,fruit & spores for sowing	811	7	7047	58
021211 Plants & parts of plants for perfum/pharmacy	47623	393	58397	478
021300 Lac; Gums, Resins and other vegetable saps and extracts	**253818**	**2101**	**250504**	**2048**
021301 Lac; natural gum, gum-resin etc.	253818	2101	250504	2048
021400 Vegetable plaiting meterails; Vegetable products not elsewhere specified or included	**754**	**6**		
021401 Vegetable materials used primarily for plaiting	754	6		
030000 Animal or vegetable fats and oils and their cleavage products; prepared edible fats; animal or vegetable waxes	**152313561**	**1256031**	**185497565**	**1517130**
031500 Animal or vegetable fats and oils and their cleavage products; prepared edible fats; animal or vegetable waxes	**152313561**	**1256031**	**185497565**	**1517130**
031507 Soya-bean oils & its fractons, not refined	295881	2425		
031511 Palm oils & its fractons, not refined	149853046	1235687	181060836	1480878
031513 Coconut, palm kernel oils, not refined	1177963	9764	1262972	10329
031516 Animal/vegetable fats & oils, not refined	700102	5786	1373998	11245
031517 Margarine & other oils	286570	2369	470316	3843
031518 Animal/veg. fats & oils, boiled, oxidised etc.			1329444	10836
040000 Prepared foodstuffs; Beverages, Spirits and vineger; Tobacco and manufactured tobacco substitues	**1203454**	**9940**	**2276594**	**18603**
041600 Preparations of meat, of fish or of crustaceans, molluscs or other aquatic invertebrates	**35**	**0**	**736**	**6**
041604 Prepared fish; caviar prepd. from fish eggs	35	0	736	6
041700 Sugars and sugar confectionery	**94266**	**778**	**266816**	**2175**
041702 Other sugar incl. lactos glucos	27286	225	13109	107
041703 Molasses from extr/refining sugr			218373	1780
041704 Sugar confctionry, not containing cocoa	66980	553	35334	289
041800 Cocoa and cocoa preparations	**171307**	**1415**	**252190**	**2066**
041803 Cocoa paste, not defatted			34998	286
041804 Cocoa butter,fat and oil.	25893	212		
041805 Cocoa powder,not add sugr/sweet	140831	1165	214097	1754
041806 Chocolate/food prep. Contain. Cocoa	4583	38	3095	25
041900 Preparations of cereals, flour, starch or milk; pastry cooks' products	**27005**	**224**	**522154**	**4257**
041901 Malt extract;	5453	45	494605	4032

Import payments by countries /commodities Table-3.2 (Contd.)
(Four digit level HS code)

(First two digit section, second two digit chapter and last two digit indicate four digit level commodities)

(Amount in thousand)

HS Code - Countries/Commodities	2024 - 2025		2025 - 2026	
	Amount (BDT)	Amount (USD)	Amount (BDT)	Amount (USD)
041902 Pasta whether or not cooked	12489	103	15210	124
041905 Bread,pastry,cakes,biscuits etc.	9063	75	12340	101
042000 Preparations of vegetables, fruit, nuts or other parts of plants	**1185**	**10**	**1965**	**16**
042005 Other Veg. prep/presrv., not frozen	85	1	249	2
042008 Fruit & nuts etc.,	1100	9	1717	14
042100 Miscellaneous edible preparations	**319386**	**2646**	**304128**	**2487**
042101 Extracts,essences of coffee,tea etc.	32531	270	59508	486
042102 Yeast; baking powder	237271	1966	195034	1596
042103 Sauces and preparations thereof	2959	25	17047	139
042106 Food preparations n.e.s	46625	384	32538	266
042200 Beverages, spirits and vinegar			**505**	**4**
042202 Mineral & areated waters add. Sug			505	4
042300 Residues and waste from the food industries; Prepared animal fodder	**248992**	**2057**	**773208**	**6326**
042302 Bran sharps and othere residues	67038	555	449297	3674
042303 Residues of strach manufacture	6741	57	5717	47
042306 Oilcake ,not soya-bean / ground-nut oil			78513	644
042309 Preparations of a kind used in animal feeding	175214	1446	239681	1961
042400 Tobacco and manufactured tobacco substitutes	**341277**	**2811**	**154891**	**1266**
042402 Cigars cheroot cigarillos of tobacco	99997	819	132780	1086
042403 Other manufacture tobacco	240869	1989	22110	180
042404 Products containing tobacco, reconstituted tobacco, nicotine, or tobacco or nicotin …	411	3		
050000 Mineral Products	**187373124**	**1548199**	**199166279**	**1628323**
052500 Salt; sulphur; earths and stone; plastering materials, lime and cement	**28163434**	**232789**	**25686994**	**210096**
052505 Natural sand of all kinds			72622	596
052506 Quartz other than natural sands	8826	74		
052507 Kaolin and other kaolinic clays, whether or not calcined			148328	1213
052507 Kaolin and other kaolinic clays;	180405	1492	74140	606
052508 Other clays;	1392	12		
052513 Pumice stone, emery etc.	528	4		
052516 Granite, porphyry,basalt,sandstone etc.	353	3		
052517 Pebble, gravel, broken or crushd stone	522	4	19107	157
052520 Gypsum;anhydrite plasters			159	1
052523 Portland cement	27929953	230860	25284123	206799
052526 Natural steatite; crushed or not crushed	1494	12	632	5
052530 Mineral substancees n.e.s	39962	327	87883	718
052600 Ores, slag and ash			**336901**	**2747**
052615 Niobium,tantalum, zirconium ores			11714	96
052620 Slag, ash and residues			325187	2651
052700 Mineral fuels, mineral oilsand products of their distillation bituminous substances; mineral waxes	**159209690**	**1315410**	**173142384**	**1415481**
052701 Coal;briquettes ovoid etc.	153015714	1264559	159528797	1304546

Import payments by countries /commodities Table-3.2 (Contd.)
(Four digit level HS code)

(First two digit section, second two digit chapter and last two digit indicate four digit level commodities)

(Amount in thousand)

HS Code - Countries/Commodities	2024 - 2025		2025 - 2026	
	Amount (BDT)	Amount (USD)	Amount (BDT)	Amount (USD)
052709 Petroleum oils, crude	39662	323		
052710 Petroleum oils and oils obtained from bituminous minerals,other than crude; preparations not elsewherespecified or included,containing by weight 70% or more of petroleum oils or of oils obtained from bituminous minerals,these oils being the basic constituents of the preparation;waste oils	4741	39	1695	14
052710 Petroleum oils, refined	137274	1137	7808017	63615
052711 PETROLEUM GASES AND OTHER GASEOUS HYDROCARBONS			1680478	13714
052711 Petroleum gases & other gaseous hydrocarbons	6012299	49351	4123397	33592
060000 Products of the Chemical or Allied Industries	**14399153**	**119210**	**16245842**	**132800**
062800 Inorganic chemicals; organic or inorganic compounds of precious metals, of rare-earth metals, of radioactive elements or of isotopes	**725146**	**6024**	**1619411**	**13211**
062804 Hydrogen, rare gases etc.			572069	4660
062811 Other inorganic acids, other inorganic oxygen	1	0	484	4
062817 Zinc oxide; zinc peroxide	8032	66	1435	12
062822 Cobalt oxides & hydroxides	53	0	4438	36
062825 Hydrazine/hydroxylamine & salt etc.	19198	158	69515	568
062831 Dithionites and sulphoxylates			3739	31
062832 Sulphites; thiosulphates	1332	11		
062833 Sulphate alums, peroxosulphate	675724	5618	954831	7794
062836 Carbonates; peroxocarbonates	1374	12		
062839 Silicates, commercial alkali metal silicates	19433	159	12872	105
062844 Radioactive chemical elements/isotops			28	0
062900 Organic chemicals	**3694772**	**30569**	**5046431**	**41253**
062904 Sulphonated nitrated or nitrosated	888	7	7408	60
062905 Acyclic alcohol/halogn sulpho,etc	628719	5211	1030476	8425
062906 Cyclic alcohol	1584	13	12545	103
062909 Ether,ether alcohols, etc.	15463	129	7512	61
062912 Aldehydes	387103	3203	571291	4672
062915 Saturated acyclice,monocarboxilic acid etc.	2377794	19648	3263474	26676
062916 Unsaturated acyclic monocarboxylic acid etc.	2082	17	2006	16
062917 Polycarboxylic acids	153619	1280	15199	124
062918 Carboxylic acids	4099	35	9185	75
062922 Oxygen-function amino-compound	3986	34	673	6
062923 Qaternary ammonium salts etc.	7	0	967	8
062924 Carboxyamide amide- func. Comp.	1497	13	127	1
062925 Carboxyimide imine-func. Comp.	31104	256	7963	65
062927 Diazo, azo or azoxy-compounds	12361	103	13656	112
062930 Organo-sulphur compounds			2392	20
062931 Other, organo-inorganic comp.			2256	18
062933 Heterocyclic comp w/nitrogen	39057	328	57232	467
062934 Nucleic acids & their salts;	35410	293	42068	344
063000 Pharmaceutical products	**12455**	**103**	**20522**	**168**

Import payments by countries /commodities Table-3.2 (Contd.)
(Four digit level HS code)

(First two digit section, second two digit chapter and last two digit indicate four digit level commodities)

(Amount in thousand)

HS Code - Countries/Commodities	2024 - 2025		2025 - 2026	
	Amount (BDT)	Amount (USD)	Amount (BDT)	Amount (USD)
063002 Humn & animal blood	12455	103	20522	168
063100 Fertilisers	**2824**	**23**	**1382**	**11**
063105 Mineralor chemical fertilizers cont. nitr,phos,potaas	2824	23	1382	11
063200 Tanning or dyeing extracts; Tannins and their derivatives; Dyes, pigments and other colouring matter; Paints and varnishes; Putty and other mastics; Inks	**2953336**	**24463**	**2828220**	**23132**
063201 Tanning extract of vegetable origin;	14326	119	16803	137
063202 Synthetic organic/ inorganic tanning subs.	750	6		
063204 Synthetic organic colouring matter	2215619	18356	2057066	16824
063206 Other Colouring matter;			190	2
063207 Prepared pigments, opacifiers etc.	501061	4144	614431	5026
063208 Paints and varnishes;	102778	853	83300	681
063214 Glaziers putty,grafting putty etc.	14007	116	12892	105
063215 Printing ink, writing draw/other ink	104795	869	43538	356
063300 Essential oils & resinoids; Perfum, cosmetic or toilet preperations	**382487**	**3155**	**477526**	**3904**
063301 Essential oils	5423	45	3601	29
063302 Mix of odoriferous substancees	260177	2145	339082	2772
063303 Perfumes and toilet waters	681	6	516	4
063304 Beauty/make-up/skin preparatin	3010	25	17311	141
063305 Preparations for use on the hair	30233	250	48609	398
063306 Preparations for oral/dental hygiene	3091	26	5191	42
063307 Pre-shave,shaving/after-shave	79874	659	63217	517
063400 Soap, organic surf-active agents, lubricating etc.	**1330823**	**11009**	**1418462**	**11599**
063401 Soap;organic surfac-active prodts & preparations	82284	683	50976	416
063402 Organic surfac-active agents	1129351	9343	1228009	10042
063403 Lubricat preparations etc.	71876	591	105191	860
063404 Artificial wax & prepared wax	47193	391	32143	263
063405 Polish and cream for footwear, furniture etc.	119	1	1107	9
063407 Modelling pastes of plaster			1036	8
063500 Albuminoidal substances; modified starches, glues, enzymes	**502322**	**4158**	**578510**	**4728**
063505 Dextrins & other modified starches	390152	3232	277901	2272
063506 Prepared glues & other prep. adhesives	92213	762	290764	2376
063507 Enzymes; prepared enzymes n.e.s	19957	164	9844	80
063700 Photographic or cinematographic goods			**468**	**4**
063703 Photographic paper, paper board etc.			468	4
063800 Miscellaneous chemical products	**4794988**	**39705**	**4254910**	**34791**
063801 Artificial graphite, colloidal etc.			205674	1679
063802 Activated carbon, animal black etc.	136525	1137	92718	759
063806 Rosin & resin acid;and derivatives etc.	113322	938	137705	1125
063808 Insecticides, rodenticides etc.	644206	5342	629923	5155
063809 Finishing agents,dye carriers etc.	1265882	10487	1296009	10592
063810 Pickling preparations for metal surfaces etc.	727	6	13941	114
063814 Organic composites solvents & thinners	11261	93	6578	54

Import payments by countries /commodities Table-3.2 (Contd.)
(Four digit level HS code)

(First two digit section, second two digit chapter and last two digit indicate four digit level commodities)

(Amount in thousand)

HS Code - Countries/Commodities	2024 - 2025		2025 - 2026	
	Amount (BDT)	Amount (USD)	Amount (BDT)	Amount (USD)
063817 Mixed alkylbenzenes and mixed alkylnaphthalenes,other than those of heading 27.07 or 29.02	137859	1123	106429	872
063819 Hydraulic brake fluids	9743	80	5568	45
063820 Anti-freezing preparations	916	8	4385	36
063821 Prepared culture media	36	0		
063822 Diagnostic or laboratory reagents	9142	78	9974	81
063823 Industrial monocarboxylic fatty acids;	1166500	9657	650126	5318
063824 Prepared binders for foundry moulds;	1298868	10756	1095881	8959
070000 Plastics & Rubber Articles Thereof	**3216569**	**26677**	**2599132**	**21255**
073900 Plastics and articles thereof	**2562330**	**21262**	**1814770**	**14841**
073901 Polymers of ethylene, in primary forms	16749	139	48066	393
073902 Polymers/ propylen/olefin in primary forms	17967	149		
073903 Polymers of styrenein in primary forms	10157	84		
073904 Polymers of vinyl chloride etc. in primary	89548	749	14440	118
073905 Polymers of vinyl acetate/ester in primary	66092	547	40301	329
073906 Acrylic polymers in primry forms	827531	6860	1012803	8283
073907 Polyacetals in primary forms	30933	255	17767	145
073907 Polyacetals,other polyethers and epoxide resins,in primary forms;polycarbonates,alkyd resins,polyallylesters and other polyesters,in primary forms	841170	6997	225284	1843
073908 Polyamides in primary forms	6101	51	4710	38
073909 Amino-resins, in primary forms	46596	381	73857	604
073910 Silicons in primary forms	59120	492	27033	221
073911 Petroleum resins, in primary forms	7775	64	123	1
073912 Cellulose & chemical dertives in primary	3321	27	17180	141
073913 Natural polymers, in primary forms			7967	65
073917 Tube, pipe & hoses etc of plastics	1473	12	629	5
073919 Self-adhesive, plates, sheets etc of plastics	93412	779	39589	324
073920 Other plates,sheets,etc of plastic, non-cellular	275532	2283	193108	1579
073921 Other Plates, sheets etc. of plastics	107170	885	43353	355
073922 Baths,shower-baths, wash-basin etc.			33	0
073923 Artilces for the conveyance	57015	471	35183	288
073924 Tableware, kitchenware, of plastics	429	3	1674	14
073926 Other plastics & articles	4178	34	11671	95
073926 other articles of plastics and articles of other materials of heading Nos. 39.01 to 39.14	62	1		
074000 Rubber and articles thereof	**654238**	**5414**	**784362**	**6414**
074002 Synthetic rub/factice deriv from oil	4555	38	2281	19
074008 Plates, sheets etc. of vulcan rubber	1731	15		
074009 Tubes pipes & hoses etc.	40777	332	25434	208
074010 Conveyor/transmisions belts of rub	12872	106	18276	149
074011 New pneumatic tyres, of rubber	584244	4841	695892	5692
074011 New pneumatic tyres,of rubber	1516	12	3391	28
074013 Inner tubes, of rubber	439	4	3790	31

Import payments by countries /commodities Table-3.2 (Contd.)
(Four digit level HS code)

(First two digit section, second two digit chapter and last two digit indicate four digit level commodities)

(Amount in thousand)

HS Code - Countries/Commodities	2024 - 2025		2025 - 2026	
	Amount (BDT)	Amount (USD)	Amount (BDT)	Amount (USD)
074015 Articles of apparel & clothing accessories etc.	86	1	2105	17
074016 Other articles of vulcanised rubber	6681	55	24690	202
074017 Hard rubber in all forms	1338	11	8504	69
080000 Raw Hides and Skins, Leather and Articles Thereof; Saddlery and Harness; Travel Goods, Handbags nad Similar Containers; Articles of Animal Gut	**24416**	**203**	**13889**	**114**
084100 Raw hides and skins and leather	**6631**	**55**	**4041**	**33**
084107 Leather further prepared aft tann,of bovine	205	2	1950	16
084112 Leather fur prepared aft tann, of sheep/lamb	6426	54	2091	17
084200 Articles of leather; saddlery and harness, travel goods, handbags and similar containers; articles of animal gut	**17785**	**147**	**9849**	**81**
084202 Trunks, suit-case, vanity-case etc.	17785	147	9849	81
090000 Wood and Articles of Wood; Wood Charcoal; Cork and Articles of Cork; Manufactures of Straw, of Esparto or Other Plaiting Materials; Basketware & Wickerwork	**223948**	**1851**	**316217**	**2585**
094400 Wood and articles of wood; wood charcoal	**223948**	**1851**	**316217**	**2585**
094402 Wood charcoal	1690	14	1013	8
094407 Wood sawn/chipped lengthwise sliced etc.			16805	138
094408 Sheets for veneering	222258	1837	298399	2439
100000 Pulp of wood or of other fibrous cellulosic material; recovered (waste and scrap) paper or paperboard; paper and paperboard and articles thereof	**18835788**	**155316**	**19483277**	**159258**
104700 Pulp of wood or of other fibrous cellulosic meterial; Recovered (Waste and scrap) paper or paperboard	**15959339**	**131554**	**17278485**	**141220**
104703 Chemical wood pulp, soda/sulphate	15959339	131554	17278485	141220
104800 Paper and paperboard; articles of paper pulp, of paper or of paperboard	**2008937**	**16630**	**1585449**	**12969**
104801 Newsprint, in rolls or sheets	65865	554		
104802 Uncoated paper and paper board	404106	3344	263986	2159
104803 Toilet or facial tissue stock, towel/napkin etc.	40802	339	47109	385
104804 Uncoated craft paper & paperboard	42022	350	216049	1766
104805 Other uncoated paper/paprboard	6863	57	8980	73
104809 Carbon paper, not printed, in rolls/sheets	2051	17		
104810 Paper and paperboard,coated	1025526	8482	439756	3602
104811 Paper, paperboard, cellulose wadding etc.	70665	587	62861	514
104813 Cigarette paper not cut to size	235103	1938	178676	1460
104818 Toilet paper & similar paper etc.	42	0	2266	19
104819 Cartons, boxes, cases, bags of paper	111915	928	115089	941
104821 Paper/board labels of all kind	334	3	232775	1903
104821 Paper/board labels of all kind Whether or nor printed	4	0	0	0
104822 Bobbins, spools, cops etc. of paper/ pulp	3638	31	17901	146
104823 Other paper/board cellulose wadding etc.	1	0		
104900 Printed books, newspapers, pictures etc.	**867512**	**7131**	**619342**	**5070**
104901 Printed book,brochures,leaflets etc.	178	1	2124	17

Import payments by countries /commodities Table-3.2 (Contd.)
(Four digit level HS code)

(First two digit section, second two digit chapter and last two digit indicate four digit level commodities)

(Amount in thousand)

HS Code - Countries/Commodities	2024 - 2025		2025 - 2026	
	Amount (BDT)	Amount (USD)	Amount (BDT)	Amount (USD)
104907 Unused postage,revenue stamps etc	867309	7130	617196	5052
104908 Transfers (decalcomanias)			0	0
104911 Other printed mattrer	26	0	22	0
110000 Textiles & Textile Articles	**33623169**	**278426**	**24165544**	**197734**
115100 Wool, fine or coarse animal hair; woven fabric	**1298**	**11**		
115112 Woven fabrics combed wool/fine animal hair	1298	11		
115200 Cotton	**9855437**	**81565**	**7139975**	**58425**
115201 Cotton not carded or combed	546431	4531	411171	3367
115203 Cotton carded or combed	516	4	32735	269
115204 Cotton sewing thread	736	6		
115205 Cotton yarn , cont 85%+ weg cotton	6718996	55579	4331170	35456
115206 Cotton yarn, less than 85% weg cotton	657357	5453	481561	3936
115207 Cotton yarn other than sewing thread	9939	83	4786	39
115208 Woven fabrics of cotton ,>= weg 85%+ , 200g/m.sq.	414802	3433	578159	4722
115209 Woven fabrics of cotton ,>= weg 85%+ , > 200g/m.sq.			21541	176
115210 Woven fabrics of cotton ,> weg 85%+ , 200g/m.sq.	1506065	12472	1267460	10367
115212 Other woven fabrics of cotton	594	5	11393	93
115300 Other vegetable textile fibres; paper yarn etc.	**11671**	**96**	**105779**	**865**
115305 Coconut, abaca,& other veg tex fibres			1291	11
115309 Woven fabrics of flax	11671	96	104488	855
115400 Man-made filaments	**2768651**	**22946**	**1761238**	**14404**
115401 Sewing thread of man-made filaments	1938	16		
115402 Synthetic filament yarn	1315580	10897	920960	7535
115403 Artificial filment yarn	1394536	11564	822850	6726
115407 Woven fabrics of synthetic filament yrn	56596	469	17428	143
115500 Man-made staple fibres	**20611615**	**170702**	**14904399**	**121959**
115503 Synthetic stable fibres, not carded, combed	3838739	31866	4004272	32744
115504 Artificial staple fibres, not carded, combed	12726515	105338	7550920	61828
115506 Synthetic staple fibres, carded, combed	61473	511		
115509 Yarn synthetic staple fibres	2410383	19948	2306700	18860
115510 Yarn of artificial staple fibres	874686	7250	407828	3334
115512 Woven fabrics of synth stap fibres, cont > 85%	4909	41		
115513 Woven fabrics of synth stap fibres, weg 170 g/m.sq.	640410	5302	509987	4171
115514 Woven fabrics of synth stap fibres, weg > 170 g/m.sq.	1306	11	57206	468
115515 Other woven fab Synthetic stap fibres	17884	148		
115516 Woven fabrics artificial staple fibres	35311	287	67487	554
115600 Wadding, felt and nonwovens; special yarns etc.	**37525**	**308**	**31457**	**258**
115601 Wadding text mterials fibre & articles	37400	307	30798	253
115603 Nonwovens, coated,covered/laminated	125	1	603	5
115606 Gimped yarn			56	0
115700 Carpets and other textile floor coverings	**56266**	**466**	**22437**	**183**

Import payments by countries /commodities Table-3.2 (Contd.)
(Four digit level HS code)

(First two digit section, second two digit chapter and last two digit indicate four digit level commodities)

(Amount in thousand)

HS Code - Countries/Commodities	2024 - 2025		2025 - 2026	
	Amount (BDT)	Amount (USD)	Amount (BDT)	Amount (USD)
115702 Carpets & other text floor coverings ,woven	9324	77	2278	19
115703 Carpets & other text floor coverings ,tuffed	1448	12	860	7
115705 Other carpets & other text floor coverings	45494	376	19298	157
115800 Special woven fabrics; tufted text. Fabrics; lace; tapestries; trimmings; embroidery	**12818**	**106**	**24864**	**203**
115801 Woven pile & chenille fabrics	11009	91	1895	15
115806 Narrow woven fabrics	1808	15	22969	188
115900 Impregnated, coated, covered textile fabrics etc.	**92864**	**776**	**52137**	**427**
115902 Tyre cord fabrics	64138	540		
115903 Tex fabrics impregnated,coated etc	28725	236	51862	424
115910 Transmission/conveyor belts, of text mtrl			275	2
116000 Knitted or crocheted fabrics	**124548**	**1036**	**105219**	**862**
116001 Pile fabrics	2764	23	29018	238
116004 Knitted or crochetd fabrics, exd.30 cm	69926	585	14550	119
116005 Wrap knit fabrics	2040	17	12727	104
116006 Other knitted or crochet fabrics	49818	411	48924	401
116100 Articles of apparel & cloth accessories, knitted/crocheted			**119**	**1**
116109 T-shirt singlets & other vests			116	1
116115 Panty, hose, tights, socks etc.			3	0
116200 Articles of apparel & cloth accessories, not knitted/crocheted	**50477**	**414**	**17920**	**147**
116212 Brassieres, girdels, corsets etc	49649	407	16126	132
116217 Other made up cloth acesor & parts of garmt	828	7	1794	15
120000 Footwear,Hradgear, Umbrellas, Sun Umbrellas, Walking Sticks, Seat-Sticks, Whips, Riding-Crops and Parts Thereof Etc	**65481**	**540**	**30476**	**249**
126400 Footwear, gaiters and the like; parts of such articles	**52937**	**437**	**20677**	**169**
126403 Footwear with soles of rubber, plastics etc.	586	5		
126404 Footwear outer soles rubr/lathr etc	49611	409	18034	147
126405 Other footwear	2740	23	781	6
126406 Parts of footwear			1862	15
126500 Headgear and parts thereof	**686**	**6**	**9799**	**80**
126506 Other headgear, not lined	660	5	9442	77
126507 Head-bands, linings, covers etc	26	0	357	3
126700 Prepared feathers and down and articles made of feathers; artificila flowers; articles of human hair	**11859**	**97**		
126703 Humn hair, dressed, thinned etc.	11859	97		
130000 Articles of Stone, Plaster, Cement, Asbestos, Mica or Similar Materials; Ceramic Products; Glass and Glassware	**490189**	**4060**	**747699**	**6113**
136800 Articles of stone, plaster, asbestos, mica etc.	**15965**	**132**	**23716**	**194**
136804 Millstone, grindstone, grinding wheel etc.	13667	113	15074	123
136806 Slag wool, rock wool etc.	1244	10	7209	59
136813 Friction material & articles	1054	9	1432	12
136900 Ceramic products	**19198**	**160**	**3761**	**31**
136902 Refractory bricks, blocks, tiles etc.	7171	60		

Import payments by countries /commodities Table-3.2 (Contd.)
(Four digit level HS code)

(First two digit section, second two digit chapter and last two digit indicate four digit level commodities)

(Amount in thousand)

HS Code - Countries/Commodities	2024 - 2025		2025 - 2026	
	Amount (BDT)	Amount (USD)	Amount (BDT)	Amount (USD)
136907 Unglazed ceramic flags, wall tiles etc.	8929	74	3301	27
136910 Ceramic sinks, wash basins etc.	3098	26	404	3
136911 Tableware, kitchenware, etc., of porcelain/china			55	0
137000 Glass and glassware	**455027**	**3768**	**720222**	**5888**
137002 Glass in balls,rods, unworked	39	0		
137005 Float glass, polished glass, etc.	1789	15	163119	1331
137007 Safety glass, laminated glass, etc.	5776	47	40261	329
137009 Glass mirrors, rear-view mirrors	1976	16	10731	88
137010 Carboys, bottles, flasks, jar etc.	436637	3616	494899	4049
137013 Glassware of table, kitchn, toilt etc.	6228	52	9711	80
137016 Paving blocks, slabs, bricks, tiles etc.	2581	21	1341	11
137018 Glass beads imitation pearls etc.			161	1
150000 Base Metals & Articles of Base Metal	**3395492**	**28133**	**3848854**	**31485**
157200 Iron and Steel	**841600**	**7001**	**91742**	**752**
157204 Ferrous waste & scrap	4344	37	1986	16
157213 Bars & rods, hot-rolled, of iron	231691	1919	63537	522
157216 Angles,shpes & sections of iron	7229	60		
157217 Wire of iron or non-aloy steel	2122	17		
157219 Flat-rolled prodt of stainless steel >= width 600mm	596215	4967	26219	214
157300 Articles of Iron and Steel	**92364**	**755**	**57227**	**467**
157307 Tubes/ pipes fittings of iron / steel	237	2	38	0
157308 Structures & parts of structures	36437	298	72	1
157309 Reservoirs, tanks, vats etc.			936	8
157310 Tanks, casks, drums etc.	4419	37	1443	12
157312 Stranded wire, ropes, cables etc.	221	2		
157314 Wire,expanded metal of iron / steel	113	1		
157315 Chain and parts, of iron/steel	205	2	833	7
157318 Screws,bolts,nuts, etc.	44179	360	43945	358
157319 Sewing/knitting needles, etc.	5	0	17	0
157320 Springs &leaves for springs	2945	24	7767	63
157321 Stoves, ranges,cookers etc.	1745	15		
157324 Sanitary ware & parts, of iron/ steel	1167	10	166	1
157325 Other cast articles,of iron or stl	438	4	559	5
157326 Other articles of iron or steel	253	2	1451	12
157400 Copper and Articles Thereof	**2277112**	**18855**	**3058622**	**25013**
157402 Unrefined, copper anodes	877	7	1136	9
157407 Copper bars,rods refined profiles	583374	4809	1416204	11584
157408 Copper wire	1669731	13850	1641057	13418
157409 Copper plates, sheets & strip	23128	189		
157412 Copper tube or pipe fittings			225	2
157419 Other articles of copper	3	0		
157500 Nickel and Articles Thereof	**34498**	**284**		
157505 Nickel bars, rods, profile & wire	34498	284		
157600 Aluminium and Articles Thereof	**102378**	**844**	**577899**	**4737**

Import payments by countries /commodities Table-3.2 (Contd.)
(Four digit level HS code)

(First two digit section, second two digit chapter and last two digit indicate four digit level commodities)

(Amount in thousand)

HS Code - Countries/Commodities	2024 - 2025		2025 - 2026	
	Amount (BDT)	Amount (USD)	Amount (BDT)	Amount (USD)
157601 Unwrought aluminium	82439	679	529485	4341
157605 Aluminium wire	19939	165	39800	325
157607 Aluminium foil, backed/not backed			8607	70
157610 Aluminium,tube or pipe fittings (for example,couplings,elbows,sleeves)			6	0
157800 Lead and articles thereof	**251**	**2**	**11921**	**97**
157801 Unwrought lead	251	2	11921	97
158000 Tin and articles thereof	**23619**	**197**	**22813**	**186**
158001 Unwrought tin	23619	197	22813	186
158100 Other base metals; cermets; articles thereof			**7213**	**59**
158111 Manganese and articles;			7213	59
158200 Tools, implements, cutlery, spoons and forks, of base metal; parts thereof of base metal	**5716**	**47**	**2915**	**24**
158203 Files, rasps, pliers, etc.	1927	16	1522	12
158204 Hand-operated spanners & wrenches	49	0	549	4
158207 Interchangeable tools, for hand tools	1076	9	131	1
158208 Knives & cutting blades	2658	22	713	6
158209 Plates, sticks, tips, like tools	6	0		
158300 Miscellaneous articles of base metal	**17955**	**148**	**18503**	**151**
158301 Padlocks & locks, of base metal	3291	27	13374	109
158302 Base metal mountings,fittings & articles etc.	1480	12	3340	27
158303 Armoured safes, strong boxes, doors etc.	3488	29		
158305 Fittings for loose-leaf binders, letter clips etc.	24	0	238	2
158308 Clasps, frames, hooks etc.	7696	63	1507	12
158311 Wire, rods, tubes plates, of base metal	1975	16	43	0
160000 Machinery and mechanical appliances; electrical equipment; parts thereof; soundrecorders and reproducers, television image and soundrecorders and reproducers; and parts and accessories of such articles	**2259062**	**18734**	**2331760**	**19057**
168400 Nuclear reactors, boilers, machinery and mechanical appliances; parts thereof	**1135722**	**9403**	**1190299**	**9726**
168402 Steam /other vapour generating boilers	48673	406	99071	810
168407 Spark-ignition/rot piston engines	209081	1728	200519	1638
168409 Parts spark-ignition pistn engin	8511	70	7876	64
168411 Turbo-jet turbo-propellers etc.	188478	1571		
168413 Pumps for liquids	26706	220	3286	27
168414 Air/vacum pumps, gas compressors & fans	178685	1478	157920	1292
168415 Air conditioning machines	64532	544	67598	552
168418 Refrigerators,freezers & othr	6424	53	7606	62
168419 Machinery, plant/ lab equipments etc.	3946	33	16709	137
168421 Centrifuges, filtering machinery rtc.	57486	475	123580	1011
168422 Dish washing machines, etc.	4620	39	5601	46
168424 Mechanical appliances & the like	226	2	60	0
168425 Pulley tackle & hoists etc.	566	5	170	1
168428 Other Lifting, handling, etc.machinery			1167	10
168429 Self-propelled bulldozers, angle dozers etc.	167621	1375	28521	234

Import payments by countries /commodities Table-3.2 (Contd.)
(Four digit level HS code)

(First two digit section, second two digit chapter and last two digit indicate four digit level commodities)

(Amount in thousand)

HS Code - Countries/Commodities	2024 - 2025		2025 - 2026	
	Amount (BDT)	Amount (USD)	Amount (BDT)	Amount (USD)
168431 Parts suitable of machinery			30168	247
168433 Harvesting or threshing machinery	5128	42		
168436 Other agri, horti, poltry-kep machinery	5842	48		
168438 Machinery n.i.e	1045	9	2273	19
168443 Printing machinery	23920	197	45987	376
168446 Weaving machines(looms)	3693	30		
168448 Auxiliary mach for extrd, drw mch etc.	23992	197	4183	34
168450 Household/laundry-type washing mach	13645	115		
168451 Machinery for washing, cleaning etc.	1708	14	670	5
168452 Sewing machines, n/book sewng mach	2280	19	1293	11
168453 Machinery, preparing, tanning etc.			2955	24
168455 Metal rollng mills and rolls thereof	5	0		
168460 Machine-tools deburring, sharpening etc.			48	0
168466 Parts & accessories for machine-tools	1973	16	3890	32
168467 Tools for working in the hand etc.			4447	37
168468 Machine for soldering, brazing etc.	35	0		
168470 Calculating machines etc			8	0
168471 Automatic data processing machines etc.	3102	26	8553	70
168473 Parts & accessories of office machineries			42	0
168474 Machinery washing, crushing etc.	304	3		
168477 Machinery for working rubber/plastics			3845	31
168479 Mechanical appl indivial func. n.i.e	55062	456	304842	2487
168480 Moulding boxes for metal foundry etc.	2172	18	16647	136
168481 Taps, cocks, valves & similar etc.	10408	86	10558	86
168482 Ball/ roller bearings	5810	48	12207	100
168483 Transmission shafts, crank, bearing etc.	2037	17	14423	118
168484 Gaskets & similar joints of metal sheeting etc.	170	1	1770	14
168487 Machinery parts,not cont. elect. connectors	7836	65	1806	15
168500 Electrical machinery and equipment and parts thereof; sound recorders and reproducers, television imageand sound recorders and reproducers and parts and accessories of such articles	**1123340**	**9330**	**1141460**	**9331**
168501 Electric motors and generator	3008	25	10242	84
168502 Electric generating sets, rotary converters	29359	241	26993	221
168503 Parts electric motor,gen. Set	111	1	14183	116
168504 Electric transformer, inductors etc.	95750	797	8643	71
168505 Electro-magnets;and articles			20	0
168506 Primary cels & primary baterie			45168	369
168507 Electric accumulator;	474786	3944	374479	3063
168509 Eletro-mechanical domestic appliances	4065	34	3964	32
168510 Electric shavers, hair clipper etc.	1207	10	1090	9
168511 Electrical ignition equipment, etc.	3494	29	16746	137
168512 Electrical lighting/signaling equipment,etc	74835	617	149580	1222
168514 Industrial/lab electric furnaces, ovens, etc.			99	1
168515 Electric laser/photon beam , etc.	380	3		

Import payments by countries /commodities Table-3.2 (Contd.)
(Four digit level HS code)

(First two digit section, second two digit chapter and last two digit indicate four digit level commodities)

(Amount in thousand)

HS Code - Countries/Commodities	2024 - 2025		2025 - 2026	
	Amount (BDT)	Amount (USD)	Amount (BDT)	Amount (USD)
168516 Electric storage water heater, etc.	2294	19	3695	30
168517 Telephone sets , other apparatus etc.	1463	12	4050	33
168518 Microphones & stands therefor;	26295	216	35337	289
168519 Sound recording apparatus	896	8		
168523 Discs, tapes, smart cards etc.	16636	136	16657	136
168524 Flat panel display module	52123	433	87874	718
168528 Monitors and projectors etc.			4062	33
168528 Monitors and projectors,not incorporating television reception apparatus;reception apparatus for television,whether or not incorporating radio broadcast receivers or sound or videorecording or reproducing apparatus			1796	15
168529 Parts suitable for use solely or principally with the apparatus of headings Nos.85.25 to 85.28	104160	861	152922	1251
168529 Parts,trans,reception etc.,apts	9041	75	5235	43
168531 Electrical sound/visual sig apts			8	0
168533 Electrical resistors, not heating	54	0		
168534 Printed circuits	4489	37	79	1
168535 Electrical apts for switching > 1000 volts	1730	14	26	0
168536 Electrical apparatus for switching or protecting electrical circuits,or for making connections to or in electrical circuits for a voltage notexceeding 1,000 volts; connectors for optical fibres,optical fibres,optical fibre bundles or cables	1519	12	369	3
168536 Electrical apts for switching 1000 volts	16741	138	18660	153
168537 Boards, panels, consols, etc.	4223	35	19392	159
168538 Parts: of electrical switching,apts.	116465	985	1137	9
168539 Electric filament or discharge lamos, including sealed beam lamp units and ultra-violet or infra-red lamps; arc-lamps;light -emitting diode (LED) lamps.	122	1		
168539 Electric filament/discharge lamps	57	0		
168540 Thermionic,cold cathode valves etc.			9	0
168541 Diodes, transistors, semi-conductor etc.	6528	53	20	0
168542 Electronic, integrated circuits	33758	280	74401	608
168543 Electrical machines & apts. n.i.e.	2518	21	396	3
168544 Insulatd wire, cable etc.	35234	291	62099	507
168546 Electrical insulators any metarial			2027	17
168548 Electrical parts of machinery or apparatus, not specified or included elsewhere in th			2	0
170000 Vehicales, Aircraft, Vessels and Associated Transport Equipment	**1978678**	**16348**	**2866317**	**23435**
178700 Vehicles other than railway or tramway rollingstock, and parts and accessories thereof	**1978678**	**16348**	**2866317**	**23435**
178703 Motor car, other motor vehicles	387566	3224	360751	2947
178703 Motor cars and other motor vehicles principally designed for the transport of the persons(other than those of heading No. 87.02) including station wagons and racing cars			2501	20
178705 Special purpose motor vehicles	64235	525	20619	169
178707 Bodies, for tractors, buses	144241	1191	266421	2175

Import payments by countries /commodities Table-3.2 (Contd.)
(Four digit level HS code)

(First two digit section, second two digit chapter and last two digit indicate four digit level commodities)

(Amount in thousand)

HS Code - Countries/Commodities	2024 - 2025		2025 - 2026	
	Amount (BDT)	Amount (USD)	Amount (BDT)	Amount (USD)
178708 Parts,accessories, motor vehicles	319386	2637	1070394	8754
178710 Tank & other armoured vehi			1	0
178711 Motorcycles	505960	4183	487852	3991
178714 Parts,accessories, of motorcycle/bicycles	557226	4588	657779	5378
178716 Trailer & semi-trailers;	65	1		
180000 Optical, Photographic, Cinematographic, Measuring, Checking, Precision, Medical Orsurgical Instruments and Apparatus; Clocks and Watches; Musical Instruments; Parts and Accessories Thereof	**79854**	**662**	**110768**	**906**
189000 Optical, photographic, cinematographic, measuring, checking, precision, medical orsurgical instruments and apparatus; parts and accessories thereof	**65778**	**546**	**98863**	**808**
189018 Instruments in medical,surgical, etc.	30056	251	6068	49
189022 Appratus based on x-ray,alpha, etc.	263	2	2064	17
189023 Instruments demonstrationl purposes	2160	18	244	2
189024 Machines, hardness,strength test etc.			15839	130
189025 Hydrometers,thermometers etc.	1917	16	3283	27
189026 Instruments, checking flow,level etc.	1814	15	239	2
189027 Instruments, physical, chemical analysis etc.	21194	175	32746	268
189028 Gas,liquid, electricty meters			170	1
189029 Revolution counters,taximeters etc.	2140	17	22146	181
189030 Oscilloscopes, spectrum analysers etc.,	1667	14	4658	38
189031 Measuring/checking instrument	1298	11	5733	47
189032 Automatic regulating instru	2276	19	2387	20
189033 Parts & accessories n.i.s	995	8	3284	27
189100 Clocks and watches and parts thereof	**189**	**2**		
189106 Time of day recording apparatus	153	1		
189107 Time switches with clock/watch	37	0		
189200 Musical instruments; parts and accessories	**13886**	**115**	**11905**	**97**
189201 Pianos,harpsichords etc.	5562	46	3980	33
189202 Other string musical instruments	4174	34	4785	39
189205 Wind musical instruments	121	1	172	1
189207 Musical instruments etc.	4030	33	2630	21
189209 Parts of musical instruments			337	3
180000 Optical, photographic, clocks, musical instruments etc.	**38551**	**322**	**50337**	**412**
189000 Optical, photographic, etc.	**38551**	**322**	**50337**	**412**
189014 Direction finding compasses	4972	42		
189018 Instruments in medical,surgical, etc.	33579	281	50337	412
190000 Arms and Ammunition; Parts and Accessories Thereof	**272**	**2**		
199300 Arms and ammunition; parts and accessories thereof	**272**	**2**		
199302 Revolvers and pistols	272	2		
200000 Miscellaneous Manufactured Articles	**4223311**	**35003**	**3563498**	**29148**

Import payments by countries /commodities Table-3.2 (Contd.)
(Four digit level HS code)

(First two digit section, second two digit chapter and last two digit indicate four digit level commodities)

(Amount in thousand)

HS Code - Countries/Commodities	2024 - 2025		2025 - 2026	
	Amount (BDT)	Amount (USD)	Amount (BDT)	Amount (USD)
209400 Furniture; bedding, mattresses, mattress supports, cushions and similar stuffed furnishings; lamps and light fittings, not elsewhere specified or included; illuminated signs, illuminatednameplates and the like; prefabricated buildings	**170355**	**1406**	**267355**	**2184**
209401 Seats and parts	44506	368	184174	1504
209402 Medical, surgical, dental furniture	118269	975	83072	679
209403 Other furniture & parts	6109	51	7	0
209404 Mattress supports;	1272	11	102	1
209405 Lamps and lighting fittings & parts	199	2		
209500 Toys, games and sports requisites; parts and accessories thereof	**3741**	**31**	**1278**	**10**
209503 Tricycles, scooters, pedal cars etc.	129	1	220	2
209506 Articlese for gymnastics, sports etc.	3612	30	1058	9
209600 Miscellaneous manufactured articles	**4049215**	**33566**	**3294866**	**26953**
209602 Worked veg/mineral carving matrl	203733	1690		
209603 Brooms, brushes, etc.	18994	156	3599	29
209604 Hand sieves and hand riddles	5692	47		
209606 Buttons, press/snap-fasteners, etc	1299	11	1017	8
209607 Slide fasteners and parts	3803129	31527	3280398	26835
209609 Pencils, crayons etc.	6245	52	5649	46
209612 Typewriter ribbons,inked, etc.	9252	77	2902	24
209619 Sanitary towels , napkins etc.	870	7	1300	11
Int. Bodies (Eu)	**33589**	**276**	**12156**	**100**
070000 Plastics & Rubber Articles Thereof			**218**	**2**
073900 Plastics and articles thereof			**16**	**0**
073917 Tube, pipe & hoses etc of plastics			16	0
074000 Rubber and articles thereof			**202**	**2**
074016 Other articles of vulcanised rubber			202	2
150000 Base Metals & Articles of Base Metal	**631**	**5**	**725**	**6**
157300 Articles of Iron and Steel	**631**	**5**	**725**	**6**
157304 Tubes, pipes etc. other than cast iron	483	4		
157307 Tubes/ pipes fittings of iron / steel			12	0
157318 Screws,bolts,nuts, etc.	148	1		
157319 Sewing/knitting needles, etc.			713	6
160000 Machinery and mechanical appliances; electrical equipment; parts thereof; soundrecorders and reproducers, television image and soundrecorders and reproducers; and parts and accessories of such articles	**32958**	**271**	**10471**	**86**
168400 Nuclear reactors, boilers, machinery and mechanical appliances; parts thereof	**32958**	**271**	**10260**	**84**
168413 Pumps for liquids			1197	10
168419 Machinery, plant/ lab equipments etc.	3302	28		
168455 Metal rollng mills and rolls thereof	29104	239	2669	22
168481 Taps, cocks, valves & similar etc.			6395	52
168487 Machinery parts,not cont. elect. connectors	552	5		

Import payments by countries /commodities Table-3.2 (Contd.)
(Four digit level HS code)

(First two digit section, second two digit chapter and last two digit indicate four digit level commodities)

(Amount in thousand)

HS Code - Countries/Commodities	2024 - 2025		2025 - 2026	
	Amount (BDT)	Amount (USD)	Amount (BDT)	Amount (USD)
168500 Electrical machinery and equipment and parts thereof; sound recorders and reproducers, television imageand sound recorders and reproducers and parts and accessories of such articles			**211**	**2**
168504 Electric transformer, inductors etc.			211	2
180000 Optical, Photographic, Cinematographic, Measuring, Checking, Precision, Medical Orsurgical Instruments and Apparatus; Clocks and Watches; Musical Instruments; Parts and Accessories Thereof			**741**	**6**
189000 Optical, photographic, cinematographic, measuring, checking, precision, medical orsurgical instruments and apparatus; parts and accessories thereof			**741**	**6**
189026 Instruments, checking flow,level etc.			741	6
Iran, Islamic Republic Of	**8806**	**73**		
020000 Vegetable Products	**8711**	**72**		
020800 Edible fruit nuts; peel of citrus fruit or melons	**8711**	**72**		
020802 Other nuts, fresh/dried	2372	20		
020804 Dates figs pinapples etc., fresh/dried	6339	52		
160000 Machinery and mechanical appliances; electrical equipment; parts thereof; soundrecorders and reproducers, television image and soundrecorders and reproducers; and parts and accessories of such articles	**96**	**1**		
168400 Nuclear reactors, boilers, machinery and mechanical appliances; parts thereof	**96**	**1**		
168443 Printing machinery	96	1		
Iraq	**41653650**	**345225**	**20260504**	**165833**
020000 Vegetable Products	**2883442**	**23636**	**2262321**	**18484**
020800 Edible fruit nuts; peel of citrus fruit or melons	**2883442**	**23636**	**2262321**	**18484**
020804 Dates figs pinapples etc., fresh/dried	2883442	23636	2262321	18484
030000 Animal or vegetable fats and oils and their cleavage products; prepared edible fats; animal or vegetable waxes	**3372691**	**27645**		
031500 Animal or vegetable fats and oils and their cleavage products; prepared edible fats; animal or vegetable waxes	**3372691**	**27645**		
031507 Soya-bean oils & its fractons, not refined	3372691	27645		
050000 Mineral Products	**35397517**	**293944**	**17998183**	**147349**
052700 Mineral fuels, mineral oilsand products of their distillation bituminous substances; mineral waxes	**35397517**	**293944**	**17998183**	**147349**
052707 Oils & other products of coal tar	1383	11		
052709 Petroleum oils, crude	9772235	80876	1604830	13183
052710 Petroleum oils, refined	20437	170		
052711 PETROLEUM GASES AND OTHER GASEOUS HYDROCARBONS	336389	2853		
052711 Petroleum gases & other gaseous hydrocarbons	24486205	203554	14623634	119702
052713 Petro coke,bitumen etc.	780869	6480	1769718	14464
Ireland	**4102990**	**33960**	**5201158**	**42545**
010000 Live Animals and Animal Products	**960926**	**7946**	**1331008**	**10897**

Import payments by countries /commodities Table-3.2 (Contd.)
(Four digit level HS code)

(First two digit section, second two digit chapter and last two digit indicate four digit level commodities)

(Amount in thousand)

HS Code - Countries/Commodities	2024 - 2025		2025 - 2026	
	Amount (BDT)	Amount (USD)	Amount (BDT)	Amount (USD)
010400 Dairy produce; bird's eggs; natural honey; Edible products of animal origin, not elsewhere specified or included.	**960926**	**7946**	**1331008**	**10897**
010402 Milk & cream, containing sugar	960901	7946	1275265	10442
010403 Yogurt;Buttermilk, curdled milk & cream, yogurt etc.	25	0		
010404 Whey, containing sugar /sweetening matter			55743	455
020000 Vegetable Products	**6985**	**58**	**1695**	**14**
021100 Products of the milling industry; Malt; Starces; Inulin; Eheat gluten	**5326**	**44**		
021108 Starches ; inulin	5326	44		
021200 Oil seeds and oleaginous fruits; miscellaneous grains; seeds and fruit; industrial or medicinal plants; straw and fodder	**1659**	**14**	**1695**	**14**
021212 Locut bean, seaweeds sugr bet/cane etc.	1659	14	1695	14
040000 Prepared foodstuffs; Beverages, Spirits and vineger; Tobacco and manufactured tobacco substitues	**147211**	**1215**	**360725**	**2949**
041900 Preparations of cereals, flour, starch or milk; pastry cooks' products	**138403**	**1142**	**339997**	**2780**
041901 Malt extract;	138403	1142	339997	2780
042000 Preparations of vegetables, fruit, nuts or other parts of plants			**2**	**0**
042006 Vegetables,fruit/nut etc. preserved by sugar			2	0
042200 Beverages, spirits and vinegar	**4967**	**41**	**287**	**2**
042203 Beer made from malt	67	1	45	0
042206 Other fermented beverages	55	0		
042208 Undenaturd ethyl alcohol vol. 0%	4845	40	243	2
042300 Residues and waste from the food industries; Prepared animal fodder	**3842**	**32**	**20438**	**167**
042309 Preparations of a kind used in animal feeding	3842	32	20438	167
060000 Products of the Chemical or Allied Industries	**629808**	**5204**	**607716**	**4972**
062800 Inorganic chemicals; organic or inorganic compounds of precious metals, of rare-earth metals, of radioactive elements or of isotopes	**67276**	**553**	**105955**	**867**
062805 Alkali, rare earth metals, mercury etc.	57715	473	105205	861
062806 Hydrogen chloride, chlorosulphuric acid	9560	80		
062825 Hydrazine/hydroxylamine & salt etc.			15	0
062828 Hypochlorites chlorites			555	5
062853 Phosphides, whether or not chemically defined, excluding ferrophosphorus;			180	1
062900 Organic chemicals	**7570**	**64**	**39362**	**322**
062933 Heterocyclic comp w/nitrogen	242	2		
062934 Nucleic acids & their salts;	7328	62	38394	314
062941 Antibiotics			968	8
063000 Pharmaceutical products	**182114**	**1505**	**218013**	**1784**
063002 Humn & animal blood	40779	337	20768	170
063003 Medicament consist. two or more mixed,for therapeutic use			5277	43
063004 Medicament consist. mixed/unmixed,for therapeutic use	12799	106	28141	230
063005 Wadding ,gauze,bandages etc.			446	4
063006 Pharmaceutical goods	128536	1062	163381	1337

Import payments by countries /commodities Table-3.2 (Contd.)
(Four digit level HS code)

(First two digit section, second two digit chapter and last two digit indicate four digit level commodities)

(Amount in thousand)

HS Code - Countries/Commodities	2024 - 2025		2025 - 2026	
	Amount (BDT)	Amount (USD)	Amount (BDT)	Amount (USD)
063100 Fertilisers			**170**	**1**
063105 Mineralor chemical fertilizers cont. nitr,phos,potaas			170	1
063200 Tanning or dyeing extracts; Tannins and their derivatives; Dyes, pigments and other colouring matter; Paints and varnishes; Putty and other mastics; Inks	**7216**	**60**	**2407**	**20**
063204 Synthetic organic colouring matter			2321	19
063212 Pigments dispersed in non-aqueous			87	1
063214 Glaziers putty,grafting putty etc.	7216	60		
063300 Essential oils & resinoids; Perfum, cosmetic or toilet preperations	**7264**	**59**	**2773**	**23**
063302 Mix of odoriferous substancees	7230	59	2773	23
063306 Preparations for oral/dental hygiene	34	0		
063400 Soap, organic surf-active agents, lubricating etc.	**14798**	**122**	**7794**	**64**
063402 Organic surfac-active agents	14798	122	7589	62
063403 Lubricat preparations etc.			205	2
063500 Albuminoidal substances; modified starches, glues, enzymes	**18501**	**152**	**29093**	**238**
063501 Casein ,caseinates, casein derivatives			6	0
063506 Prepared glues & other prep. adhesives	1038	9	1374	11
063507 Enzymes; prepared enzymes n.e.s	17463	144	27713	226
063800 Miscellaneous chemical products	**325069**	**2688**	**202148**	**1655**
063821 Prepared culture media	2	0		
063822 Diagnostic or laboratory reagents	325067	2688	202148	1655
070000 Plastics & Rubber Articles Thereof	**209058**	**1729**	**174775**	**1430**
073900 Plastics and articles thereof	**196275**	**1624**	**170601**	**1395**
073901 Polymers of ethylene, in primary forms	7344	60		
073907 Polyacetals in primary forms			2075	17
073912 Cellulose & chemical dertives in primary	186092	1541	165092	1350
073917 Tube, pipe & hoses etc of plastics	250	2	24	0
073919 Self-adhesive, plates, sheets etc of plastics			37	0
073921 Other Plates, sheets etc. of plastics	3	0		
073923 Artilces for the conveyance	18	0	2676	22
073926 Other plastics & articles	2212	18	696	6
073926 other articles of plastics and articles of other materials of heading Nos. 39.01 to 39.14	356	3		
074000 Rubber and articles thereof	**12783**	**105**	**4174**	**34**
074005 Compound rubber, in primry form	12034	99		
074010 Conveyor/transmisions belts of rub	433	4	3751	31
074016 Other articles of vulcanised rubber	316	3	423	3
100000 Pulp of wood or of other fibrous cellulosic material; recovered (waste and scrap) paper or paperboard; paper and paperboard and articles thereof	**1972**	**17**	**217**	**2**
104800 Paper and paperboard; articles of paper pulp, of paper or of paperboard	**691**	**6**		
104819 Cartons, boxes, cases, bags of paper	594	5		
104823 Other paper/board cellulose wadding etc.	96	1		

Import payments by countries /commodities Table-3.2 (Contd.)
(Four digit level HS code)

(First two digit section, second two digit chapter and last two digit indicate four digit level commodities)

(Amount in thousand)

HS Code - Countries/Commodities	2024 - 2025		2025 - 2026	
	Amount (BDT)	Amount (USD)	Amount (BDT)	Amount (USD)
104900 Printed books, newspapers, pictures etc.	**1281**	**11**	**217**	**2**
104911 Other printed mattrer	1281	11	217	2
110000 Textiles & Textile Articles	**242**	**2**	**275**	**2**
115300 Other vegetable textile fibres; paper yarn etc.			**39**	**0**
115309 Woven fabrics of flax			39	0
115800 Special woven fabrics; tufted text. Fabrics; lace; tapestries; trimmings; embroidery	**242**	**2**		
115807 Labeles, badges & similar articles text	242	2		
116200 Articles of apparel & cloth accessories, not knitted/crocheted			**236**	**2**
116217 Other made up cloth acesor & parts of garmt			236	2
130000 Articles of Stone, Plaster, Cement, Asbestos, Mica or Similar Materials; Ceramic Products; Glass and Glassware	**21**	**0**	**136**	**1**
137000 Glass and glassware	**21**	**0**	**136**	**1**
137017 Lab,hygnic/pharmaceautical glassware	21	0	136	1
150000 Base Metals & Articles of Base Metal	**55364**	**459**	**127374**	**1042**
157200 Iron and Steel	**49817**	**413**	**117036**	**957**
157204 Ferrous waste & scrap	49817	413	117036	957
157300 Articles of Iron and Steel	**2943**	**24**	**1928**	**16**
157307 Tubes/ pipes fittings of iron / steel			4	0
157309 Reservoirs, tanks, vats etc.	84	1	77	1
157318 Screws,bolts,nuts, etc.	2497	21	1714	14
157326 Other articles of iron or steel	362	3	132	1
157600 Aluminium and Articles Thereof	**5**	**0**	**6171**	**51**
157607 Aluminium foil, backed/not backed	5	0		
157614 Stranded wire, cable of aluminium			6171	51
158200 Tools, implements, cutlery, spoons and forks, of base metal; parts thereof of base metal	**15**	**0**	**2155**	**18**
158204 Hand-operated spanners & wrenches	12	0	4	0
158205 Hand tools n.i.e	2	0		
158207 Interchangeable tools, for hand tools			2150	18
158300 Miscellaneous articles of base metal	**2584**	**22**	**86**	**1**
158301 Padlocks & locks, of base metal			12	0
158302 Base metal mountings,fittings & articles etc.	109	1	73	1
158309 Stoppers, caps & lids of base metal	41	0		
158311 Wire, rods, tubes plates, of base metal	2434	20		
160000 Machinery and mechanical appliances; electrical equipment; parts thereof; soundrecorders and reproducers, television image and soundrecorders and reproducers; and parts and accessories of such articles	**352402**	**2933**	**223922**	**1833**
168400 Nuclear reactors, boilers, machinery and mechanical appliances; parts thereof	**345753**	**2878**	**220092**	**1801**
168409 Parts spark-ignition pistn engin	1413	12	67	1
168412 Other engines and motors			629	5
168413 Pumps for liquids	39923	328	37153	304
168414 Air/vacum pumps, gas compressors & fans	29292	246	784	6
168415 Air conditioning machines			18	0

Import payments by countries /commodities Table-3.2 (Contd.)
(Four digit level HS code)

(First two digit section, second two digit chapter and last two digit indicate four digit level commodities)

(Amount in thousand)

HS Code - Countries/Commodities	2024 - 2025		2025 - 2026	
	Amount (BDT)	Amount (USD)	Amount (BDT)	Amount (USD)
168418 Refrigerators,freezers & othr	17528	146		
168421 Centrifuges, filtering machinery rtc.	9236	76	21064	172
168422 Dish washing machines, etc.	12353	103	76	1
168423 Weighing machinery, etc.	94	1		
168427 Fork-lift truks;	162900	1365	108813	890
168431 Parts suitable of machinery	3092	26		
168434 Milking mach & dairy machinery	16823	138	4578	37
168443 Printing machinery	13570	111	10658	87
168448 Auxiliary mach for extrd, drw mch etc.	907	8		
168451 Machinery for washing, cleaning etc.	5	0	1360	11
168455 Metal rollng mills and rolls thereof	154	1		
168471 Automatic data processing machines etc.	1022	8	4	0
168473 Parts & accessories of office machineries	300	3		
168477 Machinery for working rubber/plastics	99	1	1189	10
168479 Mechanical appl indivial func. n.i.e	34007	279	7081	58
168481 Taps, cocks, valves & similar etc.	803	7	6170	51
168482 Ball/ roller bearings	186	2		
168483 Transmission shafts, crank, bearing etc.	1448	12	93	1
168484 Gaskets & similar joints of metal sheeting etc.	343	3	1772	15
168487 Machinery parts,not cont. elect. connectors	257	2	18584	153
168500 Electrical machinery and equipment and parts thereof; sound recorders and reproducers, television imageand sound recorders and reproducers and parts and accessories of such articles	**6649**	**55**	**3830**	**31**
168501 Electric motors and generator	1203	10	300	2
168503 Parts electric motor,gen. Set	34	0	1342	11
168504 Electric transformer, inductors etc.	1717	14	92	1
168516 Electric storage water heater, etc.	59	0		
168517 Telephone sets , other apparatus etc.	41	0		
168523 Discs, tapes, smart cards etc.	437	4	75	1
168525 Transmission appart radio-tel, etc.	224	2		
168528 Monitors and projectors,not incorporating television reception apparatus;reception apparatus for television,whether or not incorporating radio broadcast receivers or sound or videorecording or reproducing apparatus			157	1
168531 Electrical sound/visual sig apts	313	3		
168532 Electrical capacitors, fixed,variable etc.	1393	11		
168536 Electrical apts for switching 1000 volts	145	1	350	3
168537 Boards, panels, consols, etc.	296	2	430	4
168538 Parts: of electrical switching,apts.	266	2	1021	8
168544 Insulatd wire, cable etc.	519	4	63	1
180000 Optical, Photographic, Cinematographic, Measuring, Checking, Precision, Medical Orsurgical Instruments and Apparatus; Clocks and Watches; Musical Instruments; Parts and Accessories Thereof	**1656633**	**13725**	**2360018**	**19295**

Import payments by countries /commodities Table-3.2 (Contd.)
(Four digit level HS code)

(First two digit section, second two digit chapter and last two digit indicate four digit level commodities)

(Amount in thousand)

HS Code - Countries/Commodities	2024 - 2025		2025 - 2026	
	Amount (BDT)	Amount (USD)	Amount (BDT)	Amount (USD)
189000 Optical, photographic, cinematographic, measuring, checking, precision, medical orsurgical instruments and apparatus; parts and accessories thereof	**1656633**	**13725**	**2360018**	**19295**
189002 Lenses, prisims, mirrors etc.	15	0		
189003 Frame & mounting,spectacles etc.	3	0		
189018 Instruments in medical,surgical, etc.	1331147	11013	1811053	14800
189019 Mechano-therapy,etc,appliances	1132	9		
189021 Orthopaedic,appliances etc.	79108	655	85398	698
189022 Appratus based on x-ray,alpha, etc.			46	0
189023 Instruments demonstrationl purposes			93	1
189024 Machines, hardness,strength test etc.	93	1	1231	10
189025 Hydrometers,thermometers etc.	323	3	92	1
189026 Instruments, checking flow,level etc.	188	2	72	1
189027 Instruments, physical, chemical analysis etc.	178307	1495	394915	3235
189029 Revolution counters,taximeters etc.			5834	48
189031 Measuring/checking instrument	2725	23		
189032 Automatic regulating instru	285	2	307	3
189033 Parts & accessories n.i.s	63308	523	60977	498
190000 Arms and Ammunition; Parts and Accessories Thereof	**82275**	**673**	**13086**	**107**
199300 Arms and ammunition; parts and accessories thereof	**82275**	**673**	**13086**	**107**
199304 Other arms; spring, air/gas guns etc.	46414	379	12232	100
199305 Parts of military weapons, revolver,etc	35861	293	854	7
200000 Miscellaneous Manufactured Articles	**94**	**1**	**211**	**2**
209400 Furniture; bedding, mattresses, mattress supports, cushions and similar stuffed furnishings; lamps and light fittings, not elsewhere specified or included; illuminated signs, illuminatednameplates and the like; prefabricated buildings	**94**	**1**	**117**	**1**
209405 Lamps and lighting fittings & parts	94	1	117	1
209600 Miscellaneous manufactured articles			**93**	**1**
209603 Brooms, brushes, etc.			93	1
Italy	**49206044**	**407095**	**55251186**	**451802**
010000 Live Animals and Animal Products	**2150**	**18**	**921**	**8**
010100 Live animals	**724**	**6**		
010106 Other live animals	724	6		
010400 Dairy produce; bird's eggs; natural honey; Edible products of animal origin, not elsewhere specified or included.	**1426**	**12**	**921**	**8**
010403 Buttermilk, curdled milk & cream, yogurt etc.	384	3		
010403 Yogurt;Buttermilk, curdled milk & cream, yogurt etc.	116	1		
010406 Cheese and curd	926	8	921	8
020000 Vegetable Products	**705881**	**5842**	**636145**	**5206**
020800 Edible fruit nuts; peel of citrus fruit or melons	**6828**	**56**	**12266**	**100**
020813 Fruit,dried other not coconut etc.	6828	56	12266	100

Import payments by countries /commodities Table-3.2 (Contd.)
(Four digit level HS code)

(First two digit section, second two digit chapter and last two digit indicate four digit level commodities)

(Amount in thousand)

HS Code - Countries/Commodities	2024 - 2025		2025 - 2026	
	Amount (BDT)	Amount (USD)	Amount (BDT)	Amount (USD)
020900 Coffee, tea, mate and spices	**505505**	**4185**	**428386**	**3507**
020901 Cofee, not roastd or roasted	2113	17	4720	38
020909 Seeds of anise/badian/cumin etc.	503392	4168	423666	3468
021000 Cereals	**135**	**1**	**54**	**0**
021006 Rice	135	1	54	0
021100 Products of the milling industry; Malt; Starces; Inulin; Eheat gluten	**74**	**1**	**24515**	**200**
021101 Wheat or meslin flour	74	1	55	0
021108 Starches ; inulin			24460	200
021200 Oil seeds and oleaginous fruits; miscellaneous grains; seeds and fruit; industrial or medicinal plants; straw and fodder	**89624**	**742**	**51709**	**424**
021209 Seed,fruit & spores for sowing	89624	742	51709	424
021300 Lac; Gums, Resins and other vegetable saps and extracts	**103714**	**857**	**119216**	**975**
021302 Vegetable saps and extracts;	103714	857	119216	975
030000 Animal or vegetable fats and oils and their cleavage products; prepared edible fats; animal or vegetable waxes	**287834**	**2391**	**291686**	**2386**
031500 Animal or vegetable fats and oils and their cleavage products; prepared edible fats; animal or vegetable waxes	**287834**	**2391**	**291686**	**2386**
031507 Soya-bean oils & its fractons, not refined	202	2		
031509 Olive oils & its fractons, not refined	47843	396	92415	757
031512 Sunflower,safflower/cotton seed oil, not refined	200241	1665	147892	1209
031515 Other fixed vegetable fats & oils, not refined	12315	102	46817	382
031518 Animal/veg. fats & oils, boiled, oxidised etc.	26124	218	3732	31
031520 Glycerol, crude;	356	3		
031521 Vegetable waxes & beewaxes etc.,not refined	753	6	829	7
040000 Prepared foodstuffs; Beverages, Spirits and vineger; Tobacco and manufactured tobacco substitues	**522811**	**4310**	**519519**	**4247**
041700 Sugars and sugar confectionery	**884**	**7**		
041704 Sugar confctionry, not containing cocoa	884	7		
041800 Cocoa and cocoa preparations	**4984**	**41**	**1185**	**10**
041806 Chocolate/food prep. Contain. Cocoa	4984	41	1185	10
041900 Preparations of cereals, flour, starch or milk; pastry cooks' products	**111686**	**918**	**58593**	**479**
041901 Malt extract;	85880	705	28512	234
041902 Pasta whether or not cooked	12530	104	13615	111
041905 Bread,pastry,cakes,biscuits etc.	13276	110	16466	134
042000 Preparations of vegetables, fruit, nuts or other parts of plants	**20709**	**171**	**29097**	**238**
042001 Vegetibles,fruit,nut & other edible part of plants	95	1		
042002 Tomatoes prep/presrv n/vinegar	4162	34	6751	55
042005 Other Veg. prep/presrv., not frozen	695	6	654	5
042008 Fruit & nuts etc.,	15757	131	16460	134
042009 Frut & vegetable juices			5233	43
042100 Miscellaneous edible preparations	**170463**	**1405**	**163248**	**1334**
042101 Extracts,essences of coffee,tea etc.	46	0		

Import payments by countries /commodities Table-3.2 (Contd.)
(Four digit level HS code)

(First two digit section, second two digit chapter and last two digit indicate four digit level commodities)

(Amount in thousand)

HS Code - Countries/Commodities	2024 - 2025		2025 - 2026	
	Amount (BDT)	Amount (USD)	Amount (BDT)	Amount (USD)
042102 Yeast; baking powder	14581	120	11380	93
042103 Sauces and preparations thereof	260	2	900	7
042106 Food preparations n.e.s	155577	1282	150968	1233
042200 Beverages, spirits and vinegar	**18387**	**152**	**18378**	**150**
042201 Mineral & aerated waters,not add. Sug.			1404	11
042203 Beer made from malt	239	2	251	2
042204 Wine of fresh grapes	5126	43	525	4
042205 Vermouth & other wine of fresh grapes	17	0		
042208 Undenaturd ethyl alcohol vol. 0%	10919	90	11573	95
042209 Vinegar& subst from acitic acid	2085	17	4625	38
042300 Residues and waste from the food industries; Prepared animal fodder	**195698**	**1614**	**249019**	**2036**
042303 Residues of strach manufacture	4088	34		
042309 Preparations of a kind used in animal feeding	191611	1581	249019	2036
050000 Mineral Products	**371147**	**3085**	**72695**	**594**
052500 Salt; sulphur; earths and stone; plastering materials, lime and cement	**114207**	**945**	**51919**	**424**
052501 Salt and pure sodium chloride	746	6		
052504 Natural graphite	879	7		
052508 Other clays;	161	1		
052511 Natural barium sulphate, etc.	135	1		
052512 Siliceous fossil meals, etc.	3511	29		
052513 Pumice stone, emery etc.	40321	333	3757	31
052515 Marble,travertine, ecaussine stone etc.	60358	500	32955	269
052519 Natural magnesium carbonate & other	3506	29	12163	100
052526 Natural steatite; crushed or not crushed	4591	38	3044	25
052700 Mineral fuels, mineral oilsand products of their distillation bituminous substances; mineral waxes	**256939**	**2140**	**20776**	**170**
052707 Oils & other products of coal tar	8448	69		
052710 Petroleum oils and oils obtained from bituminous minerals,other than crude; preparations not elsewherespecified or included,containing by weight 70% or more of petroleum oils or of oils obtained from bituminous minerals,these oils being the basic constituents of the preparation;waste oils	153	1	1020	8
052710 Petroleum oils, refined	248232	2068	19756	162
052712 Petroleum jely;paraffin wax,etc	106	1		
060000 Products of the Chemical or Allied Industries	**10564666**	**87445**	**10966516**	**89665**
062800 Inorganic chemicals; organic or inorganic compounds of precious metals, of rare-earth metals, of radioactive elements or of isotopes	**480962**	**3969**	**390241**	**3194**
062803 Carbon			691	6
062804 Hydrogen, rare gases etc.	156	1		
062811 Other inorganic acids, other inorganic oxygen			32	0
062815 Sodium or potasium hydroxide	175639	1440	1416	12
062818 Artificial corundum, aluminium oxide/hydroxide	328	3		

Import payments by countries /commodities Table-3.2 (Contd.)
(Four digit level HS code)

(First two digit section, second two digit chapter and last two digit indicate four digit level commodities)

(Amount in thousand)

HS Code - Countries/Commodities	2024 - 2025		2025 - 2026	
	Amount (BDT)	Amount (USD)	Amount (BDT)	Amount (USD)
062820 Manganese oxides			1741	14
062821 Iron oxide & hydroxide	10355	86	16156	132
062822 Cobalt oxides & hydroxides	105	1		
062823 Titanium oxides	3418	28	3162	26
062825 Hydrazine/hydroxylamine & salt etc.	8461	69		
062827 Chloride/bromide/iodides	234	2		
062830 Sulphides; polysulphides			6901	57
062831 Dithionites and sulphoxylates	4017	34	201	2
062833 Sulphate alums, peroxosulphate	14322	119	10747	88
062835 Phosphinates, phosphonates	462	4	2660	22
062836 Carbonates; peroxocarbonates	76703	635	72810	595
062839 Silicates, commercial alkali metal silicates	877	7	1809	15
062840 Borates; peroxoborates	75384	630	183892	1505
062842 Other salt of inorganic acids/peroxoacids	3670	31	2112	17
062843 Colloidal precious metals, silver/gold compounds	106327	876	85912	703
062847 Hydrogen peroxide not solidified urea	484	4		
062849 Carbides not chem. defined	19	0		
062900 Organic chemicals	**4009308**	**33200**	**4224038**	**34536**
062902 Cyclic hydrocarbons			12747	105
062905 Acyclic alcohol/halogn sulpho,etc	8258	68	10700	88
062909 Ether,ether alcohols, etc.	13864	116		
062914 Ketone & quinon etc.	5509	45		
062915 Saturated acyclice,monocarboxilic acid etc.	58289	481	41532	340
062916 Unsaturated acyclic monocarboxylic acid etc.	7108	59		
062917 Polycarboxylic acids	15252	127	36211	297
062918 Carboxylic acids	25535	212	14601	119
062919 Phosphoric esters and their salts	400	3		
062920 Ester of other inorganic acids	25274	208	31881	261
062921 Amine function compounds	20806	171	7313	60
062922 Oxygen-function amino-compound	166317	1378	146532	1198
062923 Qaternary ammonium salts etc.			3637	30
062924 Carboxyamide amide- func. Comp.	37476	312	40020	327
062925 Carboxyimide imine-func. Comp.	163837	1351	105215	861
062927 Diazo, azo or azoxy-compounds	69	1	72	1
062929 Compound w/ other nitrogen func.	4414	37		
062930 Organo-sulphur compounds	18333	155	35658	292
062931 Other, organo-inorganic comp.	10847	91	134	1
062932 Heterocyclic compound w/oxygen	25036	208	27994	229
062933 Heterocyclic comp w/nitrogen	511579	4239	607202	4966
062934 Nucleic acids & their salts;	728218	6016	738752	6044
062935 Sulphonamidcs	110186	909	45114	368
062936 Provitamins & vitamins etc.	28038	232	89669	733
062937 Hormones, prostaglandins etc.	1156243	9587	1215398	9936
062938 Glycosides; and their salts;	9418	78	11102	91

Import payments by countries /commodities Table-3.2 (Contd.)
(Four digit level HS code)

(First two digit section, second two digit chapter and last two digit indicate four digit level commodities)

(Amount in thousand)

HS Code - Countries/Commodities	2024 - 2025		2025 - 2026	
	Amount (BDT)	Amount (USD)	Amount (BDT)	Amount (USD)
062939 Alkaloids, natural or reproduced by synthesis and their salts, ethers, esters and other derivatives	66996	554	49912	408
062939 Vegetable alkaloids, & their salts;	5379	44	674	6
062940 Sugars , oter than sucrose etc.	330788	2736	190857	1557
062941 Antibiotics	401378	3332	687210	5618
062942 Other organic compounds	54461	452	73900	604
063000 Pharmaceutical products	**1646163**	**13615**	**1616311**	**13212**
063002 Humn & animal blood	694025	5735	888658	7260
063003 Medicament consist. two or more mixed,for therapeutic use	25841	210	371095	3035
063004 Medicament consist. mixed/unmixed,for therapeutic use	920345	7620	356558	2917
063005 Wadding ,gauze,bandages etc.	454	4		
063006 Pharmaceutical goods	5498	45		
063200 Tanning or dyeing extracts; Tannins and their derivatives; Dyes, pigments and other colouring matter; Paints and varnishes; Putty and other mastics; Inks	**1097777**	**9097**	**1294221**	**10588**
063201 Tanning extract of vegetable origin;	62616	517	39550	324
063202 Synthetic organic/ inorganic tanning subs.	382042	3167	440859	3607
063204 Synthetic organic colouring matter	322130	2675	275756	2256
063206 Other Colouring matter;	2789	23	6960	57
063207 Prepared pigments, opacifiers etc.	70514	582	102058	835
063208 Paints and varnishes;	78413	649	78646	644
063209 Other paints and varnishes ;	12889	107	10614	87
063210 Other paint and varnishes use for finishing leather	15441	127	19862	163
063212 Pigments dispersed in non-aqueous	11785	97	15211	124
063213 Artist student or signbord painters'			44	0
063214 Glaziers putty,grafting putty etc.	50199	413	190370	1557
063215 Printing ink, writing draw/other ink	88958	740	114292	935
063300 Essential oils & resinoids; Perfum, cosmetic or toilet preperations	**20884**	**172**	**24774**	**203**
063302 Mix of odoriferous substancees	9114	75	6844	56
063303 Perfumes and toilet waters	1863	16	807	7
063304 Beauty/make-up/skin preparatin	6143	50	8828	72
063305 Preparations for use on the hair	104	1	1200	10
063306 Preparations for oral/dental hygiene	1	0	28	0
063307 Pre-shave,shaving/after-shave	3659	30	7067	58
063400 Soap, organic surf-active agents, lubricating etc.	**877141**	**7264**	**954289**	**7799**
063401 Soap;organic surfac-active prodts & preparations	3380	28	3202	26
063402 Organic surfac-active agents	539613	4463	565863	4626
063403 Lubricat preparations etc.	292294	2426	331260	2707
063404 Artificial wax & prepared wax	13248	110	22781	186
063405 Polish and cream for footwear, furniture etc.	28359	235	25259	207
063406 Candles,tapers and the like	12	0	8	0
063407 Modelling pastes of plaster	237	2	5916	48

Import payments by countries /commodities Table-3.2 (Contd.)
(Four digit level HS code)

(First two digit section, second two digit chapter and last two digit indicate four digit level commodities)

(Amount in thousand)

HS Code - Countries/Commodities	2024 - 2025		2025 - 2026	
	Amount (BDT)	Amount (USD)	Amount (BDT)	Amount (USD)
063500 Albuminoidal substances; modified starches, glues, enzymes	**349747**	**2894**	**345384**	**2825**
063501 Casein ,caseinates, casein derivatives	932	8	946	8
063503 Gelatin & derivatives , isinglass, glues	12949	107	31555	258
063504 Peptones & derivatives, etc.	2195	18	5280	43
063505 Dextrins & other modified starches	1	0	905	7
063506 Prepared glues & other prep. adhesives	99113	822	59056	484
063507 Enzymes; prepared enzymes n.e.s	234558	1940	247643	2025
063700 Photographic or cinematographic goods	**3131**	**26**	**4848**	**40**
063701 Photographic plates & film flat etc.	278	2	1453	12
063705 Photographic plates & film Exposed and Developed, other than Cinematographic film			28	0
063707 Chemical prep. for photographic use	2853	24	3367	28
063800 Miscellaneous chemical products	**2079552**	**17208**	**2112410**	**17269**
063801 Artificial graphite, colloidal etc.	146	1		
063802 Activated carbon, animal black etc.			0	0
063804 Residual lyes from mfg of wood pulp			272	2
063806 Rosin & resin acid;and derivatives etc.	25787	214	13691	112
063808 Insecticides, rodenticides etc.	67424	558	102297	838
063809 Finishing agents,dye carriers etc.	1320087	10935	1351385	11047
063810 Pickling preparations for metal surfaces etc.	6760	56	7043	58
063811 Anti-knock prep, oxidation inhibitors etc.	2962	25	30614	250
063812 Prepared rubber accelerators;	955	8	2082	17
063812 Prepared rubber accelerators;compounds plasticisersfor rubber or plastics,notelsewhere specified or included;antioxidising preparations and other compound stabilisers for rubber or plastics	14736	122	15686	128
063813 Prep & charges fire-extinguisher			871	7
063814 Organic composites solvents & thinners	766	6	11312	93
063815 Reaction initiator & accelerators	147591	1215	44231	360
063816 Refractory cements, mortars etc.			2172	18
063819 Hydraulic brake fluids	9059	75	1288	11
063820 Anti-freezing preparations	20	0	19	0
063821 Prepared culture media	541	4	6267	51
063822 Diagnostic or laboratory reagents	239679	1985	258229	2111
063824 Prepared binders for foundry moulds;	243037	2003	264950	2166
060000 Products of the chemical or allied industries			**215**	**2**
063400 Soap, organic surf-active agents, lubricating etc.			**215**	**2**
063402 Organic surfac-active agents			215	2
070000 Plastics & Rubber Articles Thereof	**1820228**	**15070**	**1797895**	**14710**
073900 Plastics and articles thereof	**1498543**	**12396**	**1267050**	**10363**
073901 Polymers of ethylene, in primary forms	2182	18		
073902 Polymers/ propylen/olefin in primary forms	94004	774	88467	724
073903 Polymers of styrenein in primary forms	6582	56	580	5
073905 Polymers of vinyl acetate/ester in primary	1795	15	1444	12
073906 Acrylic polymers in primry forms	125013	1035	141521	1156
073907 Polyacetals in primary forms	13873	115	4551	37

Import payments by countries /commodities Table-3.2 (Contd.)
(Four digit level HS code)

(First two digit section, second two digit chapter and last two digit indicate four digit level commodities)

(Amount in thousand)

HS Code - Countries/Commodities	2024 - 2025		2025 - 2026	
	Amount (BDT)	Amount (USD)	Amount (BDT)	Amount (USD)
073908 Polyamides in primary forms	2703	22	242	2
073909 Amino-resins, in primary forms	44153	365	49839	407
073909 Amino-resins, phenolic resins and polyurethanes, in primary forms	704	6		
073910 Silicons in primary forms	16244	134	35854	293
073911 Petroleum resins, in primary forms	181	2		
073912 Cellulose & chemical dertives in primary	2879	24	24077	197
073913 Natural polymers, in primary forms	6731	55		
073914 Ion-exchangers based polymr primay	15265	125		
073916 Monofilament , of plastics	33351	274	967	8
073917 Tube, pipe & hoses etc of plastics	333931	2762	310046	2538
073919 Self-adhesive, plates, sheets etc of plastics	18881	156	112870	923
073920 Other plates,sheets,etc of plastic, non-cellular	76220	626	57376	469
073921 Other Plates, sheets etc. of plastics	107502	888	89176	730
073922 Baths,shower-baths, wash-basin etc.	34	0	5	0
073923 Artilces for the conveyance	297173	2465	148178	1211
073924 Tableware, kitchenware, of plastics	3	0	112	1
073925 Builders' wares of plastics n.e.s	0	0	7251	59
073926 Other plastics & articles	299141	2478	193284	1581
073926 other articles of plastics and articles of other materials of heading Nos. 39.01 to 39.14			1211	10
074000 Rubber and articles thereof	**321684**	**2674**	**530845**	**4347**
074002 Synthetic rub/factice deriv from oil	6216	51	6162	50
074005 Compound rubber, in primry form	2500	21	1420	12
074006 Other forms & article of rubber	3912	33	3078	25
074008 Plates, sheets etc. of vulcan rubber	1634	13	504	4
074009 Tubes pipes & hoses etc.	9134	76	191928	1577
074010 Conveyor/transmisions belts of rub	114944	960	54189	443
074011 New pneumatic tyres, of rubber	23153	191	1229	10
074012 Retreaded/use pneumatic tyres			1	0
074013 Inner tubes, of rubber	222	2	41	0
074014 Hygienic/pharmaceutical articles of rub	323	3		
074016 Other articles of vulcanised rubber	158816	1317	266808	2181
074017 Hard rubber in all forms	831	7	5486	45
080000 Raw Hides and Skins, Leather and Articles Thereof; Saddlery and Harness; Travel Goods, Handbags nad Similar Containers; Articles of Animal Gut	**816517**	**6744**	**724528**	**5926**
084100 Raw hides and skins and leather	**746418**	**6165**	**634487**	**5190**
084101 Raw hides & skins of bovine	6163	51		
084104 Tanned or crust hides & skins of bovine	98193	808	196943	1613
084107 Leather further prepared aft tann,of bovine	632103	5223	429855	3514
084112 Leather fur prepared aft tann, of sheep/lamb	2014	17	4936	40
084113 Leatrer fur prepared aft tann, other animals	7945	66	2752	22
084200 Articles of leather; saddlery and harness, travel goods, handbags and similar containers; articles of animal gut	**70099**	**580**	**90041**	**736**
084202 Trunks, suit-case, vanity-case etc.	174	1	140	1

Import payments by countries /commodities Table-3.2 (Contd.)
(Four digit level HS code)

(First two digit section, second two digit chapter and last two digit indicate four digit level commodities)

(Amount in thousand)

HS Code - Countries/Commodities	2024 - 2025		2025 - 2026	
	Amount (BDT)	Amount (USD)	Amount (BDT)	Amount (USD)
084203 Articles/ composition of leather	68950	570	89902	735
084205 Other articles/ composition of leather	975	8		
090000 Wood and Articles of Wood; Wood Charcoal; Cork and Articles of Cork; Manufactures of Straw, of Esparto or Other Plaiting Materials; Basketware & Wickerwork	**8286**	**69**	**22582**	**184**
094400 Wood and articles of wood; wood charcoal	**8286**	**69**	**20029**	**164**
094413 Densified wood ,in blocks plates etc.	5827	49	18432	151
094415 Packing cases, boxes crates,etc. of wood	1071	9	1597	13
094418 Builders joinery & carpentry of wood	21	0		
094420 Wood marquetry & inlaid wood	18	0		
094421 Other articles of wood	1349	11		
094500 Cork and articles of cork			**2553**	**21**
094501 Natural cork ,raw or simply prepared			2553	21
100000 Pulp of wood or of other fibrous cellulosic material; recovered (waste and scrap) paper or paperboard; paper and paperboard and articles thereof	**1186353**	**9831**	**958774**	**7840**
104800 Paper and paperboard; articles of paper pulp, of paper or of paperboard	**1106570**	**9168**	**950690**	**7774**
104802 Uncoated paper and paper board	430685	3566	408653	3341
104803 Toilet or facial tissue stock, towel/napkin etc.	13	0		
104804 Uncoated craft paper & paperboard	384	3	692	6
104805 Other uncoated paper/paprboard	1853	15	4319	35
104806 Vegetable parchment greaseproof paper etc.	40135	333	49242	402
104808 Paper & paprboard, corrugated, creped,etc.	3317	27	847	7
104810 Paper and paperboard,coated	436003	3614	324835	2657
104811 Paper, paperboard, cellulose wadding etc.	99653	828	92487	756
104814 Walpaper & similar wall coverings;	15	0		
104818 Toilet paper & similar paper etc.	32	0	7	0
104819 Cartons, boxes, cases, bags of paper	124	1	41	0
104820 Registers, a/c books,note books, etc	2	0	50	0
104821 Paper/board labels of all kind	33781	281	28305	232
104821 Paper/board labels of all kind Whether or nor printed	256	2	206	2
104823 Other paper/board cellulose wadding etc.	60317	497	41005	336
104900 Printed books, newspapers, pictures etc.	**79783**	**662**	**8084**	**66**
104901 Printed book,brochures,leaflets etc.	9	0		
104902 Newspapers,journals & periodicals			1364	11
104907 Unused postage,revenue stamps etc	31534	260		
104908 Transfers (decalcomanias)	7	0	81	1
104911 Other printed mattrer	48232	402	6640	54
110000 Textiles & Textile Articles	**1494207**	**12354**	**1849579**	**15110**
115000 Silk			**23**	**0**
115007 Woven fabrics silk or silk waste			23	0
115100 Wool, fine or coarse animal hair; woven fabric	**239040**	**1980**	**178515**	**1463**
115101 Wool not carded or combed	2021	17		

Import payments by countries /commodities Table-3.2 (Contd.)
(Four digit level HS code)

(First two digit section, second two digit chapter and last two digit indicate four digit level commodities)

(Amount in thousand)

HS Code - Countries/Commodities	2024 - 2025		2025 - 2026	
	Amount (BDT)	Amount (USD)	Amount (BDT)	Amount (USD)
115106 Yarn of carded wool not retail sale	157582	1307	23009	189
115107 Yarn of combed wool not retail sale	61621	511	103889	852
115108 Yarn of fine anim hair ,carded or combed			24	0
115111 Woven fabrics of carded wool/fine animal hair	15277	125	46690	382
115112 Woven fabrics combed wool/fine animal hair	2538	21	4903	40
115200 Cotton	**484669**	**4001**	**444773**	**3635**
115201 Cotton not carded or combed	56600	464		
115205 Cotton yarn , cont 85%+ weg cotton	10711	89		
115206 Cotton yarn, less than 85% weg cotton	540	4		
115208 Woven fabrics of cotton ,>= weg 85%+ , 200g/m.sq.	25380	213	6166	50
115209 Woven fabrics of cotton ,>= weg 85%+ , > 200g/m.sq.	329468	2722	407924	3333
115211 Woven fabrics of cotton ,> weg 85%+ , > 200g/m.sq.	61970	508	30683	251
115300 Other vegetable textile fibres; paper yarn etc.	**5589**	**46**	**21182**	**173**
115306 Flax yarn	595	5		
115309 Woven fabrics of flax	4994	41	21182	173
115400 Man-made filaments	**15178**	**126**	**18882**	**154**
115401 Sewing thread of man-made filaments	2277	19	4045	33
115402 Synthetic filament yarn	4715	39	212	2
115404 Synthetic monofilament			0	0
115407 Woven fabrics of synthetic filament yrn	8185	69	14237	116
115408 Woven fabrics of art fila yrn			389	3
115500 Man-made staple fibres	**102779**	**846**	**192957**	**1574**
115504 Artificial staple fibres, not carded, combed			81000	660
115508 Sewing thread man-made staple fibres	566	5	214	2
115509 Yarn synthetic staple fibres	94941	781	103394	844
115510 Yarn of artificial staple fibres	359	3		
115514 Woven fabrics of synth stap fibres, weg > 170 g/m.sq.			3740	30
115515 Other woven fab Synthetic stap fibres	4330	36	4609	38
115516 Woven fabrics artificial staple fibres	2582	21		
115600 Wadding, felt and nonwovens; special yarns etc.	**132371**	**1097**	**222919**	**1823**
115601 Wadding text mterials fibre & articles	27638	228	37684	308
115602 Felt, coated,covered/laminated	66068	548	56367	461
115603 Nonwovens, coated,covered/laminated	34348	286	125909	1030
115604 Rubber thread cord, textile covered,etc	788	6		
115605 Metalised yarn	469	4		
115607 Twine, cordage, cbles etc.	3061	25	916	7
115608 Knotted netting of twine, cordage etc			1982	16
115609 Artificial yarn, strip, twine etc. n.e.s.			60	0
115700 Carpets and other textile floor coverings	**114**	**1**		
115701 Carpets & other text floor coverings ,knotted	75	1		
115702 Carpets & other text floor coverings ,woven	37	0		

Import payments by countries /commodities Table-3.2 (Contd.)
(Four digit level HS code)

(First two digit section, second two digit chapter and last two digit indicate four digit level commodities)

(Amount in thousand)

HS Code - Countries/Commodities	2024 - 2025		2025 - 2026	
	Amount (BDT)	Amount (USD)	Amount (BDT)	Amount (USD)
115705 Other carpets & other text floor coverings	3	0		
115800 Special woven fabrics; tufted text. Fabrics; lace; tapestries; trimmings; embroidery	**253273**	**2096**	**156175**	**1277**
115801 Woven pile & chenille fabrics	20038	170		
115804 Tulles & other net fabrics	5407	45	922	8
115806 Narrow woven fabrics	100632	829	32707	268
115807 Labeles, badges & similar articles text	117968	976	114235	934
115808 Braids in the pieces etc.	8416	69	5158	42
115810 Embroidery in the piece, in strips	811	7	3153	26
115900 Impregnated, coated, covered textile fabrics etc.	**153082**	**1268**	**339980**	**2773**
115902 Tyre cord fabrics	2104	17		
115903 Tex fabrics impregnated,coated etc	57944	481	231135	1885
115906 Rubberised text fabrics	6767	56	594	5
115909 Text hosepiping & similr tex tubing	62	1		
115910 Transmission/conveyor belts, of text mtrl	2967	25	50311	410
115911 Text products & artcles	83238	689	57940	473
116000 Knitted or crocheted fabrics	**104263**	**861**	**244449**	**1995**
116001 Pile fabrics	2962	25	138732	1130
116002 Knitted or crochetd fabrics, wegt 5%+ of rub. thread	1144	10	230	2
116003 Knitted or crochetd fabrics, not exd.30 cm	491	4	235	2
116004 Knitted or crochetd fabrics, exd.30 cm	47280	391	59816	489
116005 Wrap knit fabrics	1954	16	1574	13
116006 Other knitted or crochet fabrics	50433	415	43861	359
116100 Articles of apparel & cloth accessories, knitted/crocheted	**3456**	**29**	**2730**	**22**
116103 Men/boys suits, jakets etc	706	6		
116109 T-shirt singlets & other vests	26	0		
116110 Jerseys, pullovers,cardigans etc.	10	0		
116115 Panty, hose, tights, socks etc.	64	1	66	1
116117 Other made up clothing accessories	2650	22	2664	22
116200 Articles of apparel & cloth accessories, not knitted/crocheted	**169**	**1**	**25796**	**210**
116205 Men/boys shirts not knitted/crochetd	31	0		
116211 Track suits,ski-suits, swimwear etc			1343	11
116217 Other made up cloth acesor & parts of garmt	138	1	24453	199
116300 Other made up textile articles; sets; worn clothing and worn textile articles; rags	**225**	**2**	**1198**	**10**
116301 Blankets and traveling rugs	24	0		
116302 Bed, table, toilet & kitchen linen	21	0		
116304 Other furnishing artcles	65	1		
116307 Other made up articles incl dress patterns	116	1	1198	10
120000 Footwear,Hradgear, Umbrellas, Sun Umbrellas, Walking Sticks, Seat-Sticks, Whips, Riding-Crops and Parts Thereof Etc	**140773**	**1162**	**87264**	**714**
126400 Footwear, gaiters and the like; parts of such articles	**137419**	**1135**	**81961**	**670**
126402 Other footwear, outer soles & uppers rubber			3821	31
126406 Parts of footwear	137419	1135	78140	639

Import payments by countries /commodities Table-3.2 (Contd.)
(Four digit level HS code)

(First two digit section, second two digit chapter and last two digit indicate four digit level commodities)

(Amount in thousand)

HS Code - Countries/Commodities	2024 - 2025		2025 - 2026	
	Amount (BDT)	Amount (USD)	Amount (BDT)	Amount (USD)
126700 Prepared feathers and down and articles made of feathers; artificila flowers; articles of human hair	**3354**	**27**	**5303**	**43**
126701 Skins and other parts of birds	3354	27	5303	43
130000 Articles of Stone, Plaster, Cement, Asbestos, Mica or Similar Materials; Ceramic Products; Glass and Glassware	**264945**	**2183**	**156203**	**1278**
136800 Articles of stone, plaster, asbestos, mica etc.	**53463**	**442**	**34026**	**278**
136802 Worked monumental buildg stone etc.	2123	18	9	0
136804 Millstone, grindstone, grinding wheel etc.	18616	154	24728	202
136805 Natural/art abrasive powder/grain	23895	198	6418	52
136806 Slag wool, rock wool etc.	1614	13	1212	10
136809 Articles plaster/compositions	2052	17		
136810 Articles cement, concrete etc.			143	1
136813 Friction material & articles	4950	41	1516	12
136814 Worked mica and articles of mica	208	2		
136815 Articles of stone/other mineral lsubs	5	0		
136900 Ceramic products	**96785**	**795**	**36922**	**302**
136902 Refractory bricks, blocks, tiles etc.	2163	18	9601	78
136903 Other refractory ceramic goods	88701	728	14613	120
136905 Roofing tiles, chimney-pots etc.			9542	78
136907 Unglazed ceramic flags, wall tiles etc.	4008	33	1240	10
136909 Ceramic wares for lab, chemical uses etc.	72	1	1814	15
136910 Ceramic sinks, wash basins etc.	1002	8	107	1
136911 Tableware, kitchenware, etc., of porcelain/china	10	0		
136913 Statuettes & other ornamental ceramic art	101	1		
136914 Other ceramic articles	728	6	5	0
137000 Glass and glassware	**114698**	**945**	**85255**	**698**
137002 Glass in balls,rods, unworked	28854	239	31917	261
137007 Safety glass, laminated glass, etc.	2	0	1399	11
137008 Mltiple-walled insulating units of glass	101	1		
137009 Glass mirrors, rear-view mirrors	300	3	62	1
137010 Carboys, bottles, flasks, jar etc.	76721	630	43837	359
137013 Glassware of table, kitchn, toilt etc.	7276	60	1917	16
137016 Paving blocks, slabs, bricks, tiles etc.	220	2		
137017 Lab,hygnic/pharmaceautical glassware	35	0	1787	15
137018 Glass beads imitation pearls etc.	697	6	2016	16
137019 Glass fibres & articles;	321	3	2297	19
137020 Other articles of glass	171	1	23	0
140000 Natural or Cultured Pearls, Precious or Semiprecious Stones, Precious Metals, Metals Clad with Precious Metal and Articles Thereof; Imitation Jewellery; Coin	**270**	**2**	**128**	**1**
147100 Natural or Cultured Pearls, Precious or Semiprecious Stones, Precious Metals, Metals Clad with Precious Metal and Articles Thereof; Imitation Jewellery; Coin	**270**	**2**	**128**	**1**
147104 Synthetic/reconstd precious & semi-precious stone			11	0

Import payments by countries /commodities Table-3.2 (Contd.)
(Four digit level HS code)

(First two digit section, second two digit chapter and last two digit indicate four digit level commodities)

(Amount in thousand)

HS Code - Countries/Commodities	2024 - 2025		2025 - 2026	
	Amount (BDT)	Amount (USD)	Amount (BDT)	Amount (USD)
147117 Imitation jewellery	270	2	117	1
150000 Base Metals & Articles of Base Metal	**930083**	**7712**	**736989**	**6027**
157200 Iron and Steel	**161974**	**1340**	**77967**	**638**
157208 Flat-rolled prodt, >= width 600 mm, hot-rolled	5030	41	531	4
157209 Flat-rolled prodt, >= width 600 mm, cold-rolled	10129	83		
157210 Flat-rolled prodt, >= width 600 mm, clad,plated	134831	1116	75785	620
157211 Flat-rolled prodt, width 600 mm,not clad,plated			8	0
157212 Flat-rolled prodt, width 600 mm, clad,plated	6141	51		
157215 Other bars & rods, cold formed, of iron	144	1		
157216 Angles,shpes & sections of iron	122	1		
157219 Flat-rolled prodt of stainless steel >= width 600mm	99	1	197	2
157220 Flat-rolled prodt of stainless steel width 600mm	13	0	553	5
157222 Other bars & rods, of stainless steel	975	8	260	2
157225 Flat-rolled prodt, of other alloy steel >= width 600mm			66	1
157226 Flat-rolled prodt, of other alloy steel width 600mm			515	4
157227 Bars & rods, of other alloy steel	4176	35		
157228 Other bars & rods, of other alloy steel	313	3	53	0
157300 Articles of Iron and Steel	**497976**	**4128**	**402782**	**3294**
157302 Railway or tramway track,of iron /steel	1748	14	864	7
157303 Tubes, pipes etc. of cast iron	10	0	276	2
157304 Tubes, pipes etc. other than cast iron	4753	39	2504	20
157305 Other tubes, pipes, having circular cross-sections	23	0	522	4
157306 Other tubes, pipes & hollow profiles	1332	11	1495	12
157307 Tubes/ pipes fittings of iron / steel	100116	822	29556	242
157308 Structures & parts of structures	2051	17	26635	219
157309 Reservoirs, tanks, vats etc.	75264	637	23591	193
157310 Tanks, casks, drums etc.	18789	155	24871	203
157311 Containers for compressed	5530	46	4546	37
157312 Stranded wire, ropes, cables etc.	7057	59	450	4
157314 Wire,expanded metal of iron / steel	5459	45	12409	101
157315 Chain and parts, of iron/steel	18276	151	9502	78
157316 Anchors, grapnels,parts			170	1
157317 Nails,tacks,drawing pins etc.	2620	22	2171	18
157318 Screws,bolts,nuts, etc.	138297	1148	131140	1070
157319 Sewing/knitting needles, etc.	8601	71	17643	144
157320 Springs &leaves for springs	29389	245	15038	123
157321 Stoves, ranges,cookers etc.	150	1	1285	11
157322 Radiators for central heating	5182	42	7091	58
157323 Table,kitchen articlese,of iron	53	0	14	0
157324 Sanitary ware & parts, of iron/ steel	1118	9	890	7
157325 Other cast articles,of iron or stl	245	2	1028	8

Import payments by countries /commodities Table-3.2 (Contd.)
(Four digit level HS code)

(First two digit section, second two digit chapter and last two digit indicate four digit level commodities)

(Amount in thousand)

HS Code - Countries/Commodities	2024 - 2025		2025 - 2026	
	Amount (BDT)	Amount (USD)	Amount (BDT)	Amount (USD)
157326 Other articles of iron or steel	71917	591	89091	729
157400 Copper and Articles Thereof	**48378**	**400**	**2630**	**21**
157403 Reifned ,coper alloys.	549	5		
157405 Master alloys of copper			213	2
157406 Copper powder and flakes			162	1
157409 Copper plates, sheets & strip	8944	73	15	0
157411 Copper tubes and pipes	13038	107	85	1
157412 Copper tube or pipe fittings	2194	18	576	5
157415 Nails, tacks, drawing pins, of copper etc.	5284	44	117	1
157418 Table, kitchen articlese, of copper	6	0	118	1
157419 Other articles of copper	18363	153	1345	11
157500 Nickel and Articles Thereof	**6336**	**54**		
157508 Other articles of nickel	6336	54		
157600 Aluminium and Articles Thereof	**9481**	**79**	**14537**	**119**
157604 Aluminium bars, rods & profiles	3633	30	2	0
157605 Aluminium wire			220	2
157606 Aluminium plates, sheets, strip	155	1	309	3
157607 Aluminium foil, backed/not backed	69	1	2829	23
157610 Aluminium structures & parts	434	4	656	5
157610 Aluminium,tube or pipe fittings (for example,couplings,elbows,sleeves)	84	1	1075	9
157614 Stranded wire, cable of aluminium	2	0	73	1
157616 Other aluminium articles	5104	43	9372	77
157800 Lead and articles thereof			**268**	**2**
157806 Other lead articles			268	2
157900 Zinc and articles thereof	**39387**	**332**		
157901 Unwrought zinc	39387	332		
158000 Tin and articles thereof			**122**	**1**
158001 Unwrought tin			122	1
158200 Tools, implements, cutlery, spoons and forks, of base metal; parts thereof of base metal	**101195**	**839**	**162301**	**1327**
158202 Hands saws, blades saws etc.	4366	36	7476	61
158203 Files, rasps, pliers, etc.	467	4		
158205 Hand tools n.i.e	4090	34	33710	275
158206 Tools of two or more, in sets	428	4		
158207 Interchangeable tools, for hand tools	22077	183	22780	187
158208 Knives & cutting blades	64293	533	94431	773
158209 Plates, sticks, tips, like tools	2938	24	3657	30
158210 Hand-operated mechanical appliances			57	0
158211 Knives with cutting blades	2240	19	73	1
158212 Razors and razor blades	215	2		
158213 Scissors, tailors shears & blades	81	1	117	1
158215 Spoons, forks, ladles, skimmers etc.	1	0		
158300 Miscellaneous articles of base metal	**65356**	**541**	**76382**	**624**
158301 Padlocks & locks, of base metal	1236	10	750	6
158302 Base metal mountings,fittings & articles etc.	2666	22	4876	40

Import payments by countries /commodities Table-3.2 (Contd.)
(Four digit level HS code)

(First two digit section, second two digit chapter and last two digit indicate four digit level commodities)

(Amount in thousand)

HS Code - Countries/Commodities	2024 - 2025		2025 - 2026	
	Amount (BDT)	Amount (USD)	Amount (BDT)	Amount (USD)
158306 Bells, gongs & the like etc.	42	0		
158307 Flexible tubing of base metal	1629	14	11762	96
158308 Clasps, frames, hooks etc.	55287	458	47099	385
158309 Stoppers, caps & lids of base metal	242	2	5124	42
158310 Sign-plates, name-plates, address-plate etc.	3219	27	6658	55
158311 Wire, rods, tubes plates, of base metal	1034	8	112	1
160000 Machinery & mechanical appliances; electrical equipment;	**57997**	**475**		
168500 Electrical machinery and equipment and parts	**57997**	**475**		
168526 Radar apts,radio remote,etc apts	57997	475		
160000 Machinery and mechanical appliances; electrical equipment; parts thereof; soundrecorders and reproducers, television image and soundrecorders and reproducers; and parts and accessories of such articles	**27039961**	**223751**	**31533965**	**257823**
168400 Nuclear reactors, boilers, machinery and mechanical appliances; parts thereof	**24574776**	**203333**	**28966000**	**236823**
168402 Steam /other vapour generating boilers	122557	1006	54269	443
168404 Auxiliary plant for use with boilers	669	6	68	1
168405 Producer gas/water gas generators	38337	322	8167	67
168406 Steam turbines & other vapour turbines	70363	585	9773	80
168408 Compression-ignition piston engin			13021	106
168409 Parts spark-ignition pistn engin	195136	1615	147937	1211
168410 Hydraulic turbines, water wheels	4654	39		
168411 Turbo-jet turbo-propellers etc.			436159	3557
168412 Other engines and motors	21997	182	43436	355
168413 Pumps for liquids	534404	4416	514005	4203
168414 Air/vacum pumps, gas compressors & fans	269600	2229	300426	2456
168415 Air conditioning machines	188509	1553	117512	961
168416 Furnace burners for liquid fuel,etc.	67495	557	23869	195
168417 Industrial/lab furmaces & oven etc.	12834	107	103483	847
168418 Refrigerators,freezers & othr	199443	1640	210423	1717
168419 Machinery, plant/ lab equipments etc.	1042782	8686	737014	6024
168420 Calendering/other roling machines	39723	331	41822	342
168421 Centrifuges, filtering machinery rtc.	1983861	16397	1507868	12309
168422 Dish washing machines, etc.	2426565	20127	2140216	17462
168423 Weighing machinery, etc.	2722	22	10605	87
168424 Mechanical appliances & the like	61036	509	77862	637
168424 Steam or sand blasting machines and similar projecting machines	15615	128	277	2
168425 Pulley tackle & hoists etc.	29957	248	33254	271
168426 Ships' derricks; cranes etc.	607596	5047	13363	109
168427 Fork-lift truks;	42811	351	9077	74
168428 Other Lifting, handling, etc.machinery	75286	624	310900	2544
168429 Self-propelled bulldozers, angle dozers etc.	20756	175	9860	81
168430 Other moving, grading, levelng etc. mach.			5111	42
168431 Parts suitable of machinery	117841	969	42943	351
168432 Agricultural, horticultural machinery			526	4

Import payments by countries /commodities Table-3.2 (Contd.)
(Four digit level HS code)

(First two digit section, second two digit chapter and last two digit indicate four digit level commodities)

(Amount in thousand)

HS Code - Countries/Commodities	2024 - 2025		2025 - 2026	
	Amount (BDT)	Amount (USD)	Amount (BDT)	Amount (USD)
168432 Agricultural,horticultural or forestry machinery for soil preparation or cultivation;lawn or sports-ground rollers.	8352	70		
168433 Harvesting or threshing machinery	1039	9		
168434 Milking mach & dairy machinery	23463	193	172978	1416
168436 Other agri, horti, poltry-kep machinery	361167	2975	239867	1961
168437 Machines cleaning, sorting/grading seed etc.			95663	782
168438 Machinery n.i.e	573856	4762	719907	5887
168439 Machinery making pulp/paper/board	309722	2541	251358	2061
168440 Book-binding machinery	21023	175	73	1
168441 Other machinery making pulp/paper/board	108411	891	30194	247
168442 Machinery,apparatus,& equpment	13333	111	2426	20
168443 Printing machinery	388778	3224	569794	4663
168444 Machine extruding, drawing etc.	12928	106		
168445 Machine preparing txtile fibres	833943	6997	411289	3364
168446 Weaving machines(looms)	622435	5112	483563	3955
168447 Knitting machines stitch-bonding etc.	512962	4262	1108693	9081
168448 Auxiliary mach for extrd, drw mch etc.	248751	2065	278498	2278
168450 Household/laundry-type washing mach	24821	209	4656	38
168451 Machinery for washing, cleaning etc.	5549592	45900	6220818	50890
168452 Sewing machines, n/book sewng mach	551064	4557	2134169	17463
168453 Machinery, preparing, tanning etc.	130621	1080	114710	938
168454 Converters, ladles ingot machinies	58264	486	10935	89
168455 Metal rollng mills and rolls thereof	2464425	20190	3949329	32296
168456 Machine-tools for working any material by removal of material,by laser or other light or photon beam,ultra-sonic,electro-discharge,electro-chemical,electron beam or plasmaarc process;water-jet cutting machines	68450	571	101052	828
168456 Machine-tools for working material	1171	10	7898	65
168458 Lathes for removing metal	283625	2357		
168459 Machine-tools drilling, boring etc.	74565	612		
168460 Machine-tools deburring, sharpening etc.	11726	96	6401	52
168460 Machine-tools for deburring,sharpening,grinding,honing,lapping,polishing or otherwise finishing metal cermets bymeans of grinding stones,abrasives or polishing products,other than gear cutting,gear grinding or gear finishing machines of heading No 84.61	8037	66	6003	49
168461 Machine-tools planing, shaping etc.	10972	91		
168462 Machine-tools forging, hammering etc.	275708	2305	594750	4856
168463 Other machine-tools for working metal	34456	283	68422	557
168464 Machine-tools working stone, ceramic etc.	39213	324	99814	818
168465 Machine-tools working stapling, wood, etc.	210012	1744	152837	1250
168466 Parts & accessories for machine-tools	138877	1148	26640	218
168467 Tools for working in the hand etc.	1984	17	9777	80
168468 Machine for soldering, brazing etc.	1094	9	88	1
168471 Automatic data processing machines etc.	136896	1127	57422	469
168472 Other office machines	974	8		

Import payments by countries /commodities Table-3.2 (Contd.)
(Four digit level HS code)

(First two digit section, second two digit chapter and last two digit indicate four digit level commodities)

(Amount in thousand)

HS Code - Countries/Commodities	2024 - 2025		2025 - 2026	
	Amount (BDT)	Amount (USD)	Amount (BDT)	Amount (USD)
168473 Parts & accessories of office machineries	6762	56	1835	15
168474 Machinery washing, crushing etc.	169898	1411	780272	6375
168475 Machines for assembling elect. lamps etc.	5234	44	6947	57
168476 Automatic goods-vending machines	48	0		
168477 Machinery for working rubber/plastics	271652	2252	628622	5132
168478 Machinery preparng/making up tobaco	62016	509	58757	480
168479 Mechanical appl indivial func. n.i.e	898640	7456	480126	3920
168480 Moulding boxes for metal foundry etc.	184289	1528	240172	1965
168481 Taps, cocks, valves & similar etc.	247240	2049	1212879	9917
168482 Ball/ roller bearings	53102	440	97774	800
168483 Transmission shafts, crank, bearing etc.	163724	1351	274784	2247
168484 Gaskets & similar joints of metal sheeting etc.	29322	242	107546	880
168487 Machinery parts,not cont. elect. connectors	173591	1437	223015	1826
168500 Electrical machinery and equipment and parts thereof; sound recorders and reproducers, television imageand sound recorders and reproducers and parts and accessories of such articles	**2465185**	**20418**	**2567965**	**21000**
168501 Electric motors and generator	187288	1555	147235	1203
168502 Electric generating sets, rotary converters	376584	3112	555350	4539
168503 Parts electric motor,gen. Set	41240	339	138971	1139
168504 Electric transformer, inductors etc.	159477	1315	305377	2496
168505 Electro-magnets;and articles	22414	188	19359	158
168506 Primary cels & primary baterie			13	0
168507 Electric accumulator;	49967	416	59178	485
168508 Vcuum cleaners	7848	65	34878	285
168509 Eletro-mechanical domestic appliances	418	3	7137	58
168511 Electrical ignition equipment, etc.	22021	181	4512	37
168512 Electrical lighting/signaling equipment,etc	513	4	451	4
168514 Industrial/lab electric furnaces, ovens, etc.	25901	214	23850	196
168515 Electric laser/photon beam , etc.	57827	475	3051	25
168516 Electric storage water heater, etc.	34468	286	30529	250
168517 Telephone sets , other apparatus etc.	577	5	11064	91
168518 Microphones & stands therefor;	418	3	523	4
168521 Video-recording apparatus	3	0		
168522 Parts & access of sound/video recording			3	0
168523 Discs, tapes, smart cards etc.	84447	708	4454	36
168525 Transmission appart radio-tel, etc.	162142	1351	13132	108
168526 Radar apts,radio remote,etc apts	263	2		
168528 Monitors and projectors etc.	7038	58	4572	37
168528 Monitors and projectors,not incorporating television reception apparatus;reception apparatus for television,whether or not incorporating radio broadcast receivers or sound or videorecording or reproducing apparatus	10877	90	27901	228
168529 Parts suitable for use solely or principally with the apparatus of headings Nos.85.25 to 85.28			68	1
168529 Parts,trans,reception etc.,apts	3362	28	3118	26

Import payments by countries /commodities Table-3.2 (Contd.)
(Four digit level HS code)

(First two digit section, second two digit chapter and last two digit indicate four digit level commodities)

(Amount in thousand)

HS Code - Countries/Commodities	2024 - 2025		2025 - 2026	
	Amount (BDT)	Amount (USD)	Amount (BDT)	Amount (USD)
168530 Electrical signaling, traffic control equp etc.	15127	124	583	5
168531 Electrical sound/visual sig apts	31634	260	15981	131
168532 Electrical capacitors, fixed,variable etc.	6013	50	2018	17
168533 Electrical resistors, not heating	10836	90	2130	17
168534 Printed circuits	3509	29	559	5
168535 Electrical apts for switching > 1000 volts	38187	316	70277	575
168536 Electrical apparatus for switching or protecting electrical circuits,or for making connections to or in electrical circuits for a voltage notexceeding 1,000 volts; connectors for optical fibres,optical fibres,optical fibre bundles or cables	19928	165	7866	64
168536 Electrical apts for switching 1000 volts	472173	3909	411372	3361
168537 Boards, panels, consols, etc.	333797	2770	369636	3026
168538 Parts: of electrical switching,apts.	140823	1167	152748	1249
168539 Electric filament or discharge lamos, including sealed beam lamp units and ultra-violet or infra-red lamps; arc-lamps;light -emitting diode (LED) lamps.			149	1
168539 Electric filament/discharge lamps	3416	28	7120	58
168540 Thermionic,cold cathode valves etc.	9484	78	411	3
168541 Diodes, transistors, semi-conductor etc.	6482	54	8579	70
168542 Electronic, integrated circuits	7878	65	9935	81
168543 Electrical machines & apts. n.i.e.	28187	233	30631	250
168544 Insulatd wire, cable etc.	45149	373	35466	290
168545 Carbon electrodes, carbon brushes etc.	9602	80	629	5
168546 Electrical insulators any metarial	1563	13	8752	71
168547 Insulating fitting for electrical machines	25736	212	38254	312
168548 Electrical parts of machinery or apparatus, not specified or included elsewhere in th	83	1	143	1
168549 Electrical and electronic waste and scrap	484	4		
170000 Vehicales, Aircraft, Vessels and Associated Transport Equipment	**112959**	**939**	**3272456**	**26814**
178600 Railway or tramway locomotives, rollingstock and parts thereof; railway or tramway track fixtures and fittings and parts thereof; mechanical (including electromechanical) trafficsignalling equipment of all kinds	**47**	**0**	**224**	**2**
178603 Self-propelled railway or tramway coaches	47	0		
178607 Parts of railway or tramway locomotives			189	2
178608 Railway or tramway track fixtur/fittings			36	0
178700 Vehicles other than railway or tramway rollingstock, and parts and accessories thereof	**105057**	**873**	**104449**	**855**
178703 Motor car, other motor vehicles	934	8		
178703 Motor cars and other motor vehicles principally designed for the transport of the persons(other than those of heading No. 87.02) including station wagons and racing cars	25545	216	27128	222
178704 Motor vehicles for goods transport	10286	84		
178705 Special purpose motor vehicles			32565	267
178705 Vehicles other than railway or tramway rolling - stock etc.	13906	114		
178708 Parts,accessories, motor vehicles	4639	38	8192	67

Import payments by countries /commodities Table-3.2 (Contd.)
(Four digit level HS code)

(First two digit section, second two digit chapter and last two digit indicate four digit level commodities)

(Amount in thousand)

HS Code - Countries/Commodities	2024 - 2025		2025 - 2026	
	Amount (BDT)	Amount (USD)	Amount (BDT)	Amount (USD)
178709 Works truck,self-propelled	4552	39		
178713 Carriages for disabled persons	4065	34		
178714 Parts,accessories, of motorcycle/bicycles	36039	299	34548	282
178716 Trailer & semi-trailers;	5090	41	2016	16
178800 Aircraft, spacecraft and parts thereof	**7855**	**65**	**3141191**	**25739**
178802 Other aircraft, helicopters etc.			2940645	24096
178805 Aircraft launching gear,etc			174472	1429
178807 Parts of goods heading 88.01, 88.02 or 88.06	7855	65	26073	214
178900 Ships, boats and floating structures			**26592**	**218**
178907 Other floating structure			26592	218
180000 Optical, Photographic, Cinematographic, Measuring, Checking, Precision, Medical Orsurgical Instruments and Apparatus; Clocks and Watches; Musical Instruments; Parts and Accessories Thereof	**1405244**	**11620**	**1216745**	**9949**
189000 Optical, photographic, cinematographic, measuring, checking, precision, medical orsurgical instruments and apparatus; parts and accessories thereof	**1405003**	**11618**	**1196640**	**9784**
189001 Optical fibres etc	1363	11	0	0
189002 Lenses, prisims, mirrors etc.	319	3		
189003 Frame & mounting,spectacles etc.	3331	27		
189004 Spectacles,goggles, etc.	3782	31	12930	106
189008 Image projector, etc.	467	4		
189010 Apparatus for photographic etc.			1398	11
189011 Compound optical microscopes	5370	45	9166	75
189012 Microscopes excl opt micros	110	1		
189013 Liquid crystal devices	6529	53		
189014 Direction finding compasses	366	3		
189015 Surveying, hydrographic etc.	37522	307	6190	51
189016 Balances of a sensitivity of 5cg	1962	16	2147	18
189017 Drawing, marking-out etc. inst.	14518	120	19212	157
189018 Instruments in medical,surgical, etc.	244364	2032	223294	1828
189019 Mechano-therapy,etc,appliances	39124	327	69166	565
189021 Orthopaedic,appliances etc.	113872	943	161430	1321
189022 Appratus based on x-ray,alpha, etc.	49308	407	115863	949
189023 Instruments demonstrationl purposes	5696	48	6176	51
189024 Machines, hardness,strength test etc.	89660	743	69125	565
189025 Hydrometers,thermometers etc.	22291	185	36108	296
189026 Instruments, checking flow,level etc.	302059	2485	43604	356
189027 Instruments, physical, chemical analysis etc.	239691	1984	144149	1177
189028 Gas,liquid, electricty meters	43802	360	45363	371
189029 Revolution counters,taximeters etc.	8742	73	4018	33
189030 Oscilloscopes, spectrum analysers etc.,	5062	42	5019	41
189031 Measuring/checking instrument	102434	846	146803	1197
189032 Automatic regulating instru	44484	367	55425	452
189033 Parts & accessories n.i.s	18777	156	20054	164
189100 Clocks and watches and parts thereof	**218**	**2**	**20105**	**165**

Import payments by countries /commodities Table-3.2 (Contd.)
(Four digit level HS code)

(First two digit section, second two digit chapter and last two digit indicate four digit level commodities)

(Amount in thousand)

HS Code - Countries/Commodities	2024 - 2025		2025 - 2026	
	Amount (BDT)	Amount (USD)	Amount (BDT)	Amount (USD)
189102 Wrist, pocket, watch,other than 90.01			20069	165
189103 Clocks with watch movements			17	0
189106 Time of day recording apparatus	66	1	20	0
189107 Time switches with clock/watch	152	1		
189200 Musical instruments; parts and accessories	**23**	**0**		
189209 Parts of musical instruments	23	0		
180000 Optical, photographic, clocks, musical instruments etc.	**58261**	**490**	**32270**	**264**
189000 Optical, photographic, etc.	**58261**	**490**	**32270**	**264**
189013 Liquid crystal devices	2174	18		
189014 Direction finding compasses	56087	472	32270	264
190000 Arms and Ammunition; Parts and Accessories Thereof	**1213373**	**9927**	**175805**	**1432**
199300 Arms and ammunition; parts and accessories thereof	**1213373**	**9927**	**175805**	**1432**
199301 Military weapons	1113055	9091	83263	678
199303 Other firearms and similar devices	12957	108		
199305 Parts of military weapons, revolver,etc			3562	29
199306 Bombs, grenades, mines & parts	87361	728	88980	725
200000 Miscellaneous Manufactured Articles	**201895**	**1673**	**198304**	**1622**
209400 Furniture; bedding, mattresses, mattress supports, cushions and similar stuffed furnishings; lamps and light fittings, not elsewhere specified or included; illuminated signs, illuminatednameplates and the like; prefabricated buildings	**54552**	**453**	**63678**	**521**
209401 Seats and parts	10758	90	3405	28
209402 Medical, surgical, dental furniture	11275	92	6872	56
209403 Other furniture & parts	26563	221	10764	88
209404 Mattress supports;	505	4	2	0
209405 Lamps and lighting fittings & parts	4719	39	29763	243
209406 Prefabricated buildings	732	6	12872	105
209500 Toys, games and sports requisites; parts and accessories thereof	**34260**	**284**	**1126**	**9**
209503 Tricycles, scooters, pedal cars etc.			26	0
209504 Video game, billiards etc.	11	0		
209505 Festive,carnival & articles	48	0		
209506 Articlese for gymnastics, sports etc.	34105	283	440	4
209508 Travelling circuses and Travelling menageries	95	1	659	5
209600 Miscellaneous manufactured articles	**113083**	**936**	**133501**	**1092**
209602 Worked veg/mineral carving matrl	10628	88	6080	50
209603 Brooms, brushes, etc.	25621	211	41803	342
209604 Hand sieves and hand riddles	10567	89	323	3
209606 Buttons, press/snap-fasteners, etc	49540	411	71087	581
209607 Slide fasteners and parts	4892	40	8289	68
209608 Ball point pens & markers	1110	9	355	3
209609 Pencils, crayons etc.	67	1	635	5
209611 Date,sealing/stamps, etc.	2498	21	1013	8
209612 Typewriter ribbons,inked, etc.	5039	42	624	5
209615 Combs, hair-slide etc. & parts	2	0		

Import payments by countries /commodities Table-3.2 (Contd.)
(Four digit level HS code)

(First two digit section, second two digit chapter and last two digit indicate four digit level commodities)

(Amount in thousand)

HS Code - Countries/Commodities	2024 - 2025		2025 - 2026	
	Amount (BDT)	Amount (USD)	Amount (BDT)	Amount (USD)
209618 Tailors dummies & others	3119	26	3291	27
210000 Works of Art, Collectors Pieces and Antiques	**204**	**2**		
219700 Works of art, collectors' pieces and antiques	**204**	**2**		
219701 Paintings, drawings etc.	204	2		
Jamaica	**60**	**1**		
040000 Prepared foodstuffs; Beverages, Spirits and vineger; Tobacco and manufactured tobacco substitues	**60**	**1**		
042200 Beverages, spirits and vinegar	**60**	**1**		
042208 Undenaturd ethyl alcohol vol. 0%	60	1		
Japan	**226630653**	**1874451**	**239312538**	**1956348**
010000 Live Animals and Animal Products	**324350**	**2684**	**986113**	**8064**
010300 Fish and crustaceans, molluscs and other aquatic invertebrates	**313767**	**2597**	**346931**	**2835**
010303 Fish frozen excld. fish fillet	313751	2597	331100	2706
010304 Fish fillets & other fish meat, fresh/chl/fzn	16	0		
010307 Molluscs,live chil /fzn /dry etc.			15831	129
010400 Dairy produce; bird's eggs; natural honey; Edible products of animal origin, not elsewhere specified or included.	**10580**	**87**	**53**	**0**
010401 Milk & cream, not containing sugar	15	0	53	0
010404 Whey, containing sugar /sweetening matter	10565	87		
010500 Products of animal origin, not elsewhere specified orincluded	**3**	**0**	**639129**	**5228**
010505 Skin & other parts of birds	3	0	638972	5227
010511 Animal products, nes			157	1
020000 Vegetable Products	**93033**	**780**	**18494**	**151**
020700 Edible vegetable and certain roots and tubers	**3**	**0**	**61**	**0**
020708 Leguminous vegitables, fresh or chilled			24	0
020712 Dried vegetables	3	0	37	0
020800 Edible fruit nuts; peel of citrus fruit or melons	**16072**	**135**	**3476**	**28**
020802 Other nuts, fresh/dried	9354	79		
020805 Citrus fruits, fresh or dried	1617	13		
020808 Apples,pears & quinces, fresh			3476	28
020813 Fruit,dried other not coconut etc.	5101	43		
020900 Coffee, tea, mate and spices	**4716**	**39**	**252**	**2**
020902 Tea	11	0	252	2
020903 Mate	4705	39		
021000 Cereals	**48**	**0**	**48**	**0**
021006 Rice	48	0	48	0
021100 Products of the milling industry; Malt; Starces; Inulin; Eheat gluten			**60**	**0**
021101 Wheat or meslin flour			52	0
021102 Cereal flours other than wheat/meslin			9	0
021200 Oil seeds and oleaginous fruits; miscellaneous grains; seeds and fruit; industrial or medicinal plants; straw and fodder	**72090**	**605**	**14230**	**116**
021209 Seed,fruit & spores for sowing	71783	602	14205	116

Import payments by countries /commodities Table-3.2 (Contd.)
(Four digit level HS code)

(First two digit section, second two digit chapter and last two digit indicate four digit level commodities)

(Amount in thousand)

HS Code - Countries/Commodities	2024 - 2025		2025 - 2026	
	Amount (BDT)	Amount (USD)	Amount (BDT)	Amount (USD)
021211 Plants & parts of plants for perfum/pharmacy	301	3		
021212 Locut bean, seaweeds sugr bet/cane etc.	5	0	25	0
021300 Lac; Gums, Resins and other vegetable saps and extracts	**104**	**1**	**367**	**3**
021302 Vegetable saps and extracts;	104	1	367	3
030000 Animal or vegetable fats and oils and their cleavage products; prepared edible fats; animal or vegetable waxes	**241**	**2**	**300**	**2**
031500 Animal or vegetable fats and oils and their cleavage products; prepared edible fats; animal or vegetable waxes	**241**	**2**	**300**	**2**
031510 Other oils & its fractons, not refined			24	0
031515 Other fixed vegetable fats & oils, not refined	25	0	99	1
031516 Animal/vegetable fats & oils, not refined	215	2		
031520 Glycerol, crude;			177	1
040000 Prepared foodstuffs; Beverages, Spirits and vineger; Tobacco and manufactured tobacco substitues	**98423**	**812**	**142602**	**1166**
041600 Preparations of meat, of fish or of crustaceans, molluscs or other aquatic invertebrates	**2**	**0**	**36**	**0**
041604 Prepared fish; caviar prepd. from fish eggs	2	0	36	0
041700 Sugars and sugar confectionery	**28**	**0**	**20**	**0**
041701 Cane or beet sugar,in solid form	28	0		
041704 Sugar confctionry, not containing cocoa			20	0
041800 Cocoa and cocoa preparations	**75**	**1**		
041806 Chocolate/food prep. Contain. Cocoa	75	1		
041900 Preparations of cereals, flour, starch or milk; pastry cooks' products	**590**	**5**	**1262**	**10**
041901 Malt extract;	310	3	206	2
041902 Pasta whether or not cooked	221	2	118	1
041904 Prepared foods obtained,cereal products,			189	2
041905 Bread,pastry,cakes,biscuits etc.	59	0	749	6
042000 Preparations of vegetables, fruit, nuts or other parts of plants	**50**	**0**	**634**	**5**
042005 Other Veg. prep/presrv., not frozen	31	0	633	5
042009 Frut & vegetable juices	19	0	1	0
042100 Miscellaneous edible preparations	**2503**	**21**	**2418**	**20**
042101 Extracts,essences of coffee,tea etc.			118	1
042102 Yeast; baking powder			245	2
042103 Sauces and preparations thereof	1078	9	1060	9
042104 Soups & broths preparations thereof	886	7	27	0
042106 Food preparations n.e.s	539	4	968	8
042200 Beverages, spirits and vinegar	**1815**	**15**	**1572**	**13**
042202 Mineral & areated waters add. Sug	650	5	536	4
042203 Beer made from malt	92	1	416	3
042208 Undenaturd ethyl alcohol vol. 0%	702	6	245	2
042209 Vinegar& subst from acitic acid	372	3	375	3
042300 Residues and waste from the food industries; Prepared animal fodder	**93361**	**771**	**136661**	**1118**

Import payments by countries /commodities Table-3.2 (Contd.)
(Four digit level HS code)

(First two digit section, second two digit chapter and last two digit indicate four digit level commodities)

(Amount in thousand)

HS Code - Countries/Commodities	2024 - 2025		2025 - 2026	
	Amount (BDT)	Amount (USD)	Amount (BDT)	Amount (USD)
042302 Bran sharps and othere residues	3518	29	6006	49
042309 Preparations of a kind used in animal feeding	89843	741	130655	1068
050000 Mineral Products	**7792229**	**63956**	**9229792**	**75583**
052500 Salt; sulphur; earths and stone; plastering materials, lime and cement	**1489189**	**12291**	**695405**	**5695**
052507 Kaolin and other kaolinic clays, whether or not calcined			626	5
052507 Kaolin and other kaolinic clays;	1639	14	380	3
052508 Other clays;	74348	616	70213	574
052517 Pebble, gravel, broken or crushd stone	14091	116		
052519 Natural magnesium carbonate & other	55576	461	39267	321
052520 Gypsum;anhydrite plasters			14	0
052523 Portland cement	1341643	11069	584443	4787
052526 Natural steatite; crushed or not crushed	1892	16	462	4
052600 Ores, slag and ash	**247288**	**2057**	**220726**	**1800**
052615 Niobium,tantalum, zirconium ores			542	4
052618 Granulated slag from mfg. iron/steel	239038	1988	207464	1691
052620 Slag, ash and residues	8250	69	12720	105
052700 Mineral fuels, mineral oilsand products of their distillation bituminous substances; mineral waxes	**6055752**	**49608**	**8313661**	**68088**
052707 Oils & other products of coal tar	230	2		
052708 Pitch & pitch coke from coal tar	1923	16	1841	15
052710 Petroleum oils and oils obtained from bituminous minerals,other than crude; preparations not elsewherespecified or included,containing by weight 70% or more of petroleum oils or of oils obtained from bituminous minerals,these oils being the basic constituents of the preparation;waste oils	123775	1015	9300	76
052710 Petroleum oils, refined	5823430	47688	8295826	67942
052711 Petroleum gases & other gaseous hydrocarbons	104339	869		
052712 Petroleum jely;paraffin wax,etc	1525	13	6694	55
052715 Bituminous mixtures based on natural asphalt	531	4		
060000 Products of the Chemical or Allied Industries	**6693131**	**55483**	**7206441**	**58922**
062800 Inorganic chemicals; organic or inorganic compounds of precious metals, of rare-earth metals, of radioactive elements or of isotopes	**565800**	**4686**	**722284**	**5906**
062801 Fluorine, chlorine bromine & iodine.			217	2
062802 Sulphur	177	1	129	1
062803 Carbon			301	2
062804 Hydrogen, rare gases etc.	27134	224	3516	29
062806 Hydrogen chloride, chlorosulphuric acid	281	2	574	5
062807 Sulphuric acid, oleum	2347	19	4681	38
062811 Other inorganic acids, other inorganic oxygen	11363	94	17689	145
062815 Sodium or potasium hydroxide	235	2		
062816 Hydroxide & peroxide magnesium	10046	82	9953	82
062817 Zinc oxide; zinc peroxide	618	5	6082	50

Import payments by countries /commodities Table-3.2 (Contd.)
(Four digit level HS code)

(First two digit section, second two digit chapter and last two digit indicate four digit level commodities)

(Amount in thousand)

HS Code - Countries/Commodities	2024 - 2025		2025 - 2026	
	Amount (BDT)	Amount (USD)	Amount (BDT)	Amount (USD)
062819 Chromium oxides and hydroxide	12642	105	8003	66
062821 Iron oxide & hydroxide	644	5	200	2
062823 Titanium oxides	81189	677	58873	481
062825 Hydrazine/hydroxylamine & salt etc.	10085	84	2698	22
062826 Fluorides,fluorosilicates,etc			980	8
062827 Chloride/bromide/iodides	49644	412	26064	213
062828 Hypochlorites chlorites	3639	30	1532	13
062830 Sulphides; polysulphides	126	1		
062831 Dithionites and sulphoxylates	5	0		
062833 Sulphate alums, peroxosulphate	7536	63	14191	116
062835 Phosphinates, phosphonates	158176	1304	306677	2506
062836 Carbonates; peroxocarbonates	169307	1402	241594	1976
062837 Cyanides,cyanide oxides	13294	111		
062839 Silicates, commercial alkali metal silicates	1575	13		
062842 Other salt of inorganic acids/peroxoacids	5433	45	7321	60
062843 Colloidal precious metals, silver/gold compounds	303	3		
062844 Radioactive chemical elements/isotops	1	0		
062845 Heavy water& other(Isotopes other than 28.44)			11009	90
062900 Organic chemicals	**1195172**	**9909**	**1269062**	**10376**
062902 Cyclic hydrocarbons	32840	269	21397	174
062903 Halogenated derivative of hydrocarbons	47809	397	50416	412
062905 Acyclic alcohol/halogn sulpho,etc	157280	1307	137120	1121
062906 Cyclic alcohol	14358	119		
062907 Phenols;phenol-alcohols			2375	19
062912 Aldehydes			214	2
062914 Ketone & quinon etc.	51730	428	21793	178
062915 Saturated acyclice,monocarboxilic acid etc.	5149	42	2700	22
062916 Unsaturated acyclic monocarboxylic acid etc.	66194	550	94151	771
062917 Polycarboxylic acids			890	7
062918 Carboxylic acids	155556	1292	159641	1305
062919 Phosphoric esters and their salts			2255	18
062920 Ester of other inorganic acids	63358	525	59750	488
062921 Amine function compounds	336	3		
062922 Oxygen-function amino-compound	17114	144	21192	173
062923 Qaternary ammonium salts etc.	42621	355	51356	420
062924 Carboxyamide amide- func. Comp.	23486	195	17842	146
062925 Carboxyimide imine-func. Comp.	580	5	1558	13
062927 Diazo, azo or azoxy-compounds	9274	77	8047	66
062930 Organo-sulphur compounds	299134	2487	303069	2480
062931 Other, organo-inorganic comp.	1651	14	497	4
062932 Heterocyclic compound w/oxygen	14471	120	8002	65
062933 Heterocyclic comp w/nitrogen	88499	730	199464	1631
062934 Nucleic acids & their salts;	22832	187	47141	385
062936 Provitamins & vitamins etc.	195	2		

Import payments by countries /commodities Table-3.2 (Contd.)
(Four digit level HS code)

(First two digit section, second two digit chapter and last two digit indicate four digit level commodities)

(Amount in thousand)

HS Code - Countries/Commodities	2024 - 2025		2025 - 2026	
	Amount (BDT)	Amount (USD)	Amount (BDT)	Amount (USD)
062939 Vegetable alkaloids, & their salts;			159	1
062940 Sugars , oter than sucrose etc.	80704	661	58030	474
063000 Pharmaceutical products	**447731**	**3702**	**489568**	**4003**
063002 Humn & animal blood	39529	329	25887	212
063003 Medicament consist. two or more mixed,for therapeutic use			74	1
063004 Medicament consist. mixed/unmixed,for therapeutic use	2031	17	8274	68
063005 Wadding ,gauze,bandages etc.	342335	2832	419163	3427
063006 Pharmaceutical goods	63837	523	36170	296
063100 Fertilisers	**23**	**0**		
063105 Mineralor chemical fertilizers cont. nitr,phos,potaas	23	0		
063200 Tanning or dyeing extracts; Tannins and their derivatives; Dyes, pigments and other colouring matter; Paints and varnishes; Putty and other mastics; Inks	**728387**	**6028**	**926054**	**7573**
063203 Colorng mater veg/ animl orign			20080	164
063204 Synthetic organic colouring matter	315696	2612	523528	4281
063206 Other Colouring matter;	98428	817	35349	289
063207 Prepared pigments, opacifiers etc.	183856	1518	151604	1241
063208 Paints and varnishes;	78231	646	131517	1075
063209 Other paints and varnishes ;	344	3	445	4
063210 Other paint and varnishes use for finishing leather	893	7	5583	46
063212 Pigments dispersed in non-aqueous	4564	38	3220	26
063214 Glaziers putty,grafting putty etc.	144	1	3617	29
063215 Printing ink, writing draw/other ink	46232	385	51112	418
063300 Essential oils & resinoids; Perfum, cosmetic or toilet preperations	**115206**	**954**	**140014**	**1146**
063302 Mix of odoriferous substancees	86879	719	78218	642
063303 Perfumes and toilet waters	6	0		
063304 Beauty/make-up/skin preparatin	1374	11	3092	25
063305 Preparations for use on the hair	26793	222	58296	476
063306 Preparations for oral/dental hygiene	133	1		
063307 Pre-shave,shaving/after-shave	21	0	409	3
063400 Soap, organic surf-active agents, lubricating etc.	**301221**	**2497**	**400102**	**3273**
063401 Soap;organic surfac-active prodts & preparations	2828	24	3425	28
063402 Organic surfac-active agents	124902	1037	108093	884
063403 Lubricat preparations etc.	145589	1205	247317	2023
063404 Artificial wax & prepared wax	16313	135	30299	248
063405 Polish and cream for footwear, furniture etc.	11589	96	10968	90
063407 Modelling pastes of plaster			0	0
063500 Albuminoidal substances; modified starches, glues, enzymes	**115692**	**948**	**62508**	**511**
063503 Gelatin & derivatives , isinglass, glues			1506	12
063504 Peptones & derivatives, etc.	21883	181	24751	202
063505 Dextrins & other modified starches	3370	28	13866	113

Import payments by countries /commodities Table-3.2 (Contd.)
(Four digit level HS code)

(First two digit section, second two digit chapter and last two digit indicate four digit level commodities)

(Amount in thousand)

HS Code - Countries/Commodities	2024 - 2025		2025 - 2026	
	Amount (BDT)	Amount (USD)	Amount (BDT)	Amount (USD)
063506 Prepared glues & other prep. adhesives	20243	168	22294	182
063507 Enzymes; prepared enzymes n.e.s	70196	571	92	1
063600 Explosives; Pyrotechnic products; Matches; Pyrophoric alloys; certain combustible preperations			**4**	**0**
063606 Fero-cerium, pyrophoric alloys;			4	0
063700 Photographic or cinematographic goods	**2284888**	**18992**	**2059942**	**16836**
063701 Photographic plates & film flat etc.	2277344	18929	2028344	16577
063702 Photographic film in rolls	759	6	11156	91
063703 Photographic paper, paper board etc.			49	0
063705 Photographic plates & film Exposed and Developed, other than Cinematographic film	5181	43	6377	52
063707 Chemical prep. for photographic use	1603	13	14017	115
063800 Miscellaneous chemical products	**939011**	**7768**	**1136903**	**9299**
063802 Activated carbon, animal black etc.	3470	29	228	2
063804 Residual lyes from mfg of wood pulp	2338	19	2682	22
063805 Gum, wood/sulphate turpentine etc.			0	0
063808 Insecticides, rodenticides etc.	76566	634	94904	776
063809 Finishing agents,dye carriers etc.	148176	1224	165456	1353
063810 Pickling preparations for metal surfaces etc.	18172	151	11396	93
063811 Anti-knock prep, oxidation inhibitors etc.	1863	15	5931	48
063812 Prepared rubber accelerators;			2363	19
063812 Prepared rubber accelerators;compounds plasticisersfor rubber or plastics,notelsewhere specified or included;antioxidising preparations and other compound stabilisers for rubber or plastics			2271	19
063814 Organic composites solvents & thinners	117891	978	120773	988
063815 Reaction initiator & accelerators	236	2	6	0
063816 Refractory cements, mortars etc.	148	1		
063819 Hydraulic brake fluids	59861	496	78049	639
063820 Anti-freezing preparations	4466	37	4945	40
063821 Prepared culture media	154	1	302	2
063822 Diagnostic or laboratory reagents	439295	3628	496756	4061
063823 Industrial monocarboxylic fatty acids;	115	1		
063824 Prepared binders for foundry moulds;	66259	551	150840	1235
060000 Products of the chemical or allied industries	**6**	**0**	**17**	**0**
063400 Soap, organic surf-active agents, lubricating etc.	**6**	**0**	**17**	**0**
063402 Organic surfac-active agents	6	0	17	0
070000 Plastics & Rubber Articles Thereof	**3714439**	**30757**	**4037457**	**33010**
073900 Plastics and articles thereof	**2475149**	**20475**	**2935960**	**24003**
073901 Polymers of ethylene, in primary forms	93019	768	171097	1398
073902 Polymers/ propylen/olefin in primary forms	161957	1341	164278	1344
073903 Polymers of styrenein in primary forms	114695	947	104577	856
073904 Polymers of vinyl chloride etc. in primary	198147	1643	77147	630
073905 Polymers of vinyl acetate/ester in primary	138063	1141	107966	883
073906 Acrylic polymers in primry forms	210288	1746	211618	1732
073907 Polyacetals in primary forms	88505	732	174959	1433

Import payments by countries /commodities Table-3.2 (Contd.)
(Four digit level HS code)

(First two digit section, second two digit chapter and last two digit indicate four digit level commodities)

(Amount in thousand)

HS Code - Countries/Commodities	2024 - 2025		2025 - 2026	
	Amount (BDT)	Amount (USD)	Amount (BDT)	Amount (USD)
073908 Polyamides in primary forms	4824	40	3489	29
073909 Amino-resins, in primary forms	24902	208	20432	167
073909 Amino-resins, phenolic resins and polyurethanes, in primary forms	3359	28	178071	1454
073910 Silicons in primary forms	30981	255	13754	112
073911 Petroleum resins, in primary forms	11706	97	968	8
073912 Cellulose & chemical dertives in primary	197169	1634	197285	1613
073913 Natural polymers, in primary forms	514723	4251	627849	5133
073914 Ion-exchangers based polymr primay	3508	29		
073915 Waste,parings & scrap or plastic	799	7	1583	13
073916 Monofilament , of plastics	3081	25		
073917 Tube, pipe & hoses etc of plastics	11695	97	4234	35
073918 Floor coverings of plastics	132	1		
073919 Self-adhesive, plates, sheets etc of plastics	83353	687	118559	969
073920 Other plates,sheets,etc of plastic, non-cellular	174854	1448	325406	2660
073921 Other Plates, sheets etc. of plastics	231336	1910	168631	1378
073923 Artilces for the conveyance	64587	533	58900	482
073924 Tableware, kitchenware, of plastics	55	0	175	1
073925 Builders' wares of plastics n.e.s			1201	10
073926 Other plastics & articles	108357	897	203668	1665
073926 other articles of plastics and articles of other materials of heading Nos. 39.01 to 39.14	1053	9	112	1
074000 Rubber and articles thereof	**1239291**	**10283**	**1101498**	**9008**
074001 Natural rubber, balata etc.	51	0	48391	394
074002 Synthetic rub/factice deriv from oil	378823	3150	225773	1849
074005 Compound rubber, in primry form	17766	145	694	6
074006 Other forms & article of rubber	941	8	831	7
074008 Plates, sheets etc. of vulcan rubber	29758	248	1479	12
074009 Tubes pipes & hoses etc.	6798	57	8080	66
074010 Conveyor/transmisions belts of rub	45534	377	21595	177
074011 New pneumatic tyres, of rubber	662027	5492	701653	5737
074011 New pneumatic tyres,of rubber	7001	58	6327	52
074013 Inner tubes, of rubber			0	0
074014 Hygienic/pharmaceutical articles of rub	8318	68	18	0
074015 Articles of apparel & clothing accessories etc.	3429	29	6933	56
074016 Other articles of vulcanised rubber	76987	637	78980	646
074017 Hard rubber in all forms	1857	15	745	6
080000 Raw Hides and Skins, Leather and Articles Thereof; Saddlery and Harness; Travel Goods, Handbags nad Similar Containers; Articles of Animal Gut	**85223**	**706**	**116367**	**951**
084100 Raw hides and skins and leather	**83860**	**694**	**106140**	**868**
084104 Tanned or crust hides & skins of bovine			149	1
084107 Leather further prepared aft tann,of bovine	76586	634	98959	809
084112 Leather fur prepared aft tann, of sheep/lamb	2062	17	1632	13
084114 Chamois leather;patent leather	1395	12		

Import payments by countries /commodities Table-3.2 (Contd.)
(Four digit level HS code)

(First two digit section, second two digit chapter and last two digit indicate four digit level commodities)

(Amount in thousand)

HS Code - Countries/Commodities	2024 - 2025		2025 - 2026	
	Amount (BDT)	Amount (USD)	Amount (BDT)	Amount (USD)
084115 Composition leather with basis of leather fibre	3816	32	5400	44
084200 Articles of leather; saddlery and harness, travel goods, handbags and similar containers; articles of animal gut	**1363**	**11**	**10227**	**84**
084202 Trunks, suit-case, vanity-case etc.	1216	10	9485	78
084203 Articles/ composition of leather	144	1	740	6
084206 Articles of gut not silk-worm gut	3	0	2	0
090000 Wood and Articles of Wood; Wood Charcoal; Cork and Articles of Cork; Manufactures of Straw, of Esparto or Other Plaiting Materials; Basketware & Wickerwork	**2003**	**16**	**589**	**5**
094400 Wood and articles of wood; wood charcoal	**2003**	**16**	**589**	**5**
094411 Fibreboard of wood	591	5	589	5
094412 Plywod veneered panels	1058	9		
094419 Tableware & kitchenware of wood	354	3		
100000 Pulp of wood or of other fibrous cellulosic material; recovered (waste and scrap) paper or paperboard; paper and paperboard and articles thereof	**299783**	**2498**	**416744**	**3404**
104800 Paper and paperboard; articles of paper pulp, of paper or of paperboard	**283674**	**2365**	**389401**	**3181**
104802 Uncoated paper and paper board	7960	65	17856	146
104803 Toilet or facial tissue stock, towel/napkin etc.	235	2	179	1
104804 Uncoated craft paper & paperboard	109453	920	46003	375
104805 Other uncoated paper/paprboard	33948	284	203992	1665
104808 Paper & paprboard, corrugated, creped,etc.	8759	72	102	1
104810 Paper and paperboard,coated	36999	306	39130	320
104811 Paper, paperboard, cellulose wadding etc.	24468	203	23009	188
104814 Walpaper & similar wall coverings;	6	0		
104816 Carbon paper, not put up in boxes	223	2		
104817 Envelopes,letter cards, plain post card etc.			1853	15
104818 Toilet paper & similar paper etc.	2827	23	287	2
104819 Cartons, boxes, cases, bags of paper	8891	73	8919	73
104820 Registers, a/c books,note books, etc	1124	9	1642	13
104821 Paper/board labels of all kind	46930	389	42064	344
104821 Paper/board labels of all kind Whether or nor printed	738	6	2492	20
104822 Bobbins, spools, cops etc. of paper/ pulp	465	4	204	2
104823 Other paper/board cellulose wadding etc.	647	5	1670	14
104900 Printed books, newspapers, pictures etc.	**16109**	**133**	**27343**	**223**
104901 Printed book,brochures,leaflets etc.			269	2
104906 Plans & drawing architectural etc.	24	0	1	0
104908 Transfers (decalcomanias)	7544	62	19108	156
104910 Calendars of any kind, printed			38	0
104911 Other printed mattrer	8541	71	7926	65
110000 Textiles & Textile Articles	**13936506**	**115486**	**15774022**	**128928**
115100 Wool, fine or coarse animal hair; woven fabric	**201683**	**1686**	**176737**	**1450**

Import payments by countries /commodities Table-3.2 (Contd.)
(Four digit level HS code)

(First two digit section, second two digit chapter and last two digit indicate four digit level commodities)

(Amount in thousand)

HS Code - Countries/Commodities	2024 - 2025		2025 - 2026	
	Amount (BDT)	Amount (USD)	Amount (BDT)	Amount (USD)
115111 Woven fabrics of carded wool/fine animal hair	189438	1584	139920	1148
115112 Woven fabrics combed wool/fine animal hair	9817	82	36817	302
115113 Woven fabrics of coarse animal hair	2428	20		
115200 Cotton	**1105942**	**9149**	**804388**	**6578**
115201 Cotton not carded or combed			6	0
115205 Cotton yarn , cont 85%+ weg cotton	448	4	685	6
115206 Cotton yarn, less than 85% weg cotton			81	1
115208 Woven fabrics of cotton ,>= weg 85%+ , 200g/m.sq.	143812	1190	82978	678
115209 Woven fabrics of cotton ,>= weg 85%+ , > 200g/m.sq.	780639	6448	602623	4930
115210 Woven fabrics of cotton ,> weg 85%+ , 200g/m.sq.	104228	865	88740	725
115211 Woven fabrics of cotton ,> weg 85%+ , > 200g/m.sq.	71644	599	27273	223
115212 Other woven fabrics of cotton	5171	43	2002	16
115300 Other vegetable textile fibres; paper yarn etc.	**35065**	**289**	**22788**	**186**
115305 Coconut, abaca,& other veg tex fibres	315	3	429	4
115308 Yarn ot veg text fbr, paper yrn			6	0
115309 Woven fabrics of flax	34750	287	22353	182
115400 Man-made filaments	**3846390**	**31790**	**4275226**	**34978**
115401 Sewing thread of man-made filaments	49345	408	51837	424
115402 Synthetic filament yarn	312503	2596	586782	4805
115403 Artificial filment yarn	140	1	10	0
115404 Synthetic monofilament	14043	115	63728	523
115406 Man-made filament yarn			644	5
115407 Woven fabrics of synthetic filament yrn	3461835	28601	3555030	29080
115408 Woven fabrics of art fila yrn	8524	70	17195	140
115500 Man-made staple fibres	**3915916**	**32595**	**4961148**	**40508**
115502 Artificial filament tow	3611744	30084	4630268	37801
115503 Synthetic stable fibres, not carded, combed	3450	28	7564	62
115505 Waste of man-made fibres	12	0		
115508 Sewing thread man-made staple fibres	1391	11	724	6
115509 Yarn synthetic staple fibres	52300	431	63119	516
115510 Yarn of artificial staple fibres			748	6
115512 Woven fabrics of synth stap fibres, cont > 85%	3370	28	66643	545
115513 Woven fabrics of synth stap fibres, weg 170 g/m.sq.	68128	561	26620	217
115514 Woven fabrics of synth stap fibres, weg > 170 g/m.sq.	47082	392	13905	114
115515 Other woven fab Synthetic stap fibres	106662	881	137577	1127
115516 Woven fabrics artificial staple fibres	21777	178	13981	114
115600 Wadding, felt and nonwovens; special yarns etc.	**93545**	**773**	**100728**	**823**
115601 Wadding text mterials fibre & articles	5673	47	19	0
115602 Felt, coated,covered/laminated	410	3	182	1
115603 Nonwovens, coated,covered/laminated	70390	582	86354	706

Import payments by countries /commodities Table-3.2 (Contd.)
(Four digit level HS code)

(First two digit section, second two digit chapter and last two digit indicate four digit level commodities)

(Amount in thousand)

HS Code - Countries/Commodities	2024 - 2025		2025 - 2026	
	Amount (BDT)	Amount (USD)	Amount (BDT)	Amount (USD)
115604 Rubber thread cord, textile covered,etc	3228	27	4399	36
115605 Metalised yarn	4556	37	2787	23
115607 Twine, cordage, cbles etc.	5361	44	6563	54
115608 Knotted netting of twine, cordage etc			324	3
115609 Artificial yarn, strip, twine etc. n.e.s.	3927	32	99	1
115800 Special woven fabrics; tufted text. Fabrics; lace; tapestries; trimmings; embroidery	**827517**	**6833**	**754682**	**6166**
115801 Woven pile & chenille fabrics	52	0	1288	11
115804 Tulles & other net fabrics	14280	118	16430	135
115806 Narrow woven fabrics	89835	744	85555	700
115807 Labeles, badges & similar articles text	86340	711	74837	612
115808 Braids in the pieces etc.	2351	19	1098	9
115809 Woven fabrics metal thread	5	0		
115810 Embroidery in the piece, in strips	4488	37		
115811 Quilted text. Prodt. in piece, composed	630167	5204	575475	4700
115900 Impregnated, coated, covered textile fabrics etc.	**2290338**	**18986**	**3469065**	**28354**
115902 Tyre cord fabrics	15927	132	11579	95
115903 Tex fabrics impregnated,coated etc	2229829	18487	3405229	27832
115906 Rubberised text fabrics	4572	38	1777	15
115907 Text fabrics otherwise impregnated, coated etc	4	0	3038	25
115908 Text wicks, woven, for lamps, stoves etc	0	0		
115909 Text hosepiping & similr tex tubing	949	8	674	5
115910 Transmission/conveyor belts, of text mtrl	48	0	5753	47
115911 Text products & artcles	39008	321	41017	335
116000 Knitted or crocheted fabrics	**1543237**	**12750**	**1102949**	**9016**
116001 Pile fabrics	4411	37	4975	41
116003 Knitted or crochetd fabrics, not exd.30 cm	17697	146	18915	154
116004 Knitted or crochetd fabrics, exd.30 cm	3955	33	74152	605
116005 Wrap knit fabrics	1353502	11182	784863	6415
116006 Other knitted or crochet fabrics	163671	1353	220043	1800
116100 Articles of apparel & cloth accessories, knitted/crocheted	**59687**	**492**	**74262**	**607**
116110 Jerseys, pullovers,cardigans etc.	9	0	12	0
116116 Gloves, mittens & mitts			35	0
116117 Other made up clothing accessories	59678	492	74215	606
116200 Articles of apparel & cloth accessories, not knitted/crocheted	**10576**	**87**	**22874**	**187**
116212 Brassieres, girdels, corsets etc			1	0
116217 Other made up cloth acesor & parts of garmt	10576	87	22873	187
116300 Other made up textile articles; sets; worn clothing and worn textile articles; rags	**6611**	**55**	**9175**	**75**
116302 Bed, table, toilet & kitchen linen			83	1
116305 Sacks & bags use for packing goods	2839	23	2255	18
116306 Tarpaulins,tents, sails etc			210	2
116307 Other made up articles incl dress patterns	2102	17	2037	17
116309 Worm clothing & other worm artcles	1671	14	4590	38

Import payments by countries /commodities Table-3.2 (Contd.)
(Four digit level HS code)

(First two digit section, second two digit chapter and last two digit indicate four digit level commodities)

(Amount in thousand)

HS Code - Countries/Commodities	2024 - 2025		2025 - 2026	
	Amount (BDT)	Amount (USD)	Amount (BDT)	Amount (USD)
120000 Footwear,Hradgear, Umbrellas, Sun Umbrellas, Walking Sticks, Seat-Sticks, Whips, Riding-Crops and Parts Thereof Etc	**2152141**	**17834**	**2720621**	**22220**
126400 Footwear, gaiters and the like; parts of such articles	**1093**	**9**	**5055**	**42**
126403 Footwear with soles of rubber, plastics etc.			39	0
126405 Other footwear	1072	9	25	0
126406 Parts of footwear	21	0	4991	41
126500 Headgear and parts thereof			**1038**	**8**
126505 Hat and other headgear knitted/croched			984	8
126506 Other headgear, not lined			3	0
126507 Head-bands, linings, covers etc			52	0
126700 Prepared feathers and down and articles made of feathers; artificila flowers; articles of human hair	**2151048**	**17825**	**2714528**	**22170**
126703 Humn hair, dressed, thinned etc.	2151048	17825	2714528	22170
130000 Articles of Stone, Plaster, Cement, Asbestos, Mica or Similar Materials; Ceramic Products; Glass and Glassware	**661000**	**5478**	**693652**	**5671**
136800 Articles of stone, plaster, asbestos, mica etc.	**584322**	**4841**	**624127**	**5102**
136804 Millstone, grindstone, grinding wheel etc.	22036	183	26263	215
136805 Natural/art abrasive powder/grain	3912	32	9935	81
136806 Slag wool, rock wool etc.	61	0	3825	31
136813 Friction material & articles	3373	28	3406	28
136814 Worked mica and articles of mica			1132	9
136815 Articles of stone/other mineral lsubs	554941	4598	579565	4738
136900 Ceramic products	**42326**	**353**	**16034**	**131**
136903 Other refractory ceramic goods	42017	351	12015	98
136907 Unglazed ceramic flags, wall tiles etc.			3268	27
136909 Ceramic wares for lab, chemical uses etc.	277	2	335	3
136910 Ceramic sinks, wash basins etc.	2	0		
136911 Tableware, kitchenware, etc., of porcelain/china			306	3
136914 Other ceramic articles	30	0	110	1
137000 Glass and glassware	**34352**	**283**	**53491**	**438**
137002 Glass in balls,rods, unworked			50	0
137006 Glass bent, edge-worked, etc.			1	0
137007 Safety glass, laminated glass, etc.	583	5	6730	55
137009 Glass mirrors, rear-view mirrors	2943	24	3226	26
137010 Carboys, bottles, flasks, jar etc.	186	2	88	1
137013 Glassware of table, kitchn, toilt etc.	5	0		
137014 Signalling glassware & optical elements	142	1		
137017 Lab,hygnic/pharmaceautical glassware	2130	17	9503	78
137018 Glass beads imitation pearls etc.			484	4
137019 Glass fibres & articles;	27520	227	33363	273
137020 Other articles of glass	844	7	46	0

Import payments by countries /commodities Table-3.2 (Contd.)
(Four digit level HS code)

(First two digit section, second two digit chapter and last two digit indicate four digit level commodities)

(Amount in thousand)

HS Code - Countries/Commodities	2024 - 2025		2025 - 2026	
	Amount (BDT)	Amount (USD)	Amount (BDT)	Amount (USD)
140000 Natural or Cultured Pearls, Precious or Semiprecious Stones, Precious Metals, Metals Clad with Precious Metal and Articles Thereof; Imitation Jewellery; Coin	**35**	**0**		
147100 Natural or Cultured Pearls, Precious or Semiprecious Stones, Precious Metals, Metals Clad with Precious Metal and Articles Thereof; Imitation Jewellery; Coin	**35**	**0**		
147101 Pearls, natural or cultured etc.	35	0		
150000 Base Metals & Articles of Base Metal	**86917969**	**718698**	**103984297**	**850068**
157200 Iron and Steel	**83271640**	**688450**	**101637894**	**830895**
157204 Ferrous waste & scrap	40098141	331587	52141132	426147
157205 Granules & powder, of pig iron	70	1		
157208 Flat-rolled prodt, >= width 600 mm, hot-rolled	39955907	330241	46418020	379572
157209 Flat-rolled prodt, >= width 600 mm, cold-rolled	267830	2216	156829	1284
157210 Flat-rolled prodt, >= width 600 mm, clad,plated	2654066	21963	2724219	22274
157211 Flat-rolled prodt, width 600 mm,not clad,plated	937	8		
157212 Flat-rolled prodt, width 600 mm, clad,plated	61964	510	30882	253
157213 Bars & rods, hot-rolled, of iron	15571	130		
157214 Other bars & rods, hot-rolled, of iron	155	1		
157215 Other bars & rods, cold formed, of iron	147	1	22	0
157219 Flat-rolled prodt of stainless steel >= width 600mm	165335	1369	96324	788
157220 Flat-rolled prodt of stainless steel width 600mm	653	5	280	2
157222 Other bars & rods, of stainless steel			146	1
157223 Wire of stainless steel	3122	26	9335	76
157225 Flat-rolled prodt, of other alloy steel >= width 600mm	42252	347	60706	497
157227 Bars & rods, of other alloy steel	497	4		
157228 Other bars & rods, of other alloy steel	4993	41		
157300 Articles of Iron and Steel	**449628**	**3736**	**360819**	**2946**
157301 Sheet piling of iron / steel	1396	11		
157302 Railway or tramway track,of iron /steel	144	1		
157303 Tubes, pipes etc. of cast iron	6	0		
157304 Tubes, pipes etc. other than cast iron	42478	353	132576	1081
157305 Other tubes, pipes, having circular cross-sections			26	0
157306 Other tubes, pipes & hollow profiles	291	2	1	0
157307 Tubes/ pipes fittings of iron / steel	7248	60	5783	47
157308 Structures & parts of structures	3632	30	4988	41
157310 Tanks, casks, drums etc.			239	2
157311 Containers for compressed	225	2		
157312 Stranded wire, ropes, cables etc.	697	6	2272	19
157314 Wire,expanded metal of iron / steel	3293	27	2131	17
157315 Chain and parts, of iron/steel	34419	282	34992	286
157316 Anchors, grapnels,parts			23	0

Import payments by countries /commodities Table-3.2 (Contd.)
(Four digit level HS code)

(First two digit section, second two digit chapter and last two digit indicate four digit level commodities)

(Amount in thousand)

HS Code - Countries/Commodities	2024 - 2025		2025 - 2026	
	Amount (BDT)	Amount (USD)	Amount (BDT)	Amount (USD)
157317 Nails,tacks,drawing pins etc.	356	3		
157318 Screws,bolts,nuts, etc.	192738	1614	49651	406
157319 Sewing/knitting needles, etc.	3263	27	2488	20
157320 Springs &leaves for springs	78643	648	91402	747
157321 Stoves, ranges,cookers etc.			208	2
157322 Radiators for central heating			119	1
157323 Table,kitchen articlese,of iron	87	1	7244	59
157324 Sanitary ware & parts, of iron/ steel			4	0
157325 Other cast articles,of iron or stl	297	2		
157326 Other articles of iron or steel	80415	667	26673	218
157400 Copper and Articles Thereof	**1563944**	**12969**	**1065800**	**8703**
157402 Unrefined, copper anodes	500	4	564	5
157403 Reifned ,coper alloys.	110322	919	83516	680
157407 Copper bars,rods refined profiles	1446636	11992	971770	7936
157408 Copper wire	2096	17	1172	10
157410 Copper foil, backed/not backed	32	0		
157411 Copper tubes and pipes			1	0
157412 Copper tube or pipe fittings	1380	11	30	0
157415 Nails, tacks, drawing pins, of copper etc.	2978	24	8204	67
157419 Other articles of copper			543	4
157500 Nickel and Articles Thereof	**10956**	**90**	**4700**	**39**
157502 Unwrought nickel	10649	88	2	0
157506 Nickel plates, sheets, strip & foil			2880	24
157507 Nickel tubes, pipes & fittings			1121	9
157508 Other articles of nickel	306	3	697	6
157600 Aluminium and Articles Thereof	**280745**	**2335**	**226056**	**1851**
157604 Aluminium bars, rods & profiles	266514	2217	209790	1718
157605 Aluminium wire	2084	17	182	1
157606 Aluminium plates, sheets, strip	1652	14	5260	43
157607 Aluminium foil, backed/not backed	1496	12	2672	22
157608 Aluminium tubes and pipes	265	2		
157609 Aluminium tube & pipe fittings	7	0		
157610 Aluminium,tube or pipe fittings (for example,couplings,elbows,sleeves)	8581	72	6293	51
157615 Table, kitchen articles etc. of aluminium	29	0		
157616 Other aluminium articles	118	1	1859	15
157800 Lead and articles thereof	**151164**	**1255**	**35**	**0**
157801 Unwrought lead	150949	1253		
157806 Other lead articles	216	2	35	0
157900 Zinc and articles thereof	**774319**	**6421**	**145293**	**1191**
157901 Unwrought zinc	774319	6421	145106	1189
157907 Other articles of zinc			188	2
158000 Tin and articles thereof	**6035**	**51**	**1308**	**11**
158003 Tin bars, rods, profiles and wire	4014	34		
158007 Other articles of tin	2021	17	1308	11

Import payments by countries /commodities Table-3.2 (Contd.)
(Four digit level HS code)

(First two digit section, second two digit chapter and last two digit indicate four digit level commodities)

(Amount in thousand)

HS Code - Countries/Commodities	2024 - 2025		2025 - 2026	
	Amount (BDT)	Amount (USD)	Amount (BDT)	Amount (USD)
158200 Tools, implements, cutlery, spoons and forks, of base metal; parts thereof of base metal	**89397**	**738**	**106971**	**873**
158202 Hands saws, blades saws etc.	1634	14	3023	25
158203 Files, rasps, pliers, etc.	1210	10	248	2
158204 Hand-operated spanners & wrenches	9874	82	4374	36
158205 Hand tools n.i.e	17255	142	4382	36
158206 Tools of two or more, in sets	1335	11	121	1
158207 Interchangeable tools, for hand tools	41504	342	66656	544
158208 Knives & cutting blades	15879	131	22722	186
158209 Plates, sticks, tips, like tools	220	2	2044	17
158211 Knives with cutting blades	85	1	173	1
158213 Scissors, tailors shears & blades	370	3	479	4
158214 Other articles of cutlery	23	0	42	0
158215 Spoons, forks, ladles, skimmers etc.	7	0	2705	22
158300 Miscellaneous articles of base metal	**320141**	**2652**	**435421**	**3559**
158301 Padlocks & locks, of base metal	6148	51	4772	39
158302 Base metal mountings,fittings & articles etc.	6170	51	7684	63
158303 Armoured safes, strong boxes, doors etc.	806	7		
158305 Fittings for loose-leaf binders, letter clips etc.	933	8	1057	9
158306 Bells, gongs & the like etc.	89	1		
158307 Flexible tubing of base metal	754	6	1802	15
158308 Clasps, frames, hooks etc.	294299	2439	384355	3142
158309 Stoppers, caps & lids of base metal	6184	51	8759	72
158310 Sign-plates, name-plates, address-plate etc.	473	4	408	3
158311 Wire, rods, tubes plates, of base metal	4285	36	26584	217
160000 Machinery & mechanical appliances; electrical equipment;	**6290**	**52**	**2858**	**23**
168500 Electrical machinery and equipment and parts	**6290**	**52**	**2858**	**23**
168526 Radar apts,radio remote,etc apts	6290	52	2858	23
160000 Machinery and mechanical appliances; electrical equipment; parts thereof; soundrecorders and reproducers, television image and soundrecorders and reproducers; and parts and accessories of such articles	**26949009**	**222803**	**21312785**	**174290**
168400 Nuclear reactors, boilers, machinery and mechanical appliances; parts thereof	**25038899**	**206971**	**19643916**	**160638**
168402 Steam /other vapour generating boilers	193342	1595	122838	1005
168403 Central heating boilers	13945	113		
168404 Auxiliary plant for use with boilers	1103	9	3	0
168405 Producer gas/water gas generators	133	1		
168406 Steam turbines & other vapour turbines	3017	25	159841	1306
168407 Spark-ignition/rot piston engines	208222	1724	297173	2430
168408 Compression-ignition piston engin	112578	932	285939	2337
168409 Parts spark-ignition pistn engin	74019	611	109373	893
168410 Hydraulic turbines, water wheels			35	0
168411 Turbo-jet turbo-propellers etc.	910974	7569	49822	406
168412 Other engines and motors	35387	291	32305	264
168413 Pumps for liquids	188090	1559	271541	2218

Import payments by countries /commodities Table-3.2 (Contd.)
(Four digit level HS code)

(First two digit section, second two digit chapter and last two digit indicate four digit level commodities)

(Amount in thousand)

HS Code - Countries/Commodities	2024 - 2025		2025 - 2026	
	Amount (BDT)	Amount (USD)	Amount (BDT)	Amount (USD)
168414 Air/vacum pumps, gas compressors & fans	578217	4791	212125	1737
168415 Air conditioning machines	70147	581	52597	431
168416 Furnace burners for liquid fuel,etc.	16	0	2893	24
168417 Industrial/lab furmaces & oven etc.	215950	1797	188632	1538
168418 Refrigerators,freezers & othr	190785	1578	31443	257
168419 Machinery, plant/ lab equipments etc.	184996	1548	77365	634
168420 Calendering/other roling machines	1435	12	16458	135
168421 Centrifuges, filtering machinery rtc.	126391	1047	185070	1512
168422 Dish washing machines, etc.	370332	3071	332966	2723
168423 Weighing machinery, etc.	73571	603	101243	826
168424 Mechanical appliances & the like	68886	564	195763	1601
168424 Steam or sand blasting machines and similar projecting machines	11	0	0	0
168425 Pulley tackle & hoists etc.	1293	11	12685	103
168426 Ships' derricks; cranes etc.	267223	2210	63769	521
168427 Fork-lift truks;	346313	2850	244752	2003
168428 Other Lifting, handling, etc.machinery	50270	413	22353	183
168429 Self-propelled bulldozers, angle dozers etc.	1434107	11882	2805501	22943
168430 Other moving, grading, levelng etc. mach.	4904	40	179141	1464
168431 Parts suitable of machinery	10006	83	12179	99
168432 Agricultural, horticultural machinery	76002	633		
168433 Harvesting or threshing machinery	49423	408	21077	172
168434 Milking mach & dairy machinery	3212	26		
168436 Other agri, horti, poltry-kep machinery	5947	48	17614	144
168437 Machines cleaning, sorting/grading seed etc.			1145	9
168438 Machinery n.i.e	76299	636	636997	5220
168439 Machinery making pulp/paper/board	4273	35	215	2
168440 Book-binding machinery	71661	590	89050	728
168441 Other machinery making pulp/paper/board	26088	218	76482	624
168442 Machinery,apparatus,& equpment	15921	132	12558	103
168443 Printing machinery	703186	5836	392841	3216
168445 Machine preparing txtile fibres	1713610	14170	1752755	14339
168446 Weaving machines(looms)	885041	7357	46907	384
168447 Knitting machines stitch-bonding etc.	7959834	65515	4481400	36630
168448 Auxiliary mach for extrd, drw mch etc.	336104	2781	402779	3293
168450 Household/laundry-type washing mach	441	4	55	0
168451 Machinery for washing, cleaning etc.	453459	3764	207486	1695
168452 Sewing machines, n/book sewng mach	4171687	34523	3019513	24702
168453 Machinery, preparing, tanning etc.	9933	83	3779	31
168454 Converters, ladles ingot machinies	77670	652	54029	442
168455 Metal rollng mills and rolls thereof			10941	90
168456 Machine-tools for working any material by removal of material,by laser or other light or photon beam,ultra-sonic,electro-discharge,electro-chemical,electron beam or plasmaarc process;water-jet cutting machines	1423	12	8607	71
168457 Machining unit construction machinies			1538	13

Import payments by countries /commodities Table-3.2 (Contd.)
(Four digit level HS code)

(First two digit section, second two digit chapter and last two digit indicate four digit level commodities)

(Amount in thousand)

HS Code - Countries/Commodities	2024 - 2025		2025 - 2026	
	Amount (BDT)	Amount (USD)	Amount (BDT)	Amount (USD)
168458 Lathes for removing metal	20931	174	21960	180
168459 Machine-tools drilling, boring etc.	8975	74	11528	94
168459 Machine-tools(including way-type unit head machines) for drilling, boring,milling,threading or tapping by removing metal,other than lathes (including turning centres)of heading 84.58	58	0	74	1
168460 Machine-tools deburring, sharpening etc.	10012	84	5849	48
168460 Machine-tools for deburring,sharpening,grinding,honing,lapping,polishing or otherwise finishing metal cermets bymeans of grinding stones,abrasives or polishing products,other than gear cutting,gear grinding or gear finishing machines of heading No 84.61	187	2		
168460 Machine-tools for deburring,sharpening,grinding,honing,lapping,polishing or otherwise finishing metal cermets bymeans of grinding stones,abrasives or polishing products,other than gear cutting,gear grinding or gear finishing machines of heading No 84.63			5	0
168461 Machine-tools planing, shaping etc.	4994	42	10264	84
168462 Machine-tools forging, hammering etc.	238472	1984	62049	507
168464 Machine-tools working stone, ceramic etc.	41	0		
168465 Machine-tools working stapling, wood, etc.	1246	10	896	7
168466 Parts & accessories for machine-tools	77710	650	23255	190
168467 Tools for working in the hand etc.	21353	178	9297	76
168471 Automatic data processing machines etc.	463139	3800	402639	3290
168472 Other office machines	118	1	1686	14
168473 Parts & accessories of office machineries	2195	18	1641	13
168474 Machinery washing, crushing etc.	38692	326	26767	218
168475 Machines for assembling elect. lamps etc.			66044	539
168477 Machinery for working rubber/plastics	132692	1095	253383	2074
168478 Machinery preparng/making up tobaco	386	3	358	3
168479 Mechanical appl indivial func. n.i.e	732474	6085	689737	5638
168480 Moulding boxes for metal foundry etc.	72589	598	41907	343
168481 Taps, cocks, valves & similar etc.	275820	2289	272476	2229
168482 Ball/ roller bearings	290458	2403	251838	2060
168483 Transmission shafts, crank, bearing etc.	139210	1145	113008	924
168484 Gaskets & similar joints of metal sheeting etc.	50432	416	38828	318
168485 Machines for additive manufacturing	23359	197		
168487 Machinery parts,not cont. elect. connectors	56479	467	34851	285
168500 Electrical machinery and equipment and parts thereof; sound recorders and reproducers, television imageand sound recorders and reproducers and parts and accessories of such articles	**1910110**	**15832**	**1668869**	**13653**
168501 Electric motors and generator	46398	386	59011	483
168502 Electric generating sets, rotary converters	66945	556	57106	468
168503 Parts electric motor,gen. Set	7113	59	20221	166
168504 Electric transformer, inductors etc.	274462	2286	121504	995
168505 Electro-magnets;and articles	1365	11	3329	27

Import payments by countries /commodities Table-3.2 (Contd.)
(Four digit level HS code)

(First two digit section, second two digit chapter and last two digit indicate four digit level commodities)

(Amount in thousand)

HS Code - Countries/Commodities	2024 - 2025		2025 - 2026	
	Amount (BDT)	Amount (USD)	Amount (BDT)	Amount (USD)
168506 Primary cels & primary baterie	188	2	3656	30
168507 Electric accumulator;	12944	107	24425	199
168508 Vcuum cleaners			17	0
168510 Electric shavers, hair clipper etc.	452	4	35	0
168511 Electrical ignition equipment, etc.	89147	734	52265	428
168512 Electrical lighting/signaling equipment,etc	11676	96	16187	133
168513 Portable electric lamps, dry batteries	218	2	147	1
168514 Industrial/lab electric furnaces, ovens, etc.	34918	293	6953	57
168515 Electric laser/photon beam , etc.	53934	446	48090	394
168516 Electric storage water heater, etc.	88034	730	45186	369
168517 Telephone sets , other apparatus etc.	47891	401	109601	895
168518 Microphones & stands therefor;	840	7	1639	13
168519 Sound recording apparatus	153	1	179	1
168521 Video-recording apparatus			773	6
168522 Parts & access of sound/video recording	1	0		
168523 Discs, tapes, smart cards etc.	103514	852	10274	84
168524 Flat panel display module	5249	43	3	0
168525 Transmission appart radio-tel, etc.	16218	134	81404	667
168526 Radar apts,radio remote,etc apts	12572	105	14756	121
168527 Reception apts for radio broadcasting	60	1	842	7
168528 Monitors and projectors etc.	1825	15	1693	14
168528 Monitors and projectors,not incorporating television reception apparatus;reception apparatus for television,whether or not incorporating radio broadcast receivers or sound or videorecording or reproducing apparatus	26224	215	6169	50
168529 Parts suitable for use solely or principally with the apparatus of headings Nos.85.25 to 85.28			1620	13
168529 Parts,trans,reception etc.,apts	3977	33	957	8
168531 Electrical sound/visual sig apts	22201	185	11545	94
168532 Electrical capacitors, fixed,variable etc.	256	2	569	5
168533 Electrical resistors, not heating	3837	32	4508	37
168534 Printed circuits	90702	751	86803	710
168535 Electrical apts for switching > 1000 volts	17616	146	15357	125
168536 Electrical apparatus for switching or protecting electrical circuits,or for making connections to or in electrical circuits for a voltage notexceeding 1,000 volts; connectors for optical fibres,optical fibres,optical fibre bundles or cables	26787	221	11057	91
168536 Electrical apts for switching 1000 volts	129118	1072	141092	1153
168537 Boards, panels, consols, etc.	35343	293	35719	292
168538 Parts: of electrical switching,apts.	32777	272	32883	269
168539 Electric filament or discharge lamos, including sealed beam lamp units and ultra-violet or infra-red lamps; arc-lamps;light -emitting diode (LED) lamps.			701	6
168539 Electric filament/discharge lamps	24981	207	29654	243

Import payments by countries /commodities Table-3.2 (Contd.)
(Four digit level HS code)

(First two digit section, second two digit chapter and last two digit indicate four digit level commodities)

(Amount in thousand)

HS Code - Countries/Commodities	2024 - 2025		2025 - 2026	
	Amount (BDT)	Amount (USD)	Amount (BDT)	Amount (USD)
168539 Electrical apparatus for switching or protecting electrical circuits,or for making connections to or in electrical circuits for a voltage notexceeding 1,000 volts; connectors for optical fibres,optical fibres,optical fibre bundles or cables			135	1
168540 Thermionic,cold cathode valves etc.	477	4	13084	107
168541 Diodes, transistors, semi-conductor etc.	92840	763	111817	915
168542 Electronic, integrated circuits	83448	692	59841	489
168543 Electrical machines & apts. n.i.e.	351594	2917	345289	2825
168544 Insulatd wire, cable etc.	23193	192	49198	403
168545 Carbon electrodes, carbon brushes etc.	3670	30	493	4
168546 Electrical insulators any metarial	64644	533	30909	253
168548 Electrical parts of machinery or apparatus, not specified or included elsewhere in th	308	3	59	0
168549 Electrical and electronic waste and scrap			115	1
170000 Vehicales, Aircraft, Vessels and Associated Transport Equipment	**70074245**	**579842**	**66296615**	**541765**
178600 Railway or tramway locomotives, rollingstock and parts thereof; railway or tramway track fixtures and fittings and parts thereof; mechanical (including electromechanical) trafficsignalling equipment of all kinds			**157**	**1**
178609 Containers for carriage			157	1
178700 Vehicles other than railway or tramway rollingstock, and parts and accessories thereof	**35201274**	**291020**	**35970234**	**294087**
178701 Tractors			853	7
178702 Motor vehicales, public-passengers	2078801	17249	3470731	28375
178702 Motor vehiclesfor transport of ten or more persons including the driver			4512	37
178703 Motor car, other motor vehicles	5610594	46577	4230908	34585
178703 Motor cars and other motor vehicles principally designed for the transport of the persons(other than those of heading No. 87.02) including station wagons and racing cars	23551519	194722	25429647	207929
178704 Motor vehicles for goods transport	3042170	24897	1608196	13141
178705 Special purpose motor vehicles	43789	363	64607	526
178706 Chassis fitted with engines, tractor, bus	99104	822	31195	255
178707 Bodies, for tractors, buses	43969	363	51969	425
178708 Parts,accessories, motor vehicles	495940	4103	818103	6686
178709 Works truck,self-propelled	449	4		
178710 Tank & other armoured vehi			1	0
178711 Motorcycles			52317	426
178714 Parts,accessories, of motorcycle/bicycles	226728	1852	187424	1533
178716 Trailer & semi-trailers;	8211	68	19771	161
178800 Aircraft, spacecraft and parts thereof	**336**	**3**	**105868**	**862**
178801 Balloons & dirigibles etc.	336	3	325	3
178806 Unmanned aircraft:			105543	860
178900 Ships, boats and floating structures	**34872635**	**288820**	**30220356**	**246814**
178901 Cruise ships, excursion boats etc.	12067348	100748	12884815	105270
178903 Yachts & other vessels			204	2
178906 Other vessels,warship, lifeboats			1146	9

Import payments by countries /commodities Table-3.2 (Contd.)
(Four digit level HS code)

(First two digit section, second two digit chapter and last two digit indicate four digit level commodities)

(Amount in thousand)

HS Code - Countries/Commodities	2024 - 2025		2025 - 2026	
	Amount (BDT)	Amount (USD)	Amount (BDT)	Amount (USD)
178908 Vessels & other,breaking up	22805287	188072	17334191	141533
180000 Optical, Photographic, Cinematographic, Measuring, Checking, Precision, Medical Orsurgical Instruments and Apparatus; Clocks and Watches; Musical Instruments; Parts and Accessories Thereof	**4280811**	**35473**	**4021522**	**32895**
189000 Optical, photographic, cinematographic, measuring, checking, precision, medical orsurgical instruments and apparatus; parts and accessories thereof	**4275372**	**35428**	**4015290**	**32844**
189001 Optical fibres etc	11106	92	13441	110
189002 Lenses, prisims, mirrors etc.	31946	264	55014	450
189003 Frame & mounting,spectacles etc.	17	0		
189005 Binoculars, monoculars, telescopes etc.	5133	43		
189006 Photographic cameras, etc.	11541	95	6006	49
189010 Apparatus for photographic etc.	13238	110	11567	94
189011 Compound optical microscopes	42525	351	92849	759
189012 Microscopes excl opt micros	65560	546	26876	219
189013 Liquid crystal devices			4297	35
189014 Direction finding compasses	2151	18	2720	22
189015 Surveying, hydrographic etc.	72639	597	209277	1712
189016 Balances of a sensitivity of 5cg	244	2	2611	21
189017 Drawing, marking-out etc. inst.	4003	33	8551	70
189018 Instruments in medical,surgical, etc.	1292973	10683	1436041	11748
189019 Mechano-therapy,etc,appliances	26190	216	167513	1369
189020 Other breathing appliance,gas masks			18	0
189021 Orthopaedic,appliances etc.	466	4	3106	25
189022 Appratus based on x-ray,alpha, etc.	933539	7768	359263	2941
189023 Instruments demonstrationl purposes			479	4
189024 Machines, hardness,strength test etc.	10846	89	17974	147
189025 Hydrometers,thermometers etc.	6342	53	12883	105
189026 Instruments, checking flow,level etc.	31505	261	33292	272
189027 Instruments, physical, chemical analysis etc.	1338923	11085	1308254	10702
189028 Gas,liquid, electricty meters	184129	1544	6964	57
189029 Revolution counters,taximeters etc.	2690	22	6490	53
189030 Oscilloscopes, spectrum analysers etc.,	28978	241	5686	46
189031 Measuring/checking instrument	36439	300	60530	494
189032 Automatic regulating instru	18033	148	55168	450
189033 Parts & accessories n.i.s	104216	863	108420	887
189100 Clocks and watches and parts thereof	**5025**	**41**	**4172**	**34**
189101 Wrist, pocket-watches etc w/ precious metal	314	3		
189102 Wrist, pocket, watch,other than 90.01	1629	13	421	3
189105 Other clocks			123	1
189106 Time of day recording apparatus	14	0	2	0
189108 Watch complete & assembled	2836	23	3475	28
189114 Other clock or watch parts	231	2	151	1
189200 Musical instruments; parts and accessories	**414**	**3**	**2060**	**17**
189202 Other string musical instruments	172	1	6	0
189205 Wind musical instruments	242	2		

Import payments by countries /commodities Table-3.2 (Contd.)
(Four digit level HS code)

(First two digit section, second two digit chapter and last two digit indicate four digit level commodities)

(Amount in thousand)

HS Code - Countries/Commodities	2024 - 2025		2025 - 2026	
	Amount (BDT)	Amount (USD)	Amount (BDT)	Amount (USD)
189207 Musical instruments etc.			405	3
189209 Parts of musical instruments			1649	13
180000 Optical, photographic, clocks, musical instruments etc.	**23915**	**199**	**25334**	**207**
189000 Optical, photographic, etc.	**23915**	**199**	**25334**	**207**
189014 Direction finding compasses	15425	129	15036	123
189018 Instruments in medical,surgical, etc.	8490	70	10299	84
200000 Miscellaneous Manufactured Articles	**2525869**	**20892**	**2325914**	**19020**
209400 Furniture; bedding, mattresses, mattress supports, cushions and similar stuffed furnishings; lamps and light fittings, not elsewhere specified or included; illuminated signs, illuminatednameplates and the like; prefabricated buildings	**47570**	**394**	**41106**	**336**
209401 Seats and parts	40974	339	27954	228
209402 Medical, surgical, dental furniture	4659	39	6943	57
209403 Other furniture & parts	758	6	4245	35
209404 Mattress supports;	182	2	18	0
209405 Lamps and lighting fittings & parts	997	8	1945	16
209500 Toys, games and sports requisites; parts and accessories thereof	**35164**	**291**	**33049**	**270**
209503 Tricycles, scooters, pedal cars etc.	2674	22		
209506 Articlese for gymnastics, sports etc.	10782	89	11754	96
209507 Fishing rods, hooks, nets etc.	21708	180	21295	174
209600 Miscellaneous manufactured articles	**2443135**	**20208**	**2251759**	**18414**
209601 Workd ivory bone, tortoise sheell etc.	6	0		
209602 Worked veg/mineral carving matrl	5210	43	4554	37
209603 Brooms, brushes, etc.	34712	288	1448	12
209606 Buttons, press/snap-fasteners, etc	622740	5156	515475	4215
209607 Slide fasteners and parts	1684414	13929	1642046	13429
209608 Ball point pens & markers	29197	242	35139	287
209609 Pencils, crayons etc.	1507	13	17	0
209610 Slates, boards, etc.			1380	11
209611 Date,sealing/stamps, etc.	92	1		
209612 Typewriter ribbons,inked, etc.	64959	533	51404	420
209615 Combs, hair-slide etc. & parts			86	1
209616 Scent/toilet sprays, etc	3	0	40	0
209618 Tailors dummies & others	288	2		
209619 Sanitary towels , napkins etc.			37	0
209620 Monopods, bipods, tripods and similar articles	8	0	133	1
Jordan	**1289127**	**10617**	**17104096**	**140077**
020000 Vegetable Products	**2320**	**19**	**13925**	**114**
020800 Edible fruit nuts; peel of citrus fruit or melons	**2320**	**19**	**13925**	**114**
020804 Dates figs pinapples etc., fresh/dried	2320	19	13925	114
040000 Prepared foodstuffs; Beverages, Spirits and vineger; Tobacco and manufactured tobacco substitues	**335446**	**2788**	**7641**	**63**
042100 Miscellaneous edible preparations			**1337**	**11**
042106 Food preparations n.e.s			1337	11

Import payments by countries /commodities Table-3.2 (Contd.)
(Four digit level HS code)

(First two digit section, second two digit chapter and last two digit indicate four digit level commodities)

(Amount in thousand)

HS Code - Countries/Commodities	2024 - 2025		2025 - 2026	
	Amount (BDT)	Amount (USD)	Amount (BDT)	Amount (USD)
042200 Beverages, spirits and vinegar	**8**	**0**	**46**	**0**
042204 Wine of fresh grapes	8	0	46	0
042300 Residues and waste from the food industries; Prepared animal fodder	**335438**	**2788**	**6258**	**51**
042309 Preparations of a kind used in animal feeding	335438	2788	6258	51
050000 Mineral Products	**809180**	**6634**	**19581**	**160**
052500 Salt; sulphur; earths and stone; plastering materials, lime and cement	**809180**	**6634**	**19581**	**160**
052505 Natural sand of all kinds	38070	313	18878	154
052509 Chalk	3017	25	703	6
052510 Natural calcium phosphates,etc	768093	6296		
060000 Products of the Chemical or Allied Industries	**62614**	**517**	**17060706**	**139722**
062800 Inorganic chemicals; organic or inorganic compounds of precious metals, of rare-earth metals, of radioactive elements or of isotopes	**98**	**1**		
062836 Carbonates; peroxocarbonates	98	1		
063000 Pharmaceutical products	**45895**	**379**	**39254**	**321**
063002 Humn & animal blood	45895	379	39254	321
063100 Fertilisers			**16998972**	**139218**
063105 Mineralor chemical fertilizers cont. nitr,phos,potaas			16998972	139218
063200 Tanning or dyeing extracts; Tannins and their derivatives; Dyes, pigments and other colouring matter; Paints and varnishes; Putty and other mastics; Inks	**4573**	**38**	**3284**	**27**
063208 Paints and varnishes;	3596	30	2388	19
063214 Glaziers putty,grafting putty etc.	976	8	896	7
063400 Soap, organic surf-active agents, lubricating etc.	**139**	**1**	**407**	**3**
063405 Polish and cream for footwear, furniture etc.	139	1	407	3
063800 Miscellaneous chemical products	**11910**	**98**	**18789**	**153**
063819 Hydraulic brake fluids			14143	115
063822 Diagnostic or laboratory reagents	11727	97	4646	38
063824 Prepared binders for foundry moulds;	182	2		
090000 Wood and Articles of Wood; Wood Charcoal; Cork and Articles of Cork; Manufactures of Straw, of Esparto or Other Plaiting Materials; Basketware & Wickerwork	**24**	**0**		
094400 Wood and articles of wood; wood charcoal	**24**	**0**		
094415 Packing cases, boxes crates,etc. of wood	24	0		
100000 Pulp of wood or of other fibrous cellulosic material; recovered (waste and scrap) paper or paperboard; paper and paperboard and articles thereof	**35088**	**289**		
104700 Pulp of wood or of other fibrous cellulosic meterial; Recovered (Waste and scrap) paper or paperboard	**35080**	**289**		
104707 Recovered paper/paperboard	35080	289		
104900 Printed books, newspapers, pictures etc.	**7**	**0**		
104911 Other printed mattrer	7	0		
110000 Textiles & Textile Articles	**44297**	**369**		

Import payments by countries /commodities Table-3.2 (Contd.)
(Four digit level HS code)

(First two digit section, second two digit chapter and last two digit indicate four digit level commodities)

(Amount in thousand)

HS Code - Countries/Commodities	2024 - 2025		2025 - 2026	
	Amount (BDT)	Amount (USD)	Amount (BDT)	Amount (USD)
115400 Man-made filaments	**44297**	**369**		
115407 Woven fabrics of synthetic filament yrn	44297	369		
130000 Articles of Stone, Plaster, Cement, Asbestos, Mica or Similar Materials; Ceramic Products; Glass and Glassware	**13**	**0**		
137000 Glass and glassware	**13**	**0**		
137009 Glass mirrors, rear-view mirrors	13	0		
160000 Machinery and mechanical appliances; electrical equipment; parts thereof; soundrecorders and reproducers, television image and soundrecorders and reproducers; and parts and accessories of such articles	**146**	**1**	**318**	**3**
168400 Nuclear reactors, boilers, machinery and mechanical appliances; parts thereof	**146**	**1**	**313**	**3**
168409 Parts spark-ignition pistn engin			10	0
168413 Pumps for liquids			3	0
168421 Centrifuges, filtering machinery rtc.			281	2
168474 Machinery washing, crushing etc.	146	1		
168482 Ball/ roller bearings			8	0
168484 Gaskets & similar joints of metal sheeting etc.			11	0
168500 Electrical machinery and equipment and parts thereof; sound recorders and reproducers, television imageand sound recorders and reproducers and parts and accessories of such articles			**4**	**0**
168511 Electrical ignition equipment, etc.			4	0
170000 Vehicales, Aircraft, Vessels and Associated Transport Equipment			**1925**	**16**
178700 Vehicles other than railway or tramway rollingstock, and parts and accessories thereof			**1925**	**16**
178708 Parts,accessories, motor vehicles			1925	16
Kazakhstan	**1524766**	**12603**	**1476088**	**12060**
020000 Vegetable Products			**20369**	**166**
020700 Edible vegetable and certain roots and tubers			**1872**	**15**
020713 Dried leguminous vegt.,shelled			1872	15
021200 Oil seeds and oleaginous fruits; miscellaneous grains; seeds and fruit; industrial or medicinal plants; straw and fodder			**18497**	**151**
021207 Other oil seed & oleagious fruits			18497	151
050000 Mineral Products	**708793**	**5870**	**884979**	**7232**
052500 Salt; sulphur; earths and stone; plastering materials, lime and cement	**708793**	**5870**	**884979**	**7232**
052503 Sulphur of all kinds			34280	281
052524 Asbestos	708793	5870	850699	6951
060000 Products of the Chemical or Allied Industries	**16697**	**137**	**8731**	**72**
062800 Inorganic chemicals; organic or inorganic compounds	**9112**	**75**	**8731**	**72**
062819 Chromium oxides and hydroxide	9112	75	8731	72
063200 Tanning or dyeing extracts; Tannins and their	**7327**	**60**		
063208 Paints and varnishes;	7249	59		
063214 Glaziers putty,grafting putty etc.	78	1		
063400 Soap, organic surf-active agents, lubricating etc.	**258**	**2**		

Import payments by countries /commodities Table-3.2 (Contd.)
(Four digit level HS code)

(First two digit section, second two digit chapter and last two digit indicate four digit level commodities)

(Amount in thousand)

HS Code - Countries/Commodities	2024 - 2025		2025 - 2026	
	Amount (BDT)	Amount (USD)	Amount (BDT)	Amount (USD)
063401 Soap;organic surfac-active prodts & preparations	258	2		
070000 Plastics & Rubber Articles Thereof	**2560**	**21**	**2452**	**20**
073900 Plastics and articles thereof	**2528**	**21**	**2452**	**20**
073917 Tube, pipe & hoses etc of plastics	260	2	2394	20
073919 Self-adhesive, plates, sheets etc of plastics	88	1		
073921 Other Plates, sheets etc. of plastics	2072	17		
073922 Baths,shower-baths, wash-basin etc.	70	1		
073925 Builders' wares of plastics n.e.s	37	0		
073926 Other plastics & articles			58	0
074000 Rubber and articles thereof	**32**	**0**		
074009 Tubes pipes & hoses etc.	32	0		
110000 Textiles & Textile Articles	**662004**	**5437**	**426063**	**3477**
115200 Cotton	**661701**	**5435**	**426063**	**3477**
115201 Cotton not carded or combed	661701	5435	426063	3477
115600 Wadding, felt and nonwovens; special yarns etc.	**303**	**3**		
115603 Nonwovens, coated,covered/laminated	303	3		
130000 Articles of Stone, Plaster, Cement, Asbestos, Mica or Similar Materials; Ceramic Products; Glass and Glassware	**1536**	**13**	**6**	**0**
136800 Articles of stone, plaster, asbestos, mica etc.	**1536**	**13**	**6**	**0**
136802 Worked monumental buildg stone etc.			6	0
136806 Slag wool, rock wool etc.	1536	13		
150000 Base Metals & Articles of Base Metal	**131454**	**1110**	**131479**	**1076**
157200 Iron and Steel	**13896**	**116**		
157216 Angles,shpes & sections of iron	13832	115		
157222 Other bars & rods, of stainless steel	64	1		
157300 Articles of Iron and Steel	**19265**	**161**	**2202**	**18**
157305 Other tubes, pipes, having circular cross-sections			283	2
157306 Other tubes, pipes & hollow profiles	1310	11		
157307 Tubes/ pipes fittings of iron / steel	419	4	933	8
157308 Structures & parts of structures	16597	138		
157318 Screws,bolts,nuts, etc.	768	6	986	8
157326 Other articles of iron or steel	171	1		
157400 Copper and Articles Thereof			**19**	**0**
157415 Nails, tacks, drawing pins, of copper etc.			19	0
157800 Lead and articles thereof	**98214**	**833**	**129258**	**1058**
157801 Unwrought lead	98214	833	129258	1058
158200 Tools, implements, cutlery, spoons and forks, of base metal; parts thereof of base metal	**59**	**0**		
158205 Hand tools n.i.e	59	0		
158300 Miscellaneous articles of base metal	**19**	**0**		
158308 Clasps, frames, hooks etc.	19	0		

Import payments by countries /commodities Table-3.2 (Contd.)
(Four digit level HS code)

(First two digit section, second two digit chapter and last two digit indicate four digit level commodities)

(Amount in thousand)

HS Code - Countries/Commodities	2024 - 2025		2025 - 2026	
	Amount (BDT)	Amount (USD)	Amount (BDT)	Amount (USD)
160000 Machinery and mechanical appliances; electrical equipment; parts thereof; soundrecorders and reproducers, television image and soundrecorders and reproducers; and parts and accessories of such articles	**448**	**4**	**2009**	**16**
168400 Nuclear reactors, boilers, machinery and mechanical appliances; parts thereof	**448**	**4**	**17**	**0**
168481 Taps, cocks, valves & similar etc.	400	3	13	0
168484 Gaskets & similar joints of metal sheeting etc.	48	0	4	0
168500 Electrical machinery and equipment and parts thereof; sound recorders and reproducers, television imageand sound recorders and reproducers and parts and accessories of such articles			**1992**	**16**
168536 Electrical apparatus for switching or protecting electrical circuits,or for making connections to or in electrical circuits for a voltage notexceeding 1,000 volts; connectors for optical fibres,optical fibres,optical fibre bundles or cables			3	0
168537 Boards, panels, consols, etc.			1990	16
200000 Miscellaneous Manufactured Articles	**1274**	**11**		
209400 Furniture; bedding, mattresses, mattress supports, cushions and similar stuffed furnishings; lamps and light fittings, not elsewhere specified or included; illuminated signs, illuminatednameplates and the like; prefabricated buildings	**1274**	**11**		
209403 Other furniture & parts	1274	11		
Kenya	**183553**	**1525**	**280807**	**2291**
010000 Live Animals and Animal Products	**14**	**0**		
010300 Fish and crustaceans, molluscs and other aquatic invertebrates	**14**	**0**		
010301 Live fish	14	0		
020000 Vegetable Products	**65062**	**543**	**1119**	**9**
020700 Edible vegetable and certain roots and tubers	**8566**	**72**		
020713 Dried leguminous vegt.,shelled	8566	72		
020800 Edible fruit nuts; peel of citrus fruit or melons	**437**	**4**	**481**	**4**
020804 Dates figs pinapples etc., fresh/dried	437	4	481	4
020900 Coffee, tea, mate and spices	**56059**	**467**	**638**	**5**
020901 Cofee, not roastd or roasted	604	5	638	5
020902 Tea	55455	462		
040000 Prepared foodstuffs; Beverages, Spirits and vineger;	**16813**	**141**	**190196**	**1551**
042300 Residues and waste from the food industries; Prepared	**16813**	**141**	**190196**	**1551**
042302 Bran sharps and othere residues	16813	141	190196	1551
060000 Products of the Chemical or Allied Industries			**35023**	**285**
062800 Inorganic chemicals; organic or inorganic compounds			**35023**	**285**
062836 Carbonates; peroxocarbonates			35023	285
080000 Raw Hides and Skins, Leather and Articles Thereof;	**101638**	**841**	**54074**	**442**
084100 Raw hides and skins and leather	**101638**	**841**	**54074**	**442**
084104 Tanned or crust hides & skins of bovine	47726	392	31500	258
084105 Tanned or crust hides & skins of sheep/lambs	53913	449	22574	184

Import payments by countries /commodities Table-3.2 (Contd.)
(Four digit level HS code)

(First two digit section, second two digit chapter and last two digit indicate four digit level commodities)

(Amount in thousand)

HS Code - Countries/Commodities	2024 - 2025		2025 - 2026	
	Amount (BDT)	Amount (USD)	Amount (BDT)	Amount (USD)
110000 Textiles & Textile Articles			**175**	**1**
115800 Special woven fabrics; tufted text. Fabrics; lace; tapestries; trimmings; embroidery			**175**	**1**
115807 Labeles, badges & similar articles text			175	1
160000 Machinery and mechanical appliances; electrical equipment; parts thereof; soundrecorders and reproducers, television image and soundrecorders and reproducers; and parts and accessories of such articles			**221**	**2**
168500 Electrical machinery and equipment and parts thereof; sound recorders and reproducers, television imageand sound recorders and reproducers and parts and accessories of such articles			**221**	**2**
168523 Discs, tapes, smart cards etc.			221	2
170000 Vehicales, Aircraft, Vessels and Associated Transport Equipment	**26**	**0**		
178700 Vehicles other than railway or tramway rollingstock, and parts and accessories thereof	**26**	**0**		
178708 Parts,accessories, motor vehicles	26	0		
Kiribati	**4931**	**41**	**18891**	**155**
070000 Plastics & Rubber Articles Thereof			**18891**	**155**
073900 Plastics and articles thereof			**18891**	**155**
073902 Polymers/ propylen/olefin in primary forms			18891	155
150000 Base Metals & Articles of Base Metal	**4886**	**41**		
157200 Iron and Steel	**4886**	**41**		
157204 Ferrous waste & scrap	4886	41		
160000 Machinery and mechanical appliances; electrical equipment; parts thereof; soundrecorders and reproducers, television image and soundrecorders and reproducers; and parts and accessories of such articles	**45**	**0**		
168500 Electrical machinery and equipment and parts thereof; sound recorders and reproducers, television imageand sound recorders and reproducers and parts and accessories of such articles	**45**	**0**		
168534 Printed circuits	45	0		
Korea, Republic Of	**143675061**	**1187349**	**168501928**	**1377255**
010000 Live Animals and Animal Products	**23495**	**195**	**60096**	**491**
010300 Fish and crustaceans, molluscs and other aquatic invertebrates	**22746**	**189**	**59525**	**486**
010303 Fish frozen excld. fish fillet	22356	186	59407	485
010305 Fish,dried,salted or in brine	390	3		
010307 Molluscs,live chil /fzn /dry etc.			118	1
010400 Dairy produce; bird's eggs; natural honey; Edible products of animal origin, not elsewhere specified or included.	**423**	**3**	**571**	**5**
010401 Milk & cream, not containing sugar	142	1	571	5
010403 Buttermilk, curdled milk & cream, yogurt etc.	281	2		
010500 Products of animal origin, not elsewhere specified orincluded	**326**	**3**		
010505 Skin & other parts of birds	326	3		

Import payments by countries /commodities Table-3.2 (Contd.)
(Four digit level HS code)

(First two digit section, second two digit chapter and last two digit indicate four digit level commodities)

(Amount in thousand)

HS Code - Countries/Commodities	2024 - 2025		2025 - 2026	
	Amount (BDT)	Amount (USD)	Amount (BDT)	Amount (USD)
020000 Vegetable Products	**176032**	**1454**	**128476**	**1051**
020800 Edible fruit nuts; peel of citrus fruit or melons	**9263**	**76**		
020805 Citrus fruits, fresh or dried	6126	50		
020808 Apples,pears & quinces, fresh	3137	26		
020900 Coffee, tea, mate and spices	**10174**	**84**	**3263**	**27**
020902 Tea	26	0	10	0
020904 Pepper dried/crushed/ground	8674	71	1299	11
020906 Cinnamon & cinnamon tree flowers			1954	16
020910 Ginger saffron,turmric & other spices	1474	12		
021000 Cereals	**5595**	**46**		
021001 Wheat and meslin	5577	45		
021006 Rice	19	0		
021100 Products of the milling industry; Malt; Starces; Inulin; Eheat gluten	**66774**	**553**	**73293**	**599**
021101 Wheat or meslin flour	182	2	26	0
021108 Starches ; inulin	66593	551	73267	599
021200 Oil seeds and oleaginous fruits; miscellaneous grains; seeds and fruit; industrial or medicinal plants; straw and fodder	**80414**	**665**	**49764**	**407**
021209 Seed,fruit & spores for sowing	73323	607	49764	407
021211 Plants & parts of plants for perfum/pharmacy	7091	58		
021300 Lac; Gums, Resins and other vegetable saps and extracts	**1529**	**13**	**162**	**1**
021302 Vegetable saps and extracts;	1529	13	162	1
021400 Vegetable plaiting meterails; Vegetable products not elsewhere specified or included	**2282**	**19**	**1995**	**16**
021404 Vegetable products n.e.s	2282	19	1995	16
030000 Animal or vegetable fats and oils and their cleavage products; prepared edible fats; animal or vegetable waxes	**15965**	**133**	**28656**	**234**
031500 Animal or vegetable fats and oils and their cleavage products; prepared edible fats; animal or vegetable waxes	**15965**	**133**	**28656**	**234**
031515 Other fixed vegetable fats & oils, not refined	1275	11	178	1
031518 Animal/veg. fats & oils, boiled, oxidised etc.	14690	122	27763	227
031521 Vegetable waxes & beewaxes etc.,not refined			715	6
040000 Prepared foodstuffs; Beverages, Spirits and vineger; Tobacco and manufactured tobacco substitues	**908072**	**7516**	**1175258**	**9607**
041600 Preparations of meat, of fish or of crustaceans, molluscs or other aquatic invertebrates	**224**	**2**	**248**	**2**
041604 Prepared fish; caviar prepd. from fish eggs	224	2	248	2
041700 Sugars and sugar confectionery	**60266**	**502**	**52669**	**431**
041701 Cane or beet sugar,in solid form	56124	468	46670	382
041703 Molasses from extr/refining sugr	3266	27	5843	48
041704 Sugar confctionry, not containing cocoa	876	7	156	1
041800 Cocoa and cocoa preparations	**7082**	**59**	**42**	**0**
041806 Chocolate/food prep. Contain. Cocoa	7082	59	42	0
041900 Preparations of cereals, flour, starch or milk; pastry cooks' products	**52615**	**434**	**54848**	**448**

Import payments by countries /commodities Table-3.2 (Contd.)
(Four digit level HS code)

(First two digit section, second two digit chapter and last two digit indicate four digit level commodities)

(Amount in thousand)

HS Code - Countries/Commodities	2024 - 2025		2025 - 2026	
	Amount (BDT)	Amount (USD)	Amount (BDT)	Amount (USD)
041901 Malt extract;	13332	110	14194	116
041902 Pasta whether or not cooked	36790	303	38941	318
041904 Prepared foods obtained,cereal products,	111	1	17	0
041905 Bread,pastry,cakes,biscuits etc.	2381	20	1697	14
042000 Preparations of vegetables, fruit, nuts or other parts of plants	**2377**	**20**	**3141**	**26**
042001 Vegetibles,fruit,nut & other edible part of plants	64	1	34	0
042005 Other Veg. prep/presrv., not frozen	918	8	1266	10
042007 Jams,fruit jellies etc.	10	0	99	1
042008 Fruit & nuts etc.,	1384	12	57	0
042009 Frut & vegetable juices			1686	14
042100 Miscellaneous edible preparations	**40689**	**337**	**61054**	**500**
042101 Extracts,essences of coffee,tea etc.	145	1	5731	47
042103 Sauces and preparations thereof	2948	24	7236	59
042104 Soups & broths preparations thereof	204	2	302	2
042106 Food preparations n.e.s	37392	310	47785	391
042200 Beverages, spirits and vinegar	**5826**	**48**	**9461**	**77**
042202 Mineral & areated waters add. Sug	1770	15	1389	11
042203 Beer made from malt	3566	30	128	1
042208 Undenaturd ethyl alcohol vol. 0%	145	1	6607	54
042209 Vinegar& subst from acitic acid	345	3	1336	11
042300 Residues and waste from the food industries; Prepared animal fodder	**735078**	**6083**	**993795**	**8122**
042303 Residues of strach manufacture			6216	51
042309 Preparations of a kind used in animal feeding	735078	6083	987579	8071
042400 Tobacco and manufactured tobacco substitutes	**3917**	**32**		
042402 Cigars cheroot cigarillos of tobacco	3917	32		
050000 Mineral Products	**24924920**	**205101**	**57279711**	**467736**
052500 Salt; sulphur; earths and stone; plastering materials, lime and cement	**2202016**	**18104**	**2066154**	**16926**
052503 Sulphur of all kinds	29034	238	104987	860
052504 Natural graphite			563	5
052507 Kaolin and other kaolinic clays;	1202	10		
052509 Chalk	110	1	8	0
052520 Gypsum;anhydrite plasters	62964	522	36506	298
052521 Limestone flux	2738	22		
052523 Portland cement	2100722	17267	1923318	15757
052525 Mica incl. splitting,mica waste	5246	43	771	6
052600 Ores, slag and ash	**114**	**1**	**613**	**5**
052620 Slag, ash and residues	114	1	613	5
052700 Mineral fuels, mineral oils and products of their distillation bituminous substances; mineral waxes	**16397**	**137**	**14599**	**120**
052707 Oils & other products of coal tar	16397	137	14599	120
052700 Mineral fuels, mineral oilsand products of their distillation bituminous substances; mineral waxes	**22706393**	**186860**	**55198345**	**450685**

Import payments by countries /commodities Table-3.2 (Contd.)
(Four digit level HS code)

(First two digit section, second two digit chapter and last two digit indicate four digit level commodities)

(Amount in thousand)

HS Code - Countries/Commodities	2024 - 2025		2025 - 2026	
	Amount (BDT)	Amount (USD)	Amount (BDT)	Amount (USD)
052701 Coal;briquettes ovoid etc.			177070	1454
052707 Oils & other products of coal tar	19646	163	25345	207
052710 Petroleum oils and oils obtained from bituminous minerals,other than crude; preparations not elsewherespecified or included,containing by weight 70% or more of petroleum oils or of oils obtained from bituminous minerals,these oils being the basic constituents of the preparation;waste oils	317237	2628	368938	3016
052710 Petroleum oils, refined	21793715	179347	50304798	410582
052711 PETROLEUM GASES AND OTHER GASEOUS HYDROCARBONS	543542	4455		
052711 Petroleum gases & other gaseous hydrocarbons	22916	190	4321862	35424
052712 Petroleum jely;paraffin wax,etc	9337	76	332	3
060000 Products of the Chemical or Allied Industries	**15305993**	**126790**	**16566745**	**135431**
062800 Inorganic chemicals; organic or inorganic compounds of precious metals, of rare-earth metals, of radioactive elements or of isotopes	**568324**	**4707**	**480415**	**3925**
062801 Fluorine, chlorine bromine & iodine.	6518	53	6943	57
062803 Carbon	10982	91	27852	228
062804 Hydrogen, rare gases etc.	55	0	29	0
062807 Sulphuric acid, oleum			21	0
062808 Nitric acid;sulphonitric acids	83673	691	42443	347
062810 Oxides of boron; boric acids			18	0
062811 Other inorganic acids, other inorganic oxygen	14668	121	16249	133
062815 Sodium or potasium hydroxide	24235	198	8097	66
062816 Hydroxide & peroxide magnesium	18216	152	8262	68
062817 Zinc oxide; zinc peroxide	26320	216	7301	60
062818 Artificial corundum, aluminium oxide/hydroxide	15483	129	51229	418
062821 Iron oxide & hydroxide			0	0
062823 Titanium oxides	109114	901	89567	731
062825 Hydrazine/hydroxylamine & salt etc.	73316	608		
062827 Chloride/bromide/iodides	164	1	676	6
062828 Hypochlorites chlorites	4218	35	96	1
062829 Chlorat & perchlorat, bromates, iodates etc.	121	1		
062831 Dithionites and sulphoxylates	45850	379	109163	892
062832 Sulphites; thiosulphates			220	2
062833 Sulphate alums, peroxosulphate	8938	74	9860	81
062834 Nitrites; nitrates	28012	236		
062835 Phosphinates, phosphonates	2490	21	1604	13
062836 Carbonates; peroxocarbonates	61820	517	58251	476
062837 Cyanides,cyanide oxides	17396	145	25245	206
062839 Silicates, commercial alkali metal silicates	1038	9	823	7
062841 Salt of oxometalic or peroxometalic acids	427	4	2117	17
062842 Other salt of inorganic acids/peroxoacids	15094	125	10711	88
062843 Colloidal precious metals, silver/gold compounds	13	0		

Import payments by countries /commodities Table-3.2 (Contd.)
(Four digit level HS code)

(First two digit section, second two digit chapter and last two digit indicate four digit level commodities)

(Amount in thousand)

HS Code - Countries/Commodities	2024 - 2025		2025 - 2026	
	Amount (BDT)	Amount (USD)	Amount (BDT)	Amount (USD)
062845 Heavy water& other(Isotopes other than 28.44)	67	1		
062850 Hydrides,nitrides, azides, silicides,borides etc.	34	0		
062853 Phosphides, whether or not chemically defined, excluding ferrophosphorus;	64	1	3639	30
062900 Organic chemicals	**4190512**	**34751**	**3807808**	**31125**
062901 Acyclic hydrocarbons	3122	26	16641	136
062902 Cyclic hydrocarbons	188197	1551	233919	1910
062903 Halogenated derivative of hydrocarbons	30648	254	38158	312
062904 Sulphonated nitrated or nitrosated	2562	22	1227	10
062905 Acyclic alcohol/halogn sulpho,etc	1140381	9495	864612	7069
062906 Cyclic alcohol	8	0		
062907 Phenols;phenol-alcohols	16127	133	13328	109
062908 Halogenated, sulphonated etc.			247	2
062909 Ether,ether alcohols, etc.	15845	132	3182	26
062910 Epoxide, epoxyalcohols, etc.			2996	25
062912 Aldehydes	31	0		
062914 Ketone & quinon etc.	32750	272	12374	101
062915 Saturated acyclice,monocarboxilic acid etc.	377409	3129	484159	3957
062916 Unsaturated acyclic monocarboxylic acid etc.	95124	785	101629	829
062917 Polycarboxylic acids	449826	3719	368134	3009
062918 Carboxylic acids	17099	140	11596	95
062921 Amine function compounds	256	2	28	0
062922 Oxygen-function amino-compound	350750	2913	194819	1592
062923 Qaternary ammonium salts etc.	68429	565	130563	1068
062924 Carboxyamide amide- func. Comp.	35107	290	7048	58
062925 Carboxyimide imine-func. Comp.	5447	45	5679	46
062926 Nitrile-function compounds	28271	232	35258	289
062927 Diazo, azo or azoxy-compounds	52186	433	157661	1290
062928 Organic derivative of hydrazine	203	2	40	0
062929 Compound w/ other nitrogen func.	668086	5536	582312	4759
062930 Organo-sulphur compounds	9160	75	16299	133
062931 Other, organo-inorganic comp.	1503	13		
062932 Heterocyclic compound w/oxygen	1772	15	8485	69
062933 Heterocyclic comp w/nitrogen	27589	230	19861	162
062934 Nucleic acids & their salts;	61137	510	201786	1650
062936 Provitamins & vitamins etc.	56820	472	37718	308
062937 Hormones, prostaglandins etc.	20124	165	17232	141
062939 Vegetable alkaloids, & their salts;	12	0		
062940 Sugars , oter than sucrose etc.	1720	14	246	2
062941 Antibiotics	429011	3552	240021	1962
062942 Other organic compounds	3799	32	549	4
063000 Pharmaceutical products	**937729**	**7774**	**1370499**	**11206**
063001 Glands and other organs			269	2
063002 Humn & animal blood	263779	2187	391220	3200
063003 Medicament consist. two or more mixed,for therapeutic use	3082	26	2774	23
063004 Medicament consist. mixed/unmixed,for therapeutic use	655485	5434	947908	7748

Import payments by countries /commodities Table-3.2 (Contd.)
(Four digit level HS code)

(First two digit section, second two digit chapter and last two digit indicate four digit level commodities)

(Amount in thousand)

HS Code - Countries/Commodities	2024 - 2025		2025 - 2026	
	Amount (BDT)	Amount (USD)	Amount (BDT)	Amount (USD)
063005 Wadding ,gauze,bandages etc.	2917	24	4512	37
063006 Pharmaceutical goods	12465	103	23817	195
063100 Fertilisers	**50637**	**418**	**43334**	**354**
063102 Mineral or chemical fertilisers, nitrogenous	42638	353	42633	348
063104 Mineralor chemical fertilzers, potassic	221	2		
063105 Mineralor chemical fertilizers cont. nitr,phos,potaas	7778	64	701	6
063200 Tanning or dyeing extracts; Tannins and their derivatives; Dyes, pigments and other colouring matter; Paints and varnishes; Putty and other mastics; Inks	**6074312**	**50267**	**6012597**	**49159**
063202 Synthetic organic/ inorganic tanning subs.	10208	84	12849	105
063204 Synthetic organic colouring matter	4683205	38744	4756079	38886
063205 Colour lakes			272	2
063206 Other Colouring matter;	185146	1542	146464	1198
063207 Prepared pigments, opacifiers etc.	28	0	2031	17
063208 Paints and varnishes;	138331	1146	124525	1018
063209 Other paints and varnishes ;	4848	40	1068	9
063210 Other paint and varnishes use for finishing leather	510	4	4662	38
063212 Pigments dispersed in non-aqueous	70202	582	71499	584
063213 Artist student or signbord painters'			12	0
063214 Glaziers putty,grafting putty etc.	16268	135	6055	49
063215 Printing ink, writing draw/other ink	965564	7990	887079	7252
063300 Essential oils & resinoids; Perfum, cosmetic or toilet preperations	**125808**	**1038**	**74155**	**606**
063301 Essential oils			131	1
063302 Mix of odoriferous substancees			209	2
063304 Beauty/make-up/skin preparatin	60249	497	12939	106
063305 Preparations for use on the hair	57279	472	55379	452
063307 Pre-shave,shaving/after-shave	8280	68	5498	45
063400 Soap, organic surf-active agents, lubricating etc.	**385200**	**3186**	**391232**	**3199**
063401 Soap;organic surfac-active prodts & preparations	14692	122	4824	40
063402 Organic surfac-active agents	158274	1312	200022	1635
063403 Lubricat preparations etc.	176961	1461	120889	989
063404 Artificial wax & prepared wax	25029	207	49826	407
063405 Polish and cream for footwear, furniture etc.	4619	38	9484	78
063407 Modelling pastes of plaster	5626	46	6188	51
063500 Albuminoidal substances; modified starches, glues, enzymes	**193853**	**1607**	**159865**	**1306**
063503 Gelatin & derivatives , isinglass, glues	18189	152	3419	28
063504 Peptones & derivatives, etc.			68	1
063505 Dextrins & other modified starches	2826	23	3909	32
063506 Prepared glues & other prep. adhesives	63723	528	63178	516
063507 Enzymes; prepared enzymes n.e.s	109114	904	89291	729
063600 Explosives; Pyrotechnic products; Matches; Pyrophoric alloys; certain combustible preperations	**263**	**2**		

Import payments by countries /commodities Table-3.2 (Contd.)
(Four digit level HS code)

(First two digit section, second two digit chapter and last two digit indicate four digit level commodities)

(Amount in thousand)

HS Code - Countries/Commodities	2024 - 2025		2025 - 2026	
	Amount (BDT)	Amount (USD)	Amount (BDT)	Amount (USD)
063604 Fireworks, signalling flares rain rockets	166	1		
063606 Fero-cerium, pyrophoric alloys;	97	1		
063700 Photographic or cinematographic goods	**1837**	**15**	**764**	**6**
063701 Photographic plates & film flat etc.	1457	12		
063707 Chemical prep. for photographic use	380	3	764	6
063800 Miscellaneous chemical products	**2777519**	**23024**	**4226074**	**34545**
063801 Artificial graphite, colloidal etc.	2089	17	1266	10
063802 Activated carbon, animal black etc.			21	0
063806 Rosin & resin acid;and derivatives etc.			3191	26
063808 Insecticides, rodenticides etc.	1961643	16273	3048598	24917
063809 Finishing agents,dye carriers etc.	223586	1847	554817	4537
063810 Pickling preparations for metal surfaces etc.	6871	57	6154	50
063811 Anti-knock prep, oxidation inhibitors etc.	736	6	10928	89
063812 Prepared rubber accelerators;	23255	191	32106	262
063812 Prepared rubber accelerators;compounds plasticisersfor rubber or plastics,notelsewhere specified or included;antioxidising preparations and other compound stabilisers for rubber or plastics	160855	1334	88864	726
063814 Organic composites solvents & thinners	60819	504	53443	437
063815 Reaction initiator & accelerators	3402	28	3383	28
063816 Refractory cements, mortars etc.	23916	198	6510	53
063819 Hydraulic brake fluids	23723	195	35738	292
063820 Anti-freezing preparations			1100	9
063821 Prepared culture media	215	2	96	1
063822 Diagnostic or laboratory reagents	126211	1043	207690	1698
063823 Industrial monocarboxylic fatty acids;	1815	15	4216	35
063824 Prepared binders for foundry moulds;	158381	1314	167954	1374
060000 Products of the chemical or allied industries	**59**	**1**	**6317**	**51**
063400 Soap, organic surf-active agents, lubricating etc.	**59**	**1**	**6317**	**51**
063402 Organic surfac-active agents	59	1	6317	51
070000 Plastics & Rubber Articles Thereof	**17564376**	**145636**	**15264668**	**124793**
073900 Plastics and articles thereof	**16579114**	**137472**	**14287850**	**116805**
073901 Polymers of ethylene, in primary forms	4487438	37207	4715521	38560
073902 Polymers/ propylen/olefin in primary forms	3286763	27289	2950028	24119
073903 Polymers of styrenein in primary forms	3278221	27116	2146511	17548
073904 Polymers of vinyl chloride etc. in primary	281770	2330	235909	1924
073905 Polymers of vinyl acetate/ester in primary	32211	266	36666	300
073906 Acrylic polymers in primry forms	99696	826	130344	1065
073907 Polyacetals in primary forms	868446	7181	769301	6287
073907 Polyacetals,other polyethers and epoxide resins,in primary forms;polycarbonates,alkyd resins,polyallylesters and other polyesters,in primary forms	5969	49		
073908 Polyamides in primary forms	59108	489	13490	110
073909 Amino-resins, in primary forms	279480	2313	361735	2959
073909 Amino-resins, phenolic resins and polyurethanes, in primary forms	581511	4803	674483	5504

Import payments by countries /commodities Table-3.2 (Contd.)
(Four digit level HS code)

(First two digit section, second two digit chapter and last two digit indicate four digit level commodities)

(Amount in thousand)

HS Code - Countries/Commodities	2024 - 2025		2025 - 2026	
	Amount (BDT)	Amount (USD)	Amount (BDT)	Amount (USD)
073910 Silicons in primary forms	258896	2147	190779	1561
073911 Petroleum resins, in primary forms	9409	77	17797	145
073912 Cellulose & chemical dertives in primary	42905	356	12847	105
073913 Natural polymers, in primary forms	69	1	255	2
073914 Ion-exchangers based polymr primay	34543	286	13792	113
073915 Waste,parings & scrap or plastic	5775	49	5852	48
073916 Monofilament , of plastics			44	0
073917 Tube, pipe & hoses etc of plastics	972381	8150	11669	95
073918 Floor coverings of plastics	1861	15		
073919 Self-adhesive, plates, sheets etc of plastics	328116	2734	199350	1631
073920 Other plates,sheets,etc of plastic, non-cellular	505309	4182	453977	3709
073921 Other Plates, sheets etc. of plastics	804231	6662	920908	7530
073923 Artilces for the conveyance	209684	1738	160354	1310
073924 Tableware, kitchenware, of plastics	1183	10	664	5
073925 Builders' wares of plastics n.e.s	8964	75	12537	102
073926 Other plastics & articles	129417	1073	253032	2071
073926 other articles of plastics and articles of other materials of heading Nos. 39.01 to 39.14	5758	49	6	0
074000 Rubber and articles thereof	**985262**	**8164**	**976819**	**7988**
074001 Natural rubber, balata etc.	1632	14	1563	13
074002 Synthetic rub/factice deriv from oil	863831	7156	826532	6759
074005 Compound rubber, in primry form	5862	49	6185	51
074006 Other forms & article of rubber	255	2	3471	28
074007 Vulcanised rubber thread & cord	1219	10	10614	87
074008 Plates, sheets etc. of vulcan rubber	7711	64	13589	111
074009 Tubes pipes & hoses etc.	5155	43	5383	44
074010 Conveyor/transmisions belts of rub	32444	268	23942	196
074011 New pneumatic tyres, of rubber	20186	169	16723	137
074011 New pneumatic tyres,of rubber	292	2	122	1
074012 Retreaded/use pneumatic tyres	9032	75	3893	32
074015 Articles of apparel & clothing accessories etc.	21382	177	34209	280
074016 Other articles of vulcanised rubber	16262	135	26948	221
074017 Hard rubber in all forms			3644	30
080000 Raw Hides and Skins, Leather and Articles Thereof; Saddlery and Harness; Travel Goods, Handbags nad Similar Containers; Articles of Animal Gut	**366402**	**3046**	**429048**	**3510**
084100 Raw hides and skins and leather	**352819**	**2934**	**390078**	**3191**
084104 Tanned or crust hides & skins of bovine	523	4	1313	11
084107 Leather further prepared aft tann,of bovine	306132	2547	310840	2543
084112 Leather fur prepared aft tann, of sheep/lamb	311	3		
084114 Chamois leather;patent leather	655	5	33	0
084115 Composition leather with basis of leather fibre	45198	374	77892	637
084200 Articles of leather; saddlery and harness, travel goods, handbags and similar containers; articles of animal gut	**13039**	**107**	**38302**	**313**

Import payments by countries /commodities Table-3.2 (Contd.)
(Four digit level HS code)

(First two digit section, second two digit chapter and last two digit indicate four digit level commodities)

(Amount in thousand)

HS Code - Countries/Commodities	2024 - 2025		2025 - 2026	
	Amount (BDT)	Amount (USD)	Amount (BDT)	Amount (USD)
084202 Trunks, suit-case, vanity-case etc.	6	0		
084203 Articles/ composition of leather	12029	99	38302	313
084205 Other articles/ composition of leather	1004	8		
084300 Furskins and artificial fur, manufactures thereof	**544**	**5**	**668**	**5**
084304 Artificial fur & articles thereof	544	5	668	5
090000 Wood and Articles of Wood; Wood Charcoal; Cork and Articles of Cork; Manufactures of Straw, of Esparto or Other Plaiting Materials; Basketware & Wickerwork	**567**	**5**	**627**	**5**
094400 Wood and articles of wood; wood charcoal	**550**	**5**	**113**	**1**
094412 Plywod veneered panels	483	4	99	1
094413 Densified wood ,in blocks plates etc.			14	0
094419 Tableware & kitchenware of wood	68	1		
094500 Cork and articles of cork	**10**	**0**	**514**	**4**
094501 Natural cork ,raw or simply prepared	10	0	462	4
094502 Natural cork debacked/roughly squared			52	0
094600 Manufactures of straw, of esparto or of other plaiting materials; Basketware and wickerwork	**7**	**0**		
094602 Basketwork, wickerwork &other	7	0		
100000 Pulp of wood or of other fibrous cellulosic material; recovered (waste and scrap) paper or paperboard; paper and paperboard and articles thereof	**3816066**	**31579**	**3624392**	**29639**
104700 Pulp of wood or of other fibrous cellulosic meterial; Recovered (Waste and scrap) paper or paperboard			**7458**	**61**
104707 Recovered paper/paperboard			7458	61
104800 Paper and paperboard; articles of paper pulp, of paper or of paperboard	**3703204**	**30646**	**3548062**	**29014**
104801 Newsprint, in rolls or sheets	161902	1342	293961	2402
104802 Uncoated paper and paper board	258867	2137	269038	2201
104803 Toilet or facial tissue stock, towel/napkin etc.	37	0	9	0
104804 Uncoated craft paper & paperboard	73629	612	91919	751
104805 Other uncoated paper/paprboard	29377	245	39077	320
104808 Paper & paprboard, corrugated, creped,etc.	20308	170	22033	180
104809 Carbon paper, not printed, in rolls/sheets	7937	66	20965	171
104810 Paper and paperboard,coated	2859712	23658	2548495	20842
104811 Paper, paperboard, cellulose wadding etc.	94483	784	82550	675
104814 Walpaper & similar wall coverings;	11	0		
104816 Carbon paper, not put up in boxes	9432	79	10377	85
104818 Toilet paper & similar paper etc.	89	1	82	1
104819 Cartons, boxes, cases, bags of paper	13917	115	10704	87
104820 Registers, a/c books,note books, etc	519	4	1373	11
104821 Paper/board labels of all kind	96510	799	69697	570
104821 Paper/board labels of all kind Whether or nor printed	1303	11	3371	28
104822 Bobbins, spools, cops etc. of paper/ pulp			24207	197
104823 Other paper/board cellulose wadding etc.	75172	624	60204	493

Import payments by countries /commodities Table-3.2 (Contd.)
(Four digit level HS code)

(First two digit section, second two digit chapter and last two digit indicate four digit level commodities)

(Amount in thousand)

HS Code - Countries/Commodities	2024 - 2025		2025 - 2026	
	Amount (BDT)	Amount (USD)	Amount (BDT)	Amount (USD)
104900 Printed books, newspapers, pictures etc.	**112862**	**933**	**68872**	**563**
104901 Printed book,brochures,leaflets etc.	1627	14	656	5
104908 Transfers (decalcomanias)	102349	847	67055	548
104910 Calendars of any kind, printed			0	0
104911 Other printed mattrer	8885	73	1162	10
110000 Textiles & Textile Articles	**15131119**	**125126**	**15009517**	**122732**
115000 Silk	**6**	**0**	**28**	**0**
115007 Woven fabrics silk or silk waste	6	0	28	0
115100 Wool, fine or coarse animal hair; woven fabric	**7021**	**58**	**12593**	**103**
115107 Yarn of combed wool not retail sale	6383	53	12011	98
115111 Woven fabrics of carded wool/fine animal hair	638	5	565	5
115112 Woven fabrics combed wool/fine animal hair			18	0
115200 Cotton	**1038152**	**8627**	**1172695**	**9595**
115201 Cotton not carded or combed	872	7		
115203 Cotton carded or combed	18263	149	61110	500
115204 Cotton sewing thread	40	0		
115205 Cotton yarn , cont 85%+ weg cotton	44569	371	28744	236
115206 Cotton yarn, less than 85% weg cotton	16830	142	1637	13
115208 Woven fabrics of cotton ,>= weg 85%+ , 200g/m.sq.	484784	4034	185392	1517
115209 Woven fabrics of cotton ,>= weg 85%+ , > 200g/m.sq.	200566	1664	306536	2509
115210 Woven fabrics of cotton ,> weg 85%+ , 200g/m.sq.	111230	924	121774	997
115211 Woven fabrics of cotton ,> weg 85%+ , > 200g/m.sq.	160921	1335	467156	3820
115212 Other woven fabrics of cotton	77	1	346	3
115300 Other vegetable textile fibres; paper yarn etc.	**1745**	**14**	**701**	**6**
115301 Flax raw/processed but not spun	976	8		
115308 Yarn ot veg text fbr, paper yrn	199	2		
115309 Woven fabrics of flax	192	2	608	5
115310 Woven fabrics of jute	378	3	93	1
115400 Man-made filaments	**3635246**	**30055**	**3212721**	**26273**
115401 Sewing thread of man-made filaments	70787	587	136642	1115
115402 Synthetic filament yarn	398380	3301	341282	2795
115403 Artificial filment yarn	1615	13	9591	78
115404 Synthetic monofilament	139	1	5713	47
115406 Man-made filament yarn	21	0	4859	40
115407 Woven fabrics of synthetic filament yrn	3162741	26139	2714191	22195
115408 Woven fabrics of art fila yrn	1563	13	443	4
115500 Man-made staple fibres	**1897665**	**15702**	**1761844**	**14407**
115501 Synthetic filament tow	852101	7060	594884	4870
115503 Synthetic stable fibres, not carded, combed	511058	4220	678506	5542
115504 Artificial staple fibres, not carded, combed			806	7
115505 Waste of man-made fibres	7404	61	2545	21
115506 Synthetic staple fibres, carded, combed	21560	177		

Import payments by countries /commodities Table-3.2 (Contd.)
(Four digit level HS code)

(First two digit section, second two digit chapter and last two digit indicate four digit level commodities)

(Amount in thousand)

HS Code - Countries/Commodities	2024 - 2025		2025 - 2026	
	Amount (BDT)	Amount (USD)	Amount (BDT)	Amount (USD)
115508 Sewing thread man-made staple fibres	65101	539	81378	665
115509 Yarn synthetic staple fibres	21632	181	66158	540
115510 Yarn of artificial staple fibres	148	1		
115511 Yarn man made staple fibres	51	0	93	1
115512 Woven fabrics of synth stap fibres, cont > 85%	119190	994	33117	270
115513 Woven fabrics of synth stap fibres, weg 170 g/m.sq.	9787	80	39093	319
115514 Woven fabrics of synth stap fibres, weg > 170 g/m.sq.	49718	416	68006	555
115515 Other woven fab Synthetic stap fibres	182002	1496	171338	1405
115516 Woven fabrics artificial staple fibres	57915	475	25920	212
115600 Wadding, felt and nonwovens; special yarns etc.	**761126**	**6273**	**379444**	**3102**
115601 Wadding text mterials fibre & articles	292238	2403	99655	816
115602 Felt, coated,covered/laminated	4427	37	6693	55
115603 Nonwovens, coated,covered/laminated	157898	1309	178263	1456
115604 Rubber thread cord, textile covered,etc	33252	275	29053	238
115605 Metalised yarn	319	3	1991	16
115606 Gimped yarn	21667	179	21703	177
115607 Twine, cordage, cbles etc.	251140	2066	41382	338
115608 Knotted netting of twine, cordage etc	30	0	244	2
115609 Artificial yarn, strip, twine etc. n.e.s.	154	1	459	4
115800 Special woven fabrics; tufted text. Fabrics; lace; tapestries; trimmings; embroidery	**1145845**	**9450**	**819611**	**6701**
115801 Woven pile & chenille fabrics	284251	2329	57727	473
115802 Tery towelling & similar terry fabrics			8815	72
115804 Tulles & other net fabrics	91665	757	124540	1019
115806 Narrow woven fabrics	460170	3801	410486	3355
115807 Labeles, badges & similar articles text	304307	2518	203137	1660
115808 Braids in the pieces etc.	234	2	153	1
115809 Woven fabrics metal thread	1802	15	1308	11
115810 Embroidery in the piece, in strips	2446	20	13004	106
115811 Quilted text. Prodt. in piece, composed	969	8	441	4
115900 Impregnated, coated, covered textile fabrics etc.	**4303562**	**35598**	**5063089**	**41396**
115901 Textile fabrics coated with gum	367424	3052	569980	4662
115902 Tyre cord fabrics	12181	100	7571	62
115903 Tex fabrics impregnated,coated etc	3751499	31020	4313265	35263
115906 Rubberised text fabrics	25752	213	23272	190
115907 Text fabrics otherwise impregnated, coated etc	74844	617	69257	566
115908 Text wicks, woven, for lamps, stoves etc	55	0		
115909 Text hosepiping & similr tex tubing			22	0
115910 Transmission/conveyor belts, of text mtrl	6290	52	2914	24
115911 Text products & artcles	65518	543	76808	629
116000 Knitted or crocheted fabrics	**2308368**	**19080**	**2554486**	**20886**
116001 Pile fabrics	479109	3945	568003	4643

Import payments by countries /commodities Table-3.2 (Contd.)
(Four digit level HS code)

(First two digit section, second two digit chapter and last two digit indicate four digit level commodities)

(Amount in thousand)

HS Code - Countries/Commodities	2024 - 2025		2025 - 2026	
	Amount (BDT)	Amount (USD)	Amount (BDT)	Amount (USD)
116002 Knitted or crochetd fabrics, wegt 5%+ of rub. thread	10011	83		
116003 Knitted or crochetd fabrics, not exd.30 cm	984	8		
116004 Knitted or crochetd fabrics, exd.30 cm	149905	1237	119809	980
116005 Wrap knit fabrics	907821	7511	962891	7876
116006 Other knitted or crochet fabrics	760537	6295	903783	7387
116100 Articles of apparel & cloth accessories, knitted/crocheted	**563**	**5**	**3418**	**28**
116109 T-shirt singlets & other vests	44	0	33	0
116115 Panty, hose, tights, socks etc.	6	0	4	0
116116 Gloves, mittens & mitts	166	1		
116117 Other made up clothing accessories	347	3	3381	28
116200 Articles of apparel & cloth accessories, not knitted/crocheted	**16412**	**136**	**7101**	**58**
116203 Men/boys suits, jakets etc			4	0
116204 Women/girls suits, jacket etc	4201	34		
116211 Track suits,ski-suits, swimwear etc	492	4	222	2
116212 Brassieres, girdels, corsets etc	25	0	87	1
116214 Shawis, scarves, muflers etc	41	0		
116215 Ties, bow ties and cravats			7	0
116216 Gloves, mittens & mitts	3486	29	2481	20
116217 Other made up cloth acesor & parts of garmt	8168	68	4299	35
116300 Other made up textile articles; sets; worn clothing and worn textile articles; rags	**15409**	**128**	**21785**	**178**
116302 Bed, table, toilet & kitchen linen	35	0	26	0
116303 Curtans & interior blinds etc	3502	29	3244	27
116307 Other made up articles incl dress patterns	3764	31	2214	18
116309 Worm clothing & other worm artcles	8108	67	16301	133
120000 Footwear,Hradgear, Umbrellas, Sun Umbrellas, Walking Sticks, Seat-Sticks, Whips, Riding-Crops and Parts Thereof Etc	**332048**	**2755**	**653180**	**5342**
126400 Footwear, gaiters and the like; parts of such articles	**57923**	**482**	**96014**	**784**
126402 Other footwear, outer soles & uppers rubber	379	3		
126404 Footwear outer soles rubr/lathr etc			0	0
126405 Other footwear	4	0		
126406 Parts of footwear	57540	479	96014	784
126500 Headgear and parts thereof	**33732**	**281**	**43784**	**358**
126505 Hat and other headgear knitted/croched	1651	14	8403	68
126506 Other headgear, not lined	3974	33		
126507 Head-bands, linings, covers etc	28107	234	35382	290
126700 Prepared feathers and down and articles made of feathers; artificila flowers; articles of human hair	**240393**	**1992**	**513381**	**4200**
126702 Artificial flowers folige etc.	38	0		
126703 Humn hair, dressed, thinned etc.	240174	1990	513381	4200
126704 Wigs, false beards, eyebrows etc.	180	2		
130000 Articles of Stone, Plaster, Cement, Asbestos, Mica or Similar Materials; Ceramic Products; Glass and Glassware	**209555**	**1729**	**193525**	**1583**

Import payments by countries /commodities Table-3.2 (Contd.)
(Four digit level HS code)

(First two digit section, second two digit chapter and last two digit indicate four digit level commodities)

(Amount in thousand)

HS Code - Countries/Commodities	2024 - 2025		2025 - 2026	
	Amount (BDT)	Amount (USD)	Amount (BDT)	Amount (USD)
136800 Articles of stone, plaster, asbestos, mica etc.	**171003**	**1410**	**166175**	**1359**
136801 Setts, curbstones & flagstones, naturl	709	6		
136802 Worked monumental buildg stone etc.			647	5
136804 Millstone, grindstone, grinding wheel etc.	8677	71	7530	62
136805 Natural/art abrasive powder/grain	5445	45	6258	51
136806 Slag wool, rock wool etc.	18345	153	24399	200
136807 Articles asphalt/smilr materials	197	2	5	0
136810 Articles cement, concrete etc.			1238	10
136812 Fabricated asbestos fibres	247	2	9	0
136813 Friction material & articles	49	0	1900	16
136815 Articles of stone/other mineral lsubs	137334	1131	124189	1015
136900 Ceramic products	**1337**	**11**	**3006**	**25**
136903 Other refractory ceramic goods	1337	11		
136909 Ceramic wares for lab, chemical uses etc.			2481	20
136910 Ceramic sinks, wash basins etc.			525	4
137000 Glass and glassware	**37215**	**309**	**24345**	**199**
137002 Glass in balls,rods, unworked	39	0		
137006 Glass bent, edge-worked, etc.			2	0
137007 Safety glass, laminated glass, etc.			91	1
137009 Glass mirrors, rear-view mirrors	7049	59	1827	15
137010 Carboys, bottles, flasks, jar etc.	61	0	18	0
137013 Glassware of table, kitchn, toilt etc.	69	1		
137017 Lab,hygnic/pharmaceautical glassware	51	0		
137018 Glass beads imitation pearls etc.	3392	28	2211	18
137019 Glass fibres & articles;	26555	220	20196	165
140000 Natural or Cultured Pearls, Precious or Semiprecious Stones, Precious Metals, Metals Clad with Precious Metal and Articles Thereof; Imitation Jewellery; Coin			**886**	**7**
147100 Natural or Cultured Pearls, Precious or Semiprecious Stones, Precious Metals, Metals Clad with Precious Metal and Articles Thereof; Imitation Jewellery; Coin			**886**	**7**
147117 Imitation jewellery			886	7
150000 Base Metals & Articles of Base Metal	**20413078**	**168996**	**24980971**	**204250**
157200 Iron and Steel	**14873862**	**123160**	**16175408**	**132270**
157201 Pig iron , in primary form	2602	22		
157204 Ferrous waste & scrap	255759	2100	1020314	8337
157208 Flat-rolled prodt, >= width 600 mm, hot-rolled	6097440	50475	7305618	59757
157209 Flat-rolled prodt, >= width 600 mm, cold-rolled	935409	7707	522968	4288
157210 Flat-rolled prodt, >= width 600 mm, clad,plated	6454158	53499	6231513	50934
157211 Flat-rolled prodt, width 600 mm,not clad,plated	18544	155	13857	114
157212 Flat-rolled prodt, width 600 mm, clad,plated	684726	5672	148475	1215
157213 Bars & rods, hot-rolled, of iron	7509	63	3342	27
157214 Other bars & rods, hot-rolled, of iron	0	0		

Import payments by countries /commodities Table-3.2 (Contd.)
(Four digit level HS code)

(First two digit section, second two digit chapter and last two digit indicate four digit level commodities)

(Amount in thousand)

HS Code - Countries/Commodities	2024 - 2025		2025 - 2026	
	Amount (BDT)	Amount (USD)	Amount (BDT)	Amount (USD)
157215 Other bars & rods, cold formed, of iron			3	0
157216 Angles,shpes & sections of iron	402	3	497	4
157219 Flat-rolled prodt of stainless steel >= width 600mm	38250	317	47825	391
157222 Other bars & rods, of stainless steel	205	2	2168	18
157223 Wire of stainless steel	3	0		
157225 Flat-rolled prodt, of other alloy steel >= width 600mm	378784	3144	878259	7180
157227 Bars & rods, of other alloy steel	69	1		
157228 Other bars & rods, of other alloy steel			570	5
157300 Articles of Iron and Steel	**164167**	**1360**	**349226**	**2854**
157304 Tubes, pipes etc. other than cast iron	36471	300	18506	152
157305 Other tubes, pipes, having circular cross-sections	8	0	908	7
157306 Other tubes, pipes & hollow profiles	442	4	14481	119
157307 Tubes/ pipes fittings of iron / steel	39277	327	129302	1054
157308 Structures & parts of structures	1293	11	1602	13
157309 Reservoirs, tanks, vats etc.	14784	123	8075	66
157310 Tanks, casks, drums etc.	2240	19	564	5
157311 Containers for compressed	147	1	72023	589
157312 Stranded wire, ropes, cables etc.	6255	53	1273	10
157315 Chain and parts, of iron/steel	2205	18	7447	61
157316 Anchors, grapnels,parts	1	0		
157318 Screws,bolts,nuts, etc.	19710	163	44856	367
157319 Sewing/knitting needles, etc.	3156	26	2242	18
157320 Springs &leaves for springs	2722	22	1269	10
157321 Stoves, ranges,cookers etc.			4	0
157322 Radiators for central heating			7780	64
157323 Table,kitchen articlese,of iron	165	1	46	0
157324 Sanitary ware & parts, of iron/ steel	2880	24	487	4
157325 Other cast articles,of iron or stl	9	0		
157326 Other articles of iron or steel	32400	267	38360	314
157400 Copper and Articles Thereof	**312350**	**2562**	**3765367**	**30754**
157403 Reifned ,coper alloys.	59128	485	136	1
157404 Copper waste and scrap			23	0
157407 Copper bars,rods refined profiles	2342	20	20	0
157408 Copper wire	233329	1914	3748637	30617
157411 Copper tubes and pipes	14121	116	15007	123
157412 Copper tube or pipe fittings	1193	10	946	8
157415 Nails, tacks, drawing pins, of copper etc.	2238	18	49	0
157419 Other articles of copper			548	4
157500 Nickel and Articles Thereof	**29**	**0**	**153**	**1**
157502 Unwrought nickel			153	1
157505 Nickel bars, rods, profile & wire	29	0		
157600 Aluminium and Articles Thereof	**2539452**	**21028**	**2468631**	**20191**
157601 Unwrought aluminium	904385	7507	1101023	9008
157602 Aluminium waste and scrap	76728	633	59132	483

Import payments by countries /commodities Table-3.2 (Contd.)
(Four digit level HS code)

(First two digit section, second two digit chapter and last two digit indicate four digit level commodities)

(Amount in thousand)

HS Code - Countries/Commodities	2024 - 2025		2025 - 2026	
	Amount (BDT)	Amount (USD)	Amount (BDT)	Amount (USD)
157604 Aluminium bars, rods & profiles			41	0
157605 Aluminium wire	37	0	119	1
157606 Aluminium plates, sheets, strip			508	4
157607 Aluminium foil, backed/not backed	1534796	12692	1301132	10640
157608 Aluminium tubes and pipes	213	2	3697	30
157609 Aluminium tube & pipe fittings	118	1	645	5
157610 Aluminium structures & parts	310	3		
157610 Aluminium,tube or pipe fittings (for example,couplings,elbows,sleeves)	8210	69	1662	14
157615 Table, kitchen articles etc. of aluminium	60	1		
157616 Other aluminium articles	14593	122	673	6
157800 Lead and articles thereof	**679091**	**5613**	**466126**	**3811**
157801 Unwrought lead	634637	5238	466126	3811
157802 Lead waste and scrap	44454	375		
157900 Zinc and articles thereof	**1527416**	**12653**	**1459553**	**11944**
157901 Unwrought zinc	1518803	12583	1459370	11943
157903 Zinc dust,powders and flakes	8369	69		
157904 Zinc bars, rods,profiles and wire	244	2	183	1
158100 Other base metals; cermets; articles thereof	**5286**	**44**	**29955**	**245**
158102 Molybdenum and articles;			411	3
158108 Titanium and articles;			651	5
158109 Zirconium and articles;	5266	44		
158112 Beryllium, chromium, germanium etc.	20	0	28893	236
158200 Tools, implements, cutlery, spoons and forks, of base metal; parts thereof of base metal	**53358**	**443**	**56552**	**462**
158201 Hand tools	14	0	11	0
158202 Hands saws, blades saws etc.	3676	31	3488	29
158203 Files, rasps, pliers, etc.	28	0	34	0
158204 Hand-operated spanners & wrenches	651	5	80	1
158205 Hand tools n.i.e	1785	15	498	4
158206 Tools of two or more, in sets	2961	25	2248	18
158207 Interchangeable tools, for hand tools	13336	111	7465	61
158208 Knives & cutting blades	9737	81	20717	169
158209 Plates, sticks, tips, like tools	16355	136	20607	169
158210 Hand-operated mechanical appliances			3	0
158212 Razors and razor blades	356	3		
158213 Scissors, tailors shears & blades	4433	37	1378	11
158214 Other articles of cutlery	26	0	22	0
158300 Miscellaneous articles of base metal	**258069**	**2132**	**210001**	**1717**
158301 Padlocks & locks, of base metal	2306	19	1141	9
158302 Base metal mountings,fittings & articles etc.	4735	39	5164	42
158303 Armoured safes, strong boxes, doors etc.	4012	33		
158305 Fittings for loose-leaf binders, letter clips etc.			54	0
158306 Bells, gongs & the like etc.	1545	13		
158307 Flexible tubing of base metal	6	0	130	1

Import payments by countries /commodities Table-3.2 (Contd.)
(Four digit level HS code)

(First two digit section, second two digit chapter and last two digit indicate four digit level commodities)

(Amount in thousand)

HS Code - Countries/Commodities	2024 - 2025		2025 - 2026	
	Amount (BDT)	Amount (USD)	Amount (BDT)	Amount (USD)
158308 Clasps, frames, hooks etc.	213291	1763	179782	1470
158309 Stoppers, caps & lids of base metal	127	1	18	0
158310 Sign-plates, name-plates, address-plate etc.	10130	83	3265	27
158311 Wire, rods, tubes plates, of base metal	21917	180	20447	167
160000 Machinery and mechanical appliances; electrical equipment; parts thereof; soundrecorders and reproducers, television image and soundrecorders and reproducers; and parts and accessories of such articles	**17522021**	**145517**	**13205418**	**108041**
168400 Nuclear reactors, boilers, machinery and mechanical appliances; parts thereof	**9600109**	**79535**	**10407532**	**85141**
168401 Nuclear reactors; fuel elements etc.	50748	415	42	0
168402 Steam /other vapour generating boilers	392524	3232	343102	2809
168403 Central heating boilers	10291	85	30649	251
168404 Auxiliary plant for use with boilers	5669	47	5383	44
168405 Producer gas/water gas generators	25090	213		
168406 Steam turbines & other vapour turbines	935	8	796	7
168407 Spark-ignition/rot piston engines	41465	342	29808	244
168408 Compression-ignition piston engin	718	6		
168409 Parts spark-ignition pistn engin	21224	179	33892	278
168410 Hydraulic turbines, water wheels			376	3
168411 Turbo-jet turbo-propellers etc.			374	3
168412 Other engines and motors	4496	37	40212	328
168413 Pumps for liquids	56820	469	34308	280
168414 Air/vacum pumps, gas compressors & fans	103869	860	63036	516
168415 Air conditioning machines	596891	4925	591474	4840
168416 Furnace burners for liquid fuel,etc.	2841	23	1701	14
168417 Industrial/lab furmaces & oven etc.			650	5
168418 Refrigerators,freezers & othr	11998	100	20141	165
168419 Machinery, plant/ lab equipments etc.	415842	3444	107914	883
168420 Calendering/other roling machines	16705	138	35602	291
168421 Centrifuges, filtering machinery rtc.	333419	2789	56441	461
168422 Dish washing machines, etc.	1211365	9995	1350229	11047
168423 Weighing machinery, etc.	19447	161	21982	180
168424 Mechanical appliances & the like	22522	188	33379	274
168424 Steam or sand blasting machines and similar projecting machines	788	6		
168425 Pulley tackle & hoists etc.	5392	45	1481	12
168426 Ships' derricks; cranes etc.	8188	67	6061	50
168427 Fork-lift truks;	4726	39	40385	330
168428 Other Lifting, handling, etc.machinery	1077486	8938	638631	5220
168429 Self-propelled bulldozers, angle dozers etc.	29027	244	2569	21
168430 Other moving, grading, levelng etc. mach.			1124	9
168431 Parts suitable of machinery	13819	114	34187	280
168432 Agricultural, horticultural machinery			37	0
168433 Harvesting or threshing machinery	2372	20	67	1
168436 Other agri, horti, poltry-kep machinery	6258	51	579	5
168437 Machines cleaning, sorting/grading seed etc.	554	5		

Import payments by countries /commodities Table-3.2 (Contd.)
(Four digit level HS code)

(First two digit section, second two digit chapter and last two digit indicate four digit level commodities)

(Amount in thousand)

HS Code - Countries/Commodities	2024 - 2025		2025 - 2026	
	Amount (BDT)	Amount (USD)	Amount (BDT)	Amount (USD)
168438 Machinery n.i.e	22572	184	16001	131
168439 Machinery making pulp/paper/board	109791	898	449597	3690
168440 Book-binding machinery	55980	462	5902	48
168441 Other machinery making pulp/paper/board	2205	18	185189	1517
168442 Machinery,apparatus,& equpment	11548	96	63	1
168443 Printing machinery	24343	202	230050	1878
168445 Machine preparing txtile fibres	24651	203	276397	2261
168446 Weaving machines(looms)	77945	647	66599	544
168447 Knitting machines stitch-bonding etc.	32787	271	137791	1129
168448 Auxiliary mach for extrd, drw mch etc.	111312	924	107315	878
168449 Machinery for the manufactures etc.	1823	15	41394	337
168450 Household/laundry-type washing mach	6395	53	70	1
168451 Machinery for washing, cleaning etc.	1277400	10571	1601749	13111
168452 Sewing machines, n/book sewng mach	434319	3585	244027	1996
168453 Machinery, preparing, tanning etc.	8623	71	13365	109
168454 Converters, ladles ingot machinies	15	0		
168455 Metal rollng mills and rolls thereof	529540	4418	398949	3254
168456 Machine-tools for working any material by removal of material,by laser or other light or photon beam,ultra-sonic,electro-discharge,electro-chemical,electron beam or plasmaarc process;water-jet cutting machines			373	3
168456 Machine-tools for working material			567	5
168457 Machining unit construction machinies	23700	198		
168458 Lathes for removing metal	119	1	1256	10
168459 Machine-tools drilling, boring etc.	5252	43	3442	28
168460 Machine-tools deburring, sharpening etc.	1013	8	53	0
168460 Machine-tools for deburring,sharpening,grinding,honing,lapping,polishing or otherwise finishing metal cermets bymeans of grinding stones,abrasives or polishing products,other than gear cutting,gear grinding or gear finishing machines of heading No 84.63	81	1		
168461 Machine-tools planing, shaping etc.	37025	303		
168462 Machine-tools forging, hammering etc.	552	5	6	0
168464 Machine-tools working stone, ceramic etc.			885	7
168465 Machine-tools working stapling, wood, etc.	5869	48	123	1
168466 Parts & accessories for machine-tools	67283	554	1431	12
168467 Tools for working in the hand etc.	950	8	293	2
168468 Machine for soldering, brazing etc.	438	4	1252	10
168471 Automatic data processing machines etc.	66342	546	15768	129
168472 Other office machines	1456	12	4269	35
168473 Parts & accessories of office machineries	1454	12	15817	129
168474 Machinery washing, crushing etc.	517566	4358	264033	2169
168475 Machines for assembling elect. lamps etc.	385	3		
168477 Machinery for working rubber/plastics	85824	711	270928	2216
168478 Machinery preparng/making up tobaco	152631	1268	185688	1513
168479 Mechanical appl indivial func. n.i.e	819074	6760	1949718	15945

Import payments by countries /commodities Table-3.2 (Contd.)
(Four digit level HS code)

(First two digit section, second two digit chapter and last two digit indicate four digit level commodities)

(Amount in thousand)

HS Code - Countries/Commodities	2024 - 2025		2025 - 2026	
	Amount (BDT)	Amount (USD)	Amount (BDT)	Amount (USD)
168480 Moulding boxes for metal foundry etc.	131443	1086	128153	1050
168481 Taps, cocks, valves & similar etc.	320806	2675	119366	974
168482 Ball/ roller bearings	63625	529	72752	594
168483 Transmission shafts, crank, bearing etc.	31439	259	28520	233
168484 Gaskets & similar joints of metal sheeting etc.	1072	9	14070	115
168485 Machines for additive manufacturing	28	0		
168486 Machines & apparatus used semiconductor devices etc.	960	8	244	2
168487 Machinery parts,not cont. elect. connectors	38984	321	27454	225
168500 Electrical machinery and equipment and parts thereof; sound recorders and reproducers, television imageand sound recorders and reproducers and parts and accessories of such articles	**7921912**	**65983**	**2797887**	**22900**
168501 Electric motors and generator	14128	117	31114	254
168502 Electric generating sets, rotary converters	172863	1448	70994	581
168503 Parts electric motor,gen. Set	2599	21	14513	118
168504 Electric transformer, inductors etc.	50896	420	72274	591
168505 Electro-magnets;and articles	1	0	1577	13
168506 Primary cels & primary baterie	106	1		
168507 Electric accumulator;	44773	372	7955	65
168508 Vcuum cleaners	2252	19	1	0
168509 Eletro-mechanical domestic appliances	422	3		
168511 Electrical ignition equipment, etc.	1072	9	2061	17
168512 Electrical lighting/signaling equipment,etc	19370	160	20125	164
168513 Portable electric lamps, dry batteries	52	0	4	0
168514 Industrial/lab electric furnaces, ovens, etc.	10451	86	11863	97
168515 Electric laser/photon beam , etc.	1207	10	12960	106
168516 Electric storage water heater, etc.	17459	145	30744	252
168517 Telephone sets , other apparatus etc.	25115	208	495161	4061
168518 Microphones & stands therefor;	8080	67	10630	87
168519 Sound recording apparatus	563	5	4409	36
168521 Video-recording apparatus	41	0		
168522 Parts & access of sound/video recording	11	0		
168523 Discs, tapes, smart cards etc.	156956	1297	215684	1763
168524 Flat panel display module	1070	9	5498	45
168525 Transmission appart radio-tel, etc.	11916	98	3604	29
168527 Reception apts for radio broadcasting	36	0		
168528 Monitors and projectors etc.	8555	70	8598	70
168528 Monitors and projectors,not incorporating television reception apparatus;reception apparatus for television,whether or not incorporating radio broadcast receivers or sound or videorecording or reproducing apparatus	2155	18	3362	28
168529 Parts suitable for use solely or principally with the apparatus of headings Nos.85.25 to 85.28	21678	180	16928	139
168529 Parts,trans,reception etc.,apts	41923	346	13624	112
168530 Electrical signaling, traffic control equp etc.	329607	2741	431777	3537

Import payments by countries /commodities Table-3.2 (Contd.)
(Four digit level HS code)

(First two digit section, second two digit chapter and last two digit indicate four digit level commodities)

(Amount in thousand)

HS Code - Countries/Commodities	2024 - 2025		2025 - 2026	
	Amount (BDT)	Amount (USD)	Amount (BDT)	Amount (USD)
168531 Electrical sound/visual sig apts	8015	66	208	2
168532 Electrical capacitors, fixed,variable etc.	8566	71	2652	22
168533 Electrical resistors, not heating	19679	161	13	0
168534 Printed circuits	7985	66	1371	11
168535 Electrical apts for switching > 1000 volts	278013	2328	115644	949
168536 Electrical apparatus for switching or protecting electrical circuits,or for making connections to or in electrical circuits for a voltage notexceeding 1,000 volts; connectors for optical fibres,optical fibres,optical fibre bundles or cables	82670	689	6854	56
168536 Electrical apts for switching 1000 volts	117613	980	136801	1118
168537 Boards, panels, consols, etc.	33829	280	54222	443
168538 Parts: of electrical switching,apts.	12978	107	6806	56
168539 Electric filament or discharge lamos, including sealed beam lamp units and ultra-violet or infra-red lamps; arc-lamps;light -emitting diode (LED) lamps.	20859	172	59381	484
168539 Electric filament/discharge lamps	3494	29	1247	10
168539 Electrical apparatus for switching or protecting electrical circuits,or for making connections to or in electrical circuits for a voltage notexceeding 1,000 volts; connectors for optical fibres,optical fibres,optical fibre bundles or cables			242	2
168540 Thermionic,cold cathode valves etc.	459	4	76	1
168541 Diodes, transistors, semi-conductor etc.	16346	136	2410	20
168542 Electronic, integrated circuits	836296	6844	463864	3792
168543 Electrical machines & apts. n.i.e.	13253	110	43558	356
168544 Insulatd wire, cable etc.	5441162	45470	334942	2741
168545 Carbon electrodes, carbon brushes etc.	350	3	109	1
168546 Electrical insulators any metarial	3344	28		
168547 Insulating fitting for electrical machines	57364	470	79278	650
168548 Electrical parts of machinery or apparatus, not specified or included elsewhere in th	14281	117	643	5
168549 Electrical and electronic waste and scrap			2106	17
170000 Vehicales, Aircraft, Vessels and Associated Transport Equipment	**24389842**	**200424**	**16903270**	**138297**
178600 Railway or tramway locomotives, rollingstock and parts thereof; railway or tramway track fixtures and fittings and parts thereof; mechanical (including electromechanical) trafficsignalling equipment of all kinds	**465**	**4**	**55**	**0**
178607 Parts of railway or tramway locomotives	430	3	55	0
178608 Railway or tramway track fixtur/fittings	36	0		
178700 Vehicles other than railway or tramway rollingstock, and parts and accessories thereof	**494530**	**4099**	**418217**	**3424**
178701 Tractors(other than tractors of heading 87.09)	105442	862	25647	210
178703 Motor car, other motor vehicles	14082	119	38260	314
178703 Motor cars and other motor vehicles principally designed for the transport of the persons(other than those of heading No. 87.02) including station wagons and racing cars			46490	380
178704 Motor vehicles for goods transport	1943	16		

Import payments by countries /commodities Table-3.2 (Contd.)
(Four digit level HS code)

(First two digit section, second two digit chapter and last two digit indicate four digit level commodities)

(Amount in thousand)

HS Code - Countries/Commodities	2024 - 2025		2025 - 2026	
	Amount (BDT)	Amount (USD)	Amount (BDT)	Amount (USD)
178705 Vehicles other than railway or tramway rolling - stock etc.			97329	797
178707 Bodies, for tractors, buses	34414	285	35747	292
178708 Parts,accessories, motor vehicles	338649	2816	172817	1415
178709 Works truck,self-propelled			691	6
178710 Tank & other armoured vehi			7	0
178716 Trailer & semi-trailers;			1229	10
178900 Ships, boats and floating structures	**23894847**	**196321**	**16484998**	**134873**
178901 Cruise ships, excursion boats etc.	5983501	49045	7258755	59248
178903 Yachts & other vessels			2295	19
178908 Vessels & other,breaking up	17911346	147276	9223948	75607
180000 Optical, Photographic, Cinematographic, Measuring, Checking, Precision, Medical Orsurgical Instruments and Apparatus; Clocks and Watches; Musical Instruments; Parts and Accessories Thereof	**1634745**	**13554**	**1967864**	**16089**
189000 Optical, photographic, cinematographic, measuring, checking, precision, medical orsurgical instruments and apparatus; parts and accessories thereof	**1633933**	**13547**	**1967540**	**16086**
189001 Optical fibres etc	18191	154	11716	96
189004 Spectacles,goggles, etc.	1545	13	593	5
189005 Binoculars, monoculars, telescopes etc.	9	0	4352	36
189006 Photographic cameras, etc.	32	0		
189007 Cinematographic camras, projector etc.	189	2	93	1
189010 Apparatus for photographic etc.	15667	130	3124	25
189014 Direction finding compasses			732	6
189015 Surveying, hydrographic etc.	384	3		
189016 Balances of a sensitivity of 5cg	440	4		
189017 Drawing, marking-out etc. inst.	436	4	350	3
189018 Instruments in medical,surgical, etc.	813655	6756	1088556	8901
189019 Mechano-therapy,etc,appliances	101419	832	144631	1182
189020 Other breathing appliance,gas masks	222	2		
189021 Orthopaedic,appliances etc.	8035	67	3236	27
189022 Appratus based on x-ray,alpha, etc.	406122	3360	345691	2827
189023 Instruments demonstrationl purposes	3436	29	7732	63
189024 Machines, hardness,strength test etc.	4470	37	6750	55
189025 Hydrometers,thermometers etc.	2513	21	1748	14
189026 Instruments, checking flow,level etc.	22230	186	3306	27
189027 Instruments, physical, chemical analysis etc.	48551	402	103926	849
189028 Gas,liquid, electricty meters	7329	61	14247	117
189029 Revolution counters,taximeters etc.	5944	49	4141	34
189030 Oscilloscopes, spectrum analysers etc.,	80052	662	147369	1205
189031 Measuring/checking instrument	74863	624	53636	437
189032 Automatic regulating instru	7799	64	12267	100
189033 Parts & accessories n.i.s	10400	86	9342	77
189100 Clocks and watches and parts thereof	**812**	**7**	**324**	**3**
189102 Wrist, pocket, watch,other than 90.01	444	4		
189106 Time of day recording apparatus	366	3	314	3

Import payments by countries /commodities Table-3.2 (Contd.)
(Four digit level HS code)

(First two digit section, second two digit chapter and last two digit indicate four digit level commodities)

(Amount in thousand)

HS Code - Countries/Commodities	2024 - 2025		2025 - 2026	
	Amount (BDT)	Amount (USD)	Amount (BDT)	Amount (USD)
189107 Time switches with clock/watch	2	0	9	0
180000 Optical, photographic, clocks, musical instruments etc.	**1071**	**9**		
189000 Optical, photographic, etc.	**1071**	**9**		
189014 Direction finding compasses	1071	9		
190000 Arms and Ammunition; Parts and Accessories Thereof	**24**	**0**		
199300 Arms and ammunition; parts and accessories thereof	**24**	**0**		
199304 Other arms; spring, air/gas guns etc.	24	0		
200000 Miscellaneous Manufactured Articles	**939612**	**7784**	**1023300**	**8367**
209400 Furniture; bedding, mattresses, mattress supports, cushions and similar stuffed furnishings; lamps and light fittings, not elsewhere specified or included; illuminated signs, illuminatednameplates and the like; prefabricated buildings	**80932**	**675**	**77585**	**636**
209401 Seats and parts	46524	386	26872	220
209402 Medical, surgical, dental furniture	482	4	9234	76
209403 Other furniture & parts	131	1	3908	32
209404 Mattress supports;			41	0
209405 Lamps and lighting fittings & parts	33796	284	2748	22
209406 Prefabricated buildings			34782	286
209500 Toys, games and sports requisites; parts and accessories thereof	**2278**	**19**	**227**	**2**
209503 Tricycles, scooters, pedal cars etc.	29	0	86	1
209506 Articlese for gymnastics, sports etc.	2249	19		
209507 Fishing rods, hooks, nets etc.			141	1
209600 Miscellaneous manufactured articles	**856402**	**7090**	**945488**	**7729**
209602 Worked veg/mineral carving matrl	141722	1171	140744	1151
209603 Brooms, brushes, etc.	2907	24	3855	32
209605 Travel sets for personal toilet, sewing etc.	101	1		
209606 Buttons, press/snap-fasteners, etc	161065	1338	193484	1582
209607 Slide fasteners and parts	538692	4459	574186	4693
209608 Ball point pens & markers	2251	19	3540	29
209609 Pencils, crayons etc.	5628	46	4301	35
209611 Date,sealing/stamps, etc.	45	0	788	6
209612 Typewriter ribbons,inked, etc.	2620	22	21735	178
209615 Combs, hair-slide etc. & parts	598	5	2204	18
209616 Scent/toilet sprays, etc	323	3	638	5
209618 Tailors dummies & others	451	4		
209619 Sanitary towels , napkins etc.			15	0
Kuwait	**5632314**	**46497**	**5809211**	**47549**
030000 Animal or vegetable fats and oils and their cleavage products; prepared edible fats; animal or vegetable waxes			**3400**	**28**
031500 Animal or vegetable fats and oils and their cleavage products; prepared edible fats; animal or vegetable waxes			**3400**	**28**
031516 Animal/vegetable fats & oils, not refined			3400	28

Import payments by countries /commodities Table-3.2 (Contd.)
(Four digit level HS code)

(First two digit section, second two digit chapter and last two digit indicate four digit level commodities)

(Amount in thousand)

HS Code - Countries/Commodities	2024 - 2025		2025 - 2026	
	Amount (BDT)	Amount (USD)	Amount (BDT)	Amount (USD)
040000 Prepared foodstuffs; Beverages, Spirits and vineger; Tobacco and manufactured tobacco substitues	**151650**	**1256**	**54982**	**450**
042300 Residues and waste from the food industries; Prepared animal fodder	**151650**	**1256**	**54982**	**450**
042309 Preparations of a kind used in animal feeding	151650	1256	54982	450
050000 Mineral Products	**1767421**	**14481**	**2799622**	**22903**
052700 Mineral fuels, mineral oilsand products of their distillation bituminous substances; mineral waxes	**1767421**	**14481**	**2799622**	**22903**
052710 Petroleum oils, refined	39573	329	42067	345
052711 Petroleum gases & other gaseous hydrocarbons	1727848	14152	2757555	22558
060000 Products of the Chemical or Allied Industries	**3394023**	**28128**	**2594786**	**21251**
062900 Organic chemicals	**3394023**	**28128**	**2594786**	**21251**
062902 Cyclic hydrocarbons	76771	639	123207	1008
062905 Acyclic alcohol/halogn sulpho,etc	3303310	27374	2457824	20131
062909 Ether,ether alcohols, etc.	13942	115	13756	113
070000 Plastics & Rubber Articles Thereof	**239494**	**1979**	**138681**	**1134**
073900 Plastics and articles thereof	**239494**	**1979**	**138681**	**1134**
073901 Polymers of ethylene, in primary forms	239494	1979	128104	1047
073902 Polymers/ propylen/olefin in primary forms			10577	86
130000 Articles of Stone, Plaster, Cement, Asbestos, Mica or Similar Materials; Ceramic Products; Glass and Glassware			**2622**	**21**
137000 Glass and glassware			**2622**	**21**
137019 Glass fibres & articles;			2622	21
150000 Base Metals & Articles of Base Metal	**79726**	**653**	**215093**	**1762**
157200 Iron and Steel	**52211**	**427**	**215093**	**1762**
157204 Ferrous waste & scrap	52211	427	215093	1762
157800 Lead and articles thereof	**27515**	**226**		
157802 Lead waste and scrap	27515	226		
180000 Optical, Photographic, Cinematographic, Measuring, Checking, Precision, Medical Orsurgical Instruments and Apparatus; Clocks and Watches; Musical Instruments; Parts and Accessories Thereof			**24**	**0**
189000 Optical, photographic, cinematographic, measuring, checking, precision, medical orsurgical instruments and apparatus; parts and accessories thereof			**24**	**0**
189018 Instruments in medical,surgical, etc.			24	0
Kyrgyzstan	**434376**	**3601**		
110000 Textiles & Textile Articles	**434376**	**3601**		
115200 Cotton	**434376**	**3601**		
115201 Cotton not carded or combed	434376	3601		
Laos People'S Democratic Republic	**494913**	**4104**	**293917**	**2403**
070000 Plastics & Rubber Articles Thereof	**30**	**0**		
073900 Plastics and articles thereof	**30**	**0**		
073926 Other plastics & articles	30	0		

Import payments by countries /commodities Table-3.2 (Contd.)
(Four digit level HS code)

(First two digit section, second two digit chapter and last two digit indicate four digit level commodities)

(Amount in thousand)

HS Code - Countries/Commodities	2024 - 2025		2025 - 2026	
	Amount (BDT)	Amount (USD)	Amount (BDT)	Amount (USD)
090000 Wood and Articles of Wood; Wood Charcoal; Cork and Articles of Cork; Manufactures of Straw, of Esparto or Other Plaiting Materials; Basketware & Wickerwork			**2361**	**19**
094400 Wood and articles of wood; wood charcoal			**2361**	**19**
094408 Sheets for veneering			2361	19
100000 Pulp of wood or of other fibrous cellulosic material; recovered (waste and scrap) paper or paperboard; paper and paperboard and articles thereof	**455777**	**3777**	**258626**	**2114**
104800 Paper and paperboard; articles of paper pulp, of paper or of paperboard	**455777**	**3777**	**258626**	**2114**
104804 Uncoated craft paper & paperboard	455777	3777	258626	2114
110000 Textiles & Textile Articles	**2593**	**22**	**790**	**6**
115500 Man-made staple fibres			**790**	**6**
115515 Other woven fab Synthetic stap fibres			790	6
115600 Wadding, felt and nonwovens; special yarns etc.	**872**	**7**		
115603 Nonwovens, coated,covered/laminated	872	7		
115900 Impregnated, coated, covered textile fabrics etc.	**236**	**2**		
115903 Tex fabrics impregnated,coated etc	236	2		
116000 Knitted or crocheted fabrics	**1485**	**12**		
116001 Pile fabrics	1485	12		
150000 Base Metals & Articles of Base Metal			**26039**	**213**
158100 Other base metals; cermets; articles thereof			**26039**	**213**
158110 Antimony and articles;			26039	213
160000 Machinery and mechanical appliances; electrical equipment; parts thereof; soundrecorders and reproducers, television image and soundrecorders and reproducers; and parts and accessories of such articles	**36513**	**304**	**6101**	**50**
168500 Electrical machinery and equipment and parts thereof; sound recorders and reproducers, television imageand sound recorders and reproducers and parts and accessories of such articles	**36513**	**304**	**6101**	**50**
168517 Telephone sets , other apparatus etc.			5171	42
168518 Microphones & stands therefor;			931	8
168541 Diodes, transistors, semi-conductor etc.	36513	304		
Latvia	**52838**	**434**	**30685**	**251**
040000 Prepared foodstuffs; Beverages, Spirits and vineger; Tobacco and manufactured tobacco substitues	**49**	**0**	**98**	**1**
042200 Beverages, spirits and vinegar	**49**	**0**	**98**	**1**
042208 Undenaturd ethyl alcohol vol. 0%	49	0	98	1
060000 Products of the Chemical or Allied Industries	**983**	**8**	**998**	**8**
062900 Organic chemicals	**983**	**8**	**998**	**8**
062908 Halogenated, sulphonated etc.			998	8
062934 Nucleic acids & their salts;	983	8		
070000 Plastics & Rubber Articles Thereof	**9**	**0**		
074000 Rubber and articles thereof	**9**	**0**		

Import payments by countries /commodities Table-3.2 (Contd.)
(Four digit level HS code)

(First two digit section, second two digit chapter and last two digit indicate four digit level commodities)

(Amount in thousand)

HS Code - Countries/Commodities	2024 - 2025		2025 - 2026	
	Amount (BDT)	Amount (USD)	Amount (BDT)	Amount (USD)
074009 Tubes pipes & hoses etc.	9	0		
150000 Base Metals & Articles of Base Metal			**1**	**0**
157300 Articles of Iron and Steel			**1**	**0**
157315 Chain and parts, of iron/steel			1	0
160000 Machinery and mechanical appliances; electrical equipment; parts thereof; soundrecorders and reproducers, television image and soundrecorders and reproducers; and parts and accessories of such articles	**51326**	**422**	**27596**	**226**
168400 Nuclear reactors, boilers, machinery and mechanical appliances; parts thereof	**6453**	**54**	**1980**	**16**
168412 Other engines and motors	16	0		
168414 Air/vacum pumps, gas compressors & fans			607	5
168419 Machinery, plant/ lab equipments etc.	1121	9		
168421 Centrifuges, filtering machinery rtc.	444	4		
168422 Dish washing machines, etc.	325	3		
168434 Milking mach & dairy machinery			433	4
168451 Machinery for washing, cleaning etc.	210	2		
168471 Automatic data processing machines etc.	2421	20		
168479 Mechanical appl indivial func. n.i.e	621	5	940	8
168482 Ball/ roller bearings	1293	11		
168500 Electrical machinery and equipment and parts thereof; sound recorders and reproducers, television imageand sound recorders and reproducers and parts and accessories of such articles	**44873**	**368**	**25616**	**210**
168502 Electric generating sets, rotary converters	28780	235	22587	185
168504 Electric transformer, inductors etc.			55	0
168517 Telephone sets , other apparatus etc.	15372	127	784	6
168536 Electrical apts for switching 1000 volts	122	1	2128	17
168544 Insulatd wire, cable etc.	599	5	62	1
170000 Vehicales, Aircraft, Vessels and Associated Transport Equipment	**7**	**0**		
178700 Vehicles other than railway or tramway rollingstock, and parts and accessories thereof	**7**	**0**		
178708 Parts,accessories, motor vehicles	7	0		
180000 Optical, Photographic, Cinematographic, Measuring, Checking, Precision, Medical Orsurgical Instruments and Apparatus; Clocks and Watches; Musical Instruments; Parts and Accessories Thereof	**464**	**4**	**1991**	**16**
189000 Optical, photographic, cinematographic, measuring, checking, precision, medical orsurgical instruments and apparatus; parts and accessories thereof	**464**	**4**	**1991**	**16**
189020 Other breathing appliance,gas masks	318	3	1171	10
189026 Instruments, checking flow,level etc.	72	1		
189027 Instruments, physical, chemical analysis etc.	75	1	820	7
Lebanon	**1424**	**12**	**9190**	**75**
100000 Pulp of wood or of other fibrous cellulosic material; recovered (waste and scrap) paper or paperboard; paper and paperboard and articles thereof	**1424**	**12**	**1181**	**10**

Import payments by countries /commodities Table-3.2 (Contd.)
(Four digit level HS code)

(First two digit section, second two digit chapter and last two digit indicate four digit level commodities)

(Amount in thousand)

HS Code - Countries/Commodities	2024 - 2025		2025 - 2026	
	Amount (BDT)	Amount (USD)	Amount (BDT)	Amount (USD)
104800 Paper and paperboard; articles of paper pulp, of paper or of paperboard	**1424**	**12**		
104819 Cartons, boxes, cases, bags of paper	1424	12		
104900 Printed books, newspapers, pictures etc.			**1181**	**10**
104901 Printed book,brochures,leaflets etc.			1181	10
160000 Machinery and mechanical appliances; electrical equipment; parts thereof; soundrecorders and reproducers, television image and soundrecorders and reproducers; and parts and accessories of such articles			**8009**	**66**
168500 Electrical machinery and equipment and parts thereof; sound recorders and reproducers, television imageand sound recorders and reproducers and parts and accessories of such articles			**8009**	**66**
168502 Electric generating sets, rotary converters			3466	28
168523 Discs, tapes, smart cards etc.			4543	37
Liberia	**2159746**	**17910**	**2803882**	**22914**
090000 Wood and Articles of Wood; Wood Charcoal; Cork and Articles of Cork; Manufactures of Straw, of Esparto or Other Plaiting Materials; Basketware & Wickerwork	**2159746**	**17910**	**2803882**	**22914**
094400 Wood and articles of wood; wood charcoal	**2159746**	**17910**	**2803882**	**22914**
094403 Wood in the rough	2159746	17910	2803882	22914
Libyan Arab Jamahiriya	**155**	**1**		
070000 Plastics & Rubber Articles Thereof	**78**	**1**		
074000 Rubber and articles thereof	**78**	**1**		
074016 Other articles of vulcanised rubber	78	1		
160000 Machinery and mechanical appliances; electrical equipment; parts thereof; soundrecorders and reproducers, television image and soundrecorders and reproducers; and parts and accessories of such articles	**76**	**1**		
168400 Nuclear reactors, boilers, machinery and mechanical appliances; parts thereof	**76**	**1**		
168487 Machinery parts,not cont. elect. connectors	76	1		
Liechtenstein	**3097**	**26**	**1366**	**11**
060000 Products of the Chemical or Allied Industries	**73**	**1**	**996**	**8**
063000 Pharmaceutical products	**71**	**1**	**996**	**8**
063006 Pharmaceutical goods	71	1	996	8
063400 Soap, organic surf-active agents, lubricating etc.	**2**	**0**		
063402 Organic surfac-active agents	2	0		
160000 Machinery and mechanical appliances; electrical equipment; parts thereof; soundrecorders and reproducers, television image and soundrecorders and reproducers; and parts and accessories of such articles	**2826**	**23**	**370**	**3**
168400 Nuclear reactors, boilers, machinery and mechanical appliances; parts thereof	**58**	**0**		
168487 Machinery parts,not cont. elect. connectors	58	0		

Import payments by countries /commodities Table-3.2 (Contd.)
(Four digit level HS code)

(First two digit section, second two digit chapter and last two digit indicate four digit level commodities)

(Amount in thousand)

HS Code - Countries/Commodities	2024 - 2025		2025 - 2026	
	Amount (BDT)	Amount (USD)	Amount (BDT)	Amount (USD)
168500 Electrical machinery and equipment and parts thereof; sound recorders and reproducers, television imageand sound recorders and reproducers and parts and accessories of such articles	**2768**	**23**	**370**	**3**
168525 Transmission appart radio-tel, etc.			268	2
168528 Monitors and projectors etc.	578	5		
168529 Parts,trans,reception etc.,apts	2174	18		
168536 Electrical apts for switching 1000 volts	15	0		
168539 Electric filament/discharge lamps			102	1
168544 Insulatd wire, cable etc.	1	0		
180000 Optical, Photographic, Cinematographic, Measuring, Checking, Precision, Medical Orsurgical Instruments and Apparatus; Clocks and Watches; Musical Instruments; Parts and Accessories Thereof	**198**	**2**		
189000 Optical, photographic, cinematographic, measuring, checking, precision, medical orsurgical instruments and apparatus; parts and accessories thereof	**198**	**2**		
189021 Orthopaedic,appliances etc.	8	0		
189026 Instruments, checking flow,level etc.	145	1		
189033 Parts & accessories n.i.s	45	0		
Lithuania	**260981**	**2166**	**150982**	**1233**
010000 Live Animals and Animal Products	**73575**	**605**	**27047**	**221**
010400 Dairy produce; bird's eggs; natural honey; Edible products of animal origin, not elsewhere specified or included.	**73575**	**605**	**27047**	**221**
010402 Milk & cream, containing sugar	54355	448	10825	89
010403 Buttermilk, curdled milk & cream, yogurt etc.			528	4
010404 Whey, containing sugar /sweetening matter	19219	157	15660	128
010408 Birds' eggs not in shell & egg yolks			34	0
040000 Prepared foodstuffs; Beverages, Spirits and vineger; Tobacco and manufactured tobacco substitues	**20935**	**172**	**45803**	**374**
042200 Beverages, spirits and vinegar			**8683**	**71**
042208 Undenaturd ethyl alcohol vol. 0%			8683	71
042300 Residues and waste from the food industries; Prepared animal fodder	**20935**	**172**	**37119**	**303**
042309 Preparations of a kind used in animal feeding	20935	172	37119	303
060000 Products of the Chemical or Allied Industries	**7491**	**62**	**10472**	**85**
062800 Inorganic chemicals; organic or inorganic compounds of precious metals, of rare-earth metals, of radioactive elements or of isotopes	**1**	**0**		
062853 Phosphides, whether or not chemically defined, excluding ferrophosphorus;	1	0		
063000 Pharmaceutical products	**605**	**5**	**135**	**1**
063004 Medicament consist. mixed/unmixed,for therapeutic use	605	5	135	1
063400 Soap, organic surf-active agents, lubricating etc.	**668**	**6**		
063402 Organic surfac-active agents	668	6		
063500 Albuminoidal substances; modified starches, glues, enzymes	**41**	**0**	**146**	**1**

Import payments by countries /commodities Table-3.2 (Contd.)
(Four digit level HS code)

(First two digit section, second two digit chapter and last two digit indicate four digit level commodities)

(Amount in thousand)

HS Code - Countries/Commodities	2024 - 2025		2025 - 2026	
	Amount (BDT)	Amount (USD)	Amount (BDT)	Amount (USD)
063507 Enzymes; prepared enzymes n.e.s	41	0	146	1
063800 Miscellaneous chemical products	**6176**	**51**	**10191**	**83**
063820 Anti-freezing preparations			1983	16
063822 Diagnostic or laboratory reagents	6176	51	8208	67
070000 Plastics & Rubber Articles Thereof	**5143**	**42**	**5374**	**44**
073900 Plastics and articles thereof	**5143**	**42**	**5374**	**44**
073917 Tube, pipe & hoses etc of plastics	56	0		
073920 Other plates,sheets,etc of plastic, non-cellular	1242	10	4001	33
073921 Other Plates, sheets etc. of plastics	3742	31	1174	10
073926 Other plastics & articles	103	1	200	2
100000 Pulp of wood or of other fibrous cellulosic material; recovered (waste and scrap) paper or paperboard; paper and paperboard and articles thereof	**2757**	**23**	**8026**	**66**
104900 Printed books, newspapers, pictures etc.	**2757**	**23**	**8026**	**66**
104908 Transfers (decalcomanias)	2757	23	8026	66
110000 Textiles & Textile Articles	**8323**	**69**	**1370**	**11**
115600 Wadding, felt and nonwovens; special yarns etc.	**5033**	**41**		
115607 Twine, cordage, cbles etc.	5033	41		
115800 Special woven fabrics; tufted text. Fabrics; lace; tapestries; trimmings; embroidery	**1450**	**12**	**1241**	**10**
115806 Narrow woven fabrics	1450	12	1241	10
116000 Knitted or crocheted fabrics	**125**	**1**	**129**	**1**
116006 Other knitted or crochet fabrics	125	1	129	1
116100 Articles of apparel & cloth accessories, knitted/crocheted	**270**	**2**		
116117 Other made up clothing accessories	270	2		
116200 Articles of apparel & cloth accessories, not knitted/crocheted	**1444**	**12**		
116217 Other made up cloth acesor & parts of garmt	1444	12		
150000 Base Metals & Articles of Base Metal	**58683**	**495**		
157200 Iron and Steel	**58263**	**492**		
157204 Ferrous waste & scrap	58263	492		
157300 Articles of Iron and Steel	**419**	**3**		
157304 Tubes, pipes etc. other than cast iron	419	3		
160000 Machinery and mechanical appliances; electrical equipment; parts thereof; soundrecorders and reproducers, television image and soundrecorders and reproducers; and parts and accessories of such articles	**63333**	**526**	**27747**	**227**
168400 Nuclear reactors, boilers, machinery and mechanical appliances; parts thereof	**37741**	**314**	**17716**	**145**
168414 Air/vacum pumps, gas compressors & fans	246	2		
168419 Machinery, plant/ lab equipments etc.	631	5	17462	143
168421 Centrifuges, filtering machinery rtc.	174	1	254	2
168422 Dish washing machines, etc.	28340	236		
168424 Mechanical appliances & the like	83	1		
168438 Machinery n.i.e	5668	47		
168479 Mechanical appl indivial func. n.i.e	2355	19		

Import payments by countries /commodities Table-3.2 (Contd.)
(Four digit level HS code)

(First two digit section, second two digit chapter and last two digit indicate four digit level commodities)

(Amount in thousand)

HS Code - Countries/Commodities	2024 - 2025		2025 - 2026	
	Amount (BDT)	Amount (USD)	Amount (BDT)	Amount (USD)
168481 Taps, cocks, valves & similar etc.	244	2		
168500 Electrical machinery and equipment and parts thereof; sound recorders and reproducers, television imageand sound recorders and reproducers and parts and accessories of such articles	**25592**	**212**	**10031**	**82**
168501 Electric motors and generator	2146	18		
168503 Parts electric motor,gen. Set	742	6		
168504 Electric transformer, inductors etc.			791	6
168508 Vcuum cleaners	395	3	63	1
168512 Electrical lighting/signaling equipment,etc	6	0		
168517 Telephone sets , other apparatus etc.	2883	24		
168525 Transmission appart radio-tel, etc.	4060	33		
168536 Electrical apts for switching 1000 volts	473	4	2098	17
168537 Boards, panels, consols, etc.	13323	111		
168538 Parts: of electrical switching,apts.	740	6	7079	58
168544 Insulatd wire, cable etc.	825	7		
170000 Vehicales, Aircraft, Vessels and Associated Transport Equipment	**25**	**0**	**3**	**0**
178700 Vehicles other than railway or tramway rollingstock, and parts and accessories thereof	**25**	**0**	**3**	**0**
178708 Parts,accessories, motor vehicles	25	0	3	0
180000 Optical, Photographic, Cinematographic, Measuring, Checking, Precision, Medical Orsurgical Instruments and Apparatus; Clocks and Watches; Musical Instruments; Parts and Accessories Thereof	**20717**	**171**	**25139**	**206**
189000 Optical, photographic, cinematographic, measuring, checking, precision, medical orsurgical instruments and apparatus; parts and accessories thereof	**20717**	**171**	**25139**	**206**
189015 Surveying, hydrographic etc.	735	6		
189018 Instruments in medical,surgical, etc.	773	6	642	5
189019 Mechano-therapy,etc,appliances			1012	8
189020 Other breathing appliance,gas masks	8410	70	12401	101
189026 Instruments, checking flow,level etc.	27	0		
189027 Instruments, physical, chemical analysis etc.	130	1	257	2
189030 Oscilloscopes, spectrum analysers etc.,			1103	9
189031 Measuring/checking instrument			2	0
189032 Automatic regulating instru	16	0	7	0
189033 Parts & accessories n.i.s	10625	88	9717	80
Luxembourg	**34702**	**285**	**522031**	**4273**
060000 Products of the Chemical or Allied Industries			**0**	**0**
063400 Soap, organic surf-active agents, lubricating etc.			**0**	**0**
063403 Lubricat preparations etc.			0	0
070000 Plastics & Rubber Articles Thereof	**61**	**0**	**4155**	**34**
073900 Plastics and articles thereof			**1144**	**9**
073917 Tube, pipe & hoses etc of plastics			16	0
073918 Floor coverings of plastics			955	8
073919 Self-adhesive, plates, sheets etc of plastics			12	0

Import payments by countries /commodities Table-3.2 (Contd.)
(Four digit level HS code)

(First two digit section, second two digit chapter and last two digit indicate four digit level commodities)

(Amount in thousand)

HS Code - Countries/Commodities	2024 - 2025		2025 - 2026	
	Amount (BDT)	Amount (USD)	Amount (BDT)	Amount (USD)
073926 Other plastics & articles			161	1
074000 Rubber and articles thereof	**61**	**0**	**3011**	**25**
074009 Tubes pipes & hoses etc.	30	0		
074012 Retreaded/use pneumatic tyres			2942	24
074016 Other articles of vulcanised rubber	31	0	69	1
100000 Pulp of wood or of other fibrous cellulosic material; recovered (waste and scrap) paper or paperboard; paper and paperboard and articles thereof			**80**	**1**
104800 Paper and paperboard; articles of paper pulp, of paper or of paperboard			**37**	**0**
104811 Paper, paperboard, cellulose wadding etc.			37	0
104900 Printed books, newspapers, pictures etc.			**43**	**0**
104911 Other printed mattrer			43	0
110000 Textiles & Textile Articles	**6490**	**53**		
115900 Impregnated, coated, covered textile fabrics etc.	**6490**	**53**		
115902 Tyre cord fabrics	6490	53		
130000 Articles of Stone, Plaster, Cement, Asbestos, Mica or Similar Materials; Ceramic Products; Glass and Glassware	**29**	**0**		
137000 Glass and glassware	**29**	**0**		
137007 Safety glass, laminated glass, etc.	29	0		
150000 Base Metals & Articles of Base Metal	**1640**	**13**	**20431**	**168**
157300 Articles of Iron and Steel	**1640**	**13**	**19689**	**162**
157306 Other tubes, pipes & hollow profiles			25	0
157307 Tubes/ pipes fittings of iron / steel	143	1	198	2
157318 Screws,bolts,nuts, etc.	978	8	355	3
157320 Springs &leaves for springs			0	0
157326 Other articles of iron or steel	519	4	19111	157
158200 Tools, implements, cutlery, spoons and forks, of base metal; parts thereof of base metal			**218**	**2**
158205 Hand tools n.i.e			90	1
158208 Knives & cutting blades			128	1
158300 Miscellaneous articles of base metal			**524**	**4**
158301 Padlocks & locks, of base metal			506	4
158302 Base metal mountings,fittings & articles etc.			17	0
160000 Machinery and mechanical appliances; electrical equipment; parts thereof; soundrecorders and reproducers, television image and soundrecorders and reproducers; and parts and accessories of such articles	**26481**	**217**	**494064**	**4044**
168400 Nuclear reactors, boilers, machinery and mechanical appliances; parts thereof	**26358**	**216**	**488163**	**3996**
168414 Air/vacum pumps, gas compressors & fans			237	2
168416 Furnace burners for liquid fuel,etc.			65687	539
168419 Machinery, plant/ lab equipments etc.			39	0
168420 Calendering/other roling machines			77	1
168421 Centrifuges, filtering machinery rtc.			2626	22
168424 Mechanical appliances & the like	2748	23		

Import payments by countries /commodities Table-3.2 (Contd.)
(Four digit level HS code)

(First two digit section, second two digit chapter and last two digit indicate four digit level commodities)

(Amount in thousand)

HS Code - Countries/Commodities	2024 - 2025		2025 - 2026	
	Amount (BDT)	Amount (USD)	Amount (BDT)	Amount (USD)
168431 Parts suitable of machinery			18	0
168443 Printing machinery			44	0
168471 Automatic data processing machines etc.			1770	15
168477 Machinery for working rubber/plastics	926	8	213518	1746
168479 Mechanical appl indivial func. n.i.e	2400	20		
168480 Moulding boxes for metal foundry etc.	19662	161	196036	1605
168481 Taps, cocks, valves & similar etc.			3998	33
168483 Transmission shafts, crank, bearing etc.			1657	14
168487 Machinery parts,not cont. elect. connectors	623	5	2456	20
168500 Electrical machinery and equipment and parts thereof; sound recorders and reproducers, television imageand sound recorders and reproducers and parts and accessories of such articles	**124**	**1**	**5901**	**48**
168504 Electric transformer, inductors etc.			481	4
168516 Electric storage water heater, etc.			63	1
168536 Electrical apparatus for switching or protecting electrical circuits,or for making connections to or in electrical circuits for a voltage notexceeding 1,000 volts; connectors for optical fibres,optical fibres,optical fibre bundles or cables	124	1		
168537 Boards, panels, consols, etc.			1301	11
168538 Parts: of electrical switching,apts.			96	1
168542 Electronic, integrated circuits			258	2
168543 Electrical machines & apts. n.i.e.			17	0
168544 Insulatd wire, cable etc.			3684	30
180000 Optical, Photographic, Cinematographic, Measuring, Checking, Precision, Medical Orsurgical Instruments and Apparatus; Clocks and Watches; Musical Instruments; Parts and Accessories Thereof	**0**	**0**	**3302**	**27**
189000 Optical, photographic, cinematographic, measuring, checking, precision, medical orsurgical instruments and apparatus; parts and accessories thereof	**0**	**0**	**3302**	**27**
189015 Surveying, hydrographic etc.			2684	22
189025 Hydrometers,thermometers etc.	0	0	90	1
189026 Instruments, checking flow,level etc.			433	4
189032 Automatic regulating instru			95	1
Macao: Sar Of China	**124942**	**1040**	**23324**	**190**
040000 Prepared foodstuffs; Beverages, Spirits and vineger; Tobacco and manufactured tobacco substitues			**996**	**8**
042200 Beverages, spirits and vinegar			**996**	**8**
042208 Undenaturd ethyl alcohol vol. 0%			996	8
060000 Products of the Chemical or Allied Industries	**12066**	**100**	**14470**	**118**
063200 Tanning or dyeing extracts; Tannins and their derivatives; Dyes, pigments and other colouring matter; Paints and varnishes; Putty and other mastics; Inks			**5069**	**41**
063208 Paints and varnishes;			5069	41
063500 Albuminoidal substances; modified starches, glues, enzymes	**12066**	**100**	**9401**	**77**
063506 Prepared glues & other prep. adhesives	12066	100	9401	77

Import payments by countries /commodities Table-3.2 (Contd.)
(Four digit level HS code)

(First two digit section, second two digit chapter and last two digit indicate four digit level commodities)

(Amount in thousand)

HS Code - Countries/Commodities	2024 - 2025		2025 - 2026	
	Amount (BDT)	Amount (USD)	Amount (BDT)	Amount (USD)
110000 Textiles & Textile Articles	**106876**	**891**	**2845**	**23**
115200 Cotton	**106800**	**890**	**2233**	**18**
115205 Cotton yarn , cont 85%+ weg cotton	106730	890	2233	18
115206 Cotton yarn, less than 85% weg cotton	70	1		
115500 Man-made staple fibres	**76**	**1**		
115510 Yarn of artificial staple fibres	76	1		
116000 Knitted or crocheted fabrics			**612**	**5**
116005 Wrap knit fabrics			612	5
160000 Machinery and mechanical appliances; electrical equipment; parts thereof; soundrecorders and reproducers, television image and soundrecorders and reproducers; and parts and accessories of such articles	**6000**	**49**	**5013**	**41**
168400 Nuclear reactors, boilers, machinery and mechanical appliances; parts thereof	**6000**	**49**	**5013**	**41**
168409 Parts spark-ignition pistn engin			3	0
168413 Pumps for liquids	0	0		
168443 Printing machinery	6000	49	5010	41
Macedonia	**48683**	**410**	**524**	**4**
060000 Products of the Chemical or Allied Industries	**52**	**0**	**80**	**1**
062800 Inorganic chemicals; organic or inorganic compounds of precious metals, of rare-earth metals, of radioactive elements or of isotopes	**52**	**0**	**80**	**1**
062843 Colloidal precious metals, silver/gold compounds	52	0	80	1
063800 Miscellaneous chemical products	**1**	**0**		
063822 Diagnostic or laboratory reagents	1	0		
100000 Pulp of wood or of other fibrous cellulosic material; recovered (waste and scrap) paper or paperboard; paper and paperboard and articles thereof	**79**	**1**		
104900 Printed books, newspapers, pictures etc.	**79**	**1**		
104911 Other printed mattrer	79	1		
160000 Machinery and mechanical appliances; electrical equipment; parts thereof; soundrecorders and reproducers, television image and soundrecorders and reproducers; and parts and accessories of such articles	**48551**	**409**	**443**	**4**
168400 Nuclear reactors, boilers, machinery and mechanical appliances; parts thereof	**15**	**0**	**303**	**2**
168448 Auxiliary mach for extrd, drw mch etc.	15	0	303	2
168500 Electrical machinery and equipment and parts thereof; sound recorders and reproducers, television imageand sound recorders and reproducers and parts and accessories of such articles	**48536**	**409**	**140**	**1**
168517 Telephone sets , other apparatus etc.	48355	407		
168533 Electrical resistors, not heating			8	0
168536 Electrical apts for switching 1000 volts	181	2		
168537 Boards, panels, consols, etc.			15	0
168541 Diodes, transistors, semi-conductor etc.			18	0
168544 Insulatd wire, cable etc.			99	1

Import payments by countries /commodities Table-3.2 (Contd.)
(Four digit level HS code)

(First two digit section, second two digit chapter and last two digit indicate four digit level commodities)

(Amount in thousand)

HS Code - Countries/Commodities	2024 - 2025		2025 - 2026	
	Amount (BDT)	Amount (USD)	Amount (BDT)	Amount (USD)
Madagascar	**191754**	**1598**	**250781**	**2045**
020000 Vegetable Products	**40746**	**337**	**250781**	**2045**
020900 Coffee, tea, mate and spices	**40746**	**337**	**250781**	**2045**
020904 Pepper dried/crushed/ground	40746	337	27619	226
020907 Cloves			223162	1819
030000 Animal or vegetable fats and oils and their cleavage products; prepared edible fats; animal or vegetable waxes	**5044**	**41**		
031500 Animal or vegetable fats and oils and their cleavage products; prepared edible fats; animal or vegetable waxes	**5044**	**41**		
031504 Fats and oils & their fractions	5044	41		
040000 Prepared foodstuffs; Beverages, Spirits and vineger; Tobacco and manufactured tobacco substitues	**145930**	**1220**		
042100 Miscellaneous edible preparations	**412**	**3**		
042103 Sauces and preparations thereof	412	3		
042300 Residues and waste from the food industries; Prepared animal fodder	**145518**	**1216**		
042302 Bran sharps and othere residues	23582	200		
042309 Preparations of a kind used in animal feeding	121936	1017		
180000 Optical, Photographic, Cinematographic, Measuring, Checking, Precision, Medical Orsurgical Instruments and Apparatus; Clocks and Watches; Musical Instruments; Parts and Accessories Thereof	**34**	**0**		
189000 Optical, photographic, cinematographic, measuring, checking, precision, medical orsurgical instruments and apparatus; parts and accessories thereof	**34**	**0**		
189026 Instruments, checking flow,level etc.	34	0		
Malawi	**141337**	**1177**	**245742**	**2014**
040000 Prepared foodstuffs; Beverages, Spirits and vineger; Tobacco and manufactured tobacco substitues	**4549**	**37**		
042400 Tobacco and manufactured tobacco substitutes	**4549**	**37**		
042401 Unmanufactured tobacco; tobacco refuse	4549	37		
110000 Textiles & Textile Articles	**136789**	**1140**	**232391**	**1905**
115200 Cotton	**136789**	**1140**	**232391**	**1905**
115201 Cotton not carded or combed	136789	1140	232391	1905
120000 Footwear,Hradgear, Umbrellas, Sun Umbrellas, Walking Sticks, Seat-Sticks, Whips, Riding-Crops and Parts Thereof Etc			**13350**	**109**
126700 Prepared feathers and down and articles made of feathers; artificila flowers; articles of human hair			**13350**	**109**
126703 Humn hair, dressed, thinned etc.			13350	109
Malaysia	**276927748**	**2293049**	**286775301**	**2343546**
010000 Live Animals and Animal Products	**1423868**	**11768**	**1206208**	**9863**
010100 Live animals	**103695**	**861**	**15731**	**129**
010105 Live poultry	103695	861	15731	129
010300 Fish and crustaceans, molluscs and other aquatic invertebrates	**721**	**6**	**12049**	**98**
010301 Live fish	721	6		
010303 Fish frozen excld. fish fillet			1435	12

Import payments by countries /commodities Table-3.2 (Contd.)
(Four digit level HS code)

(First two digit section, second two digit chapter and last two digit indicate four digit level commodities)

(Amount in thousand)

HS Code - Countries/Commodities	2024 - 2025		2025 - 2026	
	Amount (BDT)	Amount (USD)	Amount (BDT)	Amount (USD)
010304 Fish fillets & other fish meat, fresh/chl/fzn			2028	17
010305 Fish,dried,salted or in brine			2785	23
010306 Crustaceans live chil /fzn/ dry etc.			5728	47
010307 Molluscs,live chil /fzn /dry etc.			73	1
010400 Dairy produce; bird's eggs; natural honey; Edible products of animal origin, not elsewhere specified or included.	**1319452**	**10900**	**1178427**	**9636**
010401 Milk & cream, not containing sugar	586	5	615	5
010402 Milk & cream, containing sugar	1311880	10838	1177651	9629
010406 Cheese and curd	6986	58		
010409 Natural honey			161	1
020000 Vegetable Products	**73218**	**603**	**111692**	**915**
020700 Edible vegetable and certain roots and tubers	**4870**	**41**	**4002**	**33**
020710 Vegetables , frozen	982	8	4002	33
020712 Dried vegetables	3888	32		
020800 Edible fruit nuts; peel of citrus fruit or melons	**47715**	**393**	**50251**	**412**
020801 Coconuts, brazil nuts and cashew nuts	26186	217	12372	101
020802 Other nuts, fresh/dried	21529	176	37879	311
021000 Cereals	**1410**	**12**	**278**	**2**
021005 Maize (corn)	194	2	278	2
021008 Buckwheat,millet & canary seeds	1216	10		
021100 Products of the milling industry; Malt; Starces; Inulin; Eheat gluten	**19216**	**158**	**23520**	**192**
021104 Cereal grains otherwise worked			49	0
021106 Flour, meal, powder of dry legum veg	19216	158	23471	192
021200 Oil seeds and oleaginous fruits; miscellaneous grains; seeds and fruit; industrial or medicinal plants; straw and fodder	**7**	**0**	**29821**	**244**
021203 Copra			29814	244
021207 Other oil seed & oleagious fruits	7	0	7	0
021300 Lac; Gums, Resins and other vegetable saps and extracts			**3820**	**31**
021302 Vegetable saps and extracts;			3820	31
030000 Animal or vegetable fats and oils and their cleavage products; prepared edible fats; animal or vegetable waxes	**42782249**	**355359**	**15444614**	**126332**
031500 Animal or vegetable fats and oils and their cleavage products; prepared edible fats; animal or vegetable waxes	**42782249**	**355359**	**15444614**	**126332**
031504 Fats and oils & their fractions	5023	41	420	3
031509 Olive oils & its fractons, not refined			517	4
031510 Other oils & its fractons, not refined			1347	11
031511 Palm oils & its fractons, not refined	39149829	325360	10745686	87908
031512 Sunflower,safflower/cotton seed oil, not refined			4116	34
031513 Coconut, palm kernel oils, not refined	870095	7184	1300178	10639
031515 Other fixed vegetable fats & oils, not refined	12170	100	6056	49
031516 Animal/vegetable fats & oils, not refined	2073974	17123	2623582	21447

Import payments by countries /commodities Table-3.2 (Contd.)
(Four digit level HS code)

(First two digit section, second two digit chapter and last two digit indicate four digit level commodities)

(Amount in thousand)

HS Code - Countries/Commodities	2024 - 2025		2025 - 2026	
	Amount (BDT)	Amount (USD)	Amount (BDT)	Amount (USD)
031517 Margarine & other oils	666831	5516	762217	6232
031518 Animal/veg. fats & oils, boiled, oxidised etc.	4328	36	493	4
040000 Prepared foodstuffs; Beverages, Spirits and vineger; Tobacco and manufactured tobacco substitues	**5431495**	**44974**	**5691958**	**46553**
041600 Preparations of meat, of fish or of crustaceans, molluscs or other aquatic invertebrates	**67922**	**562**	**59037**	**483**
041601 Sausages of meat, meat offal or blood	34639	286	36837	301
041602 Other prepared meat/meat offal or blood	23869	198	19006	155
041604 Prepared fish; caviar prepd. from fish eggs	5938	49	1277	10
041605 Crustaceans, molluscs etc.	3477	28	1916	16
041700 Sugars and sugar confectionery	**479510**	**3953**	**441887**	**3615**
041701 Cane or beet sugar,in solid form	449676	3707	391434	3203
041702 Other sugar incl. lactos glucos	107	1	2023	17
041703 Molasses from extr/refining sugr	17552	144	19552	160
041704 Sugar confctionry, not containing cocoa	12175	101	28878	236
041800 Cocoa and cocoa preparations	**660528**	**5466**	**707337**	**5781**
041803 Cocoa paste, not defatted	74	1	214	2
041804 Cocoa butter,fat and oil.	31616	260	6279	51
041805 Cocoa powder,not add sugr/sweet	339759	2815	334186	2732
041806 Chocolate/food prep. Contain. Cocoa	289079	2391	366658	2995
041900 Preparations of cereals, flour, starch or milk; pastry cooks' products	**1922899**	**15892**	**2893953**	**23680**
041901 Malt extract;	1841329	15217	2768079	22651
041902 Pasta whether or not cooked	1662	14	3356	27
041904 Prepared foods obtained,cereal products,	28996	240	53091	434
041905 Bread,pastry,cakes,biscuits etc.	50912	421	69427	567
042000 Preparations of vegetables, fruit, nuts or other parts of plants	**101117**	**839**	**99394**	**813**
042002 Tomatoes prep/presrv n/vinegar			396	3
042003 Mushroom & truffles	155	1		
042005 Other Veg. prep/presrv., not frozen	81924	680	73999	605
042006 Vegetables,fruit/nut etc. preserved by sugar	243	2	174	1
042007 Jams,fruit jellies etc.	8419	70	7004	57
042008 Fruit & nuts etc.,	1724	15	917	8
042009 Frut & vegetable juices	8653	72	16903	138
042100 Miscellaneous edible preparations	**1207728**	**10006**	**929444**	**7600**
042101 Extracts,essences of coffee,tea etc.	63338	525	27998	229
042102 Yeast; baking powder	7244	60	11717	96
042103 Sauces and preparations thereof	273417	2274	233760	1912
042104 Soups & broths preparations thereof	257607	2145	296339	2423
042106 Food preparations n.e.s	606122	5002	359631	2940
042200 Beverages, spirits and vinegar	**30505**	**253**	**35113**	**287**
042201 Mineral & aerated waters,not add. Sug.	3470	29	3501	29
042202 Mineral & areated waters add. Sug	26371	219	27347	223
042208 Undenaturd ethyl alcohol vol. 0%			4258	35
042209 Vinegar& subst from acitic acid	665	5	7	0
042300 Residues and waste from the food industries; Prepared animal fodder	**961285**	**8003**	**525793**	**4296**

Import payments by countries /commodities Table-3.2 (Contd.)
(Four digit level HS code)

(First two digit section, second two digit chapter and last two digit indicate four digit level commodities)

(Amount in thousand)

HS Code - Countries/Commodities	2024 - 2025		2025 - 2026	
	Amount (BDT)	Amount (USD)	Amount (BDT)	Amount (USD)
042306 Oilcake ,not soya-bean / ground-nut oil	131076	1090	138073	1128
042309 Preparations of a kind used in animal feeding	830209	6912	387721	3167
050000 Mineral Products	**164953797**	**1364697**	**204062715**	**1667143**
052500 Salt; sulphur; earths and stone; plastering materials, lime and cement	**3944072**	**32556**	**3427774**	**28021**
052503 Sulphur of all kinds	1673	14		
052505 Natural sand of all kinds	16988	140	2052	17
052506 Quartz other than natural sands	3128	26		
052507 Kaolin and other kaolinic clays, whether or not calcined			41423	339
052507 Kaolin and other kaolinic clays;	46647	386	8206	67
052508 Other clays;	3241678	26745	2561017	20932
052517 Pebble, gravel, broken or crushd stone	1416	12		
052522 Quicklime, slaked lime, hydralic lime	261295	2160	442043	3616
052523 Portland cement	3020	26	11963	98
052525 Mica incl. splitting,mica waste			58	0
052529 Feldspar,fluorspar, leucite; etc.	368227	3048	361010	2953
052600 Ores, slag and ash	**14515**	**122**	**1271**	**10**
052615 Niobium,tantalum, zirconium ores	14515	122	1271	10
052700 Mineral fuels, mineral oils and products of their distillation bituminous substances; mineral waxes	**3971**	**32**		
052707 Oils & other products of coal tar	3971	32		
052700 Mineral fuels, mineral oilsand products of their distillation bituminous substances; mineral waxes	**160991239**	**1331987**	**200633671**	**1639112**
052704 Coke or semi-coke of coal	1062	9		
052707 Oils & other products of coal tar			478	4
052709 Petroleum oils, crude	22128719	183866	16908232	138231
052710 Petroleum oils and oils obtained from bituminous minerals,other than crude; preparations not elsewherespecified or included,containing by weight 70% or more of petroleum oils or of oils obtained from bituminous minerals,these oils being the basic constituents of the preparation;waste oils	67918	562	47148	385
052710 Petroleum oils, refined	127947859	1057894	171008077	1396922
052711 PETROLEUM GASES AND OTHER GASEOUS HYDROCARBONS	1189841	9915		
052711 Petroleum gases & other gaseous hydrocarbons	8797983	72708	12666463	103543
052712 Petroleum jely;paraffin wax,etc	5600	47	63	1
052713 Petro coke,bitumen etc.	852256	6986		
052714 Bitumen and asphalt, etc.			1777	15
052715 Bituminous mixtures based on natural asphalt			1433	12
060000 Products of the Chemical or Allied Industries	**11166396**	**92541**	**11425143**	**93415**
062800 Inorganic chemicals; organic or inorganic compounds of precious metals, of rare-earth metals, of radioactive elements or of isotopes	**396620**	**3294**	**336746**	**2753**
062803 Carbon			13	0
062804 Hydrogen, rare gases etc.	22521	188	9401	77

Import payments by countries /commodities Table-3.2 (Contd.)
(Four digit level HS code)

(First two digit section, second two digit chapter and last two digit indicate four digit level commodities)

(Amount in thousand)

HS Code - Countries/Commodities	2024 - 2025		2025 - 2026	
	Amount (BDT)	Amount (USD)	Amount (BDT)	Amount (USD)
062810 Oxides of boron; boric acids			5914	48
062811 Other inorganic acids, other inorganic oxygen	9325	77	6855	56
062816 Hydroxide & peroxide magnesium	1553	13		
062821 Iron oxide & hydroxide	2582	21	1306	11
062825 Hydrazine/hydroxylamine & salt etc.	825	7	192	2
062826 Fluorides,fluorosilicates,etc			982	8
062827 Chloride/bromide/iodides	3777	31	4031	33
062831 Dithionites and sulphoxylates	31522	261	24319	199
062832 Sulphites; thiosulphates	2640	22		
062833 Sulphate alums, peroxosulphate	9966	83	3689	30
062834 Nitrites; nitrates			3463	28
062835 Phosphinates, phosphonates	1354	11	1650	13
062836 Carbonates; peroxocarbonates	105936	879	119086	974
062839 Silicates, commercial alkali metal silicates	204564	1700	155843	1274
062840 Borates; peroxoborates	55	0		
062900 Organic chemicals	**3825450**	**31728**	**5259019**	**42989**
062901 Acyclic hydrocarbons	271832	2256	192639	1576
062902 Cyclic hydrocarbons	27723	230	10955	90
062903 Halogenated derivative of hydrocarbons	2883	24	1804	15
062904 Sulphonated nitrated or nitrosated			23129	188
062905 Acyclic alcohol/halogn sulpho,etc	952283	7888	1434046	11717
062908 Halogenated, sulphonated etc.			5155	42
062909 Ether,ether alcohols, etc.	60701	505	70432	576
062914 Ketone & quinon etc.	564	5	528	4
062915 Saturated acyclice,monocarboxilic acid etc.	1148232	9532	1621761	13260
062916 Unsaturated acyclic monocarboxylic acid etc.	171918	1419	160279	1310
062917 Polycarboxylic acids	157	1	269086	2200
062918 Carboxylic acids			4157	34
062921 Amine function compounds	4173	35		
062922 Oxygen-function amino-compound	8321	68	173	1
062924 Carboxyamide amide- func. Comp.	7789	64		
062925 Carboxyimide imine-func. Comp.			115974	945
062928 Organic derivative of hydrazine			146	1
062929 Compound w/ other nitrogen func.	64	1	3965	32
062929 Compound with other nitrogen func.			57987	472
062930 Organo-sulphur compounds	595896	4958	724789	5923
062931 Other, organo-inorganic comp.			392	3
062932 Heterocyclic compound w/oxygen	5676	47	80	1
062933 Heterocyclic comp w/nitrogen	6398	52	3232	27
062934 Nucleic acids & their salts;	5058	42		
062936 Provitamins & vitamins etc.	18825	156	56971	466
062937 Hormones, prostaglandins etc.	497848	4120	485329	3975
062938 Glycosides; and their salts;	12924	108	1580	13
062941 Antibiotics	26184	216	13170	108

Import payments by countries /commodities Table-3.2 (Contd.)
(Four digit level HS code)

(First two digit section, second two digit chapter and last two digit indicate four digit level commodities)

(Amount in thousand)

HS Code - Countries/Commodities	2024 - 2025		2025 - 2026	
	Amount (BDT)	Amount (USD)	Amount (BDT)	Amount (USD)
062942 Other organic compounds			1261	10
063000 Pharmaceutical products	**7253**	**60**	**26691**	**219**
063004 Medicament consist. mixed/unmixed,for therapeutic use	5525	46	26615	218
063006 Pharmaceutical goods	1728	15	76	1
063200 Tanning or dyeing extracts; Tannins and their derivatives; Dyes, pigments and other colouring matter; Paints and varnishes; Putty and other mastics; Inks	**996203**	**8255**	**795678**	**6506**
063204 Synthetic organic colouring matter	163920	1361	122554	1003
063206 Other Colouring matter;	87593	726	59882	490
063207 Prepared pigments, opacifiers etc.	80690	666	174309	1425
063208 Paints and varnishes;	169823	1410	78567	643
063209 Other paints and varnishes ;	9382	78	12694	104
063211 Prepared driers	49907	417	25330	208
063212 Pigments dispersed in non-aqueous	74961	619	152620	1248
063213 Artist student or signbord painters'	101	1	3267	27
063214 Glaziers putty,grafting putty etc.	176933	1464	77405	633
063215 Printing ink, writing draw/other ink	182893	1514	89049	727
063300 Essential oils & resinoids; Perfum, cosmetic or toilet preperations	**536069**	**4438**	**298187**	**2437**
063302 Mix of odoriferous substancees	505285	4183	253092	2068
063303 Perfumes and toilet waters	634	5		
063304 Beauty/make-up/skin preparatin	9519	79	12981	106
063305 Preparations for use on the hair	3245	27	11157	91
063306 Preparations for oral/dental hygiene	11026	91	15210	124
063307 Pre-shave,shaving/after-shave	6360	53	5747	47
063400 Soap, organic surf-active agents, lubricating etc.	**706701**	**5849**	**739159**	**6045**
063401 Soap;organic surfac-active prodts & preparations	15249	126	18791	154
063402 Organic surfac-active agents	630924	5223	667706	5460
063403 Lubricat preparations etc.	36669	303	34327	281
063404 Artificial wax & prepared wax	21053	175	7076	58
063405 Polish and cream for footwear, furniture etc.	2807	23	11259	92
063500 Albuminoidal substances; modified starches, glues, enzymes	**617156**	**5117**	**377792**	**3090**
063505 Dextrins & other modified starches	6	0	22462	183
063506 Prepared glues & other prep. adhesives	471648	3915	248875	2036
063507 Enzymes; prepared enzymes n.e.s	145503	1202	106455	870
063600 Explosives; Pyrotechnic products; Matches; Pyrophoric alloys; certain combustible preperations	**4723**	**39**	**7710**	**63**
063606 Fero-cerium, pyrophoric alloys;	4723	39	7710	63
063700 Photographic or cinematographic goods	**39129**	**322**	**52374**	**429**
063703 Photographic paper, paper board etc.	2236	18	2141	17
063706 Cinematographic flim			18559	152
063707 Chemical prep. for photographic use	36893	304	31674	259
063800 Miscellaneous chemical products	**4037090**	**33437**	**3531785**	**28884**
063801 Artificial graphite, colloidal etc.	182220	1509	320706	2624

Import payments by countries /commodities Table-3.2 (Contd.)
(Four digit level HS code)

(First two digit section, second two digit chapter and last two digit indicate four digit level commodities)

(Amount in thousand)

HS Code - Countries/Commodities	2024 - 2025		2025 - 2026	
	Amount (BDT)	Amount (USD)	Amount (BDT)	Amount (USD)
063802 Activated carbon, animal black etc.	4661	39		
063808 Insecticides, rodenticides etc.	58257	482	83557	684
063809 Finishing agents,dye carriers etc.	444286	3678	572333	4679
063810 Pickling preparations for metal surfaces etc.	3528	29	3126	26
063811 Anti-knock prep, oxidation inhibitors etc.	33889	282	1894	15
063812 Prepared rubber accelerators;	19258	159	6356	52
063812 Prepared rubber accelerators;compounds plasticisersfor rubber or plastics,notelsewhere specified or included;antioxidising preparations and other compound stabilisers for rubber or plastics	659523	5473	717798	5870
063813 Prep & charges fire-extinguisher	14985	125		
063814 Organic composites solvents & thinners	226255	1863	161411	1319
063816 Refractory cements, mortars etc.	487	4	1665	14
063819 Hydraulic brake fluids	4832	40	4240	35
063820 Anti-freezing preparations	3256	27	2573	21
063821 Prepared culture media	6	0	1547	13
063822 Diagnostic or laboratory reagents	959	8	5928	48
063823 Industrial monocarboxylic fatty acids;	1209853	10030	644621	5274
063824 Prepared binders for foundry moulds;	1167572	9660	1003312	8204
063825 Residual products of chemical/allied ind.	3264	27		
063827 Mixtures containing halogenated derivatives of methane, ethane or propane, nes or included			719	6
070000 Plastics & Rubber Articles Thereof	**17067104**	**141263**	**14329787**	**117225**
073900 Plastics and articles thereof	**12829859**	**106189**	**10528851**	**86138**
073901 Polymers of ethylene, in primary forms	1351285	11219	1355569	11084
073902 Polymers/ propylen/olefin in primary forms	6799319	56179	5619900	46001
073903 Polymers of styrenein in primary forms	284421	2359	168214	1375
073904 Polymers of vinyl chloride etc. in primary	57841	482	15514	127
073905 Polymers of vinyl acetate/ester in primary	71985	593	89208	730
073906 Acrylic polymers in primry forms	452684	3751	320593	2623
073907 Polyacetals in primary forms	729121	6042	1059831	8661
073907 Polyacetals,other polyethers and epoxide resins,in primary forms;polycarbonates,alkyd resins,polyallylesters and other polyesters,in primary forms	1047457	8705	167705	1371
073908 Polyamides in primary forms	2436	21	403	3
073909 Amino-resins, in primary forms	539883	4465	582631	4765
073909 Amino-resins, phenolic resins and polyurethanes, in primary forms	44224	367	47487	388
073910 Silicons in primary forms	33313	274	54580	446
073911 Petroleum resins, in primary forms	1150	9	7572	62
073912 Cellulose & chemical dertives in primary			56	0
073915 Waste,parings & scrap or plastic	32361	269	37365	306
073917 Tube, pipe & hoses etc of plastics	2327	20	14070	115
073918 Floor coverings of plastics	1706	14		
073919 Self-adhesive, plates, sheets etc of plastics	446714	3696	166474	1359
073920 Other plates,sheets,etc of plastic, non-cellular	751885	6237	653222	5342
073921 Other Plates, sheets etc. of plastics	18628	155	51876	424

Import payments by countries /commodities Table-3.2 (Contd.)
(Four digit level HS code)

(First two digit section, second two digit chapter and last two digit indicate four digit level commodities)

(Amount in thousand)

HS Code - Countries/Commodities	2024 - 2025		2025 - 2026	
	Amount (BDT)	Amount (USD)	Amount (BDT)	Amount (USD)
073922 Baths,shower-baths, wash-basin etc.	15115	125	190	2
073923 Artilces for the conveyance	68620	565	55127	452
073924 Tableware, kitchenware, of plastics			184	2
073925 Builders' wares of plastics n.e.s	7056	59	3534	29
073926 Other plastics & articles	70329	584	57491	471
073926 other articles of plastics and articles of other materials of heading Nos. 39.01 to 39.14			53	0
074000 Rubber and articles thereof	**4237245**	**35074**	**3800935**	**31087**
074001 Natural rubber, balata etc.	89826	761	841	7
074002 Synthetic rub/factice deriv from oil	81612	675	115734	946
074003 Reclaimed rub in primary form			167	1
074007 Vulcanised rubber thread & cord	3314255	27413	2846206	23280
074008 Plates, sheets etc. of vulcan rubber	23390	192	14150	116
074009 Tubes pipes & hoses etc.	32777	271	43479	355
074010 Conveyor/transmisions belts of rub	335	3	2541	21
074011 New pneumatic tyres, of rubber			2256	18
074011 New pneumatic tyres,of rubber	77	1	3087	25
074012 Retreaded/use pneumatic tyres	3475	29	3165	26
074014 Hygienic/pharmaceutical articles of rub	198559	1644	135694	1110
074015 Articles of apparel & clothing accessories etc.	478549	3965	619283	5064
074016 Other articles of vulcanised rubber	14390	119	14332	117
080000 Raw Hides and Skins, Leather and Articles Thereof; Saddlery and Harness; Travel Goods, Handbags nad Similar Containers; Articles of Animal Gut	**1351**	**11**	**1236**	**10**
084200 Articles of leather; saddlery and harness, travel goods, handbags and similar containers; articles of animal gut	**1351**	**11**	**1236**	**10**
084202 Trunks, suit-case, vanity-case etc.	1321	11	1236	10
084203 Articles/ composition of leather	30	0		
084206 Articles of gut not silk-worm gut	1	0		
090000 Wood and Articles of Wood; Wood Charcoal; Cork and Articles of Cork; Manufactures of Straw, of Esparto or Other Plaiting Materials; Basketware & Wickerwork	**106156**	**881**	**156013**	**1275**
094400 Wood and articles of wood; wood charcoal	**106156**	**881**	**156013**	**1275**
094403 Wood in the rough			39544	323
094407 Wood sawn/chipped lengthwise sliced etc.	3764	32	15699	129
094408 Sheets for veneering	56646	468	79386	649
094409 Wood coniferous/non-coniferous	922	8		
094410 Particles & similar board	566	5		
094411 Fibreboard of wood	14540	121	1606	13
094412 Plywod veneered panels	8	0		
094418 Builders joinery & carpentry of wood	29710	247	19778	162
100000 Pulp of wood or of other fibrous cellulosic material; recovered (waste and scrap) paper or paperboard; paper and paperboard and articles thereof	**2188863**	**18091**	**2850776**	**23310**

Import payments by countries /commodities Table-3.2 (Contd.)
(Four digit level HS code)

(First two digit section, second two digit chapter and last two digit indicate four digit level commodities)

(Amount in thousand)

HS Code - Countries/Commodities	2024 - 2025		2025 - 2026	
	Amount (BDT)	Amount (USD)	Amount (BDT)	Amount (USD)
104700 Pulp of wood or of other fibrous cellulosic meterial; Recovered (Waste and scrap) paper or paperboard	**19946**	**166**	**10421**	**85**
104706 Pulps of fibres derived from recovered	19946	166	10421	85
104800 Paper and paperboard; articles of paper pulp, of paper or of paperboard	**2167378**	**17912**	**2838283**	**23208**
104801 Newsprint, in rolls or sheets	10530	88		
104802 Uncoated paper and paper board	796	7	8083	66
104804 Uncoated craft paper & paperboard	1087141	9000	1860357	15208
104805 Other uncoated paper/paprboard	730227	6015	514671	4213
104806 Vegetable parchment greaseproof paper etc.			249	2
104810 Paper and paperboard,coated	141811	1169	317396	2594
104811 Paper, paperboard, cellulose wadding etc.	28645	238	20105	164
104813 Cigarette paper not cut to size	1701	14	372	3
104814 Walpaper & similar wall coverings;	6366	52		
104817 Envelopes,letter cards, plain post card etc.	53	0		
104818 Toilet paper & similar paper etc.	79	1	139	1
104819 Cartons, boxes, cases, bags of paper	86189	715	88013	719
104820 Registers, a/c books,note books, etc	288	2	338	3
104821 Paper/board labels of all kind	70282	584	27752	227
104821 Paper/board labels of all kind Whether or nor printed	855	7	570	5
104823 Other paper/board cellulose wadding etc.	2417	20	238	2
104900 Printed books, newspapers, pictures etc.	**1538**	**13**	**2072**	**17**
104901 Printed book,brochures,leaflets etc.	1289	11	1992	16
104911 Other printed mattrer	249	2	80	1
110000 Textiles & Textile Articles	**7744555**	**64196**	**7792461**	**63734**
115200 Cotton	**2071214**	**17224**	**1047046**	**8561**
115205 Cotton yarn , cont 85%+ weg cotton	39825	327	22705	186
115206 Cotton yarn, less than 85% weg cotton			15850	130
115208 Woven fabrics of cotton ,>= weg 85%+ , 200g/m.sq.	414219	3461	78149	640
115209 Woven fabrics of cotton ,>= weg 85%+ , > 200g/m.sq.	1092	9		
115210 Woven fabrics of cotton ,> weg 85%+ , 200g/m.sq.	763053	6319	493752	4034
115211 Woven fabrics of cotton ,> weg 85%+ , > 200g/m.sq.	853025	7107	436590	3572
115400 Man-made filaments	**349288**	**2860**	**795703**	**6510**
115402 Synthetic filament yarn	19351	161	26158	213
115403 Artificial filment yarn	299	2		
115404 Synthetic monofilament	118	1	390	3
115407 Woven fabrics of synthetic filament yrn	329519	2696	769155	6294
115500 Man-made staple fibres	**3264329**	**27058**	**2908587**	**23780**
115503 Synthetic stable fibres, not carded, combed	4082	34	6611	54
115511 Yarn man made staple fibres			8275	67
115512 Woven fabrics of synth stap fibres, cont > 85%	8427	69	8517	70
115513 Woven fabrics of synth stap fibres, weg 170 g/m.sq.	1334457	11048	1052322	8596

Import payments by countries /commodities Table-3.2 (Contd.)
(Four digit level HS code)

(First two digit section, second two digit chapter and last two digit indicate four digit level commodities)

(Amount in thousand)

HS Code - Countries/Commodities	2024 - 2025		2025 - 2026	
	Amount (BDT)	Amount (USD)	Amount (BDT)	Amount (USD)
115514 Woven fabrics of synth stap fibres, weg > 170 g/m.sq.	1917362	15907	1830239	14972
115515 Other woven fab Synthetic stap fibres			2623	22
115600 Wadding, felt and nonwovens; special yarns etc.	**17086**	**142**	**47435**	**387**
115601 Wadding text mterials fibre & articles	65	1		
115602 Felt, coated,covered/laminated	23	0		
115603 Nonwovens, coated,covered/laminated	4221	35	22548	184
115604 Rubber thread cord, textile covered,etc	12122	100	24888	203
115605 Metalised yarn	516	4		
115609 Artificial yarn, strip, twine etc. n.e.s.	139	1		
115700 Carpets and other textile floor coverings	**183**	**1**	**854**	**7**
115703 Carpets & other text floor coverings ,tuffed	174	1	37	0
115705 Other carpets & other text floor coverings	9	0	817	7
115800 Special woven fabrics; tufted text. Fabrics; lace; tapestries; trimmings; embroidery	**361388**	**2977**	**291761**	**2388**
115801 Woven pile & chenille fabrics			5	0
115804 Tulles & other net fabrics	53554	439	35967	294
115806 Narrow woven fabrics	289861	2389	248763	2036
115807 Labeles, badges & similar articles text	10371	86	7027	58
115808 Braids in the pieces etc.	2262	19		
115811 Quilted text. Prodt. in piece, composed	5340	45		
115900 Impregnated, coated, covered textile fabrics etc.	**13736**	**113**	**7398**	**60**
115906 Rubberised text fabrics			2205	18
115909 Text hosepiping & similr tex tubing	3373	28	1747	14
115911 Text products & artcles	10363	85	3446	28
116000 Knitted or crocheted fabrics	**1658313**	**13747**	**2688694**	**21999**
116001 Pile fabrics	584527	4846	1234488	10102
116004 Knitted or crochetd fabrics, exd.30 cm	756334	6266	842405	6894
116006 Other knitted or crochet fabrics	317452	2636	611800	5004
116100 Articles of apparel & cloth accessories, knitted/crocheted	**2080**	**17**	**274**	**2**
116109 T-shirt singlets & other vests	19	0		
116111 Babies garment & cloth accessories	1854	15	81	1
116115 Panty, hose, tights, socks etc.	207	2	192	2
116200 Articles of apparel & cloth accessories, not knitted/crocheted	**6153**	**50**	**3563**	**29**
116204 Women/girls suits, jacket etc	1461	12	1907	16
116209 Babies garments & clothing acesories	14	0		
116217 Other made up cloth acesor & parts of garmt	4678	38	1655	14
116300 Other made up textile articles; sets; worn clothing and worn textile articles; rags	**785**	**6**	**1147**	**9**
116303 Curtans & interior blinds etc	202	2	36	0
116305 Sacks & bags use for packing goods	8	0		
116307 Other made up articles incl dress patterns	61	1	1111	9
116310 Use/new rags, rope cordage etc	514	4		
120000 Footwear,Hradgear, Umbrellas, Sun Umbrellas, Walking Sticks, Seat-Sticks, Whips, Riding-Crops and Parts Thereof Etc	**313280**	**2596**	**843040**	**6884**

Import payments by countries /commodities Table-3.2 (Contd.)
(Four digit level HS code)

(First two digit section, second two digit chapter and last two digit indicate four digit level commodities)

(Amount in thousand)

HS Code - Countries/Commodities	2024 - 2025		2025 - 2026	
	Amount (BDT)	Amount (USD)	Amount (BDT)	Amount (USD)
126400 Footwear, gaiters and the like; parts of such articles	**19910**	**164**	**17077**	**140**
126401 Waterproof footwear	290	2		
126403 Footwear with soles of rubber, plastics etc.	11869	98	124	1
126405 Other footwear	790	7	966	8
126406 Parts of footwear	6961	57	15987	131
126600 Umbrellas, sun umbrellas, walking-sticks, seat-sticks, whips, riding-crops and parts thereof			**26**	**0**
126601 Umbrella and sun umbrellas, etc			26	0
126700 Prepared feathers and down and articles made of feathers; artificila flowers; articles of human hair	**293370**	**2432**	**825936**	**6744**
126703 Humn hair, dressed, thinned etc.	293370	2432	825936	6744
130000 Articles of Stone, Plaster, Cement, Asbestos, Mica or Similar Materials; Ceramic Products; Glass and Glassware	**209785**	**1735**	**289282**	**2368**
136800 Articles of stone, plaster, asbestos, mica etc.	**4239**	**35**	**46423**	**380**
136802 Worked monumental buildg stone etc.			1098	9
136804 Millstone, grindstone, grinding wheel etc.	1778	15	42528	348
136805 Natural/art abrasive powder/grain	1239	10	14	0
136806 Slag wool, rock wool etc.			2231	18
136807 Articles asphalt/smilr materials			23	0
136810 Articles cement, concrete etc.	33	0		
136813 Friction material & articles	1167	10	528	4
136814 Worked mica and articles of mica	23	0		
136900 Ceramic products	**21308**	**176**	**12267**	**100**
136907 Unglazed ceramic flags, wall tiles etc.	20888	173	12115	99
136910 Ceramic sinks, wash basins etc.	420	3	152	1
137000 Glass and glassware	**184237**	**1525**	**230592**	**1888**
137001 Cullet & other waste & scrap of glass etc.			729	6
137005 Float glass, polished glass, etc.	156991	1299	223708	1832
137007 Safety glass, laminated glass, etc.	11841	97	1808	15
137008 Mltiple-walled insulating units of glass	8689	72	255	2
137009 Glass mirrors, rear-view mirrors	4298	36	4016	33
137010 Carboys, bottles, flasks, jar etc.	1423	12		
137013 Glassware of table, kitchn, toilt etc.			5	0
137017 Lab,hygnic/pharmaceautical glassware	63	1	71	1
137018 Glass beads imitation pearls etc.	41	0		
137019 Glass fibres & articles;	891	7		
140000 Natural or Cultured Pearls, Precious or Semiprecious Stones, Precious Metals, Metals Clad with Precious Metal and Articles Thereof; Imitation Jewellery; Coin			**332**	**3**
147100 Natural or Cultured Pearls, Precious or Semiprecious Stones, Precious Metals, Metals Clad with Precious Metal and Articles Thereof; Imitation Jewellery; Coin			**332**	**3**
147117 Imitation jewellery			332	3
150000 Base Metals & Articles of Base Metal	**11542721**	**95533**	**12984265**	**106164**
157200 Iron and Steel	**8103350**	**67084**	**9961576**	**81412**

Import payments by countries /commodities Table-3.2 (Contd.)
(Four digit level HS code)

(First two digit section, second two digit chapter and last two digit indicate four digit level commodities)

(Amount in thousand)

HS Code - Countries/Commodities	2024 - 2025		2025 - 2026	
	Amount (BDT)	Amount (USD)	Amount (BDT)	Amount (USD)
157201 Pig iron , in primary form	1178911	9824		
157203 Ferrous products			1369898	11160
157204 Ferrous waste & scrap	6570609	54321	7623856	62339
157208 Flat-rolled prodt, >= width 600 mm, hot-rolled	80512	664	233200	1905
157209 Flat-rolled prodt, >= width 600 mm, cold-rolled	40905	337	103441	846
157210 Flat-rolled prodt, >= width 600 mm, clad,plated	212899	1775	578949	4735
157212 Flat-rolled prodt, width 600 mm, clad,plated	2290	19	7889	65
157213 Bars & rods, hot-rolled, of iron			37267	304
157214 Other bars & rods, hot-rolled, of iron			176	1
157215 Other bars & rods, cold formed, of iron	141	1		
157216 Angles,shpes & sections of iron			26	0
157217 Wire of iron or non-aloy steel	846	7	171	1
157219 Flat-rolled prodt of stainless steel >= width 600mm	16236	135	6703	55
157300 Articles of Iron and Steel	**1074894**	**8914**	**558742**	**4585**
157304 Tubes, pipes etc. other than cast iron	17104	140	24589	201
157305 Other tubes, pipes, having circular cross-sections	813807	6746		
157306 Other tubes, pipes & hollow profiles	5703	48	3427	28
157307 Tubes/ pipes fittings of iron / steel	8220	68	8676	71
157308 Structures & parts of structures	108282	899	495368	4067
157309 Reservoirs, tanks, vats etc.	21507	177	259	2
157310 Tanks, casks, drums etc.	80986	676	3819	31
157311 Containers for compressed	9670	80		
157315 Chain and parts, of iron/steel	5	0	6367	52
157317 Nails,tacks,drawing pins etc.			16	0
157318 Screws,bolts,nuts, etc.	1533	13	2268	19
157319 Sewing/knitting needles, etc.	172	1		
157320 Springs &leaves for springs	172	1	550	4
157321 Stoves, ranges,cookers etc.	250	2	61	1
157322 Radiators for central heating			3274	27
157323 Table,kitchen articlese,of iron	106	1	110	1
157324 Sanitary ware & parts, of iron/ steel	280	2	468	4
157325 Other cast articles,of iron or stl	681	6	20	0
157326 Other articles of iron or steel	6415	53	9472	78
157400 Copper and Articles Thereof	**58428**	**482**	**100128**	**819**
157403 Reifned ,coper alloys.	57780	477	53804	440
157408 Copper wire	45	0	36307	297
157409 Copper plates, sheets & strip			3924	32
157411 Copper tubes and pipes			2114	17
157412 Copper tube or pipe fittings	603	5	68	1
157419 Other articles of copper			3910	32
157600 Aluminium and Articles Thereof	**1206665**	**9925**	**1659834**	**13583**
157601 Unwrought aluminium	504144	4125	741773	6080

Import payments by countries /commodities Table-3.2 (Contd.)
(Four digit level HS code)

(First two digit section, second two digit chapter and last two digit indicate four digit level commodities)

(Amount in thousand)

HS Code - Countries/Commodities	2024 - 2025		2025 - 2026	
	Amount (BDT)	Amount (USD)	Amount (BDT)	Amount (USD)
157602 Aluminium waste and scrap	331918	2737	408030	3335
157604 Aluminium bars, rods & profiles	220803	1820	274814	2245
157605 Aluminium wire	111027	920	188867	1544
157607 Aluminium foil, backed/not backed	35091	293	25674	210
157608 Aluminium tubes and pipes	2672	22	5566	46
157610 Aluminium structures & parts			1104	9
157610 Aluminium,tube or pipe fittings (for example,couplings,elbows,sleeves)	453	4	3634	30
157612 Aluminium cask, drum, cans, boxes, etc.			6254	51
157615 Table, kitchen articles etc. of aluminium	557	5	1420	12
157616 Other aluminium articles			2697	22
157800 Lead and articles thereof	**865269**	**7176**	**556969**	**4560**
157801 Unwrought lead	865269	7176	500494	4099
157802 Lead waste and scrap			56475	461
157900 Zinc and articles thereof	**100952**	**850**		
157901 Unwrought zinc	100952	850		
158000 Tin and articles thereof	**106764**	**884**	**126967**	**1041**
158001 Unwrought tin	103592	858	126967	1041
158003 Tin bars, rods, profiles and wire	3172	26		
158200 Tools, implements, cutlery, spoons and forks, of base metal; parts thereof of base metal	**3425**	**28**	**3274**	**27**
158202 Hands saws, blades saws etc.			600	5
158205 Hand tools n.i.e	829	7	2407	20
158207 Interchangeable tools, for hand tools	2129	18		
158208 Knives & cutting blades	442	4	267	2
158213 Scissors, tailors shears & blades	6	0		
158214 Other articles of cutlery	19	0		
158300 Miscellaneous articles of base metal	**22974**	**189**	**16775**	**137**
158301 Padlocks & locks, of base metal	683	6	1620	13
158302 Base metal mountings,fittings & articles etc.	4550	37	1392	11
158303 Armoured safes, strong boxes, doors etc.	6355	52	8572	70
158307 Flexible tubing of base metal			145	1
158308 Clasps, frames, hooks etc.			1414	12
158309 Stoppers, caps & lids of base metal	635	5		
158310 Sign-plates, name-plates, address-plate etc.	4	0	13	0
158311 Wire, rods, tubes plates, of base metal	10748	89	3620	30
160000 Machinery and mechanical appliances; electrical equipment; parts thereof; soundrecorders and reproducers, television image and soundrecorders and reproducers; and parts and accessories of such articles	**10126066**	**83945**	**7904427**	**64606**
168400 Nuclear reactors, boilers, machinery and mechanical appliances; parts thereof	**6945271**	**57561**	**6014523**	**49167**
168405 Producer gas/water gas generators	6542	55	2264	19
168406 Steam turbines & other vapour turbines	204	2		
168407 Spark-ignition/rot piston engines	2066	17		
168408 Compression-ignition piston engin	120	1		
168409 Parts spark-ignition pistn engin	2078	17	7356	60

Import payments by countries /commodities Table-3.2 (Contd.)
(Four digit level HS code)

(First two digit section, second two digit chapter and last two digit indicate four digit level commodities)

(Amount in thousand)

HS Code - Countries/Commodities	2024 - 2025		2025 - 2026	
	Amount (BDT)	Amount (USD)	Amount (BDT)	Amount (USD)
168411 Turbo-jet turbo-propellers etc.	51	0		
168412 Other engines and motors	129	1	861	7
168413 Pumps for liquids	16002	133	43200	354
168414 Air/vacum pumps, gas compressors & fans	97939	809	117115	958
168415 Air conditioning machines	1358189	11250	1310466	10714
168418 Refrigerators,freezers & othr	241200	2004	334234	2733
168419 Machinery, plant/ lab equipments etc.	189273	1586	84773	693
168421 Centrifuges, filtering machinery rtc.	239493	1980	191227	1563
168422 Dish washing machines, etc.	72872	602	16657	136
168423 Weighing machinery, etc.	64982	542	4223	35
168424 Mechanical appliances & the like	33800	279	20134	165
168424 Steam or sand blasting machines and similar projecting machines	2704	23		
168425 Pulley tackle & hoists etc.	69	1		
168426 Ships' derricks; cranes etc.	11682	96		
168428 Other Lifting, handling, etc.machinery	8683	73	8600	71
168429 Self-propelled bulldozers, angle dozers etc.	47431	389		
168431 Parts suitable of machinery	616	5	4439	36
168433 Harvesting or threshing machinery	3092	26		
168436 Other agri, horti, poltry-kep machinery	1002794	8288	952710	7788
168438 Machinery n.i.e	6689	56	91378	747
168441 Other machinery making pulp/paper/board	11820	99	24078	197
168442 Machinery,apparatus,& equpment	16387	135	27143	222
168443 Printing machinery	119727	994	55446	453
168448 Auxiliary mach for extrd, drw mch etc.	3888	33	31	0
168450 Household/laundry-type washing mach	632	5		
168451 Machinery for washing, cleaning etc.	17003	139	1042	9
168452 Sewing machines, n/book sewng mach	667663	5534	499500	4089
168453 Machinery, preparing, tanning etc.	8000	67		
168455 Metal rollng mills and rolls thereof			12388	101
168459 Machine-tools drilling, boring etc.	177	2		
168461 Machine-tools planing, shaping etc.	180	2		
168462 Machine-tools forging, hammering etc.			6740	55
168463 Other machine-tools for working metal	354	3	2316	19
168465 Machine-tools working stapling, wood, etc.			175	1
168466 Parts & accessories for machine-tools	899	8	8641	71
168467 Tools for working in the hand etc.	7473	63	13497	111
168470 Calculating machines etc			863	7
168471 Automatic data processing machines etc.	2472434	20516	1918023	15666
168473 Parts & accessories of office machineries	2544	22	3533	29
168474 Machinery washing, crushing etc.	24093	199		
168477 Machinery for working rubber/plastics	2618	22	1051	9
168478 Machinery preparng/making up tobaco	3937	32	34890	286
168479 Mechanical appl indivial func. n.i.e	87378	718	121935	999
168480 Moulding boxes for metal foundry etc.	3	0		
168481 Taps, cocks, valves & similar etc.	62143	512	67951	555

Import payments by countries /commodities Table-3.2 (Contd.)
(Four digit level HS code)

(First two digit section, second two digit chapter and last two digit indicate four digit level commodities)

(Amount in thousand)

HS Code - Countries/Commodities	2024 - 2025		2025 - 2026	
	Amount (BDT)	Amount (USD)	Amount (BDT)	Amount (USD)
168482 Ball/ roller bearings	18826	155	15375	126
168483 Transmission shafts, crank, bearing etc.	3641	30	1919	16
168484 Gaskets & similar joints of metal sheeting etc.	2503	21	5559	45
168487 Machinery parts,not cont. elect. connectors	2247	19	2791	23
168500 Electrical machinery and equipment and parts thereof; sound recorders and reproducers, television imageand sound recorders and reproducers and parts and accessories of such articles	**3180795**	**26383**	**1889903**	**15439**
168501 Electric motors and generator	5485	45	6929	57
168502 Electric generating sets, rotary converters	171915	1420	102564	838
168503 Parts electric motor,gen. Set	109	1	10	0
168504 Electric transformer, inductors etc.	38365	315	35855	293
168506 Primary cels & primary baterie			521	4
168507 Electric accumulator;	130	1	1076	9
168508 Vcuum cleaners	1571	13	2746	22
168509 Eletro-mechanical domestic appliances	688	6	843	7
168511 Electrical ignition equipment, etc.	56	0	2985	24
168512 Electrical lighting/signaling equipment,etc	451	4	101447	830
168513 Portable electric lamps, dry batteries	325	3		
168514 Industrial/lab electric furnaces, ovens, etc.			114	1
168515 Electric laser/photon beam , etc.	9223	76	2699	22
168516 Electric storage water heater, etc.	47648	394	74574	609
168517 Telephone sets , other apparatus etc.	957417	7995	406932	3320
168518 Microphones & stands therefor;	2270	19	1874	15
168519 Sound recording apparatus	229	2	248	2
168521 Video-recording apparatus	44	0		
168523 Discs, tapes, smart cards etc.	798275	6601	530649	4331
168524 Flat panel display module	57221	473	28019	229
168525 Transmission appart radio-tel, etc.	11712	98	1142	9
168526 Radar apts,radio remote,etc apts	504	4	63	1
168527 Reception apts for radio broadcasting	61	1		
168528 Monitors and projectors etc.	11650	96	7617	62
168528 Monitors and projectors,not incorporating television reception apparatus;reception apparatus for television,whether or not incorporating radio broadcast receivers or sound or videorecording or reproducing apparatus	209522	1738	27895	229
168529 Parts suitable for use solely or principally with the apparatus of headings Nos.85.25 to 85.28	67611	559	29817	244
168529 Parts,trans,reception etc.,apts	1613	13	25759	210
168530 Electrical signaling, traffic control equp etc.	886	7	443	4
168531 Electrical sound/visual sig apts	23902	199	20232	165
168532 Electrical capacitors, fixed,variable etc.	20635	170	9190	75
168533 Electrical resistors, not heating	2350	19		
168534 Printed circuits			855	7
168535 Electrical apts for switching > 1000 volts			81	1

Import payments by countries /commodities Table-3.2 (Contd.)
(Four digit level HS code)

(First two digit section, second two digit chapter and last two digit indicate four digit level commodities)

(Amount in thousand)

HS Code - Countries/Commodities	2024 - 2025		2025 - 2026	
	Amount (BDT)	Amount (USD)	Amount (BDT)	Amount (USD)
168536 Electrical apparatus for switching or protecting electrical circuits,or for making connections to or in electrical circuits for a voltage notexceeding 1,000 volts; connectors for optical fibres,optical fibres,optical fibre bundles or cables	421	3	6751	55
168536 Electrical apts for switching 1000 volts	4957	41	7719	63
168537 Boards, panels, consols, etc.	507677	4204	364708	2983
168538 Parts: of electrical switching,apts.	11353	94	4639	38
168539 Electric filament or discharge lamos, including sealed beam lamp units and ultra-violet or infra-red lamps; arc-lamps;light -emitting diode (LED) lamps.	7	0		
168539 Electric filament/discharge lamps	282	2	699	6
168540 Thermionic,cold cathode valves etc.	53757	448	5931	48
168541 Diodes, transistors, semi-conductor etc.	20060	166	2691	22
168542 Electronic, integrated circuits	99806	819	7468	61
168543 Electrical machines & apts. n.i.e.	3690	31	14462	118
168544 Insulatd wire, cable etc.	33521	277	51005	417
168545 Carbon electrodes, carbon brushes etc.			248	2
168547 Insulating fitting for electrical machines	3397	28	380	3
168548 Electrical parts of machinery or apparatus, not specified or included elsewhere in th			23	0
170000 Vehicales, Aircraft, Vessels and Associated Transport Equipment	**622784**	**5148**	**584093**	**4776**
178700 Vehicles other than railway or tramway rollingstock, and parts and accessories thereof	**594342**	**4915**	**579316**	**4737**
178702 Motor vehicales, public-passengers			29894	244
178703 Motor car, other motor vehicles	118544	984	139068	1137
178703 Motor cars and other motor vehicles principally designed for the transport of the persons(other than those of heading No. 87.02) including station wagons and racing cars	165600	1380		
178704 Motor vehicles for goods transport			13244	108
178708 Parts,accessories, motor vehicles	35245	290	20120	165
178709 Works truck,self-propelled			39	0
178713 Carriages for disabled persons			2277	19
178714 Parts,accessories, of motorcycle/bicycles	273430	2248	374661	3064
178716 Trailer & semi-trailers;	1523	13	12	0
178800 Aircraft, spacecraft and parts thereof	**28442**	**233**	**4778**	**39**
178802 Other aircraft, helicopters etc.	2194	18		
178807 Parts of goods heading 88.01, 88.02 or 88.06	26249	215	4778	39
180000 Optical, Photographic, Cinematographic, Measuring, Checking, Precision, Medical Orsurgical Instruments and Apparatus; Clocks and Watches; Musical Instruments; Parts and Accessories Thereof	**925347**	**7645**	**957385**	**7826**
189000 Optical, photographic, cinematographic, measuring, checking, precision, medical orsurgical instruments and apparatus; parts and accessories thereof	**925237**	**7644**	**955611**	**7811**
189001 Optical fibres etc	76865	637	83087	679
189002 Lenses, prisims, mirrors etc.			267	2

Import payments by countries /commodities Table-3.2 (Contd.)
(Four digit level HS code)

(First two digit section, second two digit chapter and last two digit indicate four digit level commodities)

(Amount in thousand)

HS Code - Countries/Commodities	2024 - 2025		2025 - 2026	
	Amount (BDT)	Amount (USD)	Amount (BDT)	Amount (USD)
189004 Spectacles,goggles, etc.	1306	11	123	1
189015 Surveying, hydrographic etc.	963	8		
189017 Drawing, marking-out etc. inst.	77	1	60	0
189018 Instruments in medical,surgical, etc.	435493	3596	471285	3854
189019 Mechano-therapy,etc,appliances	841	7	171	1
189020 Other breathing appliance,gas masks	5	0		
189021 Orthopaedic,appliances etc.	64816	536	82100	671
189022 Appratus based on x-ray,alpha, etc.	17579	147	8799	72
189023 Instruments demonstrationl purposes	5597	47	847	7
189024 Machines, hardness,strength test etc.	7005	57	2984	24
189025 Hydrometers,thermometers etc.	2198	18	1001	8
189026 Instruments, checking flow,level etc.	189856	1566	99744	813
189027 Instruments, physical, chemical analysis etc.	111924	925	176197	1441
189029 Revolution counters,taximeters etc.	207	2	209	2
189030 Oscilloscopes, spectrum analysers etc.,	1223	10	1340	11
189031 Measuring/checking instrument	279	2	4048	33
189032 Automatic regulating instru	7729	63	12615	103
189033 Parts & accessories n.i.s	1273	10	10735	88
189100 Clocks and watches and parts thereof	**5**	**0**	**86**	**1**
189101 Wrist, pocket-watches etc w/ precious metal			86	1
189114 Other clock or watch parts	5	0		
189200 Musical instruments; parts and accessories	**105**	**1**	**1689**	**14**
189201 Pianos,harpsichords etc.	30	0	30	0
189207 Musical instruments etc.	75	1		
189209 Parts of musical instruments			1659	14
180000 Optical, photographic, clocks, musical instruments etc.	**2397**	**20**	**15823**	**130**
189000 Optical, photographic, etc.	**2397**	**20**	**15823**	**130**
189018 Instruments in medical,surgical, etc.	2397	20	15823	130
200000 Miscellaneous Manufactured Articles	**246315**	**2042**	**124050**	**1015**
209400 Furniture; bedding, mattresses, mattress supports, cushions and similar stuffed furnishings; lamps and light fittings, not elsewhere specified or included; illuminated signs, illuminatednameplates and the like; prefabricated buildings	**148373**	**1228**	**66472**	**544**
209401 Seats and parts	33118	274	10742	88
209402 Medical, surgical, dental furniture	24782	208	16580	136
209403 Other furniture & parts	24423	202	14724	121
209404 Mattress supports;	905	7	421	3
209405 Lamps and lighting fittings & parts	5449	45	10440	85
209406 Prefabricated buildings	59696	492	13564	111
209500 Toys, games and sports requisites; parts and accessories thereof	**1126**	**9**	**1669**	**14**
209503 Tricycles, scooters, pedal cars etc.	835	7	1662	14
209505 Festive,carnival & articles			7	0
209506 Articlese for gymnastics, sports etc.	291	2		
209600 Miscellaneous manufactured articles	**96817**	**805**	**55909**	**457**

Import payments by countries /commodities Table-3.2 (Contd.)
(Four digit level HS code)

(First two digit section, second two digit chapter and last two digit indicate four digit level commodities)

(Amount in thousand)

HS Code - Countries/Commodities	2024 - 2025		2025 - 2026	
	Amount (BDT)	Amount (USD)	Amount (BDT)	Amount (USD)
209603 Brooms, brushes, etc.	7771	65	5804	48
209606 Buttons, press/snap-fasteners, etc	213	2	52	0
209607 Slide fasteners and parts	4280	36		
209608 Ball point pens & markers	4767	39	6498	53
209609 Pencils, crayons etc.	256	2		
209612 Typewriter ribbons,inked, etc.	35729	296	28413	232
209616 Scent/toilet sprays, etc	23	0		
209619 Sanitary towels , napkins etc.	43777	364	15142	124
Maldives	**416798**	**3454**	**335928**	**2749**
010000 Live Animals and Animal Products	**20027**	**164**	**8037**	**66**
010500 Products of animal origin, not elsewhere specified orincluded	**20027**	**164**	**8037**	**66**
010511 Animal products, nes	20027	164	8037	66
040000 Prepared foodstuffs; Beverages, Spirits and vineger; Tobacco and manufactured tobacco substitues	**368476**	**3051**	**327891**	**2683**
042300 Residues and waste from the food industries; Prepared animal fodder	**368476**	**3051**	**327891**	**2683**
042309 Preparations of a kind used in animal feeding	368476	3051	327891	2683
050000 Mineral Products	**19407**	**163**		
052700 Mineral fuels, mineral oilsand products of their distillation bituminous substances; mineral waxes	**19407**	**163**		
052711 Petroleum gases & other gaseous hydrocarbons	19407	163		
060000 Products of the Chemical or Allied Industries	**4080**	**34**		
063400 Soap, organic surf-active agents, lubricating etc.	**4080**	**34**		
063402 Organic surfac-active agents	4080	34		
150000 Base Metals & Articles of Base Metal	**4808**	**41**		
157200 Iron and Steel	**4808**	**41**		
157204 Ferrous waste & scrap	4808	41		
Mali	**29935685**	**248704**	**15835421**	**129490**
020000 Vegetable Products	**1662**	**14**	**6890**	**56**
021300 Lac; Gums, Resins and other vegetable saps and extracts	**1662**	**14**	**6890**	**56**
021301 Lac; natural gum, gum-resin etc.	1662	14	6890	56
110000 Textiles & Textile Articles	**29933999**	**248690**	**15828531**	**129434**
115200 Cotton	**29933999**	**248690**	**15828531**	**129434**
115201 Cotton not carded or combed	29932108	248674	15828531	129434
115208 Woven fabrics of cotton ,>= weg 85%+ , 200g/m.sq.	1891	16		
200000 Miscellaneous Manufactured Articles	**23**	**0**		
209600 Miscellaneous manufactured articles	**23**	**0**		
209606 Buttons, press/snap-fasteners, etc	23	0		
Malta	**384358**	**3183**	**473007**	**3867**
020000 Vegetable Products	**4632**	**38**	**11857**	**97**
021100 Products of the milling industry; Malt; Starces; Inulin; Eheat gluten	**4632**	**38**	**11857**	**97**
021102 Cereal flours other than wheat/meslin	4632	38	11857	97

Import payments by countries /commodities Table-3.2 (Contd.)
(Four digit level HS code)

(First two digit section, second two digit chapter and last two digit indicate four digit level commodities)

(Amount in thousand)

HS Code - Countries/Commodities	2024 - 2025		2025 - 2026	
	Amount (BDT)	Amount (USD)	Amount (BDT)	Amount (USD)
040000 Prepared foodstuffs; Beverages, Spirits and vineger; Tobacco and manufactured tobacco substitues	**78446**	**645**	**150761**	**1233**
041900 Preparations of cereals, flour, starch or milk; pastry cooks' products	**533**	**4**	**1021**	**8**
041901 Malt extract;	533	4	359	3
041904 Prepared foods obtained,cereal products,			661	5
042100 Miscellaneous edible preparations	**77913**	**641**	**149740**	**1225**
042102 Yeast; baking powder	8323	69	14802	121
042103 Sauces and preparations thereof	3991	34	7193	59
042106 Food preparations n.e.s	65599	538	127745	1045
060000 Products of the Chemical or Allied Industries	**12632**	**106**	**3634**	**30**
062800 Inorganic chemicals; organic or inorganic compounds of precious metals, of rare-earth metals, of radioactive elements or of isotopes	**388**	**3**	**720**	**6**
062836 Carbonates; peroxocarbonates	388	3	720	6
062900 Organic chemicals	**11961**	**100**	**2427**	**20**
062922 Oxygen-function amino-compound			954	8
062933 Heterocyclic comp w/nitrogen			1473	12
062934 Nucleic acids & their salts;	7655	64		
062937 Hormones, prostaglandins etc.	458	4		
062942 Other organic compounds	3849	32		
063800 Miscellaneous chemical products	**283**	**2**	**487**	**4**
063822 Diagnostic or laboratory reagents	283	2	487	4
070000 Plastics & Rubber Articles Thereof	**2450**	**21**	**6389**	**52**
073900 Plastics and articles thereof	**2412**	**20**	**6227**	**51**
073915 Waste,parings & scrap or plastic	2177	18	6161	50
073926 Other plastics & articles	235	2	66	1
074000 Rubber and articles thereof	**38**	**0**	**162**	**1**
074016 Other articles of vulcanised rubber	38	0	162	1
100000 Pulp of wood or of other fibrous cellulosic material; recovered (waste and scrap) paper or paperboard; paper and paperboard and articles thereof	**283819**	**2354**	**291473**	**2383**
104900 Printed books, newspapers, pictures etc.	**283819**	**2354**	**291473**	**2383**
104907 Unused postage,revenue stamps etc	161689	1359		
104911 Other printed mattrer	122129	995	291473	2383
150000 Base Metals & Articles of Base Metal	**39**	**0**	**7**	**0**
157300 Articles of Iron and Steel	**39**	**0**	**7**	**0**
157306 Other tubes, pipes & hollow profiles			7	0
157318 Screws,bolts,nuts, etc.	39	0		
160000 Machinery and mechanical appliances; electrical equipment; parts thereof; soundrecorders and reproducers, television image and soundrecorders and reproducers; and parts and accessories of such articles	**1823**	**15**	**8455**	**69**
168400 Nuclear reactors, boilers, machinery and mechanical appliances; parts thereof	**1210**	**10**	**1702**	**14**
168413 Pumps for liquids	922	8	548	4
168415 Air conditioning machines			306	2
168418 Refrigerators,freezers & othr			163	1

Import payments by countries /commodities Table-3.2 (Contd.)
(Four digit level HS code)

(First two digit section, second two digit chapter and last two digit indicate four digit level commodities)

(Amount in thousand)

HS Code - Countries/Commodities	2024 - 2025		2025 - 2026	
	Amount (BDT)	Amount (USD)	Amount (BDT)	Amount (USD)
168421 Centrifuges, filtering machinery rtc.	164	1		
168467 Tools for working in the hand etc.	115	1		
168478 Machinery preparng/making up tobaco			235	2
168483 Transmission shafts, crank, bearing etc.	8	0	450	4
168500 Electrical machinery and equipment and parts thereof; sound recorders and reproducers, television imageand sound recorders and reproducers and parts and accessories of such articles	**613**	**5**	**6753**	**55**
168501 Electric motors and generator			46	0
168504 Electric transformer, inductors etc.	0	0		
168516 Electric storage water heater, etc.	81	1	1346	11
168536 Electrical apparatus for switching or protecting electrical circuits,or for making connections to or in electrical circuits for a voltage notexceeding 1,000 volts; connectors for optical fibres,optical fibres,optical fibre bundles or cables			213	2
168536 Electrical apts for switching 1000 volts	204	2		
168537 Boards, panels, consols, etc.			3664	30
168538 Parts: of electrical switching,apts.			1483	12
168544 Insulatd wire, cable etc.	329	3		
180000 Optical, Photographic, Cinematographic, Measuring, Checking, Precision, Medical Orsurgical Instruments and Apparatus; Clocks and Watches; Musical Instruments; Parts and Accessories Thereof	**517**	**4**	**430**	**4**
189000 Optical, photographic, cinematographic, measuring, checking, precision, medical orsurgical instruments and apparatus; parts and accessories thereof	**517**	**4**	**430**	**4**
189025 Hydrometers,thermometers etc.	11	0		
189027 Instruments, physical, chemical analysis etc.			202	2
189031 Measuring/checking instrument	506	4	154	1
189032 Automatic regulating instru			74	1
Mauritania	**77065**	**636**	**122318**	**999**
010000 Live Animals and Animal Products	**76788**	**634**	**122318**	**999**
010300 Fish and crustaceans, molluscs and other aquatic invertebrates	**76788**	**634**	**122318**	**999**
010303 Fish frozen excld. fish fillet	76788	634	122318	999
040000 Prepared foodstuffs; Beverages, Spirits and vineger; Tobacco and manufactured tobacco substitues	**276**	**2**		
041700 Sugars and sugar confectionery	**276**	**2**		
041701 Cane or beet sugar,in solid form	276	2		
Mauritius	**85957**	**715**	**207604**	**1696**
030000 Animal or vegetable fats and oils and their cleavage products; prepared edible fats; animal or vegetable waxes	**17078**	**140**	**7348**	**60**
031500 Animal or vegetable fats and oils and their cleavage products; prepared edible fats; animal or vegetable waxes	**17078**	**140**	**7348**	**60**
031504 Fats and oils & their fractions	17078	140	7348	60
040000 Prepared foodstuffs; Beverages, Spirits and vineger; Tobacco and manufactured tobacco substitues	**4323**	**36**	**82651**	**674**
041700 Sugars and sugar confectionery	**4323**	**36**	**13062**	**107**

Import payments by countries /commodities Table-3.2 (Contd.)
(Four digit level HS code)

(First two digit section, second two digit chapter and last two digit indicate four digit level commodities)

(Amount in thousand)

HS Code - Countries/Commodities	2024 - 2025		2025 - 2026	
	Amount (BDT)	Amount (USD)	Amount (BDT)	Amount (USD)
041701 Cane or beet sugar,in solid form	4323	36	13062	107
042300 Residues and waste from the food industries; Prepared animal fodder			**69589**	**568**
042309 Preparations of a kind used in animal feeding			69589	568
060000 Products of the Chemical or Allied Industries	**4940**	**41**	**1602**	**13**
063400 Soap, organic surf-active agents, lubricating etc.			**262**	**2**
063402 Organic surfac-active agents			262	2
063800 Miscellaneous chemical products	**4940**	**41**	**1340**	**11**
063809 Finishing agents,dye carriers etc.	1032	9	1052	9
063822 Diagnostic or laboratory reagents	3454	28		
063824 Prepared binders for foundry moulds;	454	4	288	2
070000 Plastics & Rubber Articles Thereof	**1507**	**13**		
073900 Plastics and articles thereof	**1507**	**13**		
073915 Waste,parings & scrap or plastic	1507	13		
100000 Pulp of wood or of other fibrous cellulosic material; recovered (waste and scrap) paper or paperboard; paper and paperboard and articles thereof	**1089**	**9**		
104800 Paper and paperboard; articles of paper pulp, of paper or of paperboard	**1089**	**9**		
104823 Other paper/board cellulose wadding etc.	1089	9		
110000 Textiles & Textile Articles	**52956**	**444**	**98423**	**805**
115200 Cotton	**29074**	**243**	**48399**	**396**
115205 Cotton yarn , cont 85%+ weg cotton	29074	243	42356	346
115206 Cotton yarn, less than 85% weg cotton			4666	38
115208 Woven fabrics of cotton ,>= weg 85%+ , 200g/m.sq.			1377	11
115400 Man-made filaments	**12489**	**104**	**6245**	**51**
115401 Sewing thread of man-made filaments			900	7
115402 Synthetic filament yarn	12489	104	3196	26
115403 Artificial filment yarn			2149	18
115500 Man-made staple fibres			**1559**	**13**
115506 Synthetic staple fibres, carded, combed			1559	13
115600 Wadding, felt and nonwovens; special yarns etc.			**544**	**4**
115601 Wadding text mterials fibre & articles			12	0
115605 Metalised yarn			526	4
115609 Artificial yarn, strip, twine etc. n.e.s.			7	0
115800 Special woven fabrics; tufted text. Fabrics; lace; tapestries; trimmings; embroidery			**588**	**5**
115804 Tulles & other net fabrics			204	2
115810 Embroidery in the piece, in strips			384	3
116000 Knitted or crocheted fabrics	**11394**	**96**	**40944**	**335**
116004 Knitted or crochetd fabrics, exd.30 cm			9404	77
116006 Other knitted or crochet fabrics	11394	96	31540	258
116100 Articles of apparel & cloth accessories, knitted/crocheted			**142**	**1**
116117 Other made up clothing accessories			142	1

Import payments by countries /commodities Table-3.2 (Contd.)
(Four digit level HS code)

(First two digit section, second two digit chapter and last two digit indicate four digit level commodities)

(Amount in thousand)

HS Code - Countries/Commodities	2024 - 2025		2025 - 2026	
	Amount (BDT)	Amount (USD)	Amount (BDT)	Amount (USD)
150000 Base Metals & Articles of Base Metal			**10262**	**84**
157200 Iron and Steel			**10262**	**84**
157204 Ferrous waste & scrap			10262	84
160000 Machinery and mechanical appliances; electrical equipment; parts thereof; soundrecorders and reproducers, television image and soundrecorders and reproducers; and parts and accessories of such articles	**244**	**2**		
168400 Nuclear reactors, boilers, machinery and mechanical appliances; parts thereof	**244**	**2**		
168448 Auxiliary mach for extrd, drw mch etc.	244	2		
180000 Optical, Photographic, Cinematographic, Measuring, Checking, Precision, Medical Orsurgical Instruments and Apparatus; Clocks and Watches; Musical Instruments; Parts and Accessories Thereof	**3820**	**31**	**7318**	**60**
189000 Optical, photographic, cinematographic, measuring, checking, precision, medical orsurgical instruments and apparatus; parts and accessories thereof	**3820**	**31**	**7318**	**60**
189018 Instruments in medical,surgical, etc.	366	3	4112	34
189027 Instruments, physical, chemical analysis etc.	3454	28	2869	24
189033 Parts & accessories n.i.s			336	3
Mexico	**4402015**	**36392**	**2549218**	**20854**
010000 Live Animals and Animal Products	**3171**	**26**	**364**	**3**
010100 Live animals	**850**	**7**	**364**	**3**
010106 Other live animals	850	7	364	3
010400 Dairy produce; bird's eggs; natural honey; Edible products of animal origin, not elsewhere specified or included.	**2321**	**19**		
010409 Natural honey	2321	19		
020000 Vegetable Products	**4196**	**35**	**1783**	**15**
021000 Cereals			**1230**	**10**
021005 Maize (corn)			1230	10
021300 Lac; Gums, Resins and other vegetable saps and extracts			**553**	**5**
021302 Vegetable saps and extracts;			553	5
021400 Vegetable plaiting meterails; Vegetable products not elsewhere specified or included	**4196**	**35**		
021404 Vegetable products n.e.s	4196	35		
040000 Prepared foodstuffs; Beverages, Spirits and vineger; Tobacco and manufactured tobacco substitues	**172306**	**1417**	**67172**	**549**
042200 Beverages, spirits and vinegar	**9270**	**77**	**6797**	**55**
042203 Beer made from malt	3008	25	3442	28
042208 Undenaturd ethyl alcohol vol. 0%	6262	52	3355	27
042300 Residues and waste from the food industries; Prepared animal fodder	**163036**	**1340**	**60375**	**493**
042304 Oil-cake & other , soya-bean oil	93114	763		
042309 Preparations of a kind used in animal feeding	69922	577	60375	493
050000 Mineral Products	**25715**	**210**	**4447**	**36**
052500 Salt; sulphur; earths and stone; plastering materials, lime and cement	**4719**	**39**	**4447**	**36**
052512 Siliceous fossil meals, etc.	4719	39	4447	36

Import payments by countries /commodities Table-3.2 (Contd.)
(Four digit level HS code)

(First two digit section, second two digit chapter and last two digit indicate four digit level commodities)

(Amount in thousand)

HS Code - Countries/Commodities	2024 - 2025		2025 - 2026	
	Amount (BDT)	Amount (USD)	Amount (BDT)	Amount (USD)
052700 Mineral fuels, mineral oilsand products of their distillation bituminous substances; mineral waxes	**20996**	**171**		
052710 Petroleum oils and oils obtained from bituminous minerals,other than crude; preparations not elsewherespecified or included,containing by weight 70% or more of petroleum oils or of oils obtained from bituminous minerals,these oils being the basic constituents of the preparation;waste oils	20996	171		
060000 Products of the Chemical or Allied Industries	**1041048**	**8642**	**648350**	**5301**
062800 Inorganic chemicals; organic or inorganic compounds of precious metals, of rare-earth metals, of radioactive elements or of isotopes	**78595**	**647**	**70418**	**578**
062811 Other inorganic acids, other inorganic oxygen	1164	10	3786	31
062827 Chloride/bromide/iodides	6	0		
062831 Dithionites and sulphoxylates	1	0		
062833 Sulphate alums, peroxosulphate	18147	151		
062842 Other salt of inorganic acids/peroxoacids			1187	10
062843 Colloidal precious metals, silver/gold compounds	59278	487	65445	537
062900 Organic chemicals	**487848**	**4040**	**410976**	**3358**
062918 Carboxylic acids	319226	2644	271955	2223
062922 Oxygen-function amino-compound	56260	467	61736	503
062925 Carboxyimide imine-func. Comp.	378	3		
062930 Organo-sulphur compounds	7809	64	5734	47
062932 Heterocyclic compound w/oxygen	23712	198		
062933 Heterocyclic comp w/nitrogen	14577	121	6773	55
062934 Nucleic acids & their salts;	20017	165	32455	265
062936 Provitamins & vitamins etc.			303	2
062937 Hormones, prostaglandins etc.	28125	231	5554	45
062941 Antibiotics	5909	49	5158	42
062942 Other organic compounds	11835	99	21307	175
063000 Pharmaceutical products	**30310**	**250**	**13382**	**109**
063002 Humn & animal blood	20367	168	10312	84
063006 Pharmaceutical goods	9943	82	3070	25
063100 Fertilisers	**28305**	**232**		
063105 Mineralor chemical fertilizers cont. nitr,phos,potaas	28305	232		
063200 Tanning or dyeing extracts; Tannins and their derivatives; Dyes, pigments and other colouring matter; Paints and varnishes; Putty and other mastics; Inks	**364097**	**3042**	**129249**	**1058**
063204 Synthetic organic colouring matter	86859	720	59978	492
063205 Colour lakes	1795	15	2790	23
063206 Other Colouring matter;	275437	2307	66481	543
063213 Artist student or signbord painters'	6	0		
063400 Soap, organic surf-active agents, lubricating etc.	**1552**	**13**	**3079**	**25**
063401 Soap;organic surfac-active prodts & preparations	166	1		
063402 Organic surfac-active agents	1052	9	2094	17

Import payments by countries /commodities Table-3.2 (Contd.)
(Four digit level HS code)

(First two digit section, second two digit chapter and last two digit indicate four digit level commodities)

(Amount in thousand)

HS Code - Countries/Commodities	2024 - 2025		2025 - 2026	
	Amount (BDT)	Amount (USD)	Amount (BDT)	Amount (USD)
063403 Lubricat preparations etc.			985	8
063404 Artificial wax & prepared wax	333	3		
063406 Candles,tapers and the like	2	0		
063800 Miscellaneous chemical products	**50340**	**418**	**21246**	**174**
063802 Activated carbon, animal black etc.	3951	33	6507	53
063808 Insecticides, rodenticides etc.	6993	57		
063809 Finishing agents,dye carriers etc.	6915	58	1537	13
063821 Prepared culture media	2	0	1	0
063822 Diagnostic or laboratory reagents	657	5	12588	103
063824 Prepared binders for foundry moulds;	31822	265	614	5
070000 Plastics & Rubber Articles Thereof	**34882**	**291**	**13645**	**111**
073900 Plastics and articles thereof	**25964**	**216**	**899**	**7**
073909 Amino-resins, in primary forms	22824	190		
073912 Cellulose & chemical dertives in primary	281	2		
073917 Tube, pipe & hoses etc of plastics	2682	22	390	3
073921 Other Plates, sheets etc. of plastics			53	0
073926 Other plastics & articles	178	1	456	4
074000 Rubber and articles thereof	**8918**	**74**	**12746**	**104**
074002 Synthetic rub/factice deriv from oil			6168	50
074006 Other forms & article of rubber			6	0
074009 Tubes pipes & hoses etc.			615	5
074010 Conveyor/transmisions belts of rub	59	0	315	3
074016 Other articles of vulcanised rubber	8859	74	5642	46
080000 Raw Hides and Skins, Leather and Articles Thereof; Saddlery and Harness; Travel Goods, Handbags nad Similar Containers; Articles of Animal Gut	**1371**	**11**	**16559**	**135**
084100 Raw hides and skins and leather			**3103**	**25**
084107 Leather further prepared aft tann,of bovine			3103	25
084200 Articles of leather; saddlery and harness, travel goods, handbags and similar containers; articles of animal gut	**1371**	**11**	**13456**	**110**
084203 Articles/ composition of leather	1371	11	13456	110
090000 Wood and Articles of Wood; Wood Charcoal; Cork and Articles of Cork; Manufactures of Straw, of Esparto or Other Plaiting Materials; Basketware & Wickerwork	**13**	**0**		
094400 Wood and articles of wood; wood charcoal	**13**	**0**		
094409 Wood coniferous/non-coniferous	13	0		
100000 Pulp of wood or of other fibrous cellulosic material; recovered (waste and scrap) paper or paperboard; paper and paperboard and articles thereof	**1001**	**8**	**1929**	**16**
104800 Paper and paperboard; articles of paper pulp, of paper or of paperboard	**1001**	**8**	**1929**	**16**
104821 Paper/board labels of all kind	1001	8	1640	13
104823 Other paper/board cellulose wadding etc.			289	2
110000 Textiles & Textile Articles	**1528365**	**12585**	**635950**	**5209**
115100 Wool, fine or coarse animal hair; woven fabric	**964**	**8**	**100**	**1**

Import payments by countries /commodities Table-3.2 (Contd.)
(Four digit level HS code)

(First two digit section, second two digit chapter and last two digit indicate four digit level commodities)

(Amount in thousand)

HS Code - Countries/Commodities	2024 - 2025		2025 - 2026	
	Amount (BDT)	Amount (USD)	Amount (BDT)	Amount (USD)
115111 Woven fabrics of carded wool/fine animal hair	964	8	100	1
115200 Cotton	**1517781**	**12496**	**618043**	**5063**
115201 Cotton not carded or combed	1513348	12459	607746	4979
115208 Woven fabrics of cotton ,>= weg 85%+ , 200g/m.sq.			7930	65
115209 Woven fabrics of cotton ,>= weg 85%+ , > 200g/m.sq.	4433	37	2367	19
115400 Man-made filaments	**1950**	**16**	**6664**	**55**
115402 Synthetic filament yarn	1950	16	6664	55
115800 Special woven fabrics; tufted text. Fabrics; lace; tapestries; trimmings; embroidery			**676**	**6**
115806 Narrow woven fabrics			86	1
115807 Labeles, badges & similar articles text			591	5
115900 Impregnated, coated, covered textile fabrics etc.	**7670**	**65**	**10454**	**85**
115902 Tyre cord fabrics	7670	65		
115903 Tex fabrics impregnated,coated etc			9329	76
115909 Text hosepiping & similr tex tubing			1125	9
116100 Articles of apparel & cloth accessories, knitted/crocheted			**13**	**0**
116112 Track suits, ski suit & swimwear			13	0
120000 Footwear,Hradgear, Umbrellas, Sun Umbrellas, Walking Sticks, Seat-Sticks, Whips, Riding-Crops and Parts Thereof Etc			**294**	**2**
126500 Headgear and parts thereof			**294**	**2**
126507 Head-bands, linings, covers etc			294	2
130000 Articles of Stone, Plaster, Cement, Asbestos, Mica or Similar Materials; Ceramic Products; Glass and Glassware	**23305**	**194**	**31327**	**256**
136800 Articles of stone, plaster, asbestos, mica etc.	**30**	**0**	**1303**	**11**
136804 Millstone, grindstone, grinding wheel etc.	16	0	5	0
136806 Slag wool, rock wool etc.			1298	11
136815 Articles of stone/other mineral lsubs	15	0		
136900 Ceramic products	**1896**	**16**	**2934**	**24**
136903 Other refractory ceramic goods	1896	16		
136909 Ceramic wares for lab, chemical uses etc.			2934	24
137000 Glass and glassware	**21379**	**178**	**27090**	**221**
137007 Safety glass, laminated glass, etc.			40	0
137010 Carboys, bottles, flasks, jar etc.	21379	178	27050	221
150000 Base Metals & Articles of Base Metal	**11644**	**97**	**12105**	**99**
157300 Articles of Iron and Steel	**10493**	**87**	**8903**	**73**
157306 Other tubes, pipes & hollow profiles			1071	9
157307 Tubes/ pipes fittings of iron / steel	1896	16	489	4
157308 Structures & parts of structures			50	0
157310 Tanks, casks, drums etc.			18	0
157317 Nails,tacks,drawing pins etc.	533	5	309	3
157318 Screws,bolts,nuts, etc.	1144	9	2754	22
157319 Sewing/knitting needles, etc.			3	0

Import payments by countries /commodities Table-3.2 (Contd.)
(Four digit level HS code)

(First two digit section, second two digit chapter and last two digit indicate four digit level commodities)

(Amount in thousand)

HS Code - Countries/Commodities	2024 - 2025		2025 - 2026	
	Amount (BDT)	Amount (USD)	Amount (BDT)	Amount (USD)
157320 Springs &leaves for springs	5411	45	2560	21
157322 Radiators for central heating	128	1		
157323 Table,kitchen articlese,of iron	629	5		
157324 Sanitary ware & parts, of iron/ steel			98	1
157325 Other cast articles,of iron or stl			37	0
157326 Other articles of iron or steel	751	6	1515	12
157400 Copper and Articles Thereof			**11**	**0**
157412 Copper tube or pipe fittings			11	0
157600 Aluminium and Articles Thereof	**55**	**0**		
157612 Aluminium cask, drum, cans, boxes, etc.	55	0		
158200 Tools, implements, cutlery, spoons and forks, of base metal; parts thereof of base metal	**271**	**2**	**575**	**5**
158202 Hands saws, blades saws etc.			29	0
158204 Hand-operated spanners & wrenches	17	0	18	0
158205 Hand tools n.i.e	193	2	527	4
158206 Tools of two or more, in sets	62	1		
158300 Miscellaneous articles of base metal	**826**	**7**	**2616**	**21**
158302 Base metal mountings,fittings & articles etc.	32	0		
158307 Flexible tubing of base metal	11	0		
158308 Clasps, frames, hooks etc.	782	7		
158309 Stoppers, caps & lids of base metal			2616	21
160000 Machinery and mechanical appliances; electrical equipment; parts thereof; soundrecorders and reproducers, television image and soundrecorders and reproducers; and parts and accessories of such articles	**1036706**	**8582**	**512378**	**4192**
168400 Nuclear reactors, boilers, machinery and mechanical appliances; parts thereof	**389006**	**3233**	**204060**	**1670**
168402 Steam /other vapour generating boilers			11924	98
168405 Producer gas/water gas generators	440	4	2097	17
168409 Parts spark-ignition pistn engin	77750	647	7860	64
168411 Turbo-jet turbo-propellers etc.	396	3		
168413 Pumps for liquids	47742	389	20670	169
168414 Air/vacum pumps, gas compressors & fans	8671	72	13276	109
168415 Air conditioning machines	21178	176	6368	52
168418 Refrigerators,freezers & othr			13769	113
168419 Machinery, plant/ lab equipments etc.			3036	25
168421 Centrifuges, filtering machinery rtc.	5264	44	6702	55
168424 Mechanical appliances & the like			16	0
168431 Parts suitable of machinery	186	2	134	1
168443 Printing machinery	523	4	350	3
168448 Auxiliary mach for extrd, drw mch etc.	4302	35	597	5
168451 Machinery for washing, cleaning etc.	1123	9	5730	47
168455 Metal rollng mills and rolls thereof			717	6
168466 Parts & accessories for machine-tools			79	1
168467 Tools for working in the hand etc.	403	3	395	3
168471 Automatic data processing machines etc.	189093	1581	27858	228

Import payments by countries /commodities Table-3.2 (Contd.)
(Four digit level HS code)

(First two digit section, second two digit chapter and last two digit indicate four digit level commodities)

(Amount in thousand)

HS Code - Countries/Commodities	2024 - 2025		2025 - 2026	
	Amount (BDT)	Amount (USD)	Amount (BDT)	Amount (USD)
168472 Other office machines	261	2		
168473 Parts & accessories of office machineries			9	0
168474 Machinery washing, crushing etc.			178	1
168477 Machinery for working rubber/plastics			41982	344
168478 Machinery preparng/making up tobaco			939	8
168479 Mechanical appl indivial func. n.i.e	243	2	7	0
168481 Taps, cocks, valves & similar etc.	15927	132	22789	186
168482 Ball/ roller bearings	2439	20	3292	27
168483 Transmission shafts, crank, bearing etc.	2965	25	306	3
168484 Gaskets & similar joints of metal sheeting etc.	1509	12	3948	32
168487 Machinery parts,not cont. elect. connectors	8590	71	9034	74
168500 Electrical machinery and equipment and parts thereof; sound recorders and reproducers, television imageand sound recorders and reproducers and parts and accessories of such articles	**647700**	**5348**	**308317**	**2522**
168501 Electric motors and generator	3064	25	7633	62
168502 Electric generating sets, rotary converters			70	1
168503 Parts electric motor,gen. Set	2073	17	4343	36
168504 Electric transformer, inductors etc.	8213	68	14933	122
168505 Electro-magnets;and articles	219	2	52	0
168507 Electric accumulator;			15	0
168511 Electrical ignition equipment, etc.	25333	209	18094	148
168512 Electrical lighting/signaling equipment,etc	98	1	537	4
168516 Electric storage water heater, etc.	25	0	877	7
168517 Telephone sets , other apparatus etc.	234183	1941	37826	309
168518 Microphones & stands therefor;	1453	12	8211	67
168519 Sound recording apparatus			475	4
168523 Discs, tapes, smart cards etc.	16	0	117	1
168525 Transmission appart radio-tel, etc.			836	7
168526 Radar apts,radio remote,etc apts			232	2
168528 Monitors and projectors,not incorporating television reception apparatus;reception apparatus for television,whether or not incorporating radio broadcast receivers or sound or videorecording or reproducing apparatus	1563	13	91	1
168529 Parts,trans,reception etc.,apts	24	0	1363	11
168530 Electrical signaling, traffic control equp etc.	79	1		
168531 Electrical sound/visual sig apts	184866	1533	196236	1606
168532 Electrical capacitors, fixed,variable etc.	11	0	19	0
168533 Electrical resistors, not heating	213	2	125	1
168535 Electrical apts for switching > 1000 volts	70	1	2	0
168536 Electrical apparatus for switching or protecting electrical circuits,or for making connections to or in electrical circuits for a voltage notexceeding 1,000 volts; connectors for optical fibres,optical fibres,optical fibre bundles or cables	573	5	772	6
168536 Electrical apts for switching 1000 volts	3139	26	2457	20

Import payments by countries /commodities Table-3.2 (Contd.)
(Four digit level HS code)

(First two digit section, second two digit chapter and last two digit indicate four digit level commodities)

(Amount in thousand)

HS Code - Countries/Commodities	2024 - 2025		2025 - 2026	
	Amount (BDT)	Amount (USD)	Amount (BDT)	Amount (USD)
168537 Boards, panels, consols, etc.	9532	79	1798	15
168538 Parts: of electrical switching,apts.	3728	31	4185	34
168539 Electric filament/discharge lamps			15	0
168541 Diodes, transistors, semi-conductor etc.	67	1	957	8
168542 Electronic, integrated circuits	165732	1353	124	1
168543 Electrical machines & apts. n.i.e.	320	3	1051	9
168544 Insulatd wire, cable etc.	3107	26	4013	33
168545 Carbon electrodes, carbon brushes etc.			860	7
170000 Vehicales, Aircraft, Vessels and Associated Transport Equipment	**38529**	**320**	**1120**	**9**
178600 Railway or tramway locomotives, rollingstock and parts thereof; railway or tramway track fixtures and fittings and parts thereof; mechanical (including electromechanical) trafficsignalling equipment of all kinds	**5022**	**41**	**371**	**3**
178607 Parts of railway or tramway locomotives	5022	41	371	3
178700 Vehicles other than railway or tramway rollingstock, and parts and accessories thereof	**33507**	**279**	**749**	**6**
178703 Motor car, other motor vehicles	32521	271		
178708 Parts,accessories, motor vehicles	986	8	749	6
180000 Optical, Photographic, Cinematographic, Measuring, Checking, Precision, Medical Orsurgical Instruments and Apparatus; Clocks and Watches; Musical Instruments; Parts and Accessories Thereof	**478871**	**3967**	**599282**	**4900**
189000 Optical, photographic, cinematographic, measuring, checking, precision, medical orsurgical instruments and apparatus; parts and accessories thereof	**478871**	**3967**	**599282**	**4900**
189014 Direction finding compasses			104	1
189018 Instruments in medical,surgical, etc.	364308	3018	508412	4157
189019 Mechano-therapy,etc,appliances	3091	26	911	7
189020 Other breathing appliance,gas masks	58	0	30	0
189021 Orthopaedic,appliances etc.	48103	398	32146	263
189022 Appratus based on x-ray,alpha, etc.	850	7	749	6
189024 Machines, hardness,strength test etc.			1914	16
189025 Hydrometers,thermometers etc.	8573	71	5656	46
189026 Instruments, checking flow,level etc.	16502	137	12945	106
189027 Instruments, physical, chemical analysis etc.	14613	121	10039	82
189029 Revolution counters,taximeters etc.	52	0	87	1
189031 Measuring/checking instrument	1019	8	1403	11
189032 Automatic regulating instru	3083	25	6950	57
189033 Parts & accessories n.i.s	18619	154	17936	146
180000 Optical, photographic, clocks, musical instruments etc.			**888**	**7**
189000 Optical, photographic, etc.			**888**	**7**
189014 Direction finding compasses			888	7
200000 Miscellaneous Manufactured Articles	**891**	**8**	**1626**	**13**

Import payments by countries /commodities Table-3.2 (Contd.)
(Four digit level HS code)

(First two digit section, second two digit chapter and last two digit indicate four digit level commodities)

(Amount in thousand)

HS Code - Countries/Commodities	2024 - 2025		2025 - 2026	
	Amount (BDT)	Amount (USD)	Amount (BDT)	Amount (USD)
209400 Furniture; bedding, mattresses, mattress supports, cushions and similar stuffed furnishings; lamps and light fittings, not elsewhere specified or included; illuminated signs, illuminatednameplates and the like; prefabricated buildings	**62**	**1**	**428**	**4**
209402 Medical, surgical, dental furniture			428	4
209405 Lamps and lighting fittings & parts	62	1		
209500 Toys, games and sports requisites; parts and accessories thereof	**38**	**0**	**66**	**1**
209503 Tricycles, scooters, pedal cars etc.	38	0	66	1
209600 Miscellaneous manufactured articles	**791**	**7**	**1132**	**9**
209603 Brooms, brushes, etc.			619	5
209606 Buttons, press/snap-fasteners, etc	715	6	513	4
209612 Typewriter ribbons,inked, etc.	76	1		
Moldovia	**47481**	**398**	**12092**	**99**
020000 Vegetable Products	**45688**	**383**	**8387**	**69**
020700 Edible vegetable and certain roots and tubers	**43147**	**362**		
020713 Dried leguminous vegt.,shelled	43147	362		
020800 Edible fruit nuts; peel of citrus fruit or melons			**6510**	**53**
020808 Apples,pears & quinces, fresh			6510	53
021200 Oil seeds and oleaginous fruits; miscellaneous grains; seeds and fruit; industrial or medicinal plants; straw and fodder	**2541**	**21**	**1877**	**15**
021206 Sunflower seeds,whether or not broken	2541	21	1877	15
040000 Prepared foodstuffs; Beverages, Spirits and vineger; Tobacco and manufactured tobacco substitues	**1582**	**13**	**3705**	**30**
042000 Preparations of vegetables, fruit, nuts or other parts of plants	**1582**	**13**	**3705**	**30**
042007 Jams,fruit jellies etc.	82	1	224	2
042009 Frut & vegetable juices	1500	13	3482	28
160000 Machinery and mechanical appliances; electrical equipment; parts thereof; soundrecorders and reproducers, television image and soundrecorders and reproducers; and parts and accessories of such articles	**211**	**2**		
168500 Electrical machinery and equipment and parts thereof; sound recorders and reproducers, television imageand sound recorders and reproducers and parts and accessories of such articles	**211**	**2**		
168516 Electric storage water heater, etc.	211	2		
Monaco			**28**	**0**
060000 Products of the Chemical or Allied Industries			**28**	**0**
063300 Essential oils & resinoids; Perfum, cosmetic or toilet preperations			**28**	**0**
063307 Pre-shave,shaving/after-shave			28	0
Montenegro	**6**	**0**		
160000 Machinery and mechanical appliances; electrical equipment; parts thereof; soundrecorders and reproducers, television image and soundrecorders and reproducers; and parts and accessories of such articles	**6**	**0**		

Import payments by countries /commodities Table-3.2 (Contd.)
(Four digit level HS code)

(First two digit section, second two digit chapter and last two digit indicate four digit level commodities)

(Amount in thousand)

HS Code - Countries/Commodities	2024 - 2025		2025 - 2026	
	Amount (BDT)	Amount (USD)	Amount (BDT)	Amount (USD)
168400 Nuclear reactors, boilers, machinery and mechanical appliances; parts thereof	**6**	**0**		
168482 Ball/ roller bearings	6	0		
Morocco	**64703333**	**534322**	**105998760**	**867561**
020000 Vegetable Products			**3161**	**26**
020800 Edible fruit nuts; peel of citrus fruit or melons			**891**	**7**
020805 Citrus fruits, fresh or dried			891	7
021200 Oil seeds and oleaginous fruits; miscellaneous grains; seeds and fruit; industrial or medicinal plants; straw and fodder			**2270**	**19**
021212 Locut bean, seaweeds sugr bet/cane etc.			2270	19
040000 Prepared foodstuffs; Beverages, Spirits and vineger; Tobacco and manufactured tobacco substitues	**48335**	**398**		
042300 Residues and waste from the food industries; Prepared animal fodder	**48335**	**398**		
042309 Preparations of a kind used in animal feeding	48335	398		
050000 Mineral Products	**1457297**	**12108**	**1268566**	**10387**
052500 Salt; sulphur; earths and stone; plastering materials, lime and cement	**1457297**	**12108**	**1268566**	**10387**
052510 Natural calcium phosphates,etc	1457297	12108	1268566	10387
060000 Products of the Chemical or Allied Industries	**63117568**	**521153**	**104692122**	**856862**
062800 Inorganic chemicals; organic or inorganic compounds of precious metals, of rare-earth metals, of radioactive elements or of isotopes	**1072106**	**8934**	**2383822**	**19472**
062809 Diphosphorus pentaoxide; phosphoric acid	1056254	8802	2315558	18913
062835 Phosphinates, phosphonates	15852	132	68264	559
063000 Pharmaceutical products	**75870**	**625**	**68365**	**558**
063002 Humn & animal blood	75870	625	68365	558
063100 Fertilisers	**61961771**	**511529**	**102236136**	**836801**
063103 Mineral or chemical fertlzers, phosphatic	21702075	178885	50454424	412813
063105 Mineralor chemical fertilizers cont. nitr,phos,potaas	40259695	332644	51781711	423987
063200 Tanning or dyeing extracts; Tannins and their derivatives; Dyes, pigments and other colouring matter; Paints and varnishes; Putty and other mastics; Inks	**7821**	**65**	**3799**	**31**
063204 Synthetic organic colouring matter	6858	57	3799	31
063208 Paints and varnishes;	964	8		
070000 Plastics & Rubber Articles Thereof	**74275**	**615**	**30233**	**247**
073900 Plastics and articles thereof	**74275**	**615**	**30233**	**247**
073926 Other plastics & articles	74275	615	30233	247
080000 Raw Hides and Skins, Leather and Articles Thereof; Saddlery and Harness; Travel Goods, Handbags nad Similar Containers; Articles of Animal Gut			**974**	**8**
084100 Raw hides and skins and leather			**974**	**8**
084104 Tanned or crust hides & skins of bovine			974	8
110000 Textiles & Textile Articles	**2302**	**19**		
116200 Articles of apparel & cloth accessories, not knitted/crocheted	**2302**	**19**		
116217 Other made up cloth acesor & parts of garmt	2302	19		

Import payments by countries /commodities Table-3.2 (Contd.)
(Four digit level HS code)

(First two digit section, second two digit chapter and last two digit indicate four digit level commodities)

(Amount in thousand)

HS Code - Countries/Commodities	2024 - 2025		2025 - 2026	
	Amount (BDT)	Amount (USD)	Amount (BDT)	Amount (USD)
130000 Articles of Stone, Plaster, Cement, Asbestos, Mica or Similar Materials; Ceramic Products; Glass and Glassware	**137**	**1**		
136800 Articles of stone, plaster, asbestos, mica etc.	**49**	**0**		
136802 Worked monumental buildg stone etc.	49	0		
136900 Ceramic products	**88**	**1**		
136907 Unglazed ceramic flags, wall tiles etc.	88	1		
150000 Base Metals & Articles of Base Metal			**45**	**0**
157900 Zinc and articles thereof			**45**	**0**
157907 Other articles of zinc			45	0
160000 Machinery and mechanical appliances; electrical equipment; parts thereof; soundrecorders and reproducers, television image and soundrecorders and reproducers; and parts and accessories of such articles	**2937**	**24**	**3659**	**30**
168400 Nuclear reactors, boilers, machinery and mechanical appliances; parts thereof	**2335**	**19**	**2161**	**18**
168413 Pumps for liquids	1196	10		
168414 Air/vacum pumps, gas compressors & fans	169	1	1052	9
168421 Centrifuges, filtering machinery rtc.	351	3	273	2
168422 Dish washing machines, etc.			59	0
168448 Auxiliary mach for extrd, drw mch etc.	136	1	99	1
168471 Automatic data processing machines etc.	439	4		
168481 Taps, cocks, valves & similar etc.			678	6
168482 Ball/ roller bearings	44	0		
168500 Electrical machinery and equipment and parts thereof; sound recorders and reproducers, television imageand sound recorders and reproducers and parts and accessories of such articles	**602**	**5**	**1498**	**12**
168504 Electric transformer, inductors etc.			265	2
168523 Discs, tapes, smart cards etc.	447	4		
168534 Printed circuits			320	3
168536 Electrical apts for switching 1000 volts	47	0	479	4
168538 Parts: of electrical switching,apts.	19	0	427	4
168544 Insulatd wire, cable etc.	90	1	7	0
180000 Optical, Photographic, Cinematographic, Measuring, Checking, Precision, Medical Orsurgical Instruments and Apparatus; Clocks and Watches; Musical Instruments; Parts and Accessories Thereof	**72**	**1**		
189000 Optical, photographic, cinematographic, measuring, checking, precision, medical orsurgical instruments and apparatus; parts and accessories thereof	**72**	**1**		
189025 Hydrometers,thermometers etc.	72	1		
200000 Miscellaneous Manufactured Articles	**410**	**3**		
209400 Furniture; bedding, mattresses, mattress supports, cushions and similar stuffed furnishings; lamps and light fittings, not elsewhere specified or included; illuminated signs, illuminatednameplates and the like; prefabricated buildings	**410**	**3**		

Import payments by countries /commodities Table-3.2 (Contd.)
(Four digit level HS code)

(First two digit section, second two digit chapter and last two digit indicate four digit level commodities)

(Amount in thousand)

HS Code - Countries/Commodities	2024 - 2025		2025 - 2026	
	Amount (BDT)	Amount (USD)	Amount (BDT)	Amount (USD)
209405 Lamps and lighting fittings & parts	410	3		
Mozambique	**12122815**	**98963**	**29948104**	**244305**
020000 Vegetable Products	**89085**	**744**		
020700 Edible vegetable and certain roots and tubers	**89085**	**744**		
020713 Dried leguminous vegt.,shelled	89085	744		
040000 Prepared foodstuffs; Beverages, Spirits and vineger; Tobacco and manufactured tobacco substitues	**133964**	**1094**	**360572**	**2949**
042300 Residues and waste from the food industries; Prepared animal fodder	**133964**	**1094**	**360572**	**2949**
042302 Bran sharps and othere residues	133964	1094	360572	2949
050000 Mineral Products	**11540558**	**94150**	**24245963**	**197686**
052700 Mineral fuels, mineral oilsand products of their distillation bituminous substances; mineral waxes	**11540558**	**94150**	**24245963**	**197686**
052704 Coke or semi-coke of coal	4311	36		
052709 Petroleum oils, crude			7764826	63430
052711 Petroleum gases & other gaseous hydrocarbons	11536247	94114	16481136	134255
060000 Products of the Chemical or Allied Industries	**14750**	**122**	**4750039**	**38833**
063600 Explosives; Pyrotechnic products; Matches; Pyrophoric alloys; certain combustible preperations			**4686170**	**38309**
063606 Fero-cerium, pyrophoric alloys;			4686170	38309
063800 Miscellaneous chemical products	**14750**	**122**	**63869**	**523**
063801 Artificial graphite, colloidal etc.	14750	122	63869	523
110000 Textiles & Textile Articles	**344459**	**2852**	**551579**	**4510**
115200 Cotton	**344459**	**2852**	**551579**	**4510**
115201 Cotton not carded or combed	344459	2852	551579	4510
150000 Base Metals & Articles of Base Metal			**39950**	**328**
157200 Iron and Steel			**16846**	**138**
157204 Ferrous waste & scrap			16846	138
157800 Lead and articles thereof			**23105**	**189**
157801 Unwrought lead			23105	189
Myanmar	**11855817**	**97842**	**5198024**	**42489**
010000 Live Animals and Animal Products	**1962569**	**16203**	**1207404**	**9865**
010300 Fish and crustaceans, molluscs and other aquatic invertebrates	**1485553**	**12265**	**865183**	**7070**
010302 Fish,fresh or chilled excld. fish fillets	19435	162	6750	55
010303 Fish frozen excld. fish fillet	889849	7341	571664	4669
010305 Fish,dried,salted or in brine	576269	4762	286770	2345
010500 Products of animal origin, not elsewhere specified orincluded	**477016**	**3938**	**342220**	**2795**
010511 Animal products, nes	477016	3938	342220	2795
020000 Vegetable Products	**9170436**	**75605**	**3558764**	**29096**
020700 Edible vegetable and certain roots and tubers	**724944**	**6031**		
020703 Onions, shallots, garlic,fresh or chilled	96624	805		
020710 Vegetables , frozen	9576	80		
020713 Dried leguminous vegt.,shelled	618745	5146		

Import payments by countries /commodities Table-3.2 (Contd.)
(Four digit level HS code)

(First two digit section, second two digit chapter and last two digit indicate four digit level commodities)

(Amount in thousand)

HS Code - Countries/Commodities	2024 - 2025		2025 - 2026	
	Amount (BDT)	Amount (USD)	Amount (BDT)	Amount (USD)
020800 Edible fruit nuts; peel of citrus fruit or melons	**889294**	**7419**	**540065**	**4409**
020802 Other nuts, fresh/dried	503618	4234	424483	3466
020811 Fruit & nuts, uncooked or cooked	38269	321		
020812 Fruit & nuts, provisionally preserved	1537	13		
020813 Fruit,dried other not coconut etc.	345870	2851	115582	943
020900 Coffee, tea, mate and spices	**1386075**	**11571**	**759197**	**6217**
020901 Cofee, not roastd or roasted			125	1
020904 Pepper dried/crushed/ground	3194	27		
020910 Ginger saffron,turmric & other spices	1382881	11543	759072	6216
021000 Cereals	**6031924**	**49442**	**2086050**	**17052**
021006 Rice	6031924	49442	2086050	17052
021200 Oil seeds and oleaginous fruits; miscellaneous grains; seeds and fruit; industrial or medicinal plants; straw and fodder	**124097**	**1026**	**152704**	**1248**
021211 Plants & parts of plants for perfum/pharmacy	124097	1026	152580	1247
021212 Locut bean, seaweeds sugr bet/cane etc.			124	1
021300 Lac; Gums, Resins and other vegetable saps and extracts	**2466**	**21**	**10007**	**82**
021301 Lac; natural gum, gum-resin etc.	2466	21	9985	82
021302 Vegetable saps and extracts;			22	0
021400 Vegetable plaiting meterails; Vegetable products not elsewhere specified or included	**11637**	**96**	**10740**	**88**
021401 Vegetable materials used primarily for plaiting	1890	15	1419	12
021404 Vegetable products n.e.s	9746	81	9322	76
040000 Prepared foodstuffs; Beverages, Spirits and vineger; Tobacco and manufactured tobacco substitues	**542962**	**4527**	**141220**	**1153**
041700 Sugars and sugar confectionery	**1600**	**13**	**1747**	**14**
041703 Molasses from extr/refining sugr	1600	13	1747	14
041900 Preparations of cereals, flour, starch or milk; pastry cooks' products	**4491**	**37**	**12124**	**99**
041902 Pasta whether or not cooked	4491	37	9608	79
041904 Prepared foods obtained,cereal products,			2516	21
042000 Preparations of vegetables, fruit, nuts or other parts of plants			**12977**	**106**
042001 Vegetibles,fruit,nut & other edible part of plants			8568	70
042005 Other Veg. prep/presrv., not frozen			560	5
042008 Fruit & nuts etc.,			3849	32
042100 Miscellaneous edible preparations	**2401**	**20**	**6128**	**50**
042103 Sauces and preparations thereof			5689	47
042106 Food preparations n.e.s	2401	20	439	4
042200 Beverages, spirits and vinegar			**385**	**3**
042202 Mineral & areated waters add. Sug			385	3
042300 Residues and waste from the food industries; Prepared animal fodder	**534470**	**4457**	**107858**	**881**
042309 Preparations of a kind used in animal feeding	534470	4457	107858	881
050000 Mineral Products	**1600**	**13**	**2167**	**18**

Import payments by countries /commodities Table-3.2 (Contd.)
(Four digit level HS code)

(First two digit section, second two digit chapter and last two digit indicate four digit level commodities)

(Amount in thousand)

HS Code - Countries/Commodities	2024 - 2025		2025 - 2026	
	Amount (BDT)	Amount (USD)	Amount (BDT)	Amount (USD)
052500 Salt; sulphur; earths and stone; plastering materials, lime and cement	**1600**	**13**	**2167**	**18**
052522 Quicklime, slaked lime, hydralic lime	1600	13	2167	18
060000 Products of the Chemical or Allied Industries	**2207**	**18**		
062800 Inorganic chemicals; organic or inorganic compounds of precious metals, of rare-earth metals, of radioactive elements or of isotopes	**358**	**3**		
062836 Carbonates; peroxocarbonates	358	3		
063200 Tanning or dyeing extracts; Tannins and their derivatives; Dyes, pigments and other colouring matter; Paints and varnishes; Putty and other mastics; Inks	**1849**	**15**		
063209 Other paints and varnishes ;	1849	15		
070000 Plastics & Rubber Articles Thereof	**32951**	**278**	**116710**	**953**
074000 Rubber and articles thereof	**32951**	**278**	**116710**	**953**
074001 Natural rubber, balata etc.	32951	278	115455	942
074008 Plates, sheets etc. of vulcan rubber			1009	8
074016 Other articles of vulcanised rubber			247	2
090000 Wood and Articles of Wood; Wood Charcoal; Cork and Articles of Cork; Manufactures of Straw, of Esparto or Other Plaiting Materials; Basketware & Wickerwork	**79849**	**674**	**30223**	**246**
094400 Wood and articles of wood; wood charcoal	**79849**	**674**	**30223**	**246**
094403 Wood in the rough	9088	77		
094405 Wood wool; wood flour	3242	27	1014	8
094407 Wood sawn/chipped lengthwise sliced etc.	63738	539	25727	210
094408 Sheets for veneering	3046	25	3482	28
094412 Plywod veneered panels	735	6		
110000 Textiles & Textile Articles	**60990**	**505**	**125254**	**1026**
115400 Man-made filaments	**16550**	**137**	**42922**	**351**
115407 Woven fabrics of synthetic filament yrn	16550	137	42922	351
115600 Wadding, felt and nonwovens; special yarns etc.	**3**	**0**		
115601 Wadding text mterials fibre & articles	3	0		
115800 Special woven fabrics; tufted text. Fabrics; lace; tapestries; trimmings; embroidery	**44268**	**367**	**77043**	**632**
115804 Tulles & other net fabrics	19736	163	26478	217
115808 Braids in the pieces etc.	29	0		
115810 Embroidery in the piece, in strips	24503	203	50565	415
115900 Impregnated, coated, covered textile fabrics etc.	**26**	**0**		
115903 Tex fabrics impregnated,coated etc	26	0		
116000 Knitted or crocheted fabrics	**144**	**1**	**2587**	**21**
116004 Knitted or crochetd fabrics, exd.30 cm	136	1	186	2
116006 Other knitted or crochet fabrics	8	0	2401	20
116100 Articles of apparel & cloth accessories, knitted/crocheted			**1139**	**9**
116109 T-shirt singlets & other vests			1139	9
116200 Articles of apparel & cloth accessories, not knitted/crocheted			**1563**	**13**
116201 Men/boys overcoats, car-coat etc			169	1

Import payments by countries /commodities Table-3.2 (Contd.)
(Four digit level HS code)

(First two digit section, second two digit chapter and last two digit indicate four digit level commodities)

(Amount in thousand)

HS Code - Countries/Commodities	2024 - 2025		2025 - 2026	
	Amount (BDT)	Amount (USD)	Amount (BDT)	Amount (USD)
116211 Track suits,ski-suits, swimwear etc			1394	11
120000 Footwear,Hradgear, Umbrellas, Sun Umbrellas, Walking Sticks, Seat-Sticks, Whips, Riding-Crops and Parts Thereof Etc	**1014**	**9**	**15569**	**127**
126400 Footwear, gaiters and the like; parts of such articles			**9117**	**75**
126402 Other footwear, outer soles & uppers rubber			8788	72
126405 Other footwear			330	3
126600 Umbrellas, sun umbrellas, walking-sticks, seat-sticks, whips, riding-crops and parts thereof			**47**	**0**
126601 Umbrella and sun umbrellas, etc			47	0
126700 Prepared feathers and down and articles made of feathers; artificila flowers; articles of human hair	**1014**	**9**	**6404**	**52**
126702 Artificial flowers folige etc.	1014	9	576	5
126703 Humn hair, dressed, thinned etc.			5828	48
130000 Articles of Stone, Plaster, Cement, Asbestos, Mica or Similar Materials; Ceramic Products; Glass and Glassware			**66**	**1**
137000 Glass and glassware			**66**	**1**
137018 Glass beads imitation pearls etc.			66	1
160000 Machinery and mechanical appliances; electrical equipment; parts thereof; soundrecorders and reproducers, television image and soundrecorders and reproducers; and parts and accessories of such articles			**92**	**1**
168500 Electrical machinery and equipment and parts thereof; sound recorders and reproducers, television imageand sound recorders and reproducers and parts and accessories of such articles			**92**	**1**
168516 Electric storage water heater, etc.			92	1
170000 Vehicales, Aircraft, Vessels and Associated Transport Equipment	**1239**	**10**		
178700 Vehicles other than railway or tramway rollingstock, and parts and accessories thereof	**1239**	**10**		
178703 Motor cars and other motor vehicles principally designed for the transport of the persons(other than those of heading No. 87.02) including station wagons and racing cars	1239	10		
200000 Miscellaneous Manufactured Articles			**556**	**5**
209500 Toys, games and sports requisites; parts and accessories thereof			**556**	**5**
209506 Articlese for gymnastics, sports etc.			556	5
Namibia	**4965**	**41**	**40682**	**333**
020000 Vegetable Products	**3127**	**26**	**37893**	**310**
020800 Edible fruit nuts; peel of citrus fruit or melons	**3127**	**26**	**37893**	**310**
020804 Dates figs pinapples etc., fresh/dried	3127	26	37893	310
050000 Mineral Products			**1148**	**9**
052500 Salt; sulphur; earths and stone; plastering materials, lime and cement			**1148**	**9**
052515 Marble,travertine, ecaussine stone etc.			1148	9
070000 Plastics & Rubber Articles Thereof			**79**	**1**
074000 Rubber and articles thereof			**79**	**1**

Import payments by countries /commodities Table-3.2 (Contd.)
(Four digit level HS code)

(First two digit section, second two digit chapter and last two digit indicate four digit level commodities)

(Amount in thousand)

HS Code - Countries/Commodities	2024 - 2025		2025 - 2026	
	Amount (BDT)	Amount (USD)	Amount (BDT)	Amount (USD)
074010 Conveyor/transmisions belts of rub			79	1
100000 Pulp of wood or of other fibrous cellulosic material; recovered (waste and scrap) paper or paperboard; paper and paperboard and articles thereof			**13**	**0**
104900 Printed books, newspapers, pictures etc.			**13**	**0**
104903 Children's picture, colouring books			13	0
130000 Articles of Stone, Plaster, Cement, Asbestos, Mica or Similar Materials; Ceramic Products; Glass and Glassware	**1512**	**12**	**1549**	**13**
136800 Articles of stone, plaster, asbestos, mica etc.	**1512**	**12**	**1549**	**13**
136802 Worked monumental buildg stone etc.	1512	12	1549	13
160000 Machinery and mechanical appliances; electrical equipment; parts thereof; soundrecorders and reproducers, television image and soundrecorders and reproducers; and parts and accessories of such articles	**326**	**3**		
168500 Electrical machinery and equipment and parts thereof; sound recorders and reproducers, television imageand sound recorders and reproducers and parts and accessories of such articles	**326**	**3**		
168539 Electric filament/discharge lamps	326	3		
Nepal	**659389**	**5475**	**387572**	**3170**
020000 Vegetable Products	**145042**	**1215**	**156639**	**1283**
020700 Edible vegetable and certain roots and tubers	**127737**	**1071**	**110487**	**906**
020702 Tomatoes, fresh or chilled			102	1
020704 Cabbages cauliflowers etc., fresh or chilled	2	0		
020709 Other vegetables,fresh or chilled			153	1
020713 Dried leguminous vegt.,shelled	127735	1071	110231	904
020900 Coffee, tea, mate and spices			**15965**	**131**
020910 Ginger saffron,turmric & other spices			15965	131
021200 Oil seeds and oleaginous fruits; miscellaneous grains; seeds and fruit; industrial or medicinal plants; straw and fodder	**17305**	**143**	**30187**	**247**
021209 Seed,fruit & spores for sowing	1318	11	2777	23
021211 Plants & parts of plants for perfum/pharmacy	15987	132	27410	224
040000 Prepared foodstuffs; Beverages, Spirits and vineger; Tobacco and manufactured tobacco substitues	**483156**	**4002**	**121730**	**994**
041700 Sugars and sugar confectionery	**466984**	**3868**	**102551**	**837**
041703 Molasses from extr/refining sugr	466984	3868	102551	837
042100 Miscellaneous edible preparations	**13655**	**114**	**14961**	**122**
042106 Food preparations n.e.s	13655	114	14961	122
042300 Residues and waste from the food industries; Prepared animal fodder	**2517**	**21**	**4218**	**34**
042302 Bran sharps and othere residues	2517	21		
042309 Preparations of a kind used in animal feeding			4218	34
060000 Products of the Chemical or Allied Industries	**15676**	**131**	**11532**	**94**
063000 Pharmaceutical products	**6721**	**57**		
063002 Humn & animal blood	6721	57		

Import payments by countries /commodities Table-3.2 (Contd.)
(Four digit level HS code)

(First two digit section, second two digit chapter and last two digit indicate four digit level commodities)

(Amount in thousand)

HS Code - Countries/Commodities	2024 - 2025		2025 - 2026	
	Amount (BDT)	Amount (USD)	Amount (BDT)	Amount (USD)
063200 Tanning or dyeing extracts; Tannins and their derivatives; Dyes, pigments and other colouring matter; Paints and varnishes; Putty and other mastics; Inks	**8846**	**73**	**9632**	**79**
063201 Tanning extract of vegetable origin;	8846	73	8330	68
063203 Colorng mater veg/ animl orign			1302	11
063300 Essential oils & resinoids; Perfum, cosmetic or toilet preperations			**1900**	**16**
063302 Mix of odoriferous substancees			1900	16
063700 Photographic or cinematographic goods	**110**	**1**		
063706 Cinematographic flim	110	1		
070000 Plastics & Rubber Articles Thereof			**8380**	**68**
074000 Rubber and articles thereof			**8380**	**68**
074003 Reclaimed rub in primary form			8380	68
110000 Textiles & Textile Articles	**16**	**0**		
115500 Man-made staple fibres	**16**	**0**		
115509 Yarn synthetic staple fibres	16	0		
160000 Machinery and mechanical appliances; electrical equipment; parts thereof; soundrecorders and reproducers, television image and soundrecorders and reproducers; and parts and accessories of such articles	**2313**	**19**		
168400 Nuclear reactors, boilers, machinery and mechanical appliances; parts thereof	**2313**	**19**		
168441 Other machinery making pulp/paper/board	2313	19		
180000 Optical, Photographic, Cinematographic, Measuring, Checking, Precision, Medical Orsurgical Instruments and Apparatus; Clocks and Watches; Musical Instruments; Parts and Accessories Thereof	**2634**	**22**	**5754**	**47**
189000 Optical, photographic, cinematographic, measuring, checking, precision, medical orsurgical instruments and apparatus; parts and accessories thereof	**2634**	**22**	**5754**	**47**
189021 Orthopaedic,appliances etc.	2634	22	5754	47
200000 Miscellaneous Manufactured Articles	**10552**	**86**	**83537**	**683**
209600 Miscellaneous manufactured articles	**10552**	**86**	**83537**	**683**
209603 Brooms, brushes, etc.	10552	86	83537	683
Netherlands	**17579635**	**146050**	**11389716**	**93154**
010000 Live Animals and Animal Products	**861443**	**7152**	**622085**	**5082**
010100 Live animals	**142275**	**1164**	**317496**	**2596**
010105 Live poultry	140885	1152	315714	2582
010106 Other live animals	1390	11	1783	15
010300 Fish and crustaceans, molluscs and other aquatic invertebrates	**6426**	**53**	**1170**	**10**
010302 Fish,fresh or chilled excld. fish fillets	6279	51	827	7
010304 Fish fillets & other fish meat, fresh/chl/fzn	147	1		
010305 Fish,dried,salted or in brine			343	3
010400 Dairy produce; bird's eggs; natural honey; Edible products of animal origin, not elsewhere specified or included.	**702097**	**5846**	**303419**	**2476**
010402 Milk & cream, containing sugar	699661	5826	298103	2433
010403 Buttermilk, curdled milk & cream, yogurt etc.	219	2		

Import payments by countries /commodities Table-3.2 (Contd.)
(Four digit level HS code)

(First two digit section, second two digit chapter and last two digit indicate four digit level commodities)

(Amount in thousand)

HS Code - Countries/Commodities	2024 - 2025		2025 - 2026	
	Amount (BDT)	Amount (USD)	Amount (BDT)	Amount (USD)
010405 Butter , dairy spreads	344	3	148	1
010406 Cheese and curd	1873	15	5168	42
010500 Products of animal origin, not elsewhere specified orincluded	**10644**	**89**		
010508 Coral & simlar materials, unworked	10644	89		
020000 Vegetable Products	**952321**	**7919**	**494367**	**4041**
020600 Live trees and other plants; Bulbs, roots and the like; Cut flowers and ornamental foliage	**5803**	**48**	**10441**	**85**
020601 Bulbs tubers, tuberous roots etc.	4114	34	9025	74
020602 Other live plants, mushroom spawn	1689	14	1416	12
020700 Edible vegetable and certain roots and tubers	**308304**	**2552**	**431644**	**3527**
020701 Potatoes, fresh or chilled	298293	2469	430498	3518
020702 Tomatoes, fresh or chilled	182	1	203	2
020703 Onions, shallots, garlic,fresh or chilled	8876	74	292	2
020704 Cabbages cauliflowers etc., fresh or chilled	70	1	55	0
020705 Lettuce and chicory, fresh or chilled	27	0	115	1
020709 Other vegetables,fresh or chilled	856	7	482	4
020800 Edible fruit nuts; peel of citrus fruit or melons	**4628**	**38**	**2944**	**24**
020804 Dates figs pinapples etc., fresh/dried	1670	14	1034	8
020805 Citrus fruits, fresh or dried	230	2	37	0
020806 Grapes, fresh or dried	29	0	5	0
020807 Melons and papaws,fresh	32	0	3	0
020808 Apples,pears & quinces, fresh	1604	13	1540	13
020809 Apricots, cherries, peachs, plums,fresh	218	2	78	1
020810 Other fruit ,fresh	846	7	248	2
020900 Coffee, tea, mate and spices	**190**	**2**	**142**	**1**
020902 Tea	190	2		
020910 Ginger saffron,turmric & other spices			142	1
021100 Products of the milling industry; Malt; Starces; Inulin; Eheat gluten	**24404**	**203**	**47939**	**393**
021108 Starches ; inulin	24404	203	47939	393
021200 Oil seeds and oleaginous fruits; miscellaneous grains; seeds and fruit; industrial or medicinal plants; straw and fodder	**608992**	**5075**	**1258**	**10**
021201 Soya bean,whether/ not broken	608992	5075		
021209 Seed,fruit & spores for sowing			1258	10
030000 Animal or vegetable fats and oils and their cleavage products; prepared edible fats; animal or vegetable waxes	**1227409**	**10272**	**33698**	**275**
031500 Animal or vegetable fats and oils and their cleavage products; prepared edible fats; animal or vegetable waxes	**1227409**	**10272**	**33698**	**275**
031504 Fats and oils & their fractions	1998	17	664	5
031507 Soya-bean oils & its fractons, not refined	1207268	10104		
031513 Coconut, palm kernel oils, not refined			404	3
031515 Other fixed vegetable fats & oils, not refined	16131	134	30214	247
031517 Margarine & other oils	2013	17	2417	20
040000 Prepared foodstuffs; Beverages, Spirits and vineger; Tobacco and manufactured tobacco substitues	**1357041**	**11228**	**1385691**	**11331**

Import payments by countries /commodities Table-3.2 (Contd.)
(Four digit level HS code)

(First two digit section, second two digit chapter and last two digit indicate four digit level commodities)

(Amount in thousand)

HS Code - Countries/Commodities	2024 - 2025		2025 - 2026	
	Amount (BDT)	Amount (USD)	Amount (BDT)	Amount (USD)
041700 Sugars and sugar confectionery	**86289**	**712**	**140707**	**1151**
041702 Other sugar incl. lactos glucos	86289	712	140626	1150
041704 Sugar confctionry, not containing cocoa			81	1
041800 Cocoa and cocoa preparations	**134869**	**1112**	**18242**	**150**
041805 Cocoa powder,not add sugr/sweet	15955	132	3209	26
041806 Chocolate/food prep. Contain. Cocoa	118914	980	15033	123
041900 Preparations of cereals, flour, starch or milk; pastry cooks' products	**168091**	**1390**	**261443**	**2137**
041901 Malt extract;	168091	1390	261443	2137
042000 Preparations of vegetables, fruit, nuts or other parts of plants	**50639**	**421**	**23495**	**192**
042001 Vegetibles,fruit,nut & other edible part of plants			83	1
042004 Other Veg. prep/presrv., frozen	50639	421	23412	191
042100 Miscellaneous edible preparations	**227691**	**1887**	**272149**	**2225**
042101 Extracts,essences of coffee,tea etc.	2093	18	1031	8
042102 Yeast; baking powder	8705	71	4857	40
042103 Sauces and preparations thereof	143110	1186	210395	1720
042106 Food preparations n.e.s	73782	612	55866	457
042200 Beverages, spirits and vinegar	**5943**	**49**	**16062**	**131**
042203 Beer made from malt	5813	48	15832	129
042208 Undenaturd ethyl alcohol vol. 0%	130	1	230	2
042300 Residues and waste from the food industries; Prepared animal fodder	**683518**	**5656**	**653593**	**5344**
042309 Preparations of a kind used in animal feeding	683518	5656	653593	5344
050000 Mineral Products	**8062**	**67**	**10056**	**82**
052500 Salt; sulphur; earths and stone; plastering materials, lime and cement	**756**	**6**		
052504 Natural graphite	756	6		
052700 Mineral fuels, mineral oilsand products of their distillation bituminous substances; mineral waxes	**7306**	**61**	**10056**	**82**
052703 Peat, not agglomerated			618	5
052710 Petroleum oils and oils obtained from bituminous minerals,other than crude; preparations not elsewherespecified or included,containing by weight 70% or more of petroleum oils or of oils obtained from bituminous minerals,these oils being the basic constituents of the preparation;waste oils			654	5
052710 Petroleum oils, refined	2226	19	433	4
052712 Petroleum jely;paraffin wax,etc	5080	42	8351	68
060000 Products of the Chemical or Allied Industries	**3631405**	**30089**	**3056431**	**25008**
062800 Inorganic chemicals; organic or inorganic compounds of precious metals, of rare-earth metals, of radioactive elements or of isotopes	**48724**	**404**	**69688**	**570**
062805 Alkali, rare earth metals, mercury etc.	18637	155	9327	76
062817 Zinc oxide; zinc peroxide	83	1	31626	259
062818 Artificial corundum, aluminium oxide/hydroxide	473	4	383	3
062821 Iron oxide & hydroxide	12	0		
062825 Hydrazine/hydroxylamine & salt etc.	23302	193	22463	184

Import payments by countries /commodities Table-3.2 (Contd.)
(Four digit level HS code)

(First two digit section, second two digit chapter and last two digit indicate four digit level commodities)

(Amount in thousand)

HS Code - Countries/Commodities	2024 - 2025		2025 - 2026	
	Amount (BDT)	Amount (USD)	Amount (BDT)	Amount (USD)
062827 Chloride/bromide/iodides	21	0		
062833 Sulphate alums, peroxosulphate	889	7	473	4
062836 Carbonates; peroxocarbonates	2318	19		
062844 Radioactive chemical elements/isotops	2988	25	5416	44
062900 Organic chemicals	**575816**	**4768**	**464260**	**3796**
062902 Cyclic hydrocarbons			9997	82
062903 Halogenated derivative of hydrocarbons			141	1
062905 Acyclic alcohol/halogn sulpho,etc	24487	200	7475	61
062906 Cyclic alcohol	6262	51	7548	62
062909 Ether,ether alcohols, etc.			4	0
062914 Ketone & quinon etc.	8335	68	630	5
062915 Saturated acyclice,monocarboxilic acid etc.	13979	117	7742	63
062916 Unsaturated acyclic monocarboxylic acid etc.	25950	216	6084	50
062917 Polycarboxylic acids	61049	508	69081	565
062918 Carboxylic acids	81200	674	40704	333
062923 Qaternary ammonium salts etc.			6661	54
062925 Carboxyimide imine-func. Comp.	1621	13	1819	15
062929 Compound w/ other nitrogen func.	1117	9	1509	12
062933 Heterocyclic comp w/nitrogen	5355	44	2433	20
062936 Provitamins & vitamins etc.	3947	33		
062937 Hormones, prostaglandins etc.	296403	2448	222969	1825
062938 Glycosides; and their salts;			15	0
062940 Sugars , oter than sucrose etc.	44	0		
062941 Antibiotics	46068	384	79448	648
063000 Pharmaceutical products	**2024126**	**16791**	**1638492**	**13416**
063002 Humn & animal blood	1531581	12698	1076476	8817
063003 Medicament consist. two or more mixed,for therapeutic use	8080	66		
063004 Medicament consist. mixed/unmixed,for therapeutic use	483727	4020	561187	4593
063005 Wadding ,gauze,bandages etc.			112	1
063006 Pharmaceutical goods	737	6	716	6
063100 Fertilisers	**13**	**0**		
063105 Mineralor chemical fertilizers cont. nitr,phos,potaas	13	0		
063200 Tanning or dyeing extracts; Tannins and their derivatives; Dyes, pigments and other colouring matter; Paints and varnishes; Putty and other mastics; Inks	**167506**	**1385**	**172330**	**1409**
063202 Synthetic organic/ inorganic tanning subs.	134572	1113	145912	1193
063203 Colorng mater veg/ animl orign			878	7
063204 Synthetic organic colouring matter	1975	16	1205	10
063206 Other Colouring matter;	338	3	1432	12
063208 Paints and varnishes;	4581	38	5496	45
063209 Other paints and varnishes ;	2851	23	939	8
063210 Other paint and varnishes use for finishing leather	569	5	1956	16

Import payments by countries /commodities Table-3.2 (Contd.)
(Four digit level HS code)

(First two digit section, second two digit chapter and last two digit indicate four digit level commodities)

(Amount in thousand)

HS Code - Countries/Commodities	2024 - 2025		2025 - 2026	
	Amount (BDT)	Amount (USD)	Amount (BDT)	Amount (USD)
063214 Glaziers putty,grafting putty etc.	45	0		
063215 Printing ink, writing draw/other ink	22576	186	14513	118
063300 Essential oils & resinoids; Perfum, cosmetic or toilet preperations	**11494**	**94**	**12117**	**99**
063302 Mix of odoriferous substancees	11494	94	11853	97
063304 Beauty/make-up/skin preparatin			155	1
063306 Preparations for oral/dental hygiene			25	0
063307 Pre-shave,shaving/after-shave			84	1
063400 Soap, organic surf-active agents, lubricating etc.	**303985**	**2516**	**326063**	**2666**
063402 Organic surfac-active agents	94020	779	68934	564
063403 Lubricat preparations etc.	193043	1596	255241	2086
063404 Artificial wax & prepared wax	16923	141	1887	15
063500 Albuminoidal substances; modified starches, glues, enzymes	**161151**	**1332**	**171549**	**1402**
063501 Casein ,caseinates, casein derivatives	6027	49	5659	46
063505 Dextrins & other modified starches	125791	1040	129120	1055
063506 Prepared glues & other prep. adhesives	2343	19	1886	15
063507 Enzymes; prepared enzymes n.e.s	26990	223	34884	285
063700 Photographic or cinematographic goods	**6399**	**52**	**11584**	**95**
063703 Photographic paper, paper board etc.	6378	52	6645	54
063707 Chemical prep. for photographic use	20	0	4939	40
063800 Miscellaneous chemical products	**332192**	**2746**	**190349**	**1556**
063802 Activated carbon, animal black etc.	120981	999		
063808 Insecticides, rodenticides etc.			3941	32
063809 Finishing agents,dye carriers etc.	45715	377	46572	381
063811 Anti-knock prep, oxidation inhibitors etc.	5300	44	1787	15
063814 Organic composites solvents & thinners	340	3		
063815 Reaction initiator & accelerators	837	7		
063820 Anti-freezing preparations	49	0	312	3
063821 Prepared culture media	1095	9	2886	24
063822 Diagnostic or laboratory reagents	47206	390	37105	303
063823 Industrial monocarboxylic fatty acids;	183	2		
063824 Prepared binders for foundry moulds;	96770	799	97746	799
063825 Residual products of chemical/allied ind.	13716	114		
060000 Products of the chemical or allied industries			**21**	**0**
063400 Soap, organic surf-active agents, lubricating etc.			**21**	**0**
063402 Organic surfac-active agents			21	0
070000 Plastics & Rubber Articles Thereof	**1053926**	**8700**	**1014573**	**8295**
073900 Plastics and articles thereof	**755961**	**6265**	**790978**	**6466**
073901 Polymers of ethylene, in primary forms	184875	1536	159088	1301
073902 Polymers/ propylen/olefin in primary forms	53955	450	71929	587
073903 Polymers of styrenein in primary forms			1800	15
073904 Polymers of vinyl chloride etc. in primary	13727	113	1423	12
073905 Polymers of vinyl acetate/ester in primary			3219	26
073906 Acrylic polymers in primry forms	17278	144	14551	119

Import payments by countries /commodities Table-3.2 (Contd.)
(Four digit level HS code)

(First two digit section, second two digit chapter and last two digit indicate four digit level commodities)

(Amount in thousand)

HS Code - Countries/Commodities	2024 - 2025		2025 - 2026	
	Amount (BDT)	Amount (USD)	Amount (BDT)	Amount (USD)
073907 Polyacetals in primary forms	33152	276	12541	103
073908 Polyamides in primary forms	1679	14	717	6
073909 Amino-resins, in primary forms	10672	88	19258	158
073909 Amino-resins, phenolic resins and polyurethanes, in primary forms	80707	668	114011	932
073910 Silicons in primary forms	7556	63	9995	82
073912 Cellulose & chemical dertives in primary	150198	1247	106733	873
073917 Tube, pipe & hoses etc of plastics	1159	9	2841	23
073919 Self-adhesive, plates, sheets etc of plastics	48330	398	113084	923
073920 Other plates,sheets,etc of plastic, non-cellular	28205	233	19112	156
073923 Artilces for the conveyance	16591	136	5185	42
073924 Tableware, kitchenware, of plastics			75	1
073926 Other plastics & articles	107877	891	135417	1107
074000 Rubber and articles thereof	**297965**	**2435**	**223595**	**1829**
074002 Synthetic rub/factice deriv from oil	39	0		
074009 Tubes pipes & hoses etc.	988	8	712	6
074010 Conveyor/transmisions belts of rub	2645	22	6668	54
074011 New pneumatic tyres, of rubber	38	0		
074015 Articles of apparel & clothing accessories etc.	263820	2147	168576	1378
074016 Other articles of vulcanised rubber	30249	256	47412	388
074017 Hard rubber in all forms	185	2	228	2
080000 Raw Hides and Skins, Leather and Articles Thereof; Saddlery and Harness; Travel Goods, Handbags nad Similar Containers; Articles of Animal Gut	**57815**	**478**	**9442**	**77**
084100 Raw hides and skins and leather	**57717**	**477**	**9442**	**77**
084107 Leather further prepared aft tann,of bovine	57717	477	9442	77
084200 Articles of leather; saddlery and harness, travel goods, handbags and similar containers; articles of animal gut	**97**	**1**		
084203 Articles/ composition of leather	70	1		
084205 Other articles/ composition of leather	27	0		
100000 Pulp of wood or of other fibrous cellulosic material; recovered (waste and scrap) paper or paperboard; paper and paperboard and articles thereof	**109830**	**906**	**42675**	**349**
104800 Paper and paperboard; articles of paper pulp, of paper or of paperboard	**109813**	**906**	**42639**	**349**
104802 Uncoated paper and paper board	9921	83		
104803 Toilet or facial tissue stock, towel/napkin etc.	26	0		
104809 Carbon paper, not printed, in rolls/sheets	61344	504	36176	296
104810 Paper and paperboard,coated	6416	53	5631	46
104811 Paper, paperboard, cellulose wadding etc.	32067	266	740	6
104814 Walpaper & similar wall coverings;	40	0		
104821 Paper/board labels of all kind			92	1
104900 Printed books, newspapers, pictures etc.	**16**	**0**	**37**	**0**
104901 Printed book,brochures,leaflets etc.	1	0		
104906 Plans & drawing architectural etc.	5	0		

Import payments by countries /commodities Table-3.2 (Contd.)
(Four digit level HS code)

(First two digit section, second two digit chapter and last two digit indicate four digit level commodities)

(Amount in thousand)

HS Code - Countries/Commodities	2024 - 2025		2025 - 2026	
	Amount (BDT)	Amount (USD)	Amount (BDT)	Amount (USD)
104911 Other printed mattrer	11	0	37	0
110000 Textiles & Textile Articles	**107281**	**891**	**182511**	**1492**
115100 Wool, fine or coarse animal hair; woven fabric			**62**	**1**
115112 Woven fabrics combed wool/fine animal hair			62	1
115200 Cotton	**75177**	**626**	**176238**	**1441**
115201 Cotton not carded or combed	40015	337	169972	1389
115202 Cotton waste	39	0	1092	9
115208 Woven fabrics of cotton ,>= weg 85%+ , 200g/m.sq.	2273	19		
115209 Woven fabrics of cotton ,>= weg 85%+ , > 200g/m.sq.	1138	9	2748	22
115210 Woven fabrics of cotton ,> weg 85%+ , 200g/m.sq.			2427	20
115211 Woven fabrics of cotton ,> weg 85%+ , > 200g/m.sq.	31713	261		
115300 Other vegetable textile fibres; paper yarn etc.	**13884**	**114**	**75**	**1**
115301 Flax raw/processed but not spun	12699	104		
115305 Coconut, abaca,& other veg tex fibres			75	1
115309 Woven fabrics of flax	1185	10		
115500 Man-made staple fibres	**1182**	**10**	**806**	**7**
115503 Synthetic stable fibres, not carded, combed	86	1		
115504 Artificial staple fibres, not carded, combed	96	1	806	7
115516 Woven fabrics artificial staple fibres	1000	8		
115600 Wadding, felt and nonwovens; special yarns etc.	**1842**	**15**		
115609 Artificial yarn, strip, twine etc. n.e.s.	1842	15		
115700 Carpets and other textile floor coverings	**3723**	**31**	**413**	**3**
115704 Carpets & other text floor coverings ,felt	2790	23		
115705 Other carpets & other text floor coverings	934	8	413	3
115900 Impregnated, coated, covered textile fabrics etc.	**9387**	**78**	**671**	**5**
115902 Tyre cord fabrics	7882	66		
115910 Transmission/conveyor belts, of text mtrl	1505	12	671	5
115911 Text products & artcles			1	0
116000 Knitted or crocheted fabrics	**1509**	**12**	**3736**	**31**
116003 Knitted or crochetd fabrics, not exd.30 cm			1	0
116006 Other knitted or crochet fabrics	1509	12	3735	31
116200 Articles of apparel & cloth accessories, not knitted/crocheted	**29**	**0**		
116216 Gloves, mittens & mitts	29	0		
116300 Other made up textile articles; sets; worn clothing and worn textile articles; rags	**546**	**5**	**509**	**4**
116302 Bed, table, toilet & kitchen linen	546	5	509	4
130000 Articles of Stone, Plaster, Cement, Asbestos, Mica or Similar Materials; Ceramic Products; Glass and Glassware	**54182**	**448**	**5239**	**43**
136800 Articles of stone, plaster, asbestos, mica etc.	**54074**	**447**	**259**	**2**
136804 Millstone, grindstone, grinding wheel etc.	16	0	13	0

Import payments by countries /commodities Table-3.2 (Contd.)
(Four digit level HS code)

(First two digit section, second two digit chapter and last two digit indicate four digit level commodities)

(Amount in thousand)

HS Code - Countries/Commodities	2024 - 2025		2025 - 2026	
	Amount (BDT)	Amount (USD)	Amount (BDT)	Amount (USD)
136805 Natural/art abrasive powder/grain	1015	8		
136810 Articles cement, concrete etc.	52919	437		
136813 Friction material & articles	40	0	246	2
136814 Worked mica and articles of mica	0	0		
136815 Articles of stone/other mineral lsubs	84	1		
136900 Ceramic products			**2165**	**18**
136903 Other refractory ceramic goods			2165	18
137000 Glass and glassware	**107**	**1**	**2815**	**23**
137002 Glass in balls,rods, unworked			25	0
137014 Signalling glassware & optical elements	1	0	1	0
137017 Lab,hygnic/pharmaceautical glassware			231	2
137020 Other articles of glass	106	1	2559	21
150000 Base Metals & Articles of Base Metal	**4354915**	**36361**	**1743402**	**14264**
157200 Iron and Steel	**4169623**	**34820**	**1252770**	**10247**
157204 Ferrous waste & scrap	2722424	22809	209206	1712
157208 Flat-rolled prodt, >= width 600 mm, hot-rolled	367478	3053	360872	2950
157209 Flat-rolled prodt, >= width 600 mm, cold-rolled	122124	1013	134607	1101
157210 Flat-rolled prodt, >= width 600 mm, clad,plated	946173	7848	532226	4353
157211 Flat-rolled prodt, width 600 mm,not clad,plated	11424	97		
157219 Flat-rolled prodt of stainless steel >= width 600mm			10483	86
157220 Flat-rolled prodt of stainless steel width 600mm			4911	40
157223 Wire of stainless steel			465	4
157300 Articles of Iron and Steel	**62172**	**516**	**16063**	**132**
157304 Tubes, pipes etc. other than cast iron	41094	342	56	0
157306 Other tubes, pipes & hollow profiles			277	2
157307 Tubes/ pipes fittings of iron / steel	253	2	1096	9
157312 Stranded wire, ropes, cables etc.	91	1	10	0
157315 Chain and parts, of iron/steel	7191	59	3598	29
157318 Screws,bolts,nuts, etc.	1633	13	6848	56
157319 Sewing/knitting needles, etc.			555	5
157320 Springs &leaves for springs	708	6	77	1
157323 Table,kitchen articlese,of iron			3	0
157326 Other articles of iron or steel	11202	93	3542	29
157400 Copper and Articles Thereof	**47**	**0**	**2381**	**20**
157415 Nails, tacks, drawing pins, of copper etc.			2353	19
157419 Other articles of copper	47	0	29	0
157500 Nickel and Articles Thereof			**2660**	**22**
157505 Nickel bars, rods, profile & wire			2660	22
157600 Aluminium and Articles Thereof	**17328**	**144**	**70545**	**575**
157604 Aluminium bars, rods & profiles			26	0
157607 Aluminium foil, backed/not backed	16649	139		
157609 Aluminium tube & pipe fittings	680	6		

Import payments by countries /commodities Table-3.2 (Contd.)
(Four digit level HS code)

(First two digit section, second two digit chapter and last two digit indicate four digit level commodities)

(Amount in thousand)

HS Code - Countries/Commodities	2024 - 2025		2025 - 2026	
	Amount (BDT)	Amount (USD)	Amount (BDT)	Amount (USD)
157615 Table, kitchen articles etc. of aluminium			70518	574
157900 Zinc and articles thereof			**312998**	**2567**
157901 Unwrought zinc			312998	2567
158200 Tools, implements, cutlery, spoons and forks, of base metal; parts thereof of base metal	**6787**	**56**	**36755**	**299**
158203 Files, rasps, pliers, etc.	20	0		
158204 Hand-operated spanners & wrenches	4254	35		
158205 Hand tools n.i.e	385	3	4	0
158206 Tools of two or more, in sets	5	0		
158207 Interchangeable tools, for hand tools			35037	285
158208 Knives & cutting blades	2120	17	1696	14
158211 Knives with cutting blades	3	0	10	0
158215 Spoons, forks, ladles, skimmers etc.			8	0
158300 Miscellaneous articles of base metal	**98958**	**824**	**49230**	**403**
158301 Padlocks & locks, of base metal	10	0		
158302 Base metal mountings,fittings & articles etc.	55180	460	504	4
158307 Flexible tubing of base metal			3899	32
158308 Clasps, frames, hooks etc.			832	7
158309 Stoppers, caps & lids of base metal	36838	306	37547	307
158311 Wire, rods, tubes plates, of base metal	6931	58	6449	53
160000 Machinery and mechanical appliances; electrical equipment; parts thereof; soundrecorders and reproducers, television image and soundrecorders and reproducers; and parts and accessories of such articles	**2428926**	**20130**	**1519202**	**12424**
168400 Nuclear reactors, boilers, machinery and mechanical appliances; parts thereof	**1686130**	**13999**	**1296230**	**10603**
168402 Steam /other vapour generating boilers	755	6	5513	45
168404 Auxiliary plant for use with boilers			12938	106
168405 Producer gas/water gas generators			10434	85
168409 Parts spark-ignition pistn engin	4345	36	94821	779
168411 Turbo-jet turbo-propellers etc.	103788	851	14796	121
168412 Other engines and motors	2198	18	1138	9
168413 Pumps for liquids	30102	251	9962	81
168414 Air/vacum pumps, gas compressors & fans	3479	29	41413	338
168415 Air conditioning machines	80151	675	40343	330
168416 Furnace burners for liquid fuel,etc.			137	1
168418 Refrigerators,freezers & othr			8983	73
168419 Machinery, plant/ lab equipments etc.	31229	261	23352	192
168421 Centrifuges, filtering machinery rtc.	202983	1683	263266	2148
168422 Dish washing machines, etc.	72368	601	80976	662
168424 Mechanical appliances & the like	120	1	42	0
168425 Pulley tackle & hoists etc.	16838	138		
168426 Ships' derricks; cranes etc.	191134	1581	11521	94
168428 Other Lifting, handling, etc.machinery	108327	903		
168429 Self-propelled bulldozers, angle dozers etc.	29531	246		
168431 Parts suitable of machinery	10434	85	11721	96

Import payments by countries /commodities Table-3.2 (Contd.)
(Four digit level HS code)

(First two digit section, second two digit chapter and last two digit indicate four digit level commodities)

(Amount in thousand)

HS Code - Countries/Commodities	2024 - 2025		2025 - 2026	
	Amount (BDT)	Amount (USD)	Amount (BDT)	Amount (USD)
168432 Agricultural, horticultural machinery	4896	41	3132	26
168433 Harvesting or threshing machinery	16148	132	100379	824
168434 Milking mach & dairy machinery	392964	3268		
168436 Other agri, horti, poltry-kep machinery	75067	630	75061	614
168437 Machines cleaning, sorting/grading seed etc.			26925	221
168438 Machinery n.i.e	2943	25	115880	950
168441 Other machinery making pulp/paper/board	21142	174	38408	314
168442 Machinery,apparatus,& equpment	56	0		
168443 Printing machinery	71731	590	22725	186
168445 Machine preparing txtile fibres	7997	68		
168448 Auxiliary mach for extrd, drw mch etc.	53170	442	24658	202
168451 Machinery for washing, cleaning etc.	6724	57	27235	222
168452 Sewing machines, n/book sewng mach			45120	368
168466 Parts & accessories for machine-tools			1571	13
168467 Tools for working in the hand etc.			2788	23
168471 Automatic data processing machines etc.	5370	44	1312	11
168473 Parts & accessories of office machineries	4937	41	539	4
168474 Machinery washing, crushing etc.	1540	13		
168477 Machinery for working rubber/plastics	1073	9		
168478 Machinery preparng/making up tobaco	38750	323	16596	136
168479 Mechanical appl indivial func. n.i.e	3088	26	37814	308
168481 Taps, cocks, valves & similar etc.	21713	179	29470	241
168482 Ball/ roller bearings	2665	22	15609	128
168483 Transmission shafts, crank, bearing etc.	14666	121	18315	150
168484 Gaskets & similar joints of metal sheeting etc.	529	4	10244	84
168487 Machinery parts,not cont. elect. connectors	51181	425	51095	418
168500 Electrical machinery and equipment and parts thereof; sound recorders and reproducers, television imageand sound recorders and reproducers and parts and accessories of such articles	**742797**	**6132**	**222972**	**1821**
168501 Electric motors and generator	7329	61	2143	18
168502 Electric generating sets, rotary converters	485027	4010	16267	133
168503 Parts electric motor,gen. Set	5074	42	6816	56
168504 Electric transformer, inductors etc.	6012	49	3581	29
168505 Electro-magnets;and articles	907	7	12	0
168507 Electric accumulator;			1201	10
168511 Electrical ignition equipment, etc.	921	8	6831	56
168512 Electrical lighting/signaling equipment,etc	2086	17	18212	149
168514 Industrial/lab electric furnaces, ovens, etc.	821	7	2477	20
168515 Electric laser/photon beam , etc.	6	0	54	0
168516 Electric storage water heater, etc.	8702	71	201	2
168517 Telephone sets , other apparatus etc.	13016	108		
168523 Discs, tapes, smart cards etc.	119506	982	32819	268
168525 Transmission appart radio-tel, etc.	2803	23	988	8
168526 Radar apts,radio remote,etc apts	7435	61		

Import payments by countries /commodities Table-3.2 (Contd.)
(Four digit level HS code)

(First two digit section, second two digit chapter and last two digit indicate four digit level commodities)

(Amount in thousand)

HS Code - Countries/Commodities	2024 - 2025		2025 - 2026	
	Amount (BDT)	Amount (USD)	Amount (BDT)	Amount (USD)
168528 Monitors and projectors etc.	1032	9	2589	21
168528 Monitors and projectors,not incorporating television reception apparatus;reception apparatus for television,whether or not incorporating radio broadcast receivers or sound or videorecording or reproducing apparatus	510	4	227	2
168531 Electrical sound/visual sig apts	109	1		
168533 Electrical resistors, not heating	227	2	197	2
168534 Printed circuits			352	3
168535 Electrical apts for switching > 1000 volts	295	2		
168536 Electrical apparatus for switching or protecting electrical circuits,or for making connections to or in electrical circuits for a voltage notexceeding 1,000 volts; connectors for optical fibres,optical fibres,optical fibre bundles or cables	477	4	265	2
168536 Electrical apts for switching 1000 volts	1374	11	4920	40
168537 Boards, panels, consols, etc.	65600	540	73092	596
168538 Parts: of electrical switching,apts.	5016	42	9743	80
168539 Electric filament/discharge lamps	837	7	550	5
168540 Thermionic,cold cathode valves etc.			16636	136
168541 Diodes, transistors, semi-conductor etc.	2270	19	187	2
168542 Electronic, integrated circuits	781	7	656	5
168543 Electrical machines & apts. n.i.e.	1714	14	18717	154
168544 Insulatd wire, cable etc.	2088	17	2518	21
168545 Carbon electrodes, carbon brushes etc.	820	7	719	6
168548 Electrical parts of machinery or apparatus, not specified or included elsewhere in th			1	0
170000 Vehicales, Aircraft, Vessels and Associated Transport Equipment	**335978**	**2792**	**370373**	**3036**
178600 Railway or tramway locomotives, rollingstock and parts thereof; railway or tramway track fixtures and fittings and parts thereof; mechanical (including electromechanical) trafficsignalling equipment of all kinds			**1976**	**16**
178609 Containers for carriage			1976	16
178700 Vehicles other than railway or tramway rollingstock, and parts and accessories thereof	**6245**	**52**	**12147**	**99**
178701 Tractors(other than tractors of heading 87.09)			4373	36
178708 Parts,accessories, motor vehicles	178	2	274	2
178714 Parts,accessories, of motorcycle/bicycles	6067	50	7500	61
178800 Aircraft, spacecraft and parts thereof			**79849**	**655**
178805 Aircraft launching gear,etc			79616	653
178807 Parts of goods heading 88.01, 88.02 or 88.06			233	2
178900 Ships, boats and floating structures	**329733**	**2740**	**276402**	**2265**
178903 Yachts & other vessels	28204	231	7246	59
178905 Light-vessels,fire-float etc.	301529	2509		
178908 Vessels & other,breaking up			269157	2206

Import payments by countries /commodities Table-3.2 (Contd.)
(Four digit level HS code)

(First two digit section, second two digit chapter and last two digit indicate four digit level commodities)

(Amount in thousand)

HS Code - Countries/Commodities	2024 - 2025		2025 - 2026	
	Amount (BDT)	Amount (USD)	Amount (BDT)	Amount (USD)
180000 Optical, Photographic, Cinematographic, Measuring, Checking, Precision, Medical Orsurgical Instruments and Apparatus; Clocks and Watches; Musical Instruments; Parts and Accessories Thereof	**1029587**	**8539**	**889950**	**7273**
189000 Optical, photographic, cinematographic, measuring, checking, precision, medical orsurgical instruments and apparatus; parts and accessories thereof	**1029587**	**8539**	**889574**	**7270**
189001 Optical fibres etc	179	1		
189002 Lenses, prisims, mirrors etc.			218	2
189011 Compound optical microscopes	3689	31	2231	18
189013 Liquid crystal devices	688	6		
189015 Surveying, hydrographic etc.	9020	76	308	3
189017 Drawing, marking-out etc. inst.			62638	511
189018 Instruments in medical,surgical, etc.	606619	5032	477512	3900
189019 Mechano-therapy,etc,appliances			1247	10
189021 Orthopaedic,appliances etc.	34518	283	1899	16
189022 Appratus based on x-ray,alpha, etc.	225998	1883	107398	878
189024 Machines, hardness,strength test etc.	3422	29	4361	36
189025 Hydrometers,thermometers etc.	5321	44	789	6
189026 Instruments, checking flow,level etc.	2161	18	64656	530
189027 Instruments, physical, chemical analysis etc.	88128	725	137528	1125
189029 Revolution counters,taximeters etc.	554	5		
189030 Oscilloscopes, spectrum analysers etc.,	8121	68	2809	23
189031 Measuring/checking instrument	29712	244	6438	53
189032 Automatic regulating instru	2568	21	4673	38
189033 Parts & accessories n.i.s	8889	74	14870	121
189100 Clocks and watches and parts thereof			**376**	**3**
189102 Wrist, pocket, watch,other than 90.01			326	3
189106 Time of day recording apparatus			50	0
200000 Miscellaneous Manufactured Articles	**9515**	**79**	**10000**	**82**
209400 Furniture; bedding, mattresses, mattress supports, cushions and similar stuffed furnishings; lamps and light fittings, not elsewhere specified or included; illuminated signs, illuminatednameplates and the like; prefabricated buildings	**5288**	**44**	**9662**	**79**
209402 Medical, surgical, dental furniture			1989	16
209403 Other furniture & parts	4397	37		
209405 Lamps and lighting fittings & parts	891	7	7673	63
209500 Toys, games and sports requisites; parts and accessories thereof			**222**	**2**
209506 Articlese for gymnastics, sports etc.			222	2
209600 Miscellaneous manufactured articles	**4227**	**35**	**116**	**1**
209603 Brooms, brushes, etc.	148	1	34	0
209611 Date,sealing/stamps, etc.			82	1
209617 Vacuum flasks & others	4079	34		
New Zealand	**48144258**	**397701**	**48274114**	**394760**
010000 Live Animals and Animal Products	**36549647**	**301582**	**34639441**	**283250**

Import payments by countries /commodities Table-3.2 (Contd.)
(Four digit level HS code)

(First two digit section, second two digit chapter and last two digit indicate four digit level commodities)

(Amount in thousand)

HS Code - Countries/Commodities	2024 - 2025		2025 - 2026	
	Amount (BDT)	Amount (USD)	Amount (BDT)	Amount (USD)
010300 Fish and crustaceans, molluscs and other aquatic invertebrates	**1212**	**10**	**688**	**6**
010307 Molluscs,live chil /fzn /dry etc.	1212	10	688	6
010400 Dairy produce; bird's eggs; natural honey; Edible products of animal origin, not elsewhere specified or included.	**36548435**	**301572**	**34638753**	**283244**
010401 Milk & cream, not containing sugar	3479	29	6038	49
010402 Milk & cream, containing sugar	36241062	299036	34152765	279271
010403 Buttermilk, curdled milk & cream, yogurt etc.	600	5		
010404 Whey, containing sugar /sweetening matter			521	4
010405 Butter , dairy spreads	200833	1654	392280	3207
010406 Cheese and curd	102462	849	87149	712
020000 Vegetable Products	**89050**	**744**	**66396**	**545**
020700 Edible vegetable and certain roots and tubers	**13104**	**109**	**15**	**0**
020703 Onions, shallots, garlic,fresh or chilled	13104	109		
020710 Vegetables , frozen			15	0
020800 Edible fruit nuts; peel of citrus fruit or melons	**52682**	**442**	**62266**	**511**
020808 Apples,pears & quinces, fresh	52682	442	62266	511
021200 Oil seeds and oleaginous fruits; miscellaneous grains; seeds and fruit; industrial or medicinal plants; straw and fodder	**23264**	**192**	**4115**	**34**
021209 Seed,fruit & spores for sowing	23264	192	4115	34
040000 Prepared foodstuffs; Beverages, Spirits and vineger; Tobacco and manufactured tobacco substitues	**290627**	**2412**	**308593**	**2522**
041700 Sugars and sugar confectionery	**240520**	**1996**	**269799**	**2205**
041702 Other sugar incl. lactos glucos	239986	1991	268186	2192
041704 Sugar confctionry, not containing cocoa	534	4	1612	13
041800 Cocoa and cocoa preparations	**43**	**0**		
041806 Chocolate/food prep. Contain. Cocoa	43	0		
041900 Preparations of cereals, flour, starch or milk; pastry cooks' products	**48947**	**407**	**20941**	**171**
041901 Malt extract;	48947	407	20941	171
042100 Miscellaneous edible preparations	**1117**	**9**	**17756**	**145**
042101 Extracts,essences of coffee,tea etc.	862	7		
042103 Sauces and preparations thereof			780	6
042106 Food preparations n.e.s	255	2	16976	139
042200 Beverages, spirits and vinegar			**97**	**1**
042204 Wine of fresh grapes			97	1
050000 Mineral Products	**89775**	**744**	**128328**	**1051**
052500 Salt; sulphur; earths and stone; plastering materials, lime and cement	**89775**	**744**	**128328**	**1051**
052507 Kaolin and other kaolinic clays, whether or not calcined			113065	926
052507 Kaolin and other kaolinic clays;	89775	744		
052508 Other clays;			15263	125
060000 Products of the Chemical or Allied Industries	**40109**	**332**	**36022**	**294**
062800 Inorganic chemicals; organic or inorganic compounds of precious metals, of rare-earth metals, of radioactive elements or of isotopes	**55**	**0**		

Import payments by countries /commodities Table-3.2 (Contd.)
(Four digit level HS code)

(First two digit section, second two digit chapter and last two digit indicate four digit level commodities)

(Amount in thousand)

HS Code - Countries/Commodities	2024 - 2025		2025 - 2026	
	Amount (BDT)	Amount (USD)	Amount (BDT)	Amount (USD)
062827 Chloride/bromide/iodides	19	0		
062831 Dithionites and sulphoxylates	36	0		
062900 Organic chemicals	**6841**	**56**	**9328**	**76**
062922 Oxygen-function amino-compound	6841	56	9328	76
063500 Albuminoidal substances; modified starches, glues, enzymes	**4852**	**40**	**1834**	**15**
063501 Casein ,caseinates, casein derivatives	4571	38	1178	10
063504 Peptones & derivatives, etc.	281	2	656	5
063800 Miscellaneous chemical products	**28361**	**235**	**24860**	**203**
063808 Insecticides, rodenticides etc.	22062	183	22481	184
063821 Prepared culture media	14	0	2270	18
063822 Diagnostic or laboratory reagents	724	6	109	1
063824 Prepared binders for foundry moulds;	5560	46		
070000 Plastics & Rubber Articles Thereof	**76978**	**637**	**132491**	**1085**
073900 Plastics and articles thereof	**76977**	**637**	**132491**	**1085**
073915 Waste,parings & scrap or plastic	57951	480	36526	298
073917 Tube, pipe & hoses etc of plastics	974	8	2684	22
073919 Self-adhesive, plates, sheets etc of plastics			92918	762
073920 Other plates,sheets,etc of plastic, non-cellular	17639	145		
073926 Other plastics & articles	412	3	363	3
074000 Rubber and articles thereof	**1**	**0**		
074016 Other articles of vulcanised rubber	1	0		
080000 Raw Hides and Skins, Leather and Articles Thereof; Saddlery and Harness; Travel Goods, Handbags nad Similar Containers; Articles of Animal Gut	**112**	**1**	**112**	**1**
084100 Raw hides and skins and leather	**112**	**1**		
084114 Chamois leather;patent leather	112	1		
084200 Articles of leather; saddlery and harness, travel goods, handbags and similar containers; articles of animal gut			**112**	**1**
084202 Trunks, suit-case, vanity-case etc.			112	1
100000 Pulp of wood or of other fibrous cellulosic material; recovered (waste and scrap) paper or paperboard; paper and paperboard and articles thereof	**1792**	**15**	**111125**	**911**
104700 Pulp of wood or of other fibrous cellulosic meterial; Recovered (Waste and scrap) paper or paperboard	**1792**	**15**	**111125**	**911**
104705 Wood pulp,comb. of mech. &chem.			111125	911
104707 Recovered paper/paperboard	1792	15		
110000 Textiles & Textile Articles	**31919**	**265**	**31133**	**255**
115100 Wool, fine or coarse animal hair; woven fabric	**29475**	**245**	**28575**	**234**
115101 Wool not carded or combed	29475	245	28575	234
115900 Impregnated, coated, covered textile fabrics etc.	**604**	**5**	**119**	**1**
115903 Tex fabrics impregnated,coated etc	604	5	119	1
116000 Knitted or crocheted fabrics	**1841**	**15**	**2439**	**20**
116002 Knitted or crochetd fabrics, wegt 5%+ of rub. thread	1841	15	2439	20

Import payments by countries /commodities Table-3.2 (Contd.)
(Four digit level HS code)

(First two digit section, second two digit chapter and last two digit indicate four digit level commodities)

(Amount in thousand)

HS Code - Countries/Commodities	2024 - 2025		2025 - 2026	
	Amount (BDT)	Amount (USD)	Amount (BDT)	Amount (USD)
150000 Base Metals & Articles of Base Metal	**10943595**	**90714**	**12765247**	**104395**
157200 Iron and Steel	**10942140**	**90702**	**12764204**	**104386**
157204 Ferrous waste & scrap	10805884	89582	12763992	104384
157209 Flat-rolled prodt, >= width 600 mm, cold-rolled	34733	284		
157210 Flat-rolled prodt, >= width 600 mm, clad,plated	87208	718		
157212 Flat-rolled prodt, width 600 mm, clad,plated	14316	119		
157217 Wire of iron or non-aloy steel			212	2
157300 Articles of Iron and Steel	**1456**	**12**	**90**	**1**
157307 Tubes/ pipes fittings of iron / steel	754	6		
157318 Screws,bolts,nuts, etc.			17	0
157326 Other articles of iron or steel	702	6	73	1
157600 Aluminium and Articles Thereof			**229**	**2**
157606 Aluminium plates, sheets, strip			229	2
158300 Miscellaneous articles of base metal			**724**	**6**
158301 Padlocks & locks, of base metal			18	0
158302 Base metal mountings,fittings & articles etc.			706	6
160000 Machinery and mechanical appliances; electrical equipment; parts thereof; soundrecorders and reproducers, television image and soundrecorders and reproducers; and parts and accessories of such articles	**11103**	**91**	**22702**	**185**
168400 Nuclear reactors, boilers, machinery and mechanical appliances; parts thereof	**10740**	**88**	**12612**	**103**
168409 Parts spark-ignition pistn engin	127	1		
168412 Other engines and motors	7157	58	4917	40
168413 Pumps for liquids			2260	18
168414 Air/vacum pumps, gas compressors & fans			159	1
168417 Industrial/lab furmaces & oven etc.			49	0
168431 Parts suitable of machinery	2972	25		
168434 Milking mach & dairy machinery			158	1
168443 Printing machinery	83	1		
168473 Parts & accessories of office machineries			85	1
168481 Taps, cocks, valves & similar etc.	400	3	4792	39
168487 Machinery parts,not cont. elect. connectors	1	0	192	2
168500 Electrical machinery and equipment and parts thereof; sound recorders and reproducers, television imageand sound recorders and reproducers and parts and accessories of such articles	**362**	**3**	**10090**	**82**
168503 Parts electric motor,gen. Set	32	0		
168507 Electric accumulator;	12	0		
168514 Industrial/lab electric furnaces, ovens, etc.			275	2
168523 Discs, tapes, smart cards etc.			9815	80
168536 Electrical apts for switching 1000 volts	318	3		
180000 Optical, Photographic, Cinematographic, Measuring, Checking, Precision, Medical Orsurgical Instruments and Apparatus; Clocks and Watches; Musical Instruments; Parts and Accessories Thereof	**1145**	**10**	**31780**	**260**

Import payments by countries /commodities Table-3.2 (Contd.)
(Four digit level HS code)

(First two digit section, second two digit chapter and last two digit indicate four digit level commodities)

(Amount in thousand)

HS Code - Countries/Commodities	2024 - 2025		2025 - 2026	
	Amount (BDT)	Amount (USD)	Amount (BDT)	Amount (USD)
189000 Optical, photographic, cinematographic, measuring, checking, precision, medical orsurgical instruments and apparatus; parts and accessories thereof	**1145**	**10**	**31780**	**260**
189019 Mechano-therapy,etc,appliances			31768	260
189025 Hydrometers,thermometers etc.	95	1		
189026 Instruments, checking flow,level etc.			11	0
189031 Measuring/checking instrument	1050	9		
200000 Miscellaneous Manufactured Articles	**18407**	**155**	**744**	**6**
209400 Furniture; bedding, mattresses, mattress supports, cushions and similar stuffed furnishings; lamps and light fittings, not elsewhere specified or included; illuminated signs, illuminatednameplates and the like; prefabricated buildings	**18407**	**155**		
209404 Mattress supports;	18212	153		
209405 Lamps and lighting fittings & parts	196	2		
209600 Miscellaneous manufactured articles			**744**	**6**
209607 Slide fasteners and parts			744	6
Nicaragua	**28666**	**236**	**38492**	**315**
020000 Vegetable Products	**28666**	**236**	**38492**	**315**
020900 Coffee, tea, mate and spices	**28666**	**236**	**38492**	**315**
020901 Cofee, not roastd or roasted	28666	236	38492	315
Nigeria	**12730163**	**106666**	**17705262**	**144864**
010000 Live Animals and Animal Products	**14**	**0**		
010300 Fish and crustaceans, molluscs and other aquatic invertebrates	**14**	**0**		
010301 Live fish	14	0		
020000 Vegetable Products	**7484**	**62**	**63628**	**520**
020800 Edible fruit nuts; peel of citrus fruit or melons	**5142**	**42**	**36508**	**299**
020801 Coconuts, brazil nuts and cashew nuts	5142	42	36508	299
021200 Oil seeds and oleaginous fruits; miscellaneous grains; seeds and fruit; industrial or medicinal plants; straw and fodder	**2341**	**20**	**27120**	**221**
021201 Soya bean,whether/ not broken	2341	20	27120	221
040000 Prepared foodstuffs; Beverages, Spirits and vineger; Tobacco and manufactured tobacco substitues			**608530**	**4980**
042300 Residues and waste from the food industries; Prepared animal fodder			**608530**	**4980**
042302 Bran sharps and othere residues			607793	4974
042306 Oilcake ,not soya-bean / ground-nut oil			737	6
050000 Mineral Products	**12319393**	**103233**	**16871414**	**138044**
052700 Mineral fuels, mineral oilsand products of their distillation bituminous substances; mineral waxes	**12319393**	**103233**	**16871414**	**138044**
052711 Petroleum gases & other gaseous hydrocarbons	12319393	103233	16871414	138044
090000 Wood and Articles of Wood; Wood Charcoal; Cork and Articles of Cork; Manufactures of Straw, of Esparto or Other Plaiting Materials; Basketware & Wickerwork	**10238**	**85**	**15513**	**127**
094400 Wood and articles of wood; wood charcoal	**10238**	**85**	**15513**	**127**

Import payments by countries /commodities Table-3.2 (Contd.)
(Four digit level HS code)

(First two digit section, second two digit chapter and last two digit indicate four digit level commodities)

(Amount in thousand)

HS Code - Countries/Commodities	2024 - 2025		2025 - 2026	
	Amount (BDT)	Amount (USD)	Amount (BDT)	Amount (USD)
094403 Wood in the rough	10238	85	15513	127
110000 Textiles & Textile Articles	**393034**	**3286**	**146177**	**1193**
115200 Cotton	**393034**	**3286**	**146177**	**1193**
115201 Cotton not carded or combed	393034	3286	146177	1193
Norway	**1872771**	**15488**	**1865745**	**15243**
010000 Live Animals and Animal Products	**3289**	**27**	**841**	**7**
010300 Fish and crustaceans, molluscs and other aquatic invertebrates	**3289**	**27**	**841**	**7**
010302 Fish,fresh or chilled excld. fish fillets	1191	10	841	7
010303 Fish frozen excld. fish fillet	1361	11		
010304 Fish fillets & other fish meat, fresh/chl/fzn	737	6		
030000 Animal or vegetable fats and oils and their cleavage products; prepared edible fats; animal or vegetable waxes	**243026**	**2017**	**197610**	**1615**
031500 Animal or vegetable fats and oils and their cleavage products; prepared edible fats; animal or vegetable waxes	**243026**	**2017**	**197610**	**1615**
031504 Fats and oils & their fractions	243026	2017	197610	1615
040000 Prepared foodstuffs; Beverages, Spirits and vineger; Tobacco and manufactured tobacco substitues	**75856**	**625**	**155540**	**1272**
041800 Cocoa and cocoa preparations			**95**	**1**
041806 Chocolate/food prep. Contain. Cocoa			95	1
041900 Preparations of cereals, flour, starch or milk; pastry cooks' products			**1949**	**16**
041901 Malt extract;			762	6
041904 Prepared foods obtained,cereal products,			156	1
041905 Bread,pastry,cakes,biscuits etc.			1031	8
042000 Preparations of vegetables, fruit, nuts or other parts of plants			**320**	**3**
042009 Frut & vegetable juices			320	3
042100 Miscellaneous edible preparations	**724**	**6**	**371**	**3**
042103 Sauces and preparations thereof	724	6	371	3
042200 Beverages, spirits and vinegar			**1644**	**13**
042201 Mineral & aerated waters,not add. Sug.			1625	13
042203 Beer made from malt			19	0
042300 Residues and waste from the food industries; Prepared animal fodder	**75132**	**619**	**151160**	**1236**
042309 Preparations of a kind used in animal feeding	75132	619	151160	1236
050000 Mineral Products	**8257**	**68**	**21109**	**173**
052500 Salt; sulphur; earths and stone; plastering materials, lime and cement	**8257**	**68**	**21109**	**173**
052516 Granite, porphyry,basalt,sandstone etc.	8257	68	21108	173
052529 Feldspar,fluorspar, leucite; etc.			0	0
060000 Products of the Chemical or Allied Industries	**143370**	**1180**	**100987**	**825**
062800 Inorganic chemicals; organic or inorganic compounds of precious metals, of rare-earth metals, of radioactive elements or of isotopes	**11949**	**98**	**16230**	**133**
062825 Hydrazine/hydroxylamine & salt etc.	11949	98	15384	126
062833 Sulphate alums, peroxosulphate			846	7
062900 Organic chemicals	**3874**	**32**	**174**	**1**

Import payments by countries /commodities Table-3.2 (Contd.)
(Four digit level HS code)

(First two digit section, second two digit chapter and last two digit indicate four digit level commodities)

(Amount in thousand)

HS Code - Countries/Commodities	2024 - 2025		2025 - 2026	
	Amount (BDT)	Amount (USD)	Amount (BDT)	Amount (USD)
062912 Aldehydes			174	1
062921 Amine function compounds	3874	32		
063000 Pharmaceutical products	**2519**	**21**		
063006 Pharmaceutical goods	2519	21		
063200 Tanning or dyeing extracts; Tannins and their derivatives; Dyes, pigments and other colouring matter; Paints and varnishes; Putty and other mastics; Inks	**5014**	**42**	**3164**	**26**
063204 Synthetic organic colouring matter	1294	11		
063213 Artist student or signbord painters'	3721	31	3164	26
063300 Essential oils & resinoids; Perfum, cosmetic or toilet preperations			**126**	**1**
063306 Preparations for oral/dental hygiene			126	1
063400 Soap, organic surf-active agents, lubricating etc.	**29646**	**245**	**13370**	**109**
063403 Lubricat preparations etc.	29646	245	13370	109
063500 Albuminoidal substances; modified starches, glues, enzymes	**53936**	**442**	**47251**	**386**
063506 Prepared glues & other prep. adhesives	53936	442	47251	386
063800 Miscellaneous chemical products	**36433**	**301**	**20672**	**169**
063804 Residual lyes from mfg of wood pulp	3573	29	5297	43
063815 Reaction initiator & accelerators	6776	56		
063820 Anti-freezing preparations	2944	25		
063821 Prepared culture media	2	0		
063822 Diagnostic or laboratory reagents	10626	89	6871	56
063824 Prepared binders for foundry moulds;	12512	103	8505	70
070000 Plastics & Rubber Articles Thereof	**141855**	**1177**	**254576**	**2083**
073900 Plastics and articles thereof	**134130**	**1114**	**252008**	**2062**
073901 Polymers of ethylene, in primary forms	50305	423	81062	663
073906 Acrylic polymers in primry forms	7967	66	7602	62
073910 Silicons in primary forms	99	1	271	2
073913 Natural polymers, in primary forms	73967	609	107488	878
073917 Tube, pipe & hoses etc of plastics	553	5	1665	14
073920 Other plates,sheets,etc of plastic, non-cellular			133	1
073926 Other plastics & articles	1239	10	53787	442
074000 Rubber and articles thereof	**7725**	**63**	**2568**	**21**
074009 Tubes pipes & hoses etc.	279	2	797	7
074016 Other articles of vulcanised rubber	7446	61	1771	14
100000 Pulp of wood or of other fibrous cellulosic material; recovered (waste and scrap) paper or paperboard; paper and paperboard and articles thereof	**7938**	**65**	**70**	**1**
104800 Paper and paperboard; articles of paper pulp, of paper or of paperboard	**7689**	**63**		
104801 Newsprint, in rolls or sheets	7683	63		
104823 Other paper/board cellulose wadding etc.	6	0		
104900 Printed books, newspapers, pictures etc.	**249**	**2**	**70**	**1**
104908 Transfers (decalcomanias)	249	2	70	1
110000 Textiles & Textile Articles	**21585**	**177**	**451**	**4**

Import payments by countries /commodities Table-3.2 (Contd.)
(Four digit level HS code)

(First two digit section, second two digit chapter and last two digit indicate four digit level commodities)

(Amount in thousand)

HS Code - Countries/Commodities	2024 - 2025		2025 - 2026	
	Amount (BDT)	Amount (USD)	Amount (BDT)	Amount (USD)
115500 Man-made staple fibres	**408**	**3**		
115516 Woven fabrics artificial staple fibres	408	3		
115600 Wadding, felt and nonwovens; special yarns etc.	**21177**	**174**		
115607 Twine, cordage, cbles etc.	21177	174		
115900 Impregnated, coated, covered textile fabrics etc.			**451**	**4**
115909 Text hosepiping & similr tex tubing			451	4
130000 Articles of Stone, Plaster, Cement, Asbestos, Mica or Similar Materials; Ceramic Products; Glass and Glassware	**747**	**6**		
136900 Ceramic products	**747**	**6**		
136910 Ceramic sinks, wash basins etc.	747	6		
150000 Base Metals & Articles of Base Metal	**21186**	**175**	**27350**	**223**
157200 Iron and Steel	**5473**	**45**	**1703**	**14**
157202 Ferro-alloys	4002	33	1703	14
157228 Other bars & rods, of other alloy steel	1471	12		
157300 Articles of Iron and Steel	**9184**	**76**	**12145**	**99**
157304 Tubes, pipes etc. other than cast iron	916	8	44	0
157306 Other tubes, pipes & hollow profiles	2002	17		
157307 Tubes/ pipes fittings of iron / steel	174	1	853	7
157315 Chain and parts, of iron/steel	417	3		
157318 Screws,bolts,nuts, etc.	4709	39	3616	30
157320 Springs &leaves for springs	129	1		
157325 Other cast articles,of iron or stl	75	1		
157326 Other articles of iron or steel	762	6	7633	62
157400 Copper and Articles Thereof	**522**	**4**	**474**	**4**
157415 Nails, tacks, drawing pins, of copper etc.	522	4	474	4
157500 Nickel and Articles Thereof	**3037**	**25**		
157502 Unwrought nickel	3037	25		
157600 Aluminium and Articles Thereof	**78**	**1**		
157616 Other aluminium articles	78	1		
158200 Tools, implements, cutlery, spoons and forks, of base metal; parts thereof of base metal			**996**	**8**
158205 Hand tools n.i.e			996	8
158300 Miscellaneous articles of base metal	**2891**	**24**	**12032**	**98**
158301 Padlocks & locks, of base metal			12032	98
158302 Base metal mountings,fittings & articles etc.	2891	24		
160000 Machinery & mechanical appliances; electrical equipment;			**486**	**4**
168500 Electrical machinery and equipment and parts			**486**	**4**
168526 Radar apts,radio remote,etc apts			486	4
160000 Machinery and mechanical appliances; electrical equipment; parts thereof; soundrecorders and reproducers, television image and soundrecorders and reproducers; and parts and accessories of such articles	**808363**	**6680**	**396748**	**3239**
168400 Nuclear reactors, boilers, machinery and mechanical appliances; parts thereof	**474795**	**3935**	**329746**	**2693**

Import payments by countries /commodities Table-3.2 (Contd.)
(Four digit level HS code)

(First two digit section, second two digit chapter and last two digit indicate four digit level commodities)

(Amount in thousand)

HS Code - Countries/Commodities	2024 - 2025		2025 - 2026	
	Amount (BDT)	Amount (USD)	Amount (BDT)	Amount (USD)
168402 Steam /other vapour generating boilers	560	5		
168405 Producer gas/water gas generators	10321	85		
168406 Steam turbines & other vapour turbines			1406	12
168407 Spark-ignition/rot piston engines	178798	1490		
168408 Compression-ignition piston engin			128904	1054
168409 Parts spark-ignition pistn engin	40346	331	76915	627
168412 Other engines and motors	1005	8	653	5
168413 Pumps for liquids	23967	200	2464	20
168414 Air/vacum pumps, gas compressors & fans	2682	22	3400	28
168419 Machinery, plant/ lab equipments etc.	415	3	300	2
168420 Calendering/other roling machines	1529	13		
168421 Centrifuges, filtering machinery rtc.	2710	23	7712	63
168422 Dish washing machines, etc.	180988	1496	85183	695
168433 Harvesting or threshing machinery	70	1		
168454 Converters, ladles ingot machinies	115	1		
168471 Automatic data processing machines etc.	1780	15	1925	16
168473 Parts & accessories of office machineries	1151	10		
168479 Mechanical appl indivial func. n.i.e	124	1	831	7
168481 Taps, cocks, valves & similar etc.	4698	39	10271	84
168482 Ball/ roller bearings	1051	9	1146	9
168483 Transmission shafts, crank, bearing etc.	13639	113	159	1
168484 Gaskets & similar joints of metal sheeting etc.	4409	36	6850	56
168487 Machinery parts,not cont. elect. connectors	4436	36	1628	13
168500 Electrical machinery and equipment and parts thereof; sound recorders and reproducers, television imageand sound recorders and reproducers and parts and accessories of such articles	**333568**	**2745**	**67002**	**547**
168501 Electric motors and generator	88835	729		
168502 Electric generating sets, rotary converters	232385	1914		
168504 Electric transformer, inductors etc.			18153	148
168517 Telephone sets , other apparatus etc.	1562	13	4253	35
168518 Microphones & stands therefor;	868	7	2367	19
168523 Discs, tapes, smart cards etc.	19	0	21	0
168525 Transmission appart radio-tel, etc.			17868	146
168526 Radar apts,radio remote,etc apts	3254	26	9961	81
168528 Monitors and projectors etc.			754	6
168528 Monitors and projectors,not incorporating television reception apparatus;reception apparatus for television,whether or not incorporating radio broadcast receivers or sound or videorecording or reproducing apparatus	6059	51		
168531 Electrical sound/visual sig apts			9173	75
168536 Electrical apts for switching 1000 volts	128	1	715	6
168537 Boards, panels, consols, etc.	17	0	2525	21
168542 Electronic, integrated circuits			211	2
168544 Insulatd wire, cable etc.	441	4	1000	8

Import payments by countries /commodities Table-3.2 (Contd.)
(Four digit level HS code)

(First two digit section, second two digit chapter and last two digit indicate four digit level commodities)

(Amount in thousand)

HS Code - Countries/Commodities	2024 - 2025		2025 - 2026	
	Amount (BDT)	Amount (USD)	Amount (BDT)	Amount (USD)
170000 Vehicales, Aircraft, Vessels and Associated Transport Equipment	**14898**	**122**	**206981**	**1686**
178700 Vehicles other than railway or tramway rollingstock, and parts and accessories thereof	**117**	**1**	**121**	**1**
178708 Parts,accessories, motor vehicles	117	1	121	1
178900 Ships, boats and floating structures	**14781**	**121**	**206860**	**1685**
178907 Other floating structure	14781	121		
178908 Vessels & other,breaking up			206860	1685
180000 Optical, Photographic, Cinematographic, Measuring, Checking, Precision, Medical Orsurgical Instruments and Apparatus; Clocks and Watches; Musical Instruments; Parts and Accessories Thereof	**335368**	**2776**	**359893**	**2942**
189000 Optical, photographic, cinematographic, measuring, checking, precision, medical orsurgical instruments and apparatus; parts and accessories thereof	**335368**	**2776**	**359893**	**2942**
189014 Direction finding compasses	48648	405	36499	299
189015 Surveying, hydrographic etc.	48755	399	62171	508
189018 Instruments in medical,surgical, etc.	228887	1897	234766	1918
189021 Orthopaedic,appliances etc.			1668	14
189022 Appratus based on x-ray,alpha, etc.			15207	124
189023 Instruments demonstrationl purposes			285	2
189025 Hydrometers,thermometers etc.			4738	39
189026 Instruments, checking flow,level etc.	260	2	1747	14
189031 Measuring/checking instrument	2809	23	2177	18
189032 Automatic regulating instru	1467	12		
189033 Parts & accessories n.i.s	4542	37	637	5
180000 Optical, photographic, clocks, musical instruments etc.	**47032**	**392**	**139455**	**1141**
189000 Optical, photographic, etc.	**47032**	**392**	**139455**	**1141**
189014 Direction finding compasses	47032	392	139455	1141
200000 Miscellaneous Manufactured Articles			**3650**	**30**
209400 Furniture; bedding, mattresses, mattress supports, cushions and similar stuffed furnishings; lamps and light fittings, not elsewhere specified or included; illuminated signs, illuminatednameplates and the like; prefabricated buildings			**3650**	**30**
209405 Lamps and lighting fittings & parts			3650	30
Oman	**30028022**	**247750**	**46510936**	**380307**
010000 Live Animals and Animal Products	**679488**	**5618**	**1537227**	**12578**
010100 Live animals	**78761**	**668**		
010103 Live swine	78761	668		
010300 Fish and crustaceans, molluscs and other aquatic invertebrates	**550244**	**4537**	**1428941**	**11689**
010302 Fish,fresh or chilled excld. fish fillets	2280	19		
010303 Fish frozen excld. fish fillet	542384	4472	1428941	11689
010305 Fish,dried,salted or in brine	5579	46		
010500 Products of animal origin, not elsewhere specified orincluded	**50484**	**414**	**108287**	**889**
010511 Animal products, nes	50484	414	108287	889
020000 Vegetable Products	**2008**	**16**		

Import payments by countries /commodities Table-3.2 (Contd.)
(Four digit level HS code)

(First two digit section, second two digit chapter and last two digit indicate four digit level commodities)

(Amount in thousand)

HS Code - Countries/Commodities	2024 - 2025		2025 - 2026	
	Amount (BDT)	Amount (USD)	Amount (BDT)	Amount (USD)
021000 Cereals	**2008**	**16**		
021005 Maize (corn)	2008	16		
030000 Animal or vegetable fats and oils and their cleavage products; prepared edible fats; animal or vegetable waxes			**4068**	**33**
031500 Animal or vegetable fats and oils and their cleavage products; prepared edible fats; animal or vegetable waxes			**4068**	**33**
031504 Fats and oils & their fractions			4068	33
040000 Prepared foodstuffs; Beverages, Spirits and vineger; Tobacco and manufactured tobacco substitues	**241480**	**1989**	**245219**	**2009**
042100 Miscellaneous edible preparations	**509**	**4**	**2415**	**20**
042103 Sauces and preparations thereof	509	4	2415	20
042300 Residues and waste from the food industries; Prepared animal fodder	**240971**	**1985**	**242804**	**1989**
042309 Preparations of a kind used in animal feeding	240971	1985	242804	1989
050000 Mineral Products	**20463628**	**168500**	**39691578**	**324514**
052500 Salt; sulphur; earths and stone; plastering materials, lime and cement	**4382281**	**36259**	**3887113**	**31802**
052503 Sulphur of all kinds	11487	97	12179	100
052517 Pebble, gravel, broken or crushd stone	960736	7926	1190904	9736
052520 Gypsum;anhydrite plasters	2073815	17150	1978836	16180
052522 Quicklime, slaked lime, hydralic lime	39553	328	106654	873
052523 Portland cement	1296691	10758	598541	4912
052700 Mineral fuels, mineral oilsand products of their distillation bituminous substances; mineral waxes	**16081346**	**132241**	**35804465**	**292712**
052710 Petroleum oils, refined	4807385	39725	7704809	62773
052711 PETROLEUM GASES AND OTHER GASEOUS HYDROCARBONS	1833483	15047	2165679	17729
052711 Petroleum gases & other gaseous hydrocarbons	8981143	73693	24658357	201798
052713 Petro coke,bitumen etc.	459335	3776	1275621	10412
060000 Products of the Chemical or Allied Industries	**29499**	**245**	**53776**	**441**
062800 Inorganic chemicals; organic or inorganic compounds of precious metals, of rare-earth metals, of radioactive elements or of isotopes	**9282**	**76**		
062808 Nitric acid;sulphonitric acids	1661	14		
062820 Manganese oxides	7620	63		
062900 Organic chemicals	**17503**	**146**	**53347**	**437**
062905 Acyclic alcohol/halogn sulpho,etc	6444	54	37151	305
062933 Heterocyclic comp w/nitrogen			2128	17
062941 Antibiotics	11060	92	14067	115
063200 Tanning or dyeing extracts; Tannins and their derivatives; Dyes, pigments and other colouring matter; Paints and varnishes; Putty and other mastics; Inks	**439**	**4**	**101**	**1**
063208 Paints and varnishes;	439	4		
063212 Pigments dispersed in non-aqueous			101	1
063300 Essential oils & resinoids; Perfum, cosmetic or toilet preperations	**2275**	**19**	**328**	**3**
063303 Perfumes and toilet waters	0	0		

Import payments by countries /commodities Table-3.2 (Contd.)
(Four digit level HS code)

(First two digit section, second two digit chapter and last two digit indicate four digit level commodities)

(Amount in thousand)

HS Code - Countries/Commodities	2024 - 2025		2025 - 2026	
	Amount (BDT)	Amount (USD)	Amount (BDT)	Amount (USD)
063307 Pre-shave,shaving/after-shave	2275	19	328	3
070000 Plastics & Rubber Articles Thereof	**6941632**	**57451**	**4196381**	**34321**
073900 Plastics and articles thereof	**6940487**	**57441**	**4196156**	**34319**
073901 Polymers of ethylene, in primary forms	3765086	31186	2209756	18071
073902 Polymers/ propylen/olefin in primary forms	2606896	21566	1429098	11687
073906 Acrylic polymers in primry forms			2634	22
073907 Polyacetals in primary forms			2934	24
073909 Amino-resins, in primary forms	554213	4571	540517	4424
073919 Self-adhesive, plates, sheets etc of plastics			5602	46
073920 Other plates,sheets,etc of plastic, non-cellular	5899	50		
073921 Other Plates, sheets etc. of plastics	8393	69	5616	46
074000 Rubber and articles thereof	**1146**	**10**	**225**	**2**
074003 Reclaimed rub in primary form			225	2
074016 Other articles of vulcanised rubber	1146	10		
080000 Raw Hides and Skins, Leather and Articles Thereof; Saddlery and Harness; Travel Goods, Handbags nad Similar Containers; Articles of Animal Gut			**21**	**0**
084200 Articles of leather; saddlery and harness, travel goods, handbags and similar containers; articles of animal gut			**21**	**0**
084202 Trunks, suit-case, vanity-case etc.			21	0
100000 Pulp of wood or of other fibrous cellulosic material; recovered (waste and scrap) paper or paperboard; paper and paperboard and articles thereof	**216031**	**1799**		
104800 Paper and paperboard; articles of paper pulp, of paper or of paperboard	**216031**	**1799**		
104805 Other uncoated paper/paprboard	214219	1784		
104810 Paper and paperboard,coated	1812	15		
150000 Base Metals & Articles of Base Metal	**1446767**	**12069**	**776912**	**6364**
157200 Iron and Steel	**94522**	**794**		
157204 Ferrous waste & scrap	94522	794		
157300 Articles of Iron and Steel	**31209**	**256**		
157326 Other articles of iron or steel	31209	256		
157600 Aluminium and Articles Thereof	**1321036**	**11019**	**776912**	**6364**
157601 Unwrought aluminium	1246783	10393	776912	6364
157616 Other aluminium articles	74253	625		
170000 Vehicales, Aircraft, Vessels and Associated Transport Equipment	**3343**	**28**		
178700 Vehicles other than railway or tramway rollingstock, and parts and accessories thereof	**3343**	**28**		
178702 Motor vehicales, public-passengers	3343	28		
200000 Miscellaneous Manufactured Articles	**4145**	**34**	**5754**	**47**
209600 Miscellaneous manufactured articles	**4145**	**34**	**5754**	**47**
209603 Brooms, brushes, etc.	4145	34	5754	47
Pakistan	**90331536**	**747657**	**82739098**	**676549**
010000 Live Animals and Animal Products	**201948**	**1664**	**231983**	**1897**
010100 Live animals	**497**	**4**	**1330**	**11**

Import payments by countries /commodities Table-3.2 (Contd.)
(Four digit level HS code)

(First two digit section, second two digit chapter and last two digit indicate four digit level commodities)

(Amount in thousand)

HS Code - Countries/Commodities	2024 - 2025		2025 - 2026	
	Amount (BDT)	Amount (USD)	Amount (BDT)	Amount (USD)
010106 Other live animals	497	4	1330	11
010300 Fish and crustaceans, molluscs and other aquatic invertebrates	**174966**	**1441**	**205823**	**1683**
010303 Fish frozen excld. fish fillet	133587	1098	165618	1354
010304 Fish fillets & other fish meat, fresh/chl/fzn	1583	13		
010305 Fish,dried,salted or in brine	39797	329	40205	329
010400 Dairy produce; bird's eggs; natural honey; Edible products of animal origin, not elsewhere specified or included.	**16551**	**138**	**5113**	**42**
010402 Milk & cream, containing sugar	14003	117		
010409 Natural honey	2548	21	5113	42
010500 Products of animal origin, not elsewhere specified orincluded	**9934**	**82**	**19717**	**161**
010501 Human hair	9934	82	19717	161
020000 Vegetable Products	**4116711**	**33917**	**2996123**	**24428**
020700 Edible vegetable and certain roots and tubers	**331642**	**2770**	**8162**	**67**
020701 Potatoes, fresh or chilled	9523	79	1587	13
020703 Onions, shallots, garlic,fresh or chilled	322119	2691	6575	54
020800 Edible fruit nuts; peel of citrus fruit or melons	**194466**	**1599**	**420465**	**3434**
020804 Dates figs pinapples etc., fresh/dried	62066	513	97632	798
020805 Citrus fruits, fresh or dried	92858	761	206302	1684
020806 Grapes, fresh or dried			117	1
020808 Apples,pears & quinces, fresh	3014	25	11448	94
020813 Fruit,dried other not coconut etc.	36528	300	104966	857
020900 Coffee, tea, mate and spices	**72957**	**604**	**98107**	**802**
020909 Seeds of anise/badian/cumin etc.	32776	269	63227	517
020910 Ginger saffron,turmric & other spices	40181	334	34881	286
021000 Cereals	**3369181**	**27710**	**2320388**	**18907**
021005 Maize (corn)	431233	3622	5410	44
021006 Rice	2937948	24088	2314978	18862
021100 Products of the milling industry; Malt; Starces; Inulin; Eheat gluten	**107327**	**892**	**80014**	**654**
021108 Starches ; inulin	107327	892	80014	654
021200 Oil seeds and oleaginous fruits; miscellaneous grains; seeds and fruit; industrial or medicinal plants; straw and fodder	**26407**	**218**	**48732**	**398**
021207 Other oil seed & oleagious fruits			2675	22
021211 Plants & parts of plants for perfum/pharmacy	26407	218	45868	375
021213 Cereal straw and husks			188	2
021300 Lac; Gums, Resins and other vegetable saps and extracts	**11982**	**101**	**12388**	**101**
021301 Lac; natural gum, gum-resin etc.	11982	101	12388	101
021400 Vegetable plaiting meterails; Vegetable products not elsewhere specified or included	**2748**	**23**	**7867**	**64**
021404 Vegetable products n.e.s	2748	23	7867	64
030000 Animal or vegetable fats and oils and their cleavage products; prepared edible fats; animal or vegetable waxes	**4401**	**36**		

Import payments by countries /commodities Table-3.2 (Contd.)
(Four digit level HS code)

(First two digit section, second two digit chapter and last two digit indicate four digit level commodities)

(Amount in thousand)

HS Code - Countries/Commodities	2024 - 2025		2025 - 2026	
	Amount (BDT)	Amount (USD)	Amount (BDT)	Amount (USD)
031500 Animal or vegetable fats and oils and their cleavage products; prepared edible fats; animal or vegetable waxes	**4401**	**36**		
031516 Animal/vegetable fats & oils, not refined	4172	34		
031521 Vegetable waxes & beewaxes etc.,not refined	229	2		
040000 Prepared foodstuffs; Beverages, Spirits and vineger; Tobacco and manufactured tobacco substitues	**2947427**	**24226**	**1065091**	**8715**
041700 Sugars and sugar confectionery	**1799049**	**14775**	**7104**	**58**
041701 Cane or beet sugar,in solid form	1525145	12529		
041702 Other sugar incl. lactos glucos			15	0
041703 Molasses from extr/refining sugr	273904	2246	6502	53
041704 Sugar confctionry, not containing cocoa			587	5
041800 Cocoa and cocoa preparations	**3976**	**33**	**588**	**5**
041806 Chocolate/food prep. Contain. Cocoa	3976	33	588	5
041900 Preparations of cereals, flour, starch or milk; pastry cooks' products	**17379**	**145**	**33888**	**277**
041901 Malt extract;	17270	144	32128	263
041902 Pasta whether or not cooked	109	1	1683	14
041905 Bread,pastry,cakes,biscuits etc.			77	1
042000 Preparations of vegetables, fruit, nuts or other parts of plants	**68943**	**572**	**80378**	**657**
042001 Vegetibles,fruit,nut & other edible part of plants			130	1
042005 Other Veg. prep/presrv., not frozen			224	2
042008 Fruit & nuts etc.,	32496	271	48525	397
042009 Frut & vegetable juices	36447	301	31499	258
042100 Miscellaneous edible preparations	**42718**	**353**	**82007**	**670**
042103 Sauces and preparations thereof	37948	314	65582	536
042106 Food preparations n.e.s	4770	39	16425	134
042200 Beverages, spirits and vinegar	**28316**	**234**	**27801**	**227**
042207 Undenaturd ethyl alcohol vol. 80%+	28316	234	27801	227
042300 Residues and waste from the food industries; Prepared animal fodder	**987046**	**8113**	**778316**	**6371**
042302 Bran sharps and othere residues	982478	8076	750763	6146
042303 Residues of strach manufacture			1008	8
042309 Preparations of a kind used in animal feeding	4567	37	26544	217
042400 Tobacco and manufactured tobacco substitutes			**55010**	**450**
042401 Unmanufactured tobacco; tobacco refuse			55010	450
050000 Mineral Products	**5369097**	**44524**	**1663597**	**13586**
052500 Salt; sulphur; earths and stone; plastering materials, lime and cement	**5366336**	**44501**	**1650732**	**13481**
052501 Salt and pure sodium chloride	22444	185	18287	149
052505 Natural sand of all kinds			2365	19
052508 Other clays;			508	4
052513 Pumice stone, emery etc.	9	0		
052515 Marble,travertine, ecaussine stone etc.	62660	518	84829	694
052517 Pebble, gravel, broken or crushd stone	298863	2475	232300	1899
052518 Dolomite all kind	3750	31	17764	145

Import payments by countries /commodities Table-3.2 (Contd.)
(Four digit level HS code)

(First two digit section, second two digit chapter and last two digit indicate four digit level commodities)

(Amount in thousand)

HS Code - Countries/Commodities	2024 - 2025		2025 - 2026	
	Amount (BDT)	Amount (USD)	Amount (BDT)	Amount (USD)
052519 Natural magnesium carbonate & other	4044	33	5865	48
052520 Gypsum;anhydrite plasters	51710	431		
052522 Quicklime, slaked lime, hydralic lime	1600	13	602	5
052523 Portland cement	4919270	40798	1275377	10412
052526 Natural steatite; crushed or not crushed	1988	16	12836	105
052700 Mineral fuels, mineral oilsand products of their distillation bituminous substances; mineral waxes	**2760**	**23**	**12864**	**105**
052710 Petroleum oils and oils obtained from bituminous minerals,other than crude; preparations not elsewherespecified or included,containing by weight 70% or more of petroleum oils or of oils obtained from bituminous minerals,these oils being the basic constituents of the preparation;waste oils	2760	23	12864	105
060000 Products of the Chemical or Allied Industries	**3546553**	**29483**	**2516568**	**20570**
062800 Inorganic chemicals; organic or inorganic compounds of precious metals, of rare-earth metals, of radioactive elements or of isotopes	**2516664**	**20955**	**1071770**	**8754**
062803 Carbon	14499	120		
062809 Diphosphorus pentaoxide; phosphoric acid			26	0
062817 Zinc oxide; zinc peroxide	11131	91	54663	447
062825 Hydrazine/hydroxylamine & salt etc.	1637	13		
062826 Fluorides,fluorosilicates,etc	1902	16		
062831 Dithionites and sulphoxylates			280	2
062832 Sulphites; thiosulphates			1605	13
062836 Carbonates; peroxocarbonates	2484828	20692	1011176	8259
062839 Silicates, commercial alkali metal silicates	2666	22	4020	33
062900 Organic chemicals	**310429**	**2576**	**347782**	**2844**
062902 Cyclic hydrocarbons			57058	465
062905 Acyclic alcohol/halogn sulpho,etc	75791	621	57865	474
062914 Ketone & quinon etc.	190	2		
062917 Polycarboxylic acids	128	1	367	3
062922 Oxygen-function amino-compound	4886	40	8510	70
062931 Other, organo-inorganic comp.	1714	14	2139	18
062932 Heterocyclic compound w/oxygen	53	0		
062933 Heterocyclic comp w/nitrogen	227666	1897	221843	1815
063000 Pharmaceutical products	**51896**	**429**	**49836**	**408**
063004 Medicament consist. mixed/unmixed,for therapeutic use	51896	429	49836	408
063200 Tanning or dyeing extracts; Tannins and their derivatives; Dyes, pigments and other colouring matter; Paints and varnishes; Putty and other mastics; Inks	**443919**	**3679**	**676057**	**5524**
063203 Colorng mater veg/ animl orign	2794	23		
063204 Synthetic organic colouring matter	418270	3469	642895	5254
063208 Paints and varnishes;	105	1	393	3
063209 Other paints and varnishes ;	25	0	44	0
063212 Pigments dispersed in non-aqueous			8	0
063214 Glaziers putty,grafting putty etc.	670	6	58	0
063215 Printing ink, writing draw/other ink	22054	181	32659	267

Import payments by countries /commodities Table-3.2 (Contd.)
(Four digit level HS code)

(First two digit section, second two digit chapter and last two digit indicate four digit level commodities)

(Amount in thousand)

HS Code - Countries/Commodities	2024 - 2025		2025 - 2026	
	Amount (BDT)	Amount (USD)	Amount (BDT)	Amount (USD)
063300 Essential oils & resinoids; Perfum, cosmetic or toilet preperations	**2027**	**17**	**7666**	**63**
063301 Essential oils	834	7	992	8
063302 Mix of odoriferous substancees	536	5	528	4
063303 Perfumes and toilet waters	298	2	2077	17
063304 Beauty/make-up/skin preparatin	161	1	1079	9
063306 Preparations for oral/dental hygiene			2869	23
063307 Pre-shave,shaving/after-shave	197	2	121	1
063400 Soap, organic surf-active agents, lubricating etc.	**6293**	**52**	**40861**	**334**
063401 Soap;organic surfac-active prodts & preparations	57	0	285	2
063402 Organic surfac-active agents	4558	38	40573	332
063403 Lubricat preparations etc.	1678	14		
063406 Candles,tapers and the like			3	0
063500 Albuminoidal substances; modified starches, glues, enzymes	**13337**	**110**	**30685**	**251**
063503 Gelatin & derivatives , isinglass, glues			4510	37
063505 Dextrins & other modified starches	10160	83	17571	144
063506 Prepared glues & other prep. adhesives	2784	23	4273	35
063507 Enzymes; prepared enzymes n.e.s	393	3	4330	35
063600 Explosives; Pyrotechnic products; Matches; Pyrophoric alloys; certain combustible preperations	**107325**	**883**	**145678**	**1195**
063602 Prepared explosive other than propellent powdr	78779	650	84031	690
063603 Safety & detonating fuses,caps,igniters,electric detonators	28546	233	61647	506
063700 Photographic or cinematographic goods			**2137**	**17**
063707 Chemical prep. for photographic use			2137	17
063800 Miscellaneous chemical products	**94663**	**782**	**144097**	**1178**
063802 Activated carbon, animal black etc.	749	6	17314	142
063808 Insecticides, rodenticides etc.	9313	76	18265	150
063809 Finishing agents,dye carriers etc.	50948	421	31061	254
063812 Prepared rubber accelerators;compounds plasticisersfor rubber or plastics,notelsewhere specified or included;antioxidising preparations and other compound stabilisers for rubber or plastics	2358	20	138	1
063815 Reaction initiator & accelerators	0	0		
063823 Industrial monocarboxylic fatty acids;			584	5
063824 Prepared binders for foundry moulds;	31294	260	76735	627
070000 Plastics & Rubber Articles Thereof	**326518**	**2701**	**405539**	**3314**
073900 Plastics and articles thereof	**310976**	**2574**	**388852**	**3178**
073901 Polymers of ethylene, in primary forms	54953	455	58068	475
073902 Polymers/ propylen/olefin in primary forms	29447	244	10877	89
073903 Polymers of styrenein in primary forms	109395	902	208804	1706
073904 Polymers of vinyl chloride etc. in primary			37	0
073906 Acrylic polymers in primry forms	23368	195	9190	75
073907 Polyacetals in primary forms	12	0	640	5
073909 Amino-resins, in primary forms	643	5	1214	10

Import payments by countries /commodities Table-3.2 (Contd.)
(Four digit level HS code)

(First two digit section, second two digit chapter and last two digit indicate four digit level commodities)

(Amount in thousand)

HS Code - Countries/Commodities	2024 - 2025		2025 - 2026	
	Amount (BDT)	Amount (USD)	Amount (BDT)	Amount (USD)
073909 Amino-resins, phenolic resins and polyurethanes, in primary forms	12	0		
073910 Silicons in primary forms			196	2
073911 Petroleum resins, in primary forms	258	2	465	4
073915 Waste,parings & scrap or plastic	34119	283	69434	567
073917 Tube, pipe & hoses etc of plastics	34	0		
073919 Self-adhesive, plates, sheets etc of plastics	49502	411	21443	175
073920 Other plates,sheets,etc of plastic, non-cellular	1915	16	5970	49
073921 Other Plates, sheets etc. of plastics	1768	15		
073923 Artilces for the conveyance	181	2	76	1
073924 Tableware, kitchenware, of plastics	453	4	1168	10
073926 Other plastics & articles	4916	41	1272	10
074000 Rubber and articles thereof	**15542**	**128**	**16687**	**137**
074005 Compound rubber, in primry form			402	3
074006 Other forms & article of rubber	3575	29		
074009 Tubes pipes & hoses etc.			114	1
074010 Conveyor/transmisions belts of rub	120	1	742	6
074011 New pneumatic tyres, of rubber	6914	57	4697	38
074011 New pneumatic tyres,of rubber	3526	29	3236	27
074015 Articles of apparel & clothing accessories etc.			98	1
074016 Other articles of vulcanised rubber	1407	12	7397	60
080000 Raw Hides and Skins, Leather and Articles Thereof; Saddlery and Harness; Travel Goods, Handbags nad Similar Containers; Articles of Animal Gut	**728036**	**6031**	**572728**	**4685**
084100 Raw hides and skins and leather	**716192**	**5932**	**540626**	**4423**
084104 Tanned or crust hides & skins of bovine	9227	76	27975	229
084105 Tanned or crust hides & skins of sheep/lambs	8853	74	624	5
084107 Leather further prepared aft tann,of bovine	606412	5022	453581	3711
084112 Leather fur prepared aft tann, of sheep/lamb	45313	374	26900	220
084113 Leatrer fur prepared aft tann, other animals	46387	386	31546	258
084200 Articles of leather; saddlery and harness, travel goods, handbags and similar containers; articles of animal gut	**11844**	**99**	**32102**	**262**
084202 Trunks, suit-case, vanity-case etc.	694	6	1166	10
084203 Articles/ composition of leather	11150	93	30935	252
090000 Wood and Articles of Wood; Wood Charcoal; Cork and Articles of Cork; Manufactures of Straw, of Esparto or Other Plaiting Materials; Basketware & Wickerwork	**100**	**1**	**39**	**0**
094400 Wood and articles of wood; wood charcoal	**100**	**1**	**39**	**0**
094414 Wooden frames for paintings photo etc.	100	1	38	0
094420 Wood marquetry & inlaid wood			1	0
100000 Pulp of wood or of other fibrous cellulosic material; recovered (waste and scrap) paper or paperboard; paper and paperboard and articles thereof	**55756**	**459**	**48608**	**397**
104800 Paper and paperboard; articles of paper pulp, of paper or of paperboard	**47417**	**391**	**45633**	**372**

Import payments by countries /commodities Table-3.2 (Contd.)
(Four digit level HS code)

(First two digit section, second two digit chapter and last two digit indicate four digit level commodities)

(Amount in thousand)

HS Code - Countries/Commodities	2024 - 2025		2025 - 2026	
	Amount (BDT)	Amount (USD)	Amount (BDT)	Amount (USD)
104810 Paper and paperboard,coated			655	5
104811 Paper, paperboard, cellulose wadding etc.	20999	171	40203	328
104819 Cartons, boxes, cases, bags of paper	741	6	12	0
104821 Paper/board labels of all kind	25619	213	3430	28
104821 Paper/board labels of all kind Whether or nor printed			1041	8
104823 Other paper/board cellulose wadding etc.	58	0	292	2
104900 Printed books, newspapers, pictures etc.	**8340**	**69**	**2975**	**24**
104901 Printed book,brochures,leaflets etc.	7238	60	2904	24
104908 Transfers (decalcomanias)			7	0
104911 Other printed mattrer	1101	9	64	1
110000 Textiles & Textile Articles	**70754533**	**585722**	**71157876**	**581940**
115200 Cotton	**67836057**	**561581**	**68581304**	**560876**
115201 Cotton not carded or combed			325617	2665
115202 Cotton waste	8766	72	34961	285
115203 Cotton carded or combed	37371	308	58189	476
115204 Cotton sewing thread	5743	49	42993	353
115205 Cotton yarn , cont 85%+ weg cotton	8379431	69502	7747634	63388
115206 Cotton yarn, less than 85% weg cotton	184394	1523	62721	514
115208 Woven fabrics of cotton ,>= weg 85%+ , 200g/m.sq.	1283935	10649	952130	7781
115209 Woven fabrics of cotton ,>= weg 85%+ , > 200g/m.sq.	48582757	402102	50571895	413562
115210 Woven fabrics of cotton ,> weg 85%+ , 200g/m.sq.	60914	504	84360	689
115211 Woven fabrics of cotton ,> weg 85%+ , > 200g/m.sq.	9181941	75953	8205553	67112
115212 Other woven fabrics of cotton	110805	920	495252	4052
115300 Other vegetable textile fibres; paper yarn etc.	**118333**	**971**	**82754**	**675**
115306 Flax yarn	180	2		
115309 Woven fabrics of flax	118153	969	82754	675
115400 Man-made filaments	**271424**	**2251**	**312256**	**2552**
115401 Sewing thread of man-made filaments	9938	82	3854	32
115402 Synthetic filament yarn	712	6	6212	51
115403 Artificial filment yarn	14014	115	7012	57
115407 Woven fabrics of synthetic filament yrn	245845	2041	295179	2413
115408 Woven fabrics of art fila yrn	915	7		
115500 Man-made staple fibres	**1199795**	**9938**	**684738**	**5599**
115508 Sewing thread man-made staple fibres	23	0		
115509 Yarn synthetic staple fibres	120140	1001	764	6
115510 Yarn of artificial staple fibres	15410	130	3259	27
115511 Yarn man made staple fibres	13443	114	104	1
115512 Woven fabrics of synth stap fibres, cont > 85%	4028	33	28377	232
115513 Woven fabrics of synth stap fibres, weg 170 g/m.sq.	727410	6033	380279	3109
115514 Woven fabrics of synth stap fibres, weg > 170 g/m.sq.	189174	1555	114476	937
115515 Other woven fab Synthetic stap fibres	1778	15	6292	51

Import payments by countries /commodities Table-3.2 (Contd.)
(Four digit level HS code)

(First two digit section, second two digit chapter and last two digit indicate four digit level commodities)

(Amount in thousand)

HS Code - Countries/Commodities	2024 - 2025		2025 - 2026	
	Amount (BDT)	Amount (USD)	Amount (BDT)	Amount (USD)
115516 Woven fabrics artificial staple fibres	128389	1057	151187	1236
115600 Wadding, felt and nonwovens; special yarns etc.	**5628**	**46**	**11269**	**92**
115601 Wadding text mterials fibre & articles			10855	89
115603 Nonwovens, coated,covered/laminated	5628	46	413	3
115800 Special woven fabrics; tufted text. Fabrics; lace; tapestries; trimmings; embroidery	**63922**	**525**	**321684**	**2632**
115801 Woven pile & chenille fabrics	46758	383	233042	1908
115804 Tulles & other net fabrics	8404	70	84288	688
115806 Narrow woven fabrics	6645	55	263	2
115807 Labeles, badges & similar articles text	258	2	1031	8
115808 Braids in the pieces etc.	593	5	747	6
115810 Embroidery in the piece, in strips	1266	10	2312	19
115900 Impregnated, coated, covered textile fabrics etc.	**55502**	**461**	**44451**	**364**
115903 Tex fabrics impregnated,coated etc	54962	457	42116	345
115910 Transmission/conveyor belts, of text mtrl	540	5	1884	15
115911 Text products & artcles			450	4
116000 Knitted or crocheted fabrics	**599656**	**4971**	**477368**	**3902**
116001 Pile fabrics	138384	1140	199716	1630
116005 Wrap knit fabrics	6139	50		
116006 Other knitted or crochet fabrics	455134	3780	277652	2272
116100 Articles of apparel & cloth accessories, knitted/crocheted	**37572**	**312**	**90024**	**735**
116105 Men/boys shirts knitted/crochetd	2438	20	1347	11
116107 Men/boys underpants, briefs, gowns etc.	177	1	440	4
116116 Gloves, mittens & mitts	32306	268	87919	718
116117 Other made up clothing accessories	2651	22	317	3
116200 Articles of apparel & cloth accessories, not knitted/crocheted	**566644**	**4667**	**551973**	**4513**
116203 Men/boys suits, jakets etc	881	7	4081	33
116204 Women/girls suits, jacket etc	541613	4461	520175	4253
116206 Women/girls blouses, shirts etc	1478	12	7795	64
116207 Men/boys singlets & vest, slips etc	3663	30	13015	106
116208 Womn/girls singlets & other vest, slips etc.	13551	112	6352	52
116209 Babies garments & clothing acesories	7	0	221	2
116211 Track suits,ski-suits, swimwear etc	94	1	122	1
116214 Shawis, scarves, muflers etc	205	2	212	2
116217 Other made up cloth acesor & parts of garmt	5152	42		
116300 Other made up textile articles; sets; worn clothing and worn textile articles; rags			**55**	**0**
116307 Other made up articles incl dress patterns			55	0
120000 Footwear,Hradgear, Umbrellas, Sun Umbrellas, Walking Sticks, Seat-Sticks, Whips, Riding-Crops and Parts Thereof Etc	**58416**	**486**	**5780**	**47**
126400 Footwear, gaiters and the like; parts of such articles	**55138**	**459**	**4752**	**39**
126403 Footwear with soles of rubber, plastics etc.			15	0
126404 Footwear outer soles rubr/lathr etc	254	2	102	1
126405 Other footwear	325	3	423	3

Import payments by countries /commodities Table-3.2 (Contd.)
(Four digit level HS code)

(First two digit section, second two digit chapter and last two digit indicate four digit level commodities)

(Amount in thousand)

HS Code - Countries/Commodities	2024 - 2025		2025 - 2026	
	Amount (BDT)	Amount (USD)	Amount (BDT)	Amount (USD)
126406 Parts of footwear	54559	455	4212	34
126500 Headgear and parts thereof	**3278**	**27**	**1028**	**8**
126505 Hat and other headgear knitted/croched	3278	27	991	8
126506 Other headgear, not lined			36	0
130000 Articles of Stone, Plaster, Cement, Asbestos, Mica or Similar Materials; Ceramic Products; Glass and Glassware	**124940**	**1034**	**125523**	**1025**
136800 Articles of stone, plaster, asbestos, mica etc.	**1793**	**15**	**500**	**4**
136802 Worked monumental buildg stone etc.	1499	12		
136810 Articles cement, concrete etc.			112	1
136813 Friction material & articles	295	2	389	3
137000 Glass and glassware	**123146**	**1019**	**125022**	**1021**
137001 Cullet & other waste & scrap of glass etc.	119908	992	105918	865
137005 Float glass, polished glass, etc.	3238	27		
137009 Glass mirrors, rear-view mirrors			5	0
137010 Carboys, bottles, flasks, jar etc.			18063	147
137018 Glass beads imitation pearls etc.			1037	8
140000 Natural or Cultured Pearls, Precious or Semiprecious Stones, Precious Metals, Metals Clad with Precious Metal and Articles Thereof; Imitation Jewellery; Coin	**32**	**0**	**792**	**6**
147100 Natural or Cultured Pearls, Precious or Semiprecious Stones, Precious Metals, Metals Clad with Precious Metal and Articles Thereof; Imitation Jewellery; Coin	**32**	**0**	**792**	**6**
147113 Articles of jwellry & parts threof			246	2
147117 Imitation jewellery	32	0	546	4
150000 Base Metals & Articles of Base Metal	**507846**	**4187**	**1189882**	**9728**
157200 Iron and Steel	**2500**	**21**		
157219 Flat-rolled prodt of stainless steel >= width 600mm	2500	21		
157300 Articles of Iron and Steel	**3414**	**28**	**6716**	**55**
157310 Tanks, casks, drums etc.			5846	48
157315 Chain and parts, of iron/steel	230	2	91	1
157318 Screws,bolts,nuts, etc.	693	6	473	4
157319 Sewing/knitting needles, etc.			0	0
157320 Springs &leaves for springs	654	5		
157323 Table,kitchen articlese,of iron			285	2
157326 Other articles of iron or steel	1836	15	20	0
157600 Aluminium and Articles Thereof	**192516**	**1603**	**585377**	**4784**
157612 Aluminium cask, drum, cans, boxes, etc.	192516	1603	581031	4748
157615 Table, kitchen articles etc. of aluminium			4346	36
157800 Lead and articles thereof	**273294**	**2236**	**538087**	**4401**
157801 Unwrought lead	273294	2236	538087	4401
158200 Tools, implements, cutlery, spoons and forks, of base metal; parts thereof of base metal	**28685**	**238**	**58454**	**478**
158205 Hand tools n.i.e	2	0		
158206 Tools of two or more, in sets	36	0		

Import payments by countries /commodities Table-3.2 (Contd.)
(Four digit level HS code)

(First two digit section, second two digit chapter and last two digit indicate four digit level commodities)

(Amount in thousand)

HS Code - Countries/Commodities	2024 - 2025		2025 - 2026	
	Amount (BDT)	Amount (USD)	Amount (BDT)	Amount (USD)
158207 Interchangeable tools, for hand tools			22	0
158208 Knives & cutting blades	5572	47	9	0
158211 Knives with cutting blades	132	1		
158212 Razors and razor blades	21664	179	56211	459
158213 Scissors, tailors shears & blades	1278	11	2212	18
158300 Miscellaneous articles of base metal	**7438**	**61**	**1248**	**10**
158302 Base metal mountings,fittings & articles etc.			0	0
158306 Bells, gongs & the like etc.			1021	8
158308 Clasps, frames, hooks etc.	6732	56	226	2
158309 Stoppers, caps & lids of base metal	706	6		
160000 Machinery and mechanical appliances; electrical equipment; parts thereof; soundrecorders and reproducers, television image and soundrecorders and reproducers; and parts and accessories of such articles	**552464**	**4561**	**349843**	**2861**
168400 Nuclear reactors, boilers, machinery and mechanical appliances; parts thereof	**470066**	**3879**	**279180**	**2284**
168409 Parts spark-ignition pistn engin	2245	19	6426	53
168413 Pumps for liquids	5198	43	6205	51
168414 Air/vacum pumps, gas compressors & fans	98986	818	105334	861
168417 Industrial/lab furmaces & oven etc.	304	2	745	6
168418 Refrigerators,freezers & othr			164	1
168419 Machinery, plant/ lab equipments etc.			2508	21
168420 Calendering/other roling machines	30661	255	35193	288
168421 Centrifuges, filtering machinery rtc.	44	0	3520	29
168422 Dish washing machines, etc.	27931	230	5236	43
168424 Mechanical appliances & the like	85	1		
168425 Pulley tackle & hoists etc.	41	0		
168428 Other Lifting, handling, etc.machinery	2554	21		
168431 Parts suitable of machinery			580	5
168438 Machinery n.i.e	185	2	183	2
168441 Other machinery making pulp/paper/board	186	2		
168443 Printing machinery	178263	1461		
168445 Machine preparing txtile fibres			450	4
168447 Knitting machines stitch-bonding etc.			9242	76
168448 Auxiliary mach for extrd, drw mch etc.	73129	608	51187	419
168450 Household/laundry-type washing mach			1094	9
168451 Machinery for washing, cleaning etc.	18155	151	19164	157
168452 Sewing machines, n/book sewng mach			20	0
168456 Machine-tools for working material			60	0
168458 Lathes for removing metal	6830	56	11035	90
168459 Machine-tools drilling, boring etc.	228	2	2628	22
168460 Machine-tools deburring, sharpening etc.	1594	13	283	2

Import payments by countries /commodities Table-3.2 (Contd.)
(Four digit level HS code)

(First two digit section, second two digit chapter and last two digit indicate four digit level commodities)

(Amount in thousand)

HS Code - Countries/Commodities	2024 - 2025		2025 - 2026	
	Amount (BDT)	Amount (USD)	Amount (BDT)	Amount (USD)
168460 Machine-tools for deburring,sharpening,grinding,honing,lapping,polishing or otherwise finishing metal cermets bymeans of grinding stones,abrasives or polishing products,other than gear cutting,gear grinding or gear finishing machines of heading No 84.62			181	1
168462 Machine-tools forging, hammering etc.			106	1
168464 Machine-tools working stone, ceramic etc.	3018	25	148	1
168473 Parts & accessories of office machineries	244	2		
168478 Machinery preparng/making up tobaco			9635	79
168479 Mechanical appl indivial func. n.i.e	1149	9	2848	23
168480 Moulding boxes for metal foundry etc.	49	0	181	1
168481 Taps, cocks, valves & similar etc.	10657	90	430	4
168482 Ball/ roller bearings	188	2	81	1
168483 Transmission shafts, crank, bearing etc.	7213	60	3233	26
168484 Gaskets & similar joints of metal sheeting etc.	4	0	25	0
168487 Machinery parts,not cont. elect. connectors	925	8	1054	9
168500 Electrical machinery and equipment and parts thereof; sound recorders and reproducers, television imageand sound recorders and reproducers and parts and accessories of such articles	**82399**	**683**	**70663**	**577**
168501 Electric motors and generator	51805	428	62950	514
168503 Parts electric motor,gen. Set	138	1	2263	19
168511 Electrical ignition equipment, etc.	4	0	870	7
168512 Electrical lighting/signaling equipment,etc	10	0	32	0
168516 Electric storage water heater, etc.			20	0
168519 Sound recording apparatus	25	0		
168523 Discs, tapes, smart cards etc.	15939	131	1304	11
168531 Electrical sound/visual sig apts	245	2	254	2
168532 Electrical capacitors, fixed,variable etc.	474	4	527	4
168534 Printed circuits			238	2
168536 Electrical apts for switching 1000 volts	12921	109	253	2
168537 Boards, panels, consols, etc.			1209	10
168539 Electric filament/discharge lamps	1	0		
168541 Diodes, transistors, semi-conductor etc.			381	3
168543 Electrical machines & apts. n.i.e.	492	4		
168544 Insulatd wire, cable etc.	344	3	362	3
170000 Vehicales, Aircraft, Vessels and Associated Transport Equipment	**33152**	**274**	**11792**	**97**
178700 Vehicles other than railway or tramway rollingstock, and parts and accessories thereof	**33152**	**274**	**11792**	**97**
178703 Motor car, other motor vehicles	7403	61		
178708 Parts,accessories, motor vehicles	10506	87	11171	91
178711 Motorcycles			183	2
178713 Carriages for disabled persons			356	3
178714 Parts,accessories, of motorcycle/bicycles	15243	126	82	1

Import payments by countries /commodities Table-3.2 (Contd.)
(Four digit level HS code)

(First two digit section, second two digit chapter and last two digit indicate four digit level commodities)

(Amount in thousand)

HS Code - Countries/Commodities	2024 - 2025		2025 - 2026	
	Amount (BDT)	Amount (USD)	Amount (BDT)	Amount (USD)
180000 Optical, Photographic, Cinematographic, Measuring, Checking, Precision, Medical Orsurgical Instruments and Apparatus; Clocks and Watches; Musical Instruments; Parts and Accessories Thereof	**110099**	**912**	**129418**	**1058**
189000 Optical, photographic, cinematographic, measuring, checking, precision, medical orsurgical instruments and apparatus; parts and accessories thereof	**110099**	**912**	**129339**	**1058**
189018 Instruments in medical,surgical, etc.	102609	850	124847	1021
189019 Mechano-therapy,etc,appliances	1788	15		
189021 Orthopaedic,appliances etc.	585	5	950	8
189023 Instruments demonstrationl purposes			509	4
189024 Machines, hardness,strength test etc.			759	6
189026 Instruments, checking flow,level etc.			555	5
189029 Revolution counters,taximeters etc.	3	0		
189030 Oscilloscopes, spectrum analysers etc.,	1560	13		
189031 Measuring/checking instrument			21	0
189032 Automatic regulating instru	3447	28	1315	11
189033 Parts & accessories n.i.s	108	1	383	3
189100 Clocks and watches and parts thereof			**79**	**1**
189105 Other clocks			79	1
190000 Arms and Ammunition; Parts and Accessories Thereof	**751018**	**6259**	**185397**	**1519**
199300 Arms and ammunition; parts and accessories thereof	**751018**	**6259**	**185397**	**1519**
199301 Military weapons	206632	1705		
199304 Other arms; spring, air/gas guns etc.	110	1		
199305 Parts of military weapons, revolver,etc	10015	83		
199306 Bombs, grenades, mines & parts	534262	4470	185397	1519
200000 Miscellaneous Manufactured Articles	**142489**	**1179**	**82521**	**675**
209400 Furniture; bedding, mattresses, mattress supports, cushions and similar stuffed furnishings; lamps and light fittings, not elsewhere specified or included; illuminated signs, illuminatednameplates and the like; prefabricated buildings			**92**	**1**
209403 Other furniture & parts			92	1
209500 Toys, games and sports requisites; parts and accessories thereof	**134155**	**1110**	**72164**	**590**
209506 Articlese for gymnastics, sports etc.	134155	1110	72164	590
209600 Miscellaneous manufactured articles	**8333**	**69**	**10266**	**84**
209606 Buttons, press/snap-fasteners, etc	182	1	2808	23
209607 Slide fasteners and parts	4974	41	3954	32
209608 Ball point pens & markers	3177	26	3133	26
209610 Slates, boards, etc.			298	2
209618 Tailors dummies & others			73	1
Panama	**272864**	**2260**	**184030**	**1505**
090000 Wood and Articles of Wood; Wood Charcoal; Cork and Articles of Cork; Manufactures of Straw, of Esparto or Other Plaiting Materials; Basketware & Wickerwork	**1456**	**12**		

Import payments by countries /commodities Table-3.2 (Contd.)
(Four digit level HS code)

(First two digit section, second two digit chapter and last two digit indicate four digit level commodities)

(Amount in thousand)

HS Code - Countries/Commodities	2024 - 2025		2025 - 2026	
	Amount (BDT)	Amount (USD)	Amount (BDT)	Amount (USD)
094400 Wood and articles of wood; wood charcoal	**1456**	**12**		
094403 Wood in the rough	1456	12		
150000 Base Metals & Articles of Base Metal	**271086**	**2245**	**183344**	**1499**
157200 Iron and Steel	**271086**	**2245**	**183344**	**1499**
157204 Ferrous waste & scrap	271086	2245	183344	1499
200000 Miscellaneous Manufactured Articles	**322**	**3**	**686**	**6**
209600 Miscellaneous manufactured articles	**322**	**3**	**686**	**6**
209606 Buttons, press/snap-fasteners, etc	322	3	686	6
Papua New Guinea	**922109**	**7641**	**1249958**	**10218**
020000 Vegetable Products	**488612**	**4048**	**675687**	**5525**
020900 Coffee, tea, mate and spices	**8785**	**72**	**32471**	**265**
020901 Cofee, not roastd or roasted	8785	72	32471	265
021200 Oil seeds and oleaginous fruits; miscellaneous grains; seeds and fruit; industrial or medicinal plants; straw and fodder	**479828**	**3976**	**643216**	**5260**
021203 Copra	479828	3976	643216	5260
150000 Base Metals & Articles of Base Metal	**433496**	**3593**	**574271**	**4693**
157200 Iron and Steel	**433496**	**3593**	**574271**	**4693**
157204 Ferrous waste & scrap	433496	3593	574271	4693
Paraguay	**10608643**	**88399**	**8209381**	**67078**
020000 Vegetable Products	**35457**	**295**	**3096**	**25**
021200 Oil seeds and oleaginous fruits; miscellaneous grains; seeds and fruit; industrial or medicinal plants; straw and fodder	**35457**	**295**	**3096**	**25**
021207 Other oil seed & oleagious fruits	35457	295	3096	25
030000 Animal or vegetable fats and oils and their cleavage products; prepared edible fats; animal or vegetable waxes	**10498743**	**87487**	**8014215**	**65483**
031500 Animal or vegetable fats and oils and their cleavage products; prepared edible fats; animal or vegetable waxes	**10498743**	**87487**	**8014215**	**65483**
031507 Soya-bean oils & its fractons, not refined	10498743	87487	8014215	65483
040000 Prepared foodstuffs; Beverages, Spirits and vineger; Tobacco and manufactured tobacco substitues	**74439**	**618**		
042300 Residues and waste from the food industries; Prepared animal fodder	**74439**	**618**		
042303 Residues of strach manufacture	74439	618		
060000 Products of the Chemical or Allied Industries	**4**	**0**		
063800 Miscellaneous chemical products	**4**	**0**		
063821 Prepared culture media	2	0		
063822 Diagnostic or laboratory reagents	2	0		
110000 Textiles & Textile Articles			**192070**	**1569**
115200 Cotton			**192070**	**1569**
115201 Cotton not carded or combed			192070	1569
Peru	**3223312**	**26637**	**2230952**	**18246**
020000 Vegetable Products	**21566**	**180**	**4856**	**40**
020900 Coffee, tea, mate and spices	**4317**	**36**		
020901 Cofee, not roastd or roasted	4317	36		
021100 Products of the milling industry; Malt; Starces; Inulin; Eheat gluten	**4345**	**36**	**4340**	**36**

Import payments by countries /commodities Table-3.2 (Contd.)
(Four digit level HS code)

(First two digit section, second two digit chapter and last two digit indicate four digit level commodities)

(Amount in thousand)

HS Code - Countries/Commodities	2024 - 2025		2025 - 2026	
	Amount (BDT)	Amount (USD)	Amount (BDT)	Amount (USD)
021106 Flour, meal, powder of dry legum veg	4345	36	4340	36
021200 Oil seeds and oleaginous fruits; miscellaneous grains; seeds and fruit; industrial or medicinal plants; straw and fodder	**12904**	**107**		
021207 Other oil seed & oleagious fruits	2005	17		
021209 Seed,fruit & spores for sowing	97	1		
021211 Plants & parts of plants for perfum/pharmacy	10802	89		
021300 Lac; Gums, Resins and other vegetable saps and extracts			**516**	**4**
021302 Vegetable saps and extracts;			516	4
040000 Prepared foodstuffs; Beverages, Spirits and vineger; Tobacco and manufactured tobacco substitues	**836**	**7**	**11285**	**92**
042000 Preparations of vegetables, fruit, nuts or other parts of plants	**809**	**7**	**650**	**5**
042009 Frut & vegetable juices	809	7	650	5
042100 Miscellaneous edible preparations	**22**	**0**	**6248**	**51**
042102 Yeast; baking powder	22	0		
042106 Food preparations n.e.s			6248	51
042200 Beverages, spirits and vinegar	**5**	**0**		
042208 Undenaturd ethyl alcohol vol. 0%	5	0		
042300 Residues and waste from the food industries; Prepared animal fodder			**4386**	**36**
042309 Preparations of a kind used in animal feeding			4386	36
060000 Products of the Chemical or Allied Industries	**275343**	**2264**	**357184**	**2921**
062800 Inorganic chemicals; organic or inorganic compounds of precious metals, of rare-earth metals, of radioactive elements or of isotopes	**250302**	**2058**	**309587**	**2531**
062810 Oxides of boron; boric acids	103497	852	108167	884
062840 Borates; peroxoborates	146805	1206	201421	1647
062900 Organic chemicals	**120**	**1**		
062931 Other, organo-inorganic comp.	120	1		
063000 Pharmaceutical products	**150**	**1**	**265**	**2**
063006 Pharmaceutical goods	150	1	265	2
063200 Tanning or dyeing extracts; Tannins and their derivatives; Dyes, pigments and other colouring matter; Paints and varnishes; Putty and other mastics; Inks	**3005**	**25**		
063203 Colorng mater veg/ animl orign	3005	25		
063800 Miscellaneous chemical products	**21767**	**180**	**47332**	**388**
063808 Insecticides, rodenticides etc.	21767	180	47332	388
150000 Base Metals & Articles of Base Metal	**2925566**	**24186**	**1857620**	**15193**
157200 Iron and Steel	**614483**	**5099**	**56537**	**464**
157204 Ferrous waste & scrap	489802	4060	56537	464
157208 Flat-rolled prodt, >= width 600 mm, hot-rolled	124681	1039		
157400 Copper and Articles Thereof	**54828**	**457**		
157403 Reifned ,coper alloys.	54828	457		
157900 Zinc and articles thereof	**2256255**	**18630**	**1801084**	**14729**
157901 Unwrought zinc	2256255	18630	1801084	14729

Import payments by countries /commodities Table-3.2 (Contd.)
(Four digit level HS code)

(First two digit section, second two digit chapter and last two digit indicate four digit level commodities)

(Amount in thousand)

HS Code - Countries/Commodities	2024 - 2025		2025 - 2026	
	Amount (BDT)	Amount (USD)	Amount (BDT)	Amount (USD)
160000 Machinery and mechanical appliances; electrical equipment; parts thereof; soundrecorders and reproducers, television image and soundrecorders and reproducers; and parts and accessories of such articles			**7**	**0**
168400 Nuclear reactors, boilers, machinery and mechanical appliances; parts thereof			**7**	**0**
168431 Parts suitable of machinery			7	0
Philippines	**10441911**	**86892**	**7150218**	**58444**
010000 Live Animals and Animal Products	**62634**	**523**	**63910**	**522**
010300 Fish and crustaceans, molluscs and other aquatic invertebrates	**136**	**1**	**1068**	**9**
010301 Live fish	136	1		
010303 Fish frozen excld. fish fillet			1068	9
010500 Products of animal origin, not elsewhere specified orincluded	**62497**	**522**	**62842**	**513**
010508 Coral & simlar materials, unworked			1339	11
010511 Animal products, nes	62497	522	61503	502
020000 Vegetable Products	**34019**	**282**	**79158**	**647**
021000 Cereals	**22480**	**187**	**14278**	**117**
021006 Rice	22480	187	14278	117
021200 Oil seeds and oleaginous fruits; miscellaneous grains; seeds and fruit; industrial or medicinal plants; straw and fodder	**11189**	**92**	**64880**	**530**
021207 Other oil seed & oleagious fruits	144	1		
021209 Seed,fruit & spores for sowing	11045	91	64880	530
021300 Lac; Gums, Resins and other vegetable saps and extracts	**350**	**3**		
021302 Vegetable saps and extracts;	350	3		
030000 Animal or vegetable fats and oils and their cleavage products; prepared edible fats; animal or vegetable waxes	**114389**	**949**	**115288**	**943**
031500 Animal or vegetable fats and oils and their cleavage products; prepared edible fats; animal or vegetable waxes	**114389**	**949**	**115288**	**943**
031504 Fats and oils & their fractions			2424	20
031509 Olive oils & its fractons, not refined	1588	13		
031513 Coconut, palm kernel oils, not refined	99049	823	46851	382
031515 Other fixed vegetable fats & oils, not refined			60051	492
031516 Animal/vegetable fats & oils, not refined	1884	16	1466	12
031517 Margarine & other oils	11868	98	4496	37
040000 Prepared foodstuffs; Beverages, Spirits and vineger; Tobacco and manufactured tobacco substitues	**369902**	**3052**	**375819**	**3072**
041700 Sugars and sugar confectionery			**158**	**1**
041704 Sugar confctionry, not containing cocoa			158	1
041900 Preparations of cereals, flour, starch or milk; pastry cooks' products	**8881**	**74**		
041902 Pasta whether or not cooked	50	0		
041904 Prepared foods obtained,cereal products,	8831	74		
042000 Preparations of vegetables, fruit, nuts or other parts of plants	**4604**	**38**	**5140**	**42**
042002 Tomatoes prep/presrv n/vinegar	98	1		

Import payments by countries /commodities Table-3.2 (Contd.)
(Four digit level HS code)

(First two digit section, second two digit chapter and last two digit indicate four digit level commodities)

(Amount in thousand)

HS Code - Countries/Commodities	2024 - 2025		2025 - 2026	
	Amount (BDT)	Amount (USD)	Amount (BDT)	Amount (USD)
042006 Vegetables,fruit/nut etc. preserved by sugar	245	2		
042007 Jams,fruit jellies etc.	625	5		
042008 Fruit & nuts etc.,	3637	30	5140	42
042100 Miscellaneous edible preparations	**1227**	**10**	**1352**	**11**
042106 Food preparations n.e.s	1227	10	1352	11
042200 Beverages, spirits and vinegar	**2411**	**20**	**1318**	**11**
042203 Beer made from malt	2377	19	1051	9
042204 Wine of fresh grapes	35	0	267	2
042300 Residues and waste from the food industries; Prepared animal fodder	**151647**	**1246**	**204367**	**1669**
042309 Preparations of a kind used in animal feeding	151647	1246	204367	1669
042400 Tobacco and manufactured tobacco substitutes	**201131**	**1663**	**163485**	**1337**
042401 Unmanufactured tobacco; tobacco refuse	94568	781	121457	994
042402 Cigars cheroot cigarillos of tobacco	41502	343	42028	344
042403 Other manufacture tobacco	65060	540		
050000 Mineral Products			**10**	**0**
052700 Mineral fuels, mineral oilsand products of their distillation bituminous substances; mineral waxes			**10**	**0**
052710 Petroleum oils and oils obtained from bituminous minerals,other than crude; preparations not elsewherespecified or included,containing by weight 70% or more of petroleum oils or of oils obtained from bituminous minerals,these oils being the basic constituents of the preparation;waste oils			10	0
060000 Products of the Chemical or Allied Industries	**24909**	**207**	**45071**	**369**
062900 Organic chemicals	**690**	**6**	**28**	**0**
062909 Ether,ether alcohols, etc.			28	0
062915 Saturated acyclice,monocarboxilic acid etc.	690	6		
063000 Pharmaceutical products	**328**	**3**		
063004 Medicament consist. mixed/unmixed,for therapeutic use	328	3		
063200 Tanning or dyeing extracts; Tannins and their derivatives; Dyes, pigments and other colouring matter; Paints and varnishes; Putty and other mastics; Inks	**2401**	**20**	**2242**	**18**
063204 Synthetic organic colouring matter			9	0
063208 Paints and varnishes;	979	8	785	6
063215 Printing ink, writing draw/other ink	1422	12	1448	12
063300 Essential oils & resinoids; Perfum, cosmetic or toilet preperations	**10015**	**83**	**15421**	**126**
063301 Essential oils			51	0
063302 Mix of odoriferous substancees	2414	20	9163	75
063303 Perfumes and toilet waters	229	2	53	0
063304 Beauty/make-up/skin preparatin	476	4	1082	9
063305 Preparations for use on the hair	1604	13	65	1
063306 Preparations for oral/dental hygiene	96	1		
063307 Pre-shave,shaving/after-shave	5197	43	5006	41
063400 Soap, organic surf-active agents, lubricating etc.	**6905**	**57**	**20755**	**170**

Import payments by countries /commodities Table-3.2 (Contd.)
(Four digit level HS code)

(First two digit section, second two digit chapter and last two digit indicate four digit level commodities)

(Amount in thousand)

HS Code - Countries/Commodities	2024 - 2025		2025 - 2026	
	Amount (BDT)	Amount (USD)	Amount (BDT)	Amount (USD)
063401 Soap;organic surfac-active prodts & preparations	2118	18	641	5
063402 Organic surfac-active agents	2838	24	8320	68
063403 Lubricat preparations etc.	1948	16	11794	96
063500 Albuminoidal substances; modified starches, glues, enzymes	**44**	**0**	**16**	**0**
063506 Prepared glues & other prep. adhesives	44	0	16	0
063800 Miscellaneous chemical products	**4528**	**38**	**6609**	**54**
063809 Finishing agents,dye carriers etc.			17	0
063822 Diagnostic or laboratory reagents			1396	11
063823 Industrial monocarboxylic fatty acids;			1275	10
063824 Prepared binders for foundry moulds;	4528	38	3922	32
070000 Plastics & Rubber Articles Thereof	**184716**	**1541**	**19673**	**161**
073900 Plastics and articles thereof	**159888**	**1336**	**19639**	**161**
073901 Polymers of ethylene, in primary forms	147909	1236		
073902 Polymers/ propylen/olefin in primary forms	7778	65	15430	126
073907 Polyacetals in primary forms	419	3	651	5
073909 Amino-resins, in primary forms	48	0	95	1
073909 Amino-resins, phenolic resins and polyurethanes, in primary forms	1680	14	651	5
073919 Self-adhesive, plates, sheets etc of plastics	0	0		
073920 Other plates,sheets,etc of plastic, non-cellular			1190	10
073921 Other Plates, sheets etc. of plastics	1	0		
073926 Other plastics & articles	2052	17	1621	13
074000 Rubber and articles thereof	**24828**	**205**	**34**	**0**
074010 Conveyor/transmisions belts of rub	42	0		
074011 New pneumatic tyres, of rubber	24515	202		
074016 Other articles of vulcanised rubber	272	2	34	0
080000 Raw Hides and Skins, Leather and Articles Thereof; Saddlery and Harness; Travel Goods, Handbags nad Similar Containers; Articles of Animal Gut			**6596**	**54**
084100 Raw hides and skins and leather			**6596**	**54**
084104 Tanned or crust hides & skins of bovine			6596	54
100000 Pulp of wood or of other fibrous cellulosic material; recovered (waste and scrap) paper or paperboard; paper and paperboard and articles thereof	**365755**	**3049**	**159181**	**1305**
104800 Paper and paperboard; articles of paper pulp, of paper or of paperboard	**365751**	**3049**	**159181**	**1305**
104805 Other uncoated paper/paprboard	234017	1953	46532	381
104808 Paper & paprboard, corrugated, creped,etc.			78	1
104811 Paper, paperboard, cellulose wadding etc.	24	0	2808	23
104813 Cigarette paper not cut to size	131709	1096	109744	900
104823 Other paper/board cellulose wadding etc.			19	0
104900 Printed books, newspapers, pictures etc.	**4**	**0**		
104911 Other printed mattrer	4	0		
110000 Textiles & Textile Articles	**7129**	**59**	**134588**	**1101**
115200 Cotton	**0**	**0**		

Import payments by countries /commodities Table-3.2 (Contd.)
(Four digit level HS code)

(First two digit section, second two digit chapter and last two digit indicate four digit level commodities)

(Amount in thousand)

HS Code - Countries/Commodities	2024 - 2025		2025 - 2026	
	Amount (BDT)	Amount (USD)	Amount (BDT)	Amount (USD)
115204 Cotton sewing thread	0	0		
115300 Other vegetable textile fibres; paper yarn etc.	**3820**	**31**	**15042**	**123**
115305 Coconut, abaca,& other veg tex fibres	3820	31	15042	123
115400 Man-made filaments			**52**	**0**
115401 Sewing thread of man-made filaments			52	0
115600 Wadding, felt and nonwovens; special yarns etc.			**118226**	**967**
115601 Wadding text mterials fibre & articles			117809	964
115608 Knotted netting of twine, cordage etc			417	3
115800 Special woven fabrics; tufted text. Fabrics; lace; tapestries; trimmings; embroidery	**285**	**2**	**1268**	**10**
115804 Tulles & other net fabrics	285	2	1157	9
115806 Narrow woven fabrics			105	1
115807 Labeles, badges & similar articles text			5	0
116000 Knitted or crocheted fabrics	**3024**	**25**		
116004 Knitted or crochetd fabrics, exd.30 cm	3024	25		
120000 Footwear,Hradgear, Umbrellas, Sun Umbrellas, Walking Sticks, Seat-Sticks, Whips, Riding-Crops and Parts Thereof Etc	**46**	**0**	**2441**	**20**
126500 Headgear and parts thereof			**2373**	**19**
126505 Hat and other headgear knitted/croched			2373	19
126700 Prepared feathers and down and articles made of feathers; artificila flowers; articles of human hair	**46**	**0**	**68**	**1**
126704 Wigs, false beards, eyebrows etc.	46	0	68	1
130000 Articles of Stone, Plaster, Cement, Asbestos, Mica or Similar Materials; Ceramic Products; Glass and Glassware	**5550**	**47**		
136800 Articles of stone, plaster, asbestos, mica etc.	**5550**	**47**		
136804 Millstone, grindstone, grinding wheel etc.	5550	47		
150000 Base Metals & Articles of Base Metal	**3239160**	**26760**	**5383915**	**43998**
157200 Iron and Steel	**2950783**	**24344**	**5382907**	**43990**
157204 Ferrous waste & scrap	2950783	24344	5382907	43990
157300 Articles of Iron and Steel	**163**	**1**	**601**	**5**
157308 Structures & parts of structures			1	0
157315 Chain and parts, of iron/steel			1	0
157318 Screws,bolts,nuts, etc.	7	0	4	0
157319 Sewing/knitting needles, etc.	86	1	498	4
157326 Other articles of iron or steel	70	1	97	1
157400 Copper and Articles Thereof	**267540**	**2244**		
157403 Reifned ,coper alloys.	267540	2244		
157419 Other articles of copper	0	0		
157600 Aluminium and Articles Thereof	**1**	**0**	**371**	**3**
157608 Aluminium tubes and pipes	1	0		
157616 Other aluminium articles			371	3
157800 Lead and articles thereof	**20475**	**169**		
157801 Unwrought lead	20475	169		

Import payments by countries /commodities Table-3.2 (Contd.)
(Four digit level HS code)

(First two digit section, second two digit chapter and last two digit indicate four digit level commodities)

(Amount in thousand)

HS Code - Countries/Commodities	2024 - 2025		2025 - 2026	
	Amount (BDT)	Amount (USD)	Amount (BDT)	Amount (USD)
158200 Tools, implements, cutlery, spoons and forks, of base metal; parts thereof of base metal	**197**	**2**	**36**	**0**
158202 Hands saws, blades saws etc.	190	2		
158207 Interchangeable tools, for hand tools			36	0
158211 Knives with cutting blades	3	0		
158213 Scissors, tailors shears & blades	3	0		
160000 Machinery and mechanical appliances; electrical equipment; parts thereof; soundrecorders and reproducers, television image and soundrecorders and reproducers; and parts and accessories of such articles	**1366234**	**11330**	**615339**	**5034**
168400 Nuclear reactors, boilers, machinery and mechanical appliances; parts thereof	**387506**	**3212**	**364942**	**2985**
168414 Air/vacum pumps, gas compressors & fans	13792	115	1499	12
168419 Machinery, plant/ lab equipments etc.	1194	10	150	1
168421 Centrifuges, filtering machinery rtc.	395	3	192	2
168422 Dish washing machines, etc.	61701	514	29729	244
168423 Weighing machinery, etc.	6	0	420	3
168428 Other Lifting, handling, etc.machinery	8019	65		
168438 Machinery n.i.e	88727	737	92395	755
168443 Printing machinery	136174	1127	161805	1324
168448 Auxiliary mach for extrd, drw mch etc.	232	2	3	0
168467 Tools for working in the hand etc.			3104	25
168470 Calculating machines etc	4758	39	2746	22
168471 Automatic data processing machines etc.	32401	266	42161	344
168472 Other office machines			1412	12
168473 Parts & accessories of office machineries	836	7	1574	13
168477 Machinery for working rubber/plastics	264	2		
168480 Moulding boxes for metal foundry etc.	26	0	337	3
168481 Taps, cocks, valves & similar etc.	548	4	291	2
168482 Ball/ roller bearings	38431	319	25671	210
168484 Gaskets & similar joints of metal sheeting etc.			1455	12
168500 Electrical machinery and equipment and parts thereof; sound recorders and reproducers, television imageand sound recorders and reproducers and parts and accessories of such articles	**978727**	**8118**	**250398**	**2049**
168501 Electric motors and generator	411	3	95	1
168503 Parts electric motor,gen. Set	267	2		
168504 Electric transformer, inductors etc.	1877	15	18297	149
168505 Electro-magnets;and articles	47280	398		
168507 Electric accumulator;	160	1	1202	10
168517 Telephone sets , other apparatus etc.	5832	48	506	4
168518 Microphones & stands therefor;			601	5
168523 Discs, tapes, smart cards etc.	330	3		
168525 Transmission appart radio-tel, etc.			430	4
168528 Monitors and projectors etc.	620	5		

Import payments by countries /commodities Table-3.2 (Contd.)
(Four digit level HS code)

(First two digit section, second two digit chapter and last two digit indicate four digit level commodities)

(Amount in thousand)

HS Code - Countries/Commodities	2024 - 2025		2025 - 2026	
	Amount (BDT)	Amount (USD)	Amount (BDT)	Amount (USD)
168528 Monitors and projectors,not incorporating television reception apparatus;reception apparatus for television,whether or not incorporating radio broadcast receivers or sound or videorecording or reproducing apparatus	741382	6146	104735	859
168529 Parts suitable for use solely or principally with the apparatus of headings Nos.85.25 to 85.28			3	0
168532 Electrical capacitors, fixed,variable etc.	28809	237	2269	19
168533 Electrical resistors, not heating	929	8		
168536 Electrical apparatus for switching or protecting electrical circuits,or for making connections to or in electrical circuits for a voltage notexceeding 1,000 volts; connectors for optical fibres,optical fibres,optical fibre bundles or cables	95	1	119989	981
168536 Electrical apts for switching 1000 volts			7	0
168537 Boards, panels, consols, etc.	7	0		
168538 Parts: of electrical switching,apts.	412	3	16	0
168539 Electric filament/discharge lamps	3217	27	925	8
168541 Diodes, transistors, semi-conductor etc.	727	6	65	1
168542 Electronic, integrated circuits	145819	1210	307	3
168543 Electrical machines & apts. n.i.e.	152	1	434	4
168544 Insulatd wire, cable etc.	402	3	514	4
170000 Vehicales, Aircraft, Vessels and Associated Transport Equipment	**4559969**	**38202**	**87765**	**717**
178700 Vehicles other than railway or tramway rollingstock, and parts and accessories thereof	**36739**	**302**	**87765**	**717**
178714 Parts,accessories, of motorcycle/bicycles	36739	302	87765	717
178900 Ships, boats and floating structures	**4523231**	**37900**		
178901 Cruise ships, excursion boats etc.	4523231	37900		
180000 Optical, Photographic, Cinematographic, Measuring, Checking, Precision, Medical Orsurgical Instruments and Apparatus; Clocks and Watches; Musical Instruments; Parts and Accessories Thereof	**96217**	**797**	**60375**	**493**
189000 Optical, photographic, cinematographic, measuring, checking, precision, medical orsurgical instruments and apparatus; parts and accessories thereof	**96217**	**797**	**60235**	**492**
189001 Optical fibres etc	73	1	152	1
189002 Lenses, prisims, mirrors etc.	7776	64	19356	158
189006 Photographic cameras, etc.	381	3		
189016 Balances of a sensitivity of 5cg	2387	20	5990	49
189018 Instruments in medical,surgical, etc.	68104	565	25521	209
189019 Mechano-therapy,etc,appliances	1995	16		
189021 Orthopaedic,appliances etc.	22	0	2698	22
189022 Appratus based on x-ray,alpha, etc.			24	0
189025 Hydrometers,thermometers etc.	255	2		
189027 Instruments, physical, chemical analysis etc.	4737	40	329	3
189030 Oscilloscopes, spectrum analysers etc.,			346	3
189032 Automatic regulating instru			3901	32
189033 Parts & accessories n.i.s	10486	86	1918	16
189200 Musical instruments; parts and accessories			**140**	**1**

Import payments by countries /commodities Table-3.2 (Contd.)
(Four digit level HS code)

(First two digit section, second two digit chapter and last two digit indicate four digit level commodities)

(Amount in thousand)

HS Code - Countries/Commodities	2024 - 2025		2025 - 2026	
	Amount (BDT)	Amount (USD)	Amount (BDT)	Amount (USD)
189207 Musical instruments etc.			140	1
200000 Miscellaneous Manufactured Articles	**11281**	**94**	**1089**	**9**
209400 Furniture; bedding, mattresses, mattress supports, cushions and similar stuffed furnishings; lamps and light fittings, not elsewhere specified or included; illuminated signs, illuminatednameplates and the like; prefabricated buildings	**8718**	**73**		
209403 Other furniture & parts	8698	72		
209405 Lamps and lighting fittings & parts	21	0		
209500 Toys, games and sports requisites; parts and accessories thereof	**2227**	**19**	**1030**	**8**
209506 Articlese for gymnastics, sports etc.	2227	19	1030	8
209600 Miscellaneous manufactured articles	**335**	**3**	**59**	**0**
209603 Brooms, brushes, etc.	164	1		
209608 Ball point pens & markers	5	0		
209612 Typewriter ribbons,inked, etc.			43	0
209615 Combs, hair-slide etc. & parts	167	1	17	0
Poland	**6529682**	**54111**	**5131596**	**41949**
010000 Live Animals and Animal Products	**1056124**	**8739**	**462601**	**3780**
010100 Live animals			**600**	**5**
010106 Other live animals			600	5
010400 Dairy produce; bird's eggs; natural honey; Edible products of animal origin, not elsewhere specified or included.	**1056124**	**8739**	**462001**	**3775**
010402 Milk & cream, containing sugar	1005519	8316	454259	3712
010404 Whey, containing sugar /sweetening matter	41525	349		
010406 Cheese and curd	9080	75	7742	63
020000 Vegetable Products	**95704**	**792**	**149952**	**1225**
020800 Edible fruit nuts; peel of citrus fruit or melons	**85362**	**705**	**142274**	**1162**
020808 Apples,pears & quinces, fresh	85362	705	142274	1162
020900 Coffee, tea, mate and spices	**464**	**4**	**301**	**2**
020902 Tea	464	4	301	2
021100 Products of the milling industry; Malt; Starces; Inulin; Eheat gluten	**9878**	**83**	**7377**	**60**
021108 Starches ; inulin	9878	83	7377	60
030000 Animal or vegetable fats and oils and their cleavage products; prepared edible fats; animal or vegetable waxes	**1685**	**14**		
031500 Animal or vegetable fats and oils and their cleavage products; prepared edible fats; animal or vegetable waxes	**1685**	**14**		
031517 Margarine & other oils	1685	14		
040000 Prepared foodstuffs; Beverages, Spirits and vineger; Tobacco and manufactured tobacco substitues	**666847**	**5512**	**591167**	**4832**
041700 Sugars and sugar confectionery	**206956**	**1701**		
041701 Cane or beet sugar,in solid form	206956	1701		
041800 Cocoa and cocoa preparations	**89152**	**739**	**61292**	**502**
041806 Chocolate/food prep. Contain. Cocoa	89152	739	61292	502
041900 Preparations of cereals, flour, starch or milk; pastry cooks' products	**2884**	**24**	**15178**	**124**

Import payments by countries /commodities Table-3.2 (Contd.)
(Four digit level HS code)

(First two digit section, second two digit chapter and last two digit indicate four digit level commodities)

(Amount in thousand)

HS Code - Countries/Commodities	2024 - 2025		2025 - 2026	
	Amount (BDT)	Amount (USD)	Amount (BDT)	Amount (USD)
041901 Malt extract;			75	1
041904 Prepared foods obtained,cereal products,	691	6		
041905 Bread,pastry,cakes,biscuits etc.	2194	18	15104	123
042000 Preparations of vegetables, fruit, nuts or other parts of plants	**4591**	**38**	**2381**	**19**
042005 Other Veg. prep/presrv., not frozen			285	2
042008 Fruit & nuts etc.,	1187	10		
042009 Frut & vegetable juices	3404	28	2096	17
042100 Miscellaneous edible preparations	**132682**	**1104**	**87641**	**716**
042101 Extracts,essences of coffee,tea etc.	12673	104	7298	60
042102 Yeast; baking powder	113751	947	78023	637
042103 Sauces and preparations thereof	82	1		
042106 Food preparations n.e.s	6176	51	2320	19
042200 Beverages, spirits and vinegar	**174**	**1**	**161**	**1**
042206 Other fermented beverages	58	0		
042208 Undenaturd ethyl alcohol vol. 0%	116	1	161	1
042300 Residues and waste from the food industries; Prepared animal fodder	**230246**	**1904**	**424232**	**3468**
042309 Preparations of a kind used in animal feeding	230246	1904	424232	3468
042400 Tobacco and manufactured tobacco substitutes	**161**	**1**	**282**	**2**
042402 Cigars cheroot cigarillos of tobacco	161	1	282	2
050000 Mineral Products			**283138**	**2314**
052700 Mineral fuels, mineral oilsand products of their distillation bituminous substances; mineral waxes			**283138**	**2314**
052710 Petroleum oils, refined			283138	2314
060000 Products of the Chemical or Allied Industries	**542905**	**4494**	**587083**	**4802**
062800 Inorganic chemicals; organic or inorganic compounds of precious metals, of rare-earth metals, of radioactive elements or of isotopes	**46404**	**385**	**33528**	**274**
062828 Hypochlorites chlorites	9	0	6	0
062831 Dithionites and sulphoxylates	19	0		
062844 Radioactive chemical elements/isotops	46376	385	33522	274
062900 Organic chemicals	**408524**	**3383**	**493428**	**4036**
062905 Acyclic alcohol/halogn sulpho,etc	140	1		
062907 Phenols;phenol-alcohols	4917	40		
062918 Carboxylic acids			20	0
062922 Oxygen-function amino-compound	31285	258	44249	362
062926 Nitrile-function compounds	839	7		
062931 Other, organo-inorganic comp.	5337	45	242	2
062932 Heterocyclic compound w/oxygen	56103	468	52764	432
062933 Heterocyclic comp w/nitrogen	64	1	950	8
062934 Nucleic acids & their salts;			1071	9
062935 Sulphonamidcs	683	6		
062936 Provitamins & vitamins etc.	14390	118	12892	105
062937 Hormones, prostaglandins etc.	276474	2290	355203	2906
062938 Glycosides; and their salts;	3219	26	4770	39

Import payments by countries /commodities Table-3.2 (Contd.)
(Four digit level HS code)

(First two digit section, second two digit chapter and last two digit indicate four digit level commodities)

(Amount in thousand)

HS Code - Countries/Commodities	2024 - 2025		2025 - 2026	
	Amount (BDT)	Amount (USD)	Amount (BDT)	Amount (USD)
062939 Vegetable alkaloids, & their salts;	14922	122	19289	158
062942 Other organic compounds	152	1	1978	16
063000 Pharmaceutical products	**1563**	**13**	**15**	**0**
063004 Medicament consist. mixed/unmixed,for therapeutic use	1438	12		
063006 Pharmaceutical goods	125	1	15	0
063200 Tanning or dyeing extracts; Tannins and their derivatives; Dyes, pigments and other colouring matter; Paints and varnishes; Putty and other mastics; Inks	**140**	**1**	**102**	**1**
063207 Prepared pigments, opacifiers etc.			77	1
063208 Paints and varnishes;			26	0
063212 Pigments dispersed in non-aqueous	140	1		
063300 Essential oils & resinoids; Perfum, cosmetic or toilet preperations	**19398**	**161**	**19510**	**160**
063301 Essential oils			36	0
063303 Perfumes and toilet waters	3242	27	24	0
063304 Beauty/make-up/skin preparatin	13759	114	8862	72
063305 Preparations for use on the hair	338	3	4706	38
063307 Pre-shave,shaving/after-shave	2059	17	5883	48
063400 Soap, organic surf-active agents, lubricating etc.	**14988**	**123**	**13244**	**108**
063401 Soap;organic surfac-active prodts & preparations	7775	64	12709	104
063402 Organic surfac-active agents	2973	24	535	4
063403 Lubricat preparations etc.	4239	35		
063500 Albuminoidal substances; modified starches, glues, enzymes	**31500**	**259**	**3905**	**32**
063506 Prepared glues & other prep. adhesives	2391	20	3905	32
063507 Enzymes; prepared enzymes n.e.s	29109	239		
063800 Miscellaneous chemical products	**20389**	**168**	**23351**	**191**
063820 Anti-freezing preparations	303	2	341	3
063821 Prepared culture media	914	8	285	2
063822 Diagnostic or laboratory reagents	19172	158	22668	185
063824 Prepared binders for foundry moulds;			57	0
070000 Plastics & Rubber Articles Thereof	**100932**	**834**	**115927**	**948**
073900 Plastics and articles thereof	**82880**	**685**	**59724**	**488**
073909 Amino-resins, in primary forms	12	0		
073917 Tube, pipe & hoses etc of plastics	126	1	727	6
073919 Self-adhesive, plates, sheets etc of plastics	46	0	171	1
073920 Other plates,sheets,etc of plastic, non-cellular	2027	17	1722	14
073921 Other Plates, sheets etc. of plastics			18	0
073923 Artilces for the conveyance	73932	611	39864	326
073925 Builders' wares of plastics n.e.s	549	5	504	4
073926 Other plastics & articles	6188	51	16606	136
073926 other articles of plastics and articles of other materials of heading Nos. 39.01 to 39.14			112	1
074000 Rubber and articles thereof	**18052**	**149**	**56203**	**460**
074005 Compound rubber, in primry form	958	8	1558	13

Import payments by countries /commodities Table-3.2 (Contd.)
(Four digit level HS code)

(First two digit section, second two digit chapter and last two digit indicate four digit level commodities)

(Amount in thousand)

HS Code - Countries/Commodities	2024 - 2025		2025 - 2026	
	Amount (BDT)	Amount (USD)	Amount (BDT)	Amount (USD)
074006 Other forms & article of rubber	1105	9		
074007 Vulcanised rubber thread & cord	87	1		
074009 Tubes pipes & hoses etc.	93	1	173	1
074010 Conveyor/transmisions belts of rub	716	6	4811	39
074011 New pneumatic tyres, of rubber	17	0	959	8
074014 Hygienic/pharmaceutical articles of rub	2808	23	13036	107
074016 Other articles of vulcanised rubber	12269	101	35667	292
080000 Raw Hides and Skins, Leather and Articles Thereof; Saddlery and Harness; Travel Goods, Handbags nad Similar Containers; Articles of Animal Gut	**12824**	**107**	**1294**	**11**
084100 Raw hides and skins and leather	**11187**	**93**	**1172**	**10**
084104 Tanned or crust hides & skins of bovine	1838	15	1172	10
084107 Leather further prepared aft tann,of bovine	9348	78		
084200 Articles of leather; saddlery and harness, travel goods, handbags and similar containers; articles of animal gut	**1637**	**14**	**122**	**1**
084202 Trunks, suit-case, vanity-case etc.			122	1
084203 Articles/ composition of leather	1637	14		
100000 Pulp of wood or of other fibrous cellulosic material; recovered (waste and scrap) paper or paperboard; paper and paperboard and articles thereof	**1926198**	**15942**	**2037399**	**16653**
104700 Pulp of wood or of other fibrous cellulosic meterial; Recovered (Waste and scrap) paper or paperboard	**11537**	**96**		
104703 Chemical wood pulp, soda/sulphate	11537	96		
104800 Paper and paperboard; articles of paper pulp, of paper or of paperboard	**1914172**	**15842**	**2037399**	**16653**
104804 Uncoated craft paper & paperboard	1454072	12035	1638491	13396
104805 Other uncoated paper/paprboard	431812	3574	356471	2910
104811 Paper, paperboard, cellulose wadding etc.	27046	222	42317	345
104821 Paper/board labels of all kind			49	0
104821 Paper/board labels of all kind Whether or nor printed	1242	10		
104823 Other paper/board cellulose wadding etc.			70	1
104900 Printed books, newspapers, pictures etc.	**488**	**4**	**0**	**0**
104911 Other printed mattrer	488	4	0	0
110000 Textiles & Textile Articles	**2536**	**21**	**7675**	**63**
115500 Man-made staple fibres			**1758**	**14**
115515 Other woven fab Synthetic stap fibres			1758	14
115600 Wadding, felt and nonwovens; special yarns etc.	**334**	**3**	**828**	**7**
115601 Wadding text mterials fibre & articles			415	3
115603 Nonwovens, coated,covered/laminated	334	3	413	3
115800 Special woven fabrics; tufted text. Fabrics; lace; tapestries; trimmings; embroidery	**322**	**3**		
115807 Labeles, badges & similar articles text	322	3		
115900 Impregnated, coated, covered textile fabrics etc.	**1341**	**11**	**5090**	**42**
115902 Tyre cord fabrics			1792	15
115903 Tex fabrics impregnated,coated etc	1080	9	1906	16

Import payments by countries /commodities Table-3.2 (Contd.)
(Four digit level HS code)

(First two digit section, second two digit chapter and last two digit indicate four digit level commodities)

(Amount in thousand)

HS Code - Countries/Commodities	2024 - 2025		2025 - 2026	
	Amount (BDT)	Amount (USD)	Amount (BDT)	Amount (USD)
115907 Text fabrics otherwise impregnated, coated etc			1392	11
115911 Text products & artcles	261	2		
116300 Other made up textile articles; sets; worn clothing and worn textile articles; rags	**540**	**4**		
116307 Other made up articles incl dress patterns	540	4		
120000 Footwear,Hradgear, Umbrellas, Sun Umbrellas, Walking Sticks, Seat-Sticks, Whips, Riding-Crops and Parts Thereof Etc			**294**	**2**
126400 Footwear, gaiters and the like; parts of such articles			**294**	**2**
126406 Parts of footwear			294	2
130000 Articles of Stone, Plaster, Cement, Asbestos, Mica or Similar Materials; Ceramic Products; Glass and Glassware	**150986**	**1250**	**75080**	**613**
136800 Articles of stone, plaster, asbestos, mica etc.	**132894**	**1100**	**70844**	**578**
136804 Millstone, grindstone, grinding wheel etc.	638	5	103	1
136805 Natural/art abrasive powder/grain	132239	1095	70741	577
136810 Articles cement, concrete etc.	17	0		
136900 Ceramic products	**12002**	**100**	**3098**	**25**
136907 Unglazed ceramic flags, wall tiles etc.	12002	100	3098	25
137000 Glass and glassware	**6090**	**51**	**1138**	**9**
137010 Carboys, bottles, flasks, jar etc.	3704	31		
137013 Glassware of table, kitchn, toilt etc.	362	3	1137	9
137017 Lab,hygnic/pharmaceautical glassware			1	0
137019 Glass fibres & articles;	1830	15		
137020 Other articles of glass	193	2		
150000 Base Metals & Articles of Base Metal	**808724**	**6767**	**248780**	**2035**
157200 Iron and Steel	**556087**	**4653**	**34345**	**281**
157204 Ferrous waste & scrap	556087	4653		
157225 Flat-rolled prodt, of other alloy steel >= width 600mm			34345	281
157300 Articles of Iron and Steel	**169715**	**1426**	**173197**	**1416**
157301 Sheet piling of iron / steel			160241	1310
157307 Tubes/ pipes fittings of iron / steel	415	3	696	6
157308 Structures & parts of structures	1528	13	1438	12
157309 Reservoirs, tanks, vats etc.			835	7
157310 Tanks, casks, drums etc.	85	1	83	1
157315 Chain and parts, of iron/steel	65122	543	104	1
157318 Screws,bolts,nuts, etc.	8113	67	1993	16
157319 Sewing/knitting needles, etc.	3	0		
157320 Springs &leaves for springs	672	6	272	2
157321 Stoves, ranges,cookers etc.	77	1	34	0
157322 Radiators for central heating	1	0		
157324 Sanitary ware & parts, of iron/ steel	534	4		
157325 Other cast articles,of iron or stl			216	2
157326 Other articles of iron or steel	93166	789	7284	60
157400 Copper and Articles Thereof	**118**	**1**	**17**	**0**

Import payments by countries /commodities Table-3.2 (Contd.)
(Four digit level HS code)

(First two digit section, second two digit chapter and last two digit indicate four digit level commodities)

(Amount in thousand)

HS Code - Countries/Commodities	2024 - 2025		2025 - 2026	
	Amount (BDT)	Amount (USD)	Amount (BDT)	Amount (USD)
157409 Copper plates, sheets & strip	118	1		
157415 Nails, tacks, drawing pins, of copper etc.			17	0
157600 Aluminium and Articles Thereof	**33284**	**273**	**29246**	**240**
157606 Aluminium plates, sheets, strip	33213	273	29242	240
157609 Aluminium tube & pipe fittings			4	0
157616 Other aluminium articles	71	1		
157800 Lead and articles thereof			**6644**	**54**
157801 Unwrought lead			6644	54
158200 Tools, implements, cutlery, spoons and forks, of base metal; parts thereof of base metal	**32780**	**272**	**1686**	**14**
158201 Hand tools			5	0
158202 Hands saws, blades saws etc.	194	2	193	2
158204 Hand-operated spanners & wrenches	238	2	174	1
158205 Hand tools n.i.e	9	0	3	0
158207 Interchangeable tools, for hand tools	10048	83		
158208 Knives & cutting blades	1893	16	1030	8
158209 Plates, sticks, tips, like tools			132	1
158212 Razors and razor blades	20398	170	149	1
158300 Miscellaneous articles of base metal	**16740**	**141**	**3644**	**30**
158301 Padlocks & locks, of base metal	48	0		
158302 Base metal mountings,fittings & articles etc.			89	1
158309 Stoppers, caps & lids of base metal	16685	141	3555	29
158310 Sign-plates, name-plates, address-plate etc.	7	0		
160000 Machinery and mechanical appliances; electrical equipment; parts thereof; soundrecorders and reproducers, television image and soundrecorders and reproducers; and parts and accessories of such articles	**776020**	**6451**	**368612**	**3015**
168400 Nuclear reactors, boilers, machinery and mechanical appliances; parts thereof	**298803**	**2477**	**258803**	**2117**
168402 Steam /other vapour generating boilers			57	0
168405 Producer gas/water gas generators	1581	13		
168406 Steam turbines & other vapour turbines			61	1
168408 Compression-ignition piston engin	110	1		
168409 Parts spark-ignition pistn engin	77256	643	17229	141
168412 Other engines and motors	2168	18	3875	32
168413 Pumps for liquids	25581	210	8393	69
168414 Air/vacum pumps, gas compressors & fans	6752	56	1984	16
168415 Air conditioning machines	5883	49	2558	21
168418 Refrigerators,freezers & othr	29370	244	26645	218
168419 Machinery, plant/ lab equipments etc.	2183	18	10578	87
168420 Calendering/other roling machines	660	6	4	0
168421 Centrifuges, filtering machinery rtc.	10758	88	33454	274
168422 Dish washing machines, etc.	62	1	884	7
168423 Weighing machinery, etc.	17996	149	4771	39
168427 Fork-lift truks;	1715	14		
168428 Other Lifting, handling, etc.machinery			10844	88

Import payments by countries /commodities Table-3.2 (Contd.)
(Four digit level HS code)

(First two digit section, second two digit chapter and last two digit indicate four digit level commodities)

(Amount in thousand)

HS Code - Countries/Commodities	2024 - 2025		2025 - 2026	
	Amount (BDT)	Amount (USD)	Amount (BDT)	Amount (USD)
168431 Parts suitable of machinery	4772	40	3104	25
168433 Harvesting or threshing machinery			1095	9
168434 Milking mach & dairy machinery			110	1
168436 Other agri, horti, poltry-kep machinery	1381	12	14822	121
168437 Machines cleaning, sorting/grading seed etc.	10204	84		
168438 Machinery n.i.e	2455	20	3506	29
168439 Machinery making pulp/paper/board			8901	73
168442 Machinery,apparatus,& equpment	2331	20	5551	45
168443 Printing machinery	13806	114	3471	28
168445 Machine preparing txtile fibres			3844	32
168446 Weaving machines(looms)			11430	94
168448 Auxiliary mach for extrd, drw mch etc.	174	1	2388	20
168451 Machinery for washing, cleaning etc.	938	8	17818	146
168455 Metal rollng mills and rolls thereof	584	5		
168456 Machine-tools for working any material by removal of material,by laser or other light or photon beam,ultra-sonic,electro-discharge,electro-chemical,electron beam or plasmaarc process;water-jet cutting machines	7714	63		
168456 Machine-tools for working material	867	7		
168458 Lathes for removing metal	126	1		
168459 Machine-tools drilling, boring etc.	434	4		
168466 Parts & accessories for machine-tools	6	0	152	1
168467 Tools for working in the hand etc.	11	0	25	0
168471 Automatic data processing machines etc.	9608	80	4580	37
168477 Machinery for working rubber/plastics	13	0		
168478 Machinery preparng/making up tobaco	4668	39	1614	13
168479 Mechanical appl indivial func. n.i.e	14899	124	12364	101
168481 Taps, cocks, valves & similar etc.	16201	134	25146	206
168482 Ball/ roller bearings	2359	20	394	3
168483 Transmission shafts, crank, bearing etc.	17331	145	12493	102
168484 Gaskets & similar joints of metal sheeting etc.	182	1	426	3
168487 Machinery parts,not cont. elect. connectors	5664	47	4232	35
168500 Electrical machinery and equipment and parts thereof; sound recorders and reproducers, television imageand sound recorders and reproducers and parts and accessories of such articles	**477217**	**3974**	**109808**	**898**
168501 Electric motors and generator	16009	133	7158	58
168503 Parts electric motor,gen. Set	1043	9	4140	34
168504 Electric transformer, inductors etc.	11671	97	2692	22
168505 Electro-magnets;and articles			242	2
168507 Electric accumulator;	27031	223	27283	223
168509 Eletro-mechanical domestic appliances			157	1
168511 Electrical ignition equipment, etc.	2048	17	3510	29
168512 Electrical lighting/signaling equipment,etc	8	0	58	0
168514 Industrial/lab electric furnaces, ovens, etc.	1148	9	2708	22

Import payments by countries /commodities Table-3.2 (Contd.)
(Four digit level HS code)

(First two digit section, second two digit chapter and last two digit indicate four digit level commodities)

(Amount in thousand)

HS Code - Countries/Commodities	2024 - 2025		2025 - 2026	
	Amount (BDT)	Amount (USD)	Amount (BDT)	Amount (USD)
168515 Electric laser/photon beam , etc.	3146	26	2286	19
168516 Electric storage water heater, etc.	86	1	311	3
168517 Telephone sets , other apparatus etc.	92048	780	128	1
168518 Microphones & stands therefor;			405	3
168523 Discs, tapes, smart cards etc.	55545	452	37542	307
168525 Transmission appart radio-tel, etc.	8448	69	88	1
168528 Monitors and projectors,not incorporating television reception apparatus;reception apparatus for television,whether or not incorporating radio broadcast receivers or sound or videorecording or reproducing apparatus	48	0		
168529 Parts,trans,reception etc.,apts	914	8	512	4
168531 Electrical sound/visual sig apts	173350	1445		
168532 Electrical capacitors, fixed,variable etc.	503	4	1185	10
168533 Electrical resistors, not heating			210	2
168535 Electrical apts for switching > 1000 volts	1064	9		
168536 Electrical apparatus for switching or protecting electrical circuits,or for making connections to or in electrical circuits for a voltage notexceeding 1,000 volts; connectors for optical fibres,optical fibres,optical fibre bundles or cables	276	2	227	2
168536 Electrical apts for switching 1000 volts	2852	24	1185	10
168537 Boards, panels, consols, etc.	66729	555	7288	60
168538 Parts: of electrical switching,apts.	4660	38	5066	41
168539 Electric filament/discharge lamps	179	1	634	5
168541 Diodes, transistors, semi-conductor etc.	440	4	90	1
168542 Electronic, integrated circuits	28	0		
168543 Electrical machines & apts. n.i.e.	2466	21	126	1
168544 Insulatd wire, cable etc.	5381	45	4027	33
168546 Electrical insulators any metarial			553	5
168548 Electrical parts of machinery or apparatus, not specified or included elsewhere in th	98	1		
170000 Vehicales, Aircraft, Vessels and Associated Transport Equipment	**188135**	**1533**	**2647**	**22**
178700 Vehicles other than railway or tramway rollingstock, and parts and accessories thereof	**663**	**5**	**2647**	**22**
178708 Parts,accessories, motor vehicles	663	5	2647	22
178800 Aircraft, spacecraft and parts thereof	**28379**	**233**		
178802 Other aircraft, helicopters etc.	7397	60		
178807 Parts of goods heading 88.01, 88.02 or 88.06	20982	173		
178900 Ships, boats and floating structures	**159093**	**1295**		
178908 Vessels & other,breaking up	159093	1295		
180000 Optical, Photographic, Cinematographic, Measuring, Checking, Precision, Medical Orsurgical Instruments and Apparatus; Clocks and Watches; Musical Instruments; Parts and Accessories Thereof	**195101**	**1614**	**196115**	**1604**
189000 Optical, photographic, cinematographic, measuring, checking, precision, medical orsurgical instruments and apparatus; parts and accessories thereof	**195101**	**1614**	**196060**	**1603**
189011 Compound optical microscopes	1873	15	637	5

Import payments by countries /commodities Table-3.2 (Contd.)
(Four digit level HS code)

(First two digit section, second two digit chapter and last two digit indicate four digit level commodities)

(Amount in thousand)

HS Code - Countries/Commodities	2024 - 2025		2025 - 2026	
	Amount (BDT)	Amount (USD)	Amount (BDT)	Amount (USD)
189015 Surveying, hydrographic etc.	13	0		
189016 Balances of a sensitivity of 5cg	30883	256	36366	298
189018 Instruments in medical,surgical, etc.	90209	747	92531	757
189019 Mechano-therapy,etc,appliances	16101	134	4861	40
189024 Machines, hardness,strength test etc.			136	1
189025 Hydrometers,thermometers etc.	3122	26	4772	39
189026 Instruments, checking flow,level etc.	9692	80	3489	29
189027 Instruments, physical, chemical analysis etc.	22611	186	27554	225
189028 Gas,liquid, electricty meters	1641	13		
189029 Revolution counters,taximeters etc.			130	1
189030 Oscilloscopes, spectrum analysers etc.,	14373	119	13667	112
189031 Measuring/checking instrument	1079	9	6861	56
189032 Automatic regulating instru	1267	11	3882	32
189033 Parts & accessories n.i.s	2235	19	1174	10
189100 Clocks and watches and parts thereof			**55**	**0**
189111 Watch cases and parts thereof			55	0
180000 Optical, photographic, clocks, musical instruments etc.			**156**	**1**
189000 Optical, photographic, etc.			**156**	**1**
189014 Direction finding compasses			156	1
200000 Miscellaneous Manufactured Articles	**4961**	**41**	**3674**	**30**
209400 Furniture; bedding, mattresses, mattress supports, cushions and similar stuffed furnishings; lamps and light fittings, not elsewhere specified or included; illuminated signs, illuminatednameplates and the like; prefabricated buildings			**441**	**4**
209401 Seats and parts			38	0
209402 Medical, surgical, dental furniture			3	0
209403 Other furniture & parts			139	1
209405 Lamps and lighting fittings & parts			260	2
209600 Miscellaneous manufactured articles	**4961**	**41**	**3234**	**26**
209603 Brooms, brushes, etc.			451	4
209606 Buttons, press/snap-fasteners, etc	280	2	1488	12
209607 Slide fasteners and parts	404	3	776	6
209612 Typewriter ribbons,inked, etc.	3682	30		
209613 Cigarette lighter & parts	596	5		
209615 Combs, hair-slide etc. & parts			253	2
209619 Sanitary towels , napkins etc.			266	2
Portugal	**2606177**	**21448**	**1830362**	**14967**
030000 Animal or vegetable fats and oils and their cleavage products; prepared edible fats; animal or vegetable waxes			**782**	**6**
031500 Animal or vegetable fats and oils and their cleavage products; prepared edible fats; animal or vegetable waxes			**782**	**6**
031509 Olive oils & its fractons, not refined			782	6
040000 Prepared foodstuffs; Beverages, Spirits and vineger; Tobacco and manufactured tobacco substitues	**68132**	**563**	**424**	**3**

Import payments by countries /commodities Table-3.2 (Contd.)
(Four digit level HS code)

(First two digit section, second two digit chapter and last two digit indicate four digit level commodities)

(Amount in thousand)

HS Code - Countries/Commodities	2024 - 2025		2025 - 2026	
	Amount (BDT)	Amount (USD)	Amount (BDT)	Amount (USD)
042100 Miscellaneous edible preparations	**99**	**1**	**342**	**3**
042106 Food preparations n.e.s	99	1	342	3
042200 Beverages, spirits and vinegar	**99**	**1**	**83**	**1**
042204 Wine of fresh grapes	99	1	83	1
042300 Residues and waste from the food industries; Prepared animal fodder	**67935**	**561**		
042309 Preparations of a kind used in animal feeding	67935	561		
050000 Mineral Products	**3699**	**31**	**4861**	**40**
052500 Salt; sulphur; earths and stone; plastering materials, lime and cement	**3699**	**31**	**4664**	**38**
052515 Marble,travertine, ecaussine stone etc.	3699	31	4664	38
052700 Mineral fuels, mineral oilsand products of their distillation bituminous substances; mineral waxes			**197**	**2**
052710 Petroleum oils and oils obtained from bituminous minerals,other than crude; preparations not elsewherespecified or included,containing by weight 70% or more of petroleum oils or of oils obtained from bituminous minerals,these oils being the basic constituents of the preparation;waste oils			197	2
060000 Products of the Chemical or Allied Industries	**256612**	**2122**	**259503**	**2121**
062800 Inorganic chemicals; organic or inorganic compounds of precious metals, of rare-earth metals, of radioactive elements or of isotopes	**3543**	**29**	**2396**	**20**
062839 Silicates, commercial alkali metal silicates	1119	9	1508	12
062842 Other salt of inorganic acids/peroxoacids	2424	20	888	7
062900 Organic chemicals	**21658**	**179**	**17355**	**142**
062916 Unsaturated acyclic monocarboxylic acid etc.	721	6		
062941 Antibiotics	20937	173	17355	142
063000 Pharmaceutical products	**25676**	**212**	**17987**	**147**
063004 Medicament consist. mixed/unmixed,for therapeutic use	25676	212	17987	147
063200 Tanning or dyeing extracts; Tannins and their derivatives; Dyes, pigments and other colouring matter; Paints and varnishes; Putty and other mastics; Inks	**117985**	**976**	**123266**	**1008**
063204 Synthetic organic colouring matter	110575	915	104736	856
063206 Other Colouring matter;	5364	45		
063212 Pigments dispersed in non-aqueous	301	2	33	0
063215 Printing ink, writing draw/other ink	1745	14	18497	151
063300 Essential oils & resinoids; Perfum, cosmetic or toilet preperations	**1103**	**9**	**3052**	**25**
063304 Beauty/make-up/skin preparatin			1659	14
063307 Pre-shave,shaving/after-shave	1103	9	1392	11
063400 Soap, organic surf-active agents, lubricating etc.	**53133**	**440**	**49626**	**405**
063401 Soap;organic surfac-active prodts & preparations	1850	15		
063402 Organic surfac-active agents	51081	423	49065	401
063403 Lubricat preparations etc.	202	2	561	5
063500 Albuminoidal substances; modified starches, glues, enzymes	**3047**	**25**	**4992**	**41**

Import payments by countries /commodities Table-3.2 (Contd.)
(Four digit level HS code)

(First two digit section, second two digit chapter and last two digit indicate four digit level commodities)

(Amount in thousand)

HS Code - Countries/Commodities	2024 - 2025		2025 - 2026	
	Amount (BDT)	Amount (USD)	Amount (BDT)	Amount (USD)
063506 Prepared glues & other prep. adhesives	2674	22		
063507 Enzymes; prepared enzymes n.e.s	372	3	4992	41
063800 Miscellaneous chemical products	**30468**	**251**	**40830**	**334**
063806 Rosin & resin acid;and derivatives etc.	3365	28	1782	15
063809 Finishing agents,dye carriers etc.	18433	152	22165	181
063814 Organic composites solvents & thinners			164	1
063822 Diagnostic or laboratory reagents	98	1	323	3
063824 Prepared binders for foundry moulds;	8572	70	16396	134
070000 Plastics & Rubber Articles Thereof	**19397**	**161**	**19308**	**158**
073900 Plastics and articles thereof	**16902**	**140**	**16060**	**132**
073906 Acrylic polymers in primry forms	4012	33		
073910 Silicons in primary forms	730	6	7304	60
073919 Self-adhesive, plates, sheets etc of plastics	56	0		
073920 Other plates,sheets,etc of plastic, non-cellular	2775	23	7266	59
073921 Other Plates, sheets etc. of plastics	5618	47	4	0
073924 Tableware, kitchenware, of plastics	0	0		
073926 Other plastics & articles	3711	30	1485	12
074000 Rubber and articles thereof	**2496**	**21**	**3248**	**27**
074006 Other forms & article of rubber	2	0		
074010 Conveyor/transmisions belts of rub	521	4		
074016 Other articles of vulcanised rubber	1973	16	3248	27
080000 Raw Hides and Skins, Leather and Articles Thereof; Saddlery and Harness; Travel Goods, Handbags nad Similar Containers; Articles of Animal Gut	**19441**	**160**	**85139**	**696**
084100 Raw hides and skins and leather	**1807**	**15**	**6908**	**57**
084104 Tanned or crust hides & skins of bovine			3858	32
084107 Leather further prepared aft tann,of bovine	1807	15	3050	25
084200 Articles of leather; saddlery and harness, travel goods, handbags and similar containers; articles of animal gut	**17634**	**145**	**78232**	**639**
084202 Trunks, suit-case, vanity-case etc.	137	1		
084203 Articles/ composition of leather	17497	144	77266	631
084205 Other articles/ composition of leather			966	8
090000 Wood and Articles of Wood; Wood Charcoal; Cork and Articles of Cork; Manufactures of Straw, of Esparto or Other Plaiting Materials; Basketware & Wickerwork	**2020**	**17**	**2543**	**21**
094500 Cork and articles of cork	**2020**	**17**	**2543**	**21**
094501 Natural cork ,raw or simply prepared	2020	17	2543	21
100000 Pulp of wood or of other fibrous cellulosic material; recovered (waste and scrap) paper or paperboard; paper and paperboard and articles thereof	**91637**	**757**	**163024**	**1332**
104700 Pulp of wood or of other fibrous cellulosic meterial; Recovered (Waste and scrap) paper or paperboard			**28142**	**230**
104703 Chemical wood pulp, soda/sulphate			23400	191
104707 Recovered paper/paperboard			4741	39

Import payments by countries /commodities Table-3.2 (Contd.)
(Four digit level HS code)

(First two digit section, second two digit chapter and last two digit indicate four digit level commodities)

(Amount in thousand)

HS Code - Countries/Commodities	2024 - 2025		2025 - 2026	
	Amount (BDT)	Amount (USD)	Amount (BDT)	Amount (USD)
104800 Paper and paperboard; articles of paper pulp, of paper or of paperboard	**91637**	**757**	**134883**	**1102**
104802 Uncoated paper and paper board	3073	25	4728	39
104804 Uncoated craft paper & paperboard			40078	327
104811 Paper, paperboard, cellulose wadding etc.	67	1	156	1
104819 Cartons, boxes, cases, bags of paper	1082	9		
104821 Paper/board labels of all kind	86959	718	89863	735
104821 Paper/board labels of all kind Whether or nor printed	457	4	57	0
110000 Textiles & Textile Articles	**6697**	**55**	**29781**	**243**
115200 Cotton			**10814**	**88**
115209 Woven fabrics of cotton ,>= weg 85%+ , > 200g/m.sq.			10814	88
115400 Man-made filaments	**402**	**3**	**2671**	**22**
115402 Synthetic filament yarn	402	3	2671	22
115500 Man-made staple fibres	**24**	**0**	**1259**	**10**
115504 Artificial staple fibres, not carded, combed	24	0	1259	10
115600 Wadding, felt and nonwovens; special yarns etc.	**2189**	**18**	**1051**	**9**
115607 Twine, cordage, cbles etc.	2152	18	1051	9
115609 Artificial yarn, strip, twine etc. n.e.s.	37	0		
115800 Special woven fabrics; tufted text. Fabrics; lace; tapestries; trimmings; embroidery	**2970**	**24**	**4486**	**37**
115806 Narrow woven fabrics	320	3	9	0
115807 Labeles, badges & similar articles text	2650	22	4477	37
115900 Impregnated, coated, covered textile fabrics etc.	**149**	**1**	**135**	**1**
115910 Transmission/conveyor belts, of text mtrl			135	1
115911 Text products & artcles	149	1		
116000 Knitted or crocheted fabrics	**902**	**7**	**9151**	**75**
116006 Other knitted or crochet fabrics	902	7	9151	75
116200 Articles of apparel & cloth accessories, not knitted/crocheted	**60**	**1**	**215**	**2**
116203 Men/boys suits, jakets etc			141	1
116217 Other made up cloth acesor & parts of garmt	60	1	74	1
120000 Footwear,Hradgear, Umbrellas, Sun Umbrellas, Walking Sticks, Seat-Sticks, Whips, Riding-Crops and Parts Thereof Etc	**6901**	**56**		
126400 Footwear, gaiters and the like; parts of such articles	**6901**	**56**		
126406 Parts of footwear	6901	56		
130000 Articles of Stone, Plaster, Cement, Asbestos, Mica or Similar Materials; Ceramic Products; Glass and Glassware	**11832**	**99**	**1632**	**13**
136800 Articles of stone, plaster, asbestos, mica etc.	**7772**	**65**	**479**	**4**
136804 Millstone, grindstone, grinding wheel etc.	493	4		
136805 Natural/art abrasive powder/grain	7279	61	479	4
137000 Glass and glassware	**4061**	**33**	**1153**	**9**
137017 Lab,hygnic/pharmaceautical glassware	4061	33	1153	9
150000 Base Metals & Articles of Base Metal	**25774**	**217**	**1525**	**12**
157200 Iron and Steel	**21442**	**181**		

Import payments by countries /commodities Table-3.2 (Contd.)
(Four digit level HS code)

(First two digit section, second two digit chapter and last two digit indicate four digit level commodities)

(Amount in thousand)

HS Code - Countries/Commodities	2024 - 2025		2025 - 2026	
	Amount (BDT)	Amount (USD)	Amount (BDT)	Amount (USD)
157204 Ferrous waste & scrap	21395	181		
157220 Flat-rolled prodt of stainless steel width 600mm	47	0		
157300 Articles of Iron and Steel	**2514**	**21**	**418**	**3**
157310 Tanks, casks, drums etc.	21	0		
157315 Chain and parts, of iron/steel	991	8	200	2
157318 Screws,bolts,nuts, etc.	12	0	174	1
157320 Springs &leaves for springs	1328	11		
157324 Sanitary ware & parts, of iron/ steel	114	1	22	0
157326 Other articles of iron or steel	48	0	23	0
157400 Copper and Articles Thereof			**7**	**0**
157418 Table, kitchen articlese, of copper			7	0
157600 Aluminium and Articles Thereof	**82**	**1**	**62**	**1**
157604 Aluminium bars, rods & profiles	82	1		
157606 Aluminium plates, sheets, strip			62	1
158200 Tools, implements, cutlery, spoons and forks, of base metal; parts thereof of base metal	**1725**	**14**	**974**	**8**
158204 Hand-operated spanners & wrenches			151	1
158205 Hand tools n.i.e			15	0
158207 Interchangeable tools, for hand tools	1725	14	43	0
158208 Knives & cutting blades			765	6
158300 Miscellaneous articles of base metal	**11**	**0**	**63**	**1**
158301 Padlocks & locks, of base metal	11	0		
158308 Clasps, frames, hooks etc.			63	1
160000 Machinery and mechanical appliances; electrical equipment; parts thereof; soundrecorders and reproducers, television image and soundrecorders and reproducers; and parts and accessories of such articles	**2080394**	**17099**	**1234317**	**10095**
168400 Nuclear reactors, boilers, machinery and mechanical appliances; parts thereof	**1964505**	**16141**	**1077321**	**8813**
168401 Nuclear reactors; fuel elements etc.	6350	53		
168404 Auxiliary plant for use with boilers	2029	17		
168405 Producer gas/water gas generators	5250	45		
168409 Parts spark-ignition pistn engin	133	1	106	1
168412 Other engines and motors	47	0		
168413 Pumps for liquids	309	3		
168414 Air/vacum pumps, gas compressors & fans	610	5	9184	75
168416 Furnace burners for liquid fuel,etc.	2526	21		
168418 Refrigerators,freezers & othr			864	7
168419 Machinery, plant/ lab equipments etc.	101731	836	31705	259
168421 Centrifuges, filtering machinery rtc.	1115822	9124	297991	2441
168422 Dish washing machines, etc.	8	0		
168442 Machinery,apparatus,& equpment	33	0		
168443 Printing machinery	149502	1243	92606	757
168446 Weaving machines(looms)			5592	46
168448 Auxiliary mach for extrd, drw mch etc.	302841	2511	287688	2353
168449 Machinery for the manufactures etc.	139	1	325	3

Import payments by countries /commodities Table-3.2 (Contd.)
(Four digit level HS code)

(First two digit section, second two digit chapter and last two digit indicate four digit level commodities)

(Amount in thousand)

HS Code - Countries/Commodities	2024 - 2025		2025 - 2026	
	Amount (BDT)	Amount (USD)	Amount (BDT)	Amount (USD)
168451 Machinery for washing, cleaning etc.	255112	2100	92223	755
168452 Sewing machines, n/book sewng mach	2041	17	1469	12
168455 Metal rollng mills and rolls thereof			95429	777
168456 Machine-tools for working any material by removal of material,by laser or other light or photon beam,ultra-sonic,electro-discharge,electro-chemical,electron beam or plasmaarc process;water-jet cutting machines			24366	199
168466 Parts & accessories for machine-tools	1213	10	2738	22
168471 Automatic data processing machines etc.	1136	9	122883	1007
168479 Mechanical appl indivial func. n.i.e	6921	58	1534	12
168480 Moulding boxes for metal foundry etc.	7352	60	6986	57
168481 Taps, cocks, valves & similar etc.	2763	23	1210	10
168482 Ball/ roller bearings	19	0	582	5
168485 Machines for additive manufacturing			819	7
168487 Machinery parts,not cont. elect. connectors	616	5	1021	8
168500 Electrical machinery and equipment and parts thereof; sound recorders and reproducers, television imageand sound recorders and reproducers and parts and accessories of such articles	**115888**	**958**	**156996**	**1282**
168501 Electric motors and generator	912	8	959	8
168502 Electric generating sets, rotary converters	2306	19	1075	9
168504 Electric transformer, inductors etc.	1317	11	3442	28
168505 Electro-magnets;and articles	70	1		
168507 Electric accumulator;			1688	14
168511 Electrical ignition equipment, etc.			65	1
168516 Electric storage water heater, etc.			57	0
168517 Telephone sets , other apparatus etc.	14	0		
168518 Microphones & stands therefor;	80	1		
168519 Sound recording apparatus			439	4
168523 Discs, tapes, smart cards etc.	53911	446	130887	1069
168525 Transmission appart radio-tel, etc.	794	7		
168528 Monitors and projectors,not incorporating television reception apparatus;reception apparatus for television,whether or not incorporating radio broadcast receivers or sound or videorecording or reproducing apparatus	24864	204	36	0
168530 Electrical signaling, traffic control equp etc.	119	1		
168531 Electrical sound/visual sig apts	15618	130	2445	20
168532 Electrical capacitors, fixed,variable etc.			390	3
168535 Electrical apts for switching > 1000 volts	112	1		
168536 Electrical apparatus for switching or protecting electrical circuits,or for making connections to or in electrical circuits for a voltage notexceeding 1,000 volts; connectors for optical fibres,optical fibres,optical fibre bundles or cables	277	2	47	0
168536 Electrical apts for switching 1000 volts	2985	25	3811	31
168537 Boards, panels, consols, etc.	2460	20	6634	54
168538 Parts: of electrical switching,apts.	1981	16	4325	35

Import payments by countries /commodities Table-3.2 (Contd.)
(Four digit level HS code)

(First two digit section, second two digit chapter and last two digit indicate four digit level commodities)

(Amount in thousand)

HS Code - Countries/Commodities	2024 - 2025		2025 - 2026	
	Amount (BDT)	Amount (USD)	Amount (BDT)	Amount (USD)
168539 Electric filament/discharge lamps	369	3	2	0
168541 Diodes, transistors, semi-conductor etc.	123	1	179	1
168543 Electrical machines & apts. n.i.e.	544	4	93	1
168544 Insulatd wire, cable etc.	7032	59	421	3
170000 Vehicales, Aircraft, Vessels and Associated Transport Equipment	**84**	**1**	**14916**	**122**
178700 Vehicles other than railway or tramway rollingstock, and parts and accessories thereof	**84**	**1**	**2990**	**24**
178708 Parts,accessories, motor vehicles	84	1		
178714 Parts,accessories, of motorcycle/bicycles			2990	24
178800 Aircraft, spacecraft and parts thereof			**11926**	**98**
178806 Unmanned aircraft:			11926	98
180000 Optical, Photographic, Cinematographic, Measuring, Checking, Precision, Medical Orsurgical Instruments and Apparatus; Clocks and Watches; Musical Instruments; Parts and Accessories Thereof	**9378**	**77**	**2070**	**17**
189000 Optical, photographic, cinematographic, measuring, checking, precision, medical orsurgical instruments and apparatus; parts and accessories thereof	**9378**	**77**	**2070**	**17**
189002 Lenses, prisims, mirrors etc.	50	0		
189010 Apparatus for photographic etc.			392	3
189014 Direction finding compasses	1129	9		
189025 Hydrometers,thermometers etc.	82	1	3	0
189026 Instruments, checking flow,level etc.	158	1		
189027 Instruments, physical, chemical analysis etc.	72	1		
189031 Measuring/checking instrument	7635	63	158	1
189032 Automatic regulating instru	146	1	1517	12
189033 Parts & accessories n.i.s	106	1		
200000 Miscellaneous Manufactured Articles	**4180**	**35**	**10535**	**86**
209400 Furniture; bedding, mattresses, mattress supports, cushions and similar stuffed furnishings; lamps and light fittings, not elsewhere specified or included; illuminated signs, illuminatednameplates and the like; prefabricated buildings	**130**	**1**	**1272**	**10**
209401 Seats and parts			682	6
209403 Other furniture & parts	122	1	590	5
209405 Lamps and lighting fittings & parts	8	0		
209500 Toys, games and sports requisites; parts and accessories thereof			**148**	**1**
209505 Festive,carnival & articles			148	1
209600 Miscellaneous manufactured articles	**4049**	**33**	**9115**	**75**
209606 Buttons, press/snap-fasteners, etc	4049	33	9115	75
Puerto Rico	**582025**	**4808**	**783804**	**6409**
040000 Prepared foodstuffs; Beverages, Spirits and vineger; Tobacco and manufactured tobacco substitues	**329**	**3**	**834**	**7**
042200 Beverages, spirits and vinegar	**329**	**3**	**834**	**7**
042208 Undenaturd ethyl alcohol vol. 0%	329	3	834	7
060000 Products of the Chemical or Allied Industries	**3468**	**29**	**15186**	**124**
063400 Soap, organic surf-active agents, lubricating etc.			**6**	**0**

Import payments by countries /commodities Table-3.2 (Contd.)
(Four digit level HS code)

(First two digit section, second two digit chapter and last two digit indicate four digit level commodities)

(Amount in thousand)

HS Code - Countries/Commodities	2024 - 2025		2025 - 2026	
	Amount (BDT)	Amount (USD)	Amount (BDT)	Amount (USD)
063402 Organic surfac-active agents			6	0
063800 Miscellaneous chemical products	**3468**	**29**	**15180**	**124**
063821 Prepared culture media	1597	13	1062	9
063822 Diagnostic or laboratory reagents	1871	16	14119	115
150000 Base Metals & Articles of Base Metal	**578201**	**4776**	**767381**	**6274**
157200 Iron and Steel	**578201**	**4776**	**767381**	**6274**
157204 Ferrous waste & scrap	578201	4776	767381	6274
160000 Machinery and mechanical appliances; electrical equipment; parts thereof; soundrecorders and reproducers, television image and soundrecorders and reproducers; and parts and accessories of such articles	**27**	**0**	**402**	**3**
168400 Nuclear reactors, boilers, machinery and mechanical appliances; parts thereof	**27**	**0**	**402**	**3**
168421 Centrifuges, filtering machinery rtc.			402	3
168471 Automatic data processing machines etc.	27	0		
Qatar	**257671500**	**2133883**	**197289324**	**1614124**
010000 Live Animals and Animal Products	**4285**	**36**		
010100 Live animals	**4285**	**36**		
010103 Live swine	4285	36		
040000 Prepared foodstuffs; Beverages, Spirits and vineger; Tobacco and manufactured tobacco substitues	**575**	**5**	**357**	**3**
041800 Cocoa and cocoa preparations			**235**	**2**
041806 Chocolate/food prep. Contain. Cocoa			235	2
042100 Miscellaneous edible preparations	**575**	**5**		
042106 Food preparations n.e.s	575	5		
042200 Beverages, spirits and vinegar			**122**	**1**
042201 Mineral & aerated waters,not add. Sug.			122	1
050000 Mineral Products	**233349016**	**1932060**	**192279952**	**1573130**
052700 Mineral fuels, mineral oilsand products of their distillation bituminous substances; mineral waxes	**233349016**	**1932060**	**192279952**	**1573130**
052710 Petroleum oils, refined			13893	113
052711 Petroleum gases & other gaseous hydrocarbons	233349016	1932060	192266059	1573016
060000 Products of the Chemical or Allied Industries	**15902308**	**132256**	**19702**	**161**
062800 Inorganic chemicals; organic or inorganic compounds of precious metals, of rare-earth metals, of radioactive elements or of isotopes	**6621**	**54**	**3684**	**30**
062804 Hydrogen, rare gases etc.	6621	54	3684	30
062900 Organic chemicals	**108655**	**902**	**16018**	**131**
062905 Acyclic alcohol/halogn sulpho,etc	108655	902	16018	131
063100 Fertilisers	**15780399**	**131244**		
063102 Mineral or chemical fertilisers, nitrogenous	15780399	131244		
063200 Tanning or dyeing extracts; Tannins and their derivatives; Dyes, pigments and other colouring matter; Paints and varnishes; Putty and other mastics; Inks	**4644**	**39**		
063209 Other paints and varnishes ;	4644	39		
063400 Soap, organic surf-active agents, lubricating etc.	**1990**	**16**		

Import payments by countries /commodities Table-3.2 (Contd.)
(Four digit level HS code)

(First two digit section, second two digit chapter and last two digit indicate four digit level commodities)

(Amount in thousand)

HS Code - Countries/Commodities	2024 - 2025		2025 - 2026	
	Amount (BDT)	Amount (USD)	Amount (BDT)	Amount (USD)
063404 Artificial wax & prepared wax	1990	16		
070000 Plastics & Rubber Articles Thereof	**5924197**	**49051**	**4955788**	**40558**
073900 Plastics and articles thereof	**5924197**	**49051**	**4955788**	**40558**
073901 Polymers of ethylene, in primary forms	5923214	49043	4899965	40100
073902 Polymers/ propylen/olefin in primary forms			17449	143
073904 Polymers of vinyl chloride etc. in primary			17536	143
073920 Other plates,sheets,etc of plastic, non-cellular	983	8	20816	171
073923 Artilces for the conveyance			22	0
100000 Pulp of wood or of other fibrous cellulosic material; recovered (waste and scrap) paper or paperboard; paper and paperboard and articles thereof	**55173**	**461**	**33314**	**272**
104800 Paper and paperboard; articles of paper pulp, of paper or of paperboard	**55173**	**461**	**33314**	**272**
104805 Other uncoated paper/paprboard	48111	403	33314	272
104810 Paper and paperboard,coated	7062	58		
110000 Textiles & Textile Articles			**88**	**1**
115800 Special woven fabrics; tufted text. Fabrics; lace; tapestries; trimmings; embroidery			**88**	**1**
115807 Labeles, badges & similar articles text			88	1
130000 Articles of Stone, Plaster, Cement, Asbestos, Mica or Similar Materials; Ceramic Products; Glass and Glassware	**8228**	**69**		
137000 Glass and glassware	**8228**	**69**		
137001 Cullet & other waste & scrap of glass etc.	8144	68		
137008 Mltiple-walled insulating units of glass	84	1		
150000 Base Metals & Articles of Base Metal	**2427716**	**19946**		
157200 Iron and Steel	**2427711**	**19946**		
157203 Ferrous products	2427711	19946		
157300 Articles of Iron and Steel	**5**	**0**		
157318 Screws,bolts,nuts, etc.	5	0		
180000 Optical, Photographic, Cinematographic, Measuring, Checking, Precision, Medical Orsurgical Instruments and Apparatus; Clocks and Watches; Musical Instruments; Parts and Accessories Thereof			**122**	**1**
189000 Optical, photographic, cinematographic, measuring, checking, precision, medical orsurgical instruments and apparatus; parts and accessories thereof			**122**	**1**
189024 Machines, hardness,strength test etc.			122	1
Romania	**5891187**	**49008**	**5692771**	**46648**
010000 Live Animals and Animal Products	**246**	**2**	**722**	**6**
010100 Live animals	**246**	**2**	**722**	**6**
010105 Live poultry	147	1		
010106 Other live animals	100	1	722	6
020000 Vegetable Products	**4649196**	**38785**	**5089708**	**41715**
021000 Cereals	**4649196**	**38785**	**5089708**	**41715**
021001 Wheat and meslin	4649196	38785	5089708	41715
040000 Prepared foodstuffs; Beverages, Spirits and vineger; Tobacco and manufactured tobacco substitues	**6452**	**54**	**8167**	**67**

Import payments by countries /commodities Table-3.2 (Contd.)
(Four digit level HS code)

(First two digit section, second two digit chapter and last two digit indicate four digit level commodities)

(Amount in thousand)

HS Code - Countries/Commodities	2024 - 2025		2025 - 2026	
	Amount (BDT)	Amount (USD)	Amount (BDT)	Amount (USD)
042100 Miscellaneous edible preparations	**6452**	**54**	**8167**	**67**
042106 Food preparations n.e.s	6452	54	8167	67
050000 Mineral Products	**625519**	**5127**		
052700 Mineral fuels, mineral oilsand products of their distillation bituminous substances; mineral waxes	**625519**	**5127**		
052701 Coal;briquettes ovoid etc.	625519	5127		
060000 Products of the Chemical or Allied Industries	**218863**	**1810**	**233686**	**1911**
062800 Inorganic chemicals; organic or inorganic compounds of precious metals, of rare-earth metals, of radioactive elements or of isotopes	**16407**	**137**	**17168**	**140**
062833 Sulphate alums, peroxosulphate	16407	137	17168	140
062900 Organic chemicals	**177681**	**1469**	**156369**	**1279**
062901 Acyclic hydrocarbons	18607	155	25143	205
062941 Antibiotics	159074	1313	131226	1074
063000 Pharmaceutical products	**13492**	**112**	**34904**	**286**
063003 Medicament consist. two or more mixed,for therapeutic use	5404	45	27568	225
063004 Medicament consist. mixed/unmixed,for therapeutic use	8087	67	7335	60
063300 Essential oils & resinoids; Perfum, cosmetic or toilet preperations			**3222**	**26**
063305 Preparations for use on the hair			3222	26
063800 Miscellaneous chemical products	**11283**	**92**	**22024**	**180**
063822 Diagnostic or laboratory reagents	11283	92	22024	180
070000 Plastics & Rubber Articles Thereof	**26047**	**215**	**124881**	**1022**
073900 Plastics and articles thereof	**147**	**1**	**4265**	**35**
073917 Tube, pipe & hoses etc of plastics	31	0	10	0
073919 Self-adhesive, plates, sheets etc of plastics			16	0
073920 Other plates,sheets,etc of plastic, non-cellular			186	2
073921 Other Plates, sheets etc. of plastics	34	0	2647	22
073926 Other plastics & articles	82	1	1406	11
074000 Rubber and articles thereof	**25900**	**214**	**120617**	**987**
074005 Compound rubber, in primry form	20619	171	115482	945
074009 Tubes pipes & hoses etc.	6	0	0	0
074010 Conveyor/transmisions belts of rub	4845	40	2153	18
074011 New pneumatic tyres, of rubber	27	0	2604	21
074016 Other articles of vulcanised rubber	404	3	378	3
080000 Raw Hides and Skins, Leather and Articles Thereof; Saddlery and Harness; Travel Goods, Handbags nad Similar Containers; Articles of Animal Gut	**3**	**0**		
084200 Articles of leather; saddlery and harness, travel goods, handbags and similar containers; articles of animal gut	**3**	**0**		
084202 Trunks, suit-case, vanity-case etc.	3	0		
100000 Pulp of wood or of other fibrous cellulosic material; recovered (waste and scrap) paper or paperboard; paper and paperboard and articles thereof	**9403**	**78**	**45**	**0**
104800 Paper and paperboard; articles of paper pulp, of paper or of paperboard	**9403**	**78**	**45**	**0**

Import payments by countries /commodities Table-3.2 (Contd.)
(Four digit level HS code)

(First two digit section, second two digit chapter and last two digit indicate four digit level commodities)

(Amount in thousand)

HS Code - Countries/Commodities	2024 - 2025		2025 - 2026	
	Amount (BDT)	Amount (USD)	Amount (BDT)	Amount (USD)
104805 Other uncoated paper/paprboard	9403	78		
104821 Paper/board labels of all kind			45	0
110000 Textiles & Textile Articles	**61396**	**507**	**64171**	**525**
115100 Wool, fine or coarse animal hair; woven fabric	**9370**	**77**	**4439**	**36**
115112 Woven fabrics combed wool/fine animal hair	9370	77	4439	36
115400 Man-made filaments	**1388**	**11**	**2976**	**24**
115401 Sewing thread of man-made filaments	1388	11	1077	9
115407 Woven fabrics of synthetic filament yrn			1899	16
115500 Man-made staple fibres	**45383**	**376**	**10125**	**83**
115512 Woven fabrics of synth stap fibres, cont > 85%			3	0
115514 Woven fabrics of synth stap fibres, weg > 170 g/m.sq.			38	0
115515 Other woven fab Synthetic stap fibres	45383	376	10083	82
115600 Wadding, felt and nonwovens; special yarns etc.	**813**	**7**	**3891**	**32**
115601 Wadding text mterials fibre & articles			2844	23
115603 Nonwovens, coated,covered/laminated			594	5
115604 Rubber thread cord, textile covered,etc			214	2
115607 Twine, cordage, cbles etc.	813	7	239	2
115800 Special woven fabrics; tufted text. Fabrics; lace; tapestries; trimmings; embroidery	**553**	**5**	**22741**	**186**
115806 Narrow woven fabrics	553	5	22662	185
115807 Labeles, badges & similar articles text			79	1
115900 Impregnated, coated, covered textile fabrics etc.	**3414**	**28**	**15230**	**125**
115903 Tex fabrics impregnated,coated etc	234	2	8946	73
115906 Rubberised text fabrics			4	0
115911 Text products & artcles	3180	26	6281	52
116000 Knitted or crocheted fabrics	**473**	**4**	**4563**	**37**
116001 Pile fabrics			159	1
116004 Knitted or crochetd fabrics, exd.30 cm			1649	13
116005 Wrap knit fabrics	228	2	147	1
116006 Other knitted or crochet fabrics	245	2	2608	21
116200 Articles of apparel & cloth accessories, not knitted/crocheted	**1**	**0**		
116203 Men/boys suits, jakets etc	1	0		
116205 Men/boys shirts not knitted/crochetd	0	0		
116300 Other made up textile articles; sets; worn clothing and worn textile articles; rags			**207**	**2**
116307 Other made up articles incl dress patterns			207	2
120000 Footwear,Hradgear, Umbrellas, Sun Umbrellas, Walking Sticks, Seat-Sticks, Whips, Riding-Crops and Parts Thereof Etc	**2488**	**20**	**2556**	**21**
126400 Footwear, gaiters and the like; parts of such articles	**2488**	**20**	**2556**	**21**
126403 Footwear with soles of rubber, plastics etc.	2488	20	2556	21
130000 Articles of Stone, Plaster, Cement, Asbestos, Mica or Similar Materials; Ceramic Products; Glass and Glassware	**30**	**0**	**88**	**1**

Import payments by countries /commodities Table-3.2 (Contd.)
(Four digit level HS code)

(First two digit section, second two digit chapter and last two digit indicate four digit level commodities)

(Amount in thousand)

HS Code - Countries/Commodities	2024 - 2025		2025 - 2026	
	Amount (BDT)	Amount (USD)	Amount (BDT)	Amount (USD)
136800 Articles of stone, plaster, asbestos, mica etc.	**30**	**0**		
136813 Friction material & articles	30	0		
137000 Glass and glassware			**88**	**1**
137010 Carboys, bottles, flasks, jar etc.			88	1
150000 Base Metals & Articles of Base Metal	**1738**	**14**	**2734**	**22**
157300 Articles of Iron and Steel	**1436**	**12**	**1595**	**13**
157308 Structures & parts of structures	656	6	32	0
157315 Chain and parts, of iron/steel	23	0		
157318 Screws,bolts,nuts, etc.	95	1	223	2
157320 Springs &leaves for springs	90	1	807	7
157323 Table,kitchen articlese,of iron	0	0		
157326 Other articles of iron or steel	571	5	533	4
157600 Aluminium and Articles Thereof			**198**	**2**
157616 Other aluminium articles			198	2
158200 Tools, implements, cutlery, spoons and forks, of base metal; parts thereof of base metal	**296**	**2**	**775**	**6**
158204 Hand-operated spanners & wrenches	4	0		
158205 Hand tools n.i.e	247	2	136	1
158208 Knives & cutting blades	44	0	441	4
158212 Razors and razor blades			198	2
158300 Miscellaneous articles of base metal	**6**	**0**	**166**	**1**
158308 Clasps, frames, hooks etc.			109	1
158309 Stoppers, caps & lids of base metal			51	0
158310 Sign-plates, name-plates, address-plate etc.	6	0	6	0
160000 Machinery and mechanical appliances; electrical equipment; parts thereof; soundrecorders and reproducers, television image and soundrecorders and reproducers; and parts and accessories of such articles	**249485**	**2063**	**121291**	**993**
168400 Nuclear reactors, boilers, machinery and mechanical appliances; parts thereof	**194972**	**1613**	**75342**	**617**
168409 Parts spark-ignition pistn engin	5736	48	73	1
168412 Other engines and motors	1947	16	35	0
168413 Pumps for liquids	300	3	81	1
168414 Air/vacum pumps, gas compressors & fans	1992	16	2427	20
168415 Air conditioning machines	96	1		
168418 Refrigerators,freezers & othr	22	0		
168419 Machinery, plant/ lab equipments etc.	8360	70	7791	64
168420 Calendering/other roling machines	13	0		
168421 Centrifuges, filtering machinery rtc.	387	3	3428	28
168422 Dish washing machines, etc.	31	0		
168423 Weighing machinery, etc.			389	3
168424 Mechanical appliances & the like	105	1	205	2
168425 Pulley tackle & hoists etc.	86210	718		
168428 Other Lifting, handling, etc.machinery			659	5
168431 Parts suitable of machinery	30	0	775	6
168436 Other agri, horti, poltry-kep machinery			10	0

Import payments by countries /commodities Table-3.2 (Contd.)
(Four digit level HS code)

(First two digit section, second two digit chapter and last two digit indicate four digit level commodities)

(Amount in thousand)

HS Code - Countries/Commodities	2024 - 2025		2025 - 2026	
	Amount (BDT)	Amount (USD)	Amount (BDT)	Amount (USD)
168443 Printing machinery			9836	80
168448 Auxiliary mach for extrd, drw mch etc.	1499	12	2320	19
168451 Machinery for washing, cleaning etc.	1265	11	2231	18
168452 Sewing machines, n/book sewng mach	760	6	133	1
168471 Automatic data processing machines etc.	1596	13	1506	12
168474 Machinery washing, crushing etc.			113	1
168478 Machinery preparng/making up tobaco			8	0
168480 Moulding boxes for metal foundry etc.			227	2
168481 Taps, cocks, valves & similar etc.	2973	24	2793	23
168482 Ball/ roller bearings	23517	192	31899	261
168483 Transmission shafts, crank, bearing etc.	5559	46	7227	59
168484 Gaskets & similar joints of metal sheeting etc.			132	1
168487 Machinery parts,not cont. elect. connectors	52575	431	1043	9
168500 Electrical machinery and equipment and parts thereof; sound recorders and reproducers, television imageand sound recorders and reproducers and parts and accessories of such articles	**54512**	**450**	**45949**	**376**
168501 Electric motors and generator	1073	9	2639	22
168502 Electric generating sets, rotary converters	768	7		
168503 Parts electric motor,gen. Set	1900	16	947	8
168504 Electric transformer, inductors etc.	6122	50	4600	38
168505 Electro-magnets;and articles	551	5	525	4
168508 Vcuum cleaners	5147	42	523	4
168510 Electric shavers, hair clipper etc.			122	1
168511 Electrical ignition equipment, etc.	343	3	219	2
168515 Electric laser/photon beam , etc.	9	0	44	0
168516 Electric storage water heater, etc.	778	6	5524	45
168517 Telephone sets , other apparatus etc.	535	4		
168518 Microphones & stands therefor;			125	1
168523 Discs, tapes, smart cards etc.	1000	8	621	5
168526 Radar apts,radio remote,etc apts	50	0		
168528 Monitors and projectors,not incorporating television reception apparatus;reception apparatus for television,whether or not incorporating radio broadcast receivers or sound or videorecording or reproducing apparatus	456	4	595	5
168529 Parts,trans,reception etc.,apts	20	0	9	0
168531 Electrical sound/visual sig apts	2605	22	114	1
168532 Electrical capacitors, fixed,variable etc.	3470	29	4082	33
168533 Electrical resistors, not heating			2	0
168534 Printed circuits	2594	22		
168535 Electrical apts for switching > 1000 volts			32	0
168536 Electrical apparatus for switching or protecting electrical circuits,or for making connections to or in electrical circuits for a voltage notexceeding 1,000 volts; connectors for optical fibres,optical fibres,optical fibre bundles or cables	10273	84	287	2

Import payments by countries /commodities Table-3.2 (Contd.)
(Four digit level HS code)

(First two digit section, second two digit chapter and last two digit indicate four digit level commodities)

(Amount in thousand)

HS Code - Countries/Commodities	2024 - 2025		2025 - 2026	
	Amount (BDT)	Amount (USD)	Amount (BDT)	Amount (USD)
168536 Electrical apts for switching 1000 volts	4104	34	9170	75
168537 Boards, panels, consols, etc.	8636	72	4429	36
168538 Parts: of electrical switching,apts.	1283	11	9977	82
168541 Diodes, transistors, semi-conductor etc.	560	5	13	0
168542 Electronic, integrated circuits			38	0
168543 Electrical machines & apts. n.i.e.	144	1	122	1
168544 Insulatd wire, cable etc.	1342	11	817	7
168545 Carbon electrodes, carbon brushes etc.	747	6	373	3
170000 Vehicales, Aircraft, Vessels and Associated Transport Equipment	**165**	**1**	**193**	**2**
178700 Vehicles other than railway or tramway rollingstock, and parts and accessories thereof	**165**	**1**	**193**	**2**
178708 Parts,accessories, motor vehicles	165	1	193	2
180000 Optical, Photographic, Cinematographic, Measuring, Checking, Precision, Medical Orsurgical Instruments and Apparatus; Clocks and Watches; Musical Instruments; Parts and Accessories Thereof	**36624**	**301**	**30201**	**247**
189000 Optical, photographic, cinematographic, measuring, checking, precision, medical orsurgical instruments and apparatus; parts and accessories thereof	**36624**	**301**	**30201**	**247**
189013 Liquid crystal devices	37	0	64	1
189018 Instruments in medical,surgical, etc.	8400	70	10750	88
189025 Hydrometers,thermometers etc.	5224	43	244	2
189026 Instruments, checking flow,level etc.	1259	11	575	5
189027 Instruments, physical, chemical analysis etc.	6796	56	17101	139
189030 Oscilloscopes, spectrum analysers etc.,	10793	89		
189031 Measuring/checking instrument	2377	19	478	4
189032 Automatic regulating instru	1723	14		
189033 Parts & accessories n.i.s	15	0	987	8
200000 Miscellaneous Manufactured Articles	**3530**	**29**	**14328**	**117**
209400 Furniture; bedding, mattresses, mattress supports, cushions and similar stuffed furnishings; lamps and light fittings, not elsewhere specified or included; illuminated signs, illuminatednameplates and the like; prefabricated buildings	**797**	**7**	**218**	**2**
209403 Other furniture & parts	477	4	218	2
209405 Lamps and lighting fittings & parts	320	3		
209600 Miscellaneous manufactured articles	**2733**	**22**	**14111**	**115**
209603 Brooms, brushes, etc.	289	2		
209604 Hand sieves and hand riddles	22	0		
209606 Buttons, press/snap-fasteners, etc	172	1	5626	46
209607 Slide fasteners and parts	49	0	2129	17
209611 Date,sealing/stamps, etc.	2112	17	4842	39
209612 Typewriter ribbons,inked, etc.			1513	12
209618 Tailors dummies & others	90	1		
Russian Federation	**164455299**	**1362496**	**127251932**	**1041479**
010000 Live Animals and Animal Products	**40243**	**333**	**32565**	**267**

Import payments by countries /commodities Table-3.2 (Contd.)
(Four digit level HS code)

(First two digit section, second two digit chapter and last two digit indicate four digit level commodities)

(Amount in thousand)

HS Code - Countries/Commodities	2024 - 2025		2025 - 2026	
	Amount (BDT)	Amount (USD)	Amount (BDT)	Amount (USD)
010400 Dairy produce; bird's eggs; natural honey; Edible products of animal origin, not elsewhere specified or included.	**26075**	**217**	**19082**	**156**
010402 Milk & cream, containing sugar	15953	133	19082	156
010404 Whey, containing sugar /sweetening matter	10122	84		
010500 Products of animal origin, not elsewhere specified orincluded	**14169**	**116**	**13483**	**111**
010511 Animal products, nes	14169	116	13483	111
020000 Vegetable Products	**90392958**	**749898**	**50256920**	**411396**
020700 Edible vegetable and certain roots and tubers	**12250167**	**101474**	**2350528**	**19192**
020713 Dried leguminous vegt.,shelled	12250167	101474	2350528	19192
020900 Coffee, tea, mate and spices			**1025**	**8**
020909 Seeds of anise/badian/cumin etc.			1025	8
021000 Cereals	**76927099**	**638394**	**45154546**	**369687**
021001 Wheat and meslin	76921990	638352	45138766	369559
021008 Buckwheat,millet & canary seeds	5109	42	15779	129
021200 Oil seeds and oleaginous fruits; miscellaneous grains; seeds and fruit; industrial or medicinal plants; straw and fodder	**1215691**	**10030**	**2750822**	**22508**
021204 Linseed, whether or not broken	20289	166	106613	872
021205 Rape or colza seed,whether or not broken			29236	240
021207 Other oil seed & oleagious fruits	1195402	9864	2614972	21396
030000 Animal or vegetable fats and oils and their cleavage products; prepared edible fats; animal or vegetable waxes			**19733**	**162**
031500 Animal or vegetable fats and oils and their cleavage products; prepared edible fats; animal or vegetable waxes			**19733**	**162**
031512 Sunflower,safflower/cotton seed oil, not refined			19733	162
040000 Prepared foodstuffs; Beverages, Spirits and vineger; Tobacco and manufactured tobacco substitues	**25221**	**207**	**461**	**4**
042100 Miscellaneous edible preparations	**202**	**2**	**461**	**4**
042101 Extracts,essences of coffee,tea etc.	202	2	461	4
042300 Residues and waste from the food industries; Prepared animal fodder	**25019**	**205**		
042309 Preparations of a kind used in animal feeding	25019	205		
050000 Mineral Products	**2006**	**16**		
052500 Salt; sulphur; earths and stone; plastering materials, lime and cement	**1058**	**9**		
052506 Quartz other than natural sands	1058	9		
052700 Mineral fuels, mineral oilsand products of their distillation bituminous substances; mineral waxes	**948**	**8**		
052710 Petroleum oils, refined	948	8		
060000 Products of the Chemical or Allied Industries	**10997827**	**90648**	**14360648**	**117453**
062900 Organic chemicals	**7674**	**63**	**35**	**0**
062907 Phenols;phenol-alcohols			35	0
062912 Aldehydes	7674	63		
063000 Pharmaceutical products	**40110**	**332**	**92026**	**753**
063002 Humn & animal blood	40110	332	92026	753

Import payments by countries /commodities Table-3.2 (Contd.)
(Four digit level HS code)

(First two digit section, second two digit chapter and last two digit indicate four digit level commodities)

(Amount in thousand)

HS Code - Countries/Commodities	2024 - 2025		2025 - 2026	
	Amount (BDT)	Amount (USD)	Amount (BDT)	Amount (USD)
063100 Fertilisers	**10950043**	**90253**	**14268587**	**116700**
063104 Mineralor chemical fertilzers, potassic	10950043	90253	14268587	116700
070000 Plastics & Rubber Articles Thereof	**6**	**0**	**38826**	**317**
073900 Plastics and articles thereof			**38826**	**317**
073901 Polymers of ethylene, in primary forms			29934	245
073902 Polymers/ propylen/olefin in primary forms			8892	73
074000 Rubber and articles thereof	**6**	**0**		
074002 Synthetic rub/factice deriv from oil	6	0		
080000 Raw Hides and Skins, Leather and Articles Thereof; Saddlery and Harness; Travel Goods, Handbags nad Similar Containers; Articles of Animal Gut	**2054**	**17**		
084100 Raw hides and skins and leather	**2054**	**17**		
084105 Tanned or crust hides & skins of sheep/lambs	2054	17		
110000 Textiles & Textile Articles			**20391**	**166**
115100 Wool, fine or coarse animal hair; woven fabric			**20391**	**166**
115110 Yarn of coarse animal hair not retail sale			20391	166
130000 Articles of Stone, Plaster, Cement, Asbestos, Mica or Similar Materials; Ceramic Products; Glass and Glassware	**1340**	**11**		
136800 Articles of stone, plaster, asbestos, mica etc.	**1340**	**11**		
136808 Panels, boards, tiles, blocks etc.	1340	11		
150000 Base Metals & Articles of Base Metal	**625134**	**5178**	**24641**	**202**
157200 Iron and Steel	**293**	**2**		
157204 Ferrous waste & scrap	293	2		
157600 Aluminium and Articles Thereof	**624842**	**5176**	**24641**	**202**
157601 Unwrought aluminium	543540	4498	24641	202
157608 Aluminium tubes and pipes	81302	678		
160000 Machinery and mechanical appliances; electrical equipment; parts thereof; soundrecorders and reproducers, television image and soundrecorders and reproducers; and parts and accessories of such articles	**62022904**	**513354**	**62271165**	**509660**
168400 Nuclear reactors, boilers, machinery and mechanical appliances; parts thereof	**62021510**	**513342**	**62234540**	**509361**
168401 Nuclear reactors; fuel elements etc.	62016500	513300	62171000	508842
168409 Parts spark-ignition pistn engin	4432	37	62830	514
168413 Pumps for liquids			86	1
168414 Air/vacum pumps, gas compressors & fans	12	0		
168418 Refrigerators,freezers & othr	146	1		
168421 Centrifuges, filtering machinery rtc.			550	5
168437 Machines cleaning, sorting/grading seed etc.	3	0		
168450 Household/laundry-type washing mach	73	1		
168460 Machine-tools deburring, sharpening etc.	277	2		
168471 Automatic data processing machines etc.	63	1		
168479 Mechanical appl indivial func. n.i.e	3	0		
168487 Machinery parts,not cont. elect. connectors			73	1

Import payments by countries /commodities Table-3.2 (Contd.)
(Four digit level HS code)

(First two digit section, second two digit chapter and last two digit indicate four digit level commodities)

(Amount in thousand)

HS Code - Countries/Commodities	2024 - 2025		2025 - 2026	
	Amount (BDT)	Amount (USD)	Amount (BDT)	Amount (USD)
168500 Electrical machinery and equipment and parts thereof; sound recorders and reproducers, television imageand sound recorders and reproducers and parts and accessories of such articles	**1394**	**11**	**36626**	**298**
168502 Electric generating sets, rotary converters	1342	11		
168508 Vcuum cleaners	1	0		
168516 Electric storage water heater, etc.	24	0		
168521 Video-recording apparatus	2	0		
168528 Monitors and projectors etc.	24	0		
168535 Electrical apts for switching > 1000 volts			9373	76
168539 Electric filament/discharge lamps			27253	222
170000 Vehicales, Aircraft, Vessels and Associated Transport Equipment	**344942**	**2829**	**226582**	**1852**
178700 Vehicles other than railway or tramway rollingstock, and parts and accessories thereof			**15**	**0**
178708 Parts,accessories, motor vehicles			15	0
178800 Aircraft, spacecraft and parts thereof	**16564**	**136**	**226567**	**1852**
178802 Other aircraft, helicopters etc.	13998	115	86233	705
178804 Parachutes,rotochutes & parts	2566	21	16032	131
178807 Parts of goods heading 88.01, 88.02 or 88.06			124302	1016
178900 Ships, boats and floating structures	**328378**	**2692**		
178908 Vessels & other,breaking up	328378	2692		
180000 Optical, Photographic, Cinematographic, Measuring, Checking, Precision, Medical Orsurgical Instruments and Apparatus; Clocks and Watches; Musical Instruments; Parts and Accessories Thereof	**422**	**3**		
189000 Optical, photographic, cinematographic, measuring, checking, precision, medical orsurgical instruments and apparatus; parts and accessories thereof	**421**	**3**		
189023 Instruments demonstrationl purposes	421	3		
189100 Clocks and watches and parts thereof	**1**	**0**		
189105 Other clocks	1	0		
200000 Miscellaneous Manufactured Articles	**241**	**2**		
209400 Furniture; bedding, mattresses, mattress supports, cushions and similar stuffed furnishings; lamps and light fittings, not elsewhere specified or included; illuminated signs, illuminatednameplates and the like; prefabricated buildings	**241**	**2**		
209401 Seats and parts	241	2		
Rwanda	**27168**	**223**		
040000 Prepared foodstuffs; Beverages, Spirits and vineger; Tobacco and manufactured tobacco substitues	**27168**	**223**		
042300 Residues and waste from the food industries; Prepared animal fodder	**27168**	**223**		
042302 Bran sharps and othere residues	27168	223		
San Marino	**37099**	**308**	**59186**	**484**
060000 Products of the Chemical or Allied Industries	**27008**	**224**	**11919**	**97**
063400 Soap, organic surf-active agents, lubricating etc.			**1578**	**13**

Import payments by countries /commodities Table-3.2 (Contd.)
(Four digit level HS code)

(First two digit section, second two digit chapter and last two digit indicate four digit level commodities)

(Amount in thousand)

HS Code - Countries/Commodities	2024 - 2025		2025 - 2026	
	Amount (BDT)	Amount (USD)	Amount (BDT)	Amount (USD)
063402 Organic surfac-active agents			1578	13
063800 Miscellaneous chemical products	**27008**	**224**	**10341**	**84**
063809 Finishing agents,dye carriers etc.	27008	224	10341	84
070000 Plastics & Rubber Articles Thereof	**6478**	**54**		
073900 Plastics and articles thereof	**6478**	**54**		
073906 Acrylic polymers in primry forms	3716	31		
073910 Silicons in primary forms	2762	23		
150000 Base Metals & Articles of Base Metal	**203**	**2**		
157300 Articles of Iron and Steel	**203**	**2**		
157326 Other articles of iron or steel	203	2		
160000 Machinery and mechanical appliances; electrical equipment; parts thereof; soundrecorders and reproducers, television image and soundrecorders and reproducers; and parts and accessories of such articles	**3410**	**28**	**47267**	**386**
168400 Nuclear reactors, boilers, machinery and mechanical appliances; parts thereof	**3410**	**28**	**47267**	**386**
168422 Dish washing machines, etc.	3410	28	46805	383
168483 Transmission shafts, crank, bearing etc.			462	4
Saudi Arabia	**199479419**	**1650389**	**190364190**	**1556064**
010000 Live Animals and Animal Products	**45310**	**377**	**29757**	**244**
010100 Live animals	**10670**	**89**		
010103 Live swine	10670	89		
010400 Dairy produce; bird's eggs; natural honey; Edible products of animal origin, not elsewhere specified or included.	**34640**	**288**	**29757**	**244**
010402 Milk & cream, containing sugar	13429	110	12290	101
010405 Butter , dairy spreads			757	6
010406 Cheese and curd	1889	16	5583	46
010409 Natural honey	19322	162	11127	91
020000 Vegetable Products	**869452**	**7146**	**1482300**	**12113**
020800 Edible fruit nuts; peel of citrus fruit or melons	**863523**	**7097**	**1476690**	**12067**
020804 Dates figs pinapples etc., fresh/dried	863523	7097	1476690	12067
020900 Coffee, tea, mate and spices	**5929**	**49**	**4383**	**36**
020901 Cofee, not roastd or roasted	289	2		
020904 Pepper dried/crushed/ground	5640	47		
020910 Ginger saffron,turmric & other spices			4383	36
021300 Lac; Gums, Resins and other vegetable saps and extracts			**1227**	**10**
021301 Lac; natural gum, gum-resin etc.			1227	10
030000 Animal or vegetable fats and oils and their cleavage products; prepared edible fats; animal or vegetable waxes	**544**	**4**	**6474**	**53**
031500 Animal or vegetable fats and oils and their cleavage products; prepared edible fats; animal or vegetable waxes	**544**	**4**	**6474**	**53**
031511 Palm oils & its fractons, not refined			190	2
031516 Animal/vegetable fats & oils, not refined			6284	51
031517 Margarine & other oils	544	4		

Import payments by countries /commodities Table-3.2 (Contd.)
(Four digit level HS code)

(First two digit section, second two digit chapter and last two digit indicate four digit level commodities)

(Amount in thousand)

HS Code - Countries/Commodities	2024 - 2025		2025 - 2026	
	Amount (BDT)	Amount (USD)	Amount (BDT)	Amount (USD)
040000 Prepared foodstuffs; Beverages, Spirits and vineger; Tobacco and manufactured tobacco substitues	**3996003**	**33192**	**3255006**	**26613**
041600 Preparations of meat, of fish or of crustaceans, molluscs or other aquatic invertebrates	**11836**	**98**	**42313**	**346**
041602 Other prepared meat/meat offal or blood	11836	98	42313	346
041900 Preparations of cereals, flour, starch or milk; pastry cooks' products	**102656**	**848**	**94896**	**776**
041901 Malt extract;	100860	833	92816	759
041904 Prepared foods obtained,cereal products,			708	6
041905 Bread,pastry,cakes,biscuits etc.	1796	15	1372	11
042000 Preparations of vegetables, fruit, nuts or other parts of plants	**1170**	**10**	**44**	**0**
042001 Vegetibles,fruit,nut & other edible part of plants	1170	10		
042005 Other Veg. prep/presrv., not frozen			44	0
042100 Miscellaneous edible preparations	**1531**	**13**	**1522**	**12**
042103 Sauces and preparations thereof	1531	13	1013	8
042106 Food preparations n.e.s			509	4
042200 Beverages, spirits and vinegar	**2043**	**17**	**2009**	**16**
042202 Mineral & areated waters add. Sug	2043	17	2009	16
042300 Residues and waste from the food industries; Prepared animal fodder	**3876767**	**32208**	**3114223**	**25462**
042309 Preparations of a kind used in animal feeding	3876767	32208	3114223	25462
050000 Mineral Products	**76196464**	**630616**	**73060265**	**596750**
052500 Salt; sulphur; earths and stone; plastering materials, lime and cement	**978720**	**8052**	**1904792**	**15557**
052503 Sulphur of all kinds	671154	5535	1884208	15388
052517 Pebble, gravel, broken or crushd stone	26210	216	2651	22
052520 Gypsum;anhydrite plasters	42473	354	17933	147
052522 Quicklime, slaked lime, hydralic lime	14099	117		
052523 Portland cement	224784	1829		
052700 Mineral fuels, mineral oilsand products of their distillation bituminous substances; mineral waxes	**75217744**	**622564**	**71155473**	**581193**
052707 Oils & other products of coal tar	2152	18		
052709 Petroleum oils, crude	58309828	483283	66248204	541047
052710 Petroleum oils and oils obtained from bituminous minerals,other than crude; preparations not elsewherespecified or included,containing by weight 70% or more of petroleum oils or of oils obtained from bituminous minerals,these oils being the basic constituents of the preparation;waste oils	1810	15	4521	37
052710 Petroleum oils, refined	2815501	23087	58947	483
052711 Petroleum gases & other gaseous hydrocarbons	14088453	116161	4843801	39626
060000 Products of the Chemical or Allied Industries	**69780783**	**576745**	**69460933**	**568060**
062800 Inorganic chemicals; organic or inorganic compounds of precious metals, of rare-earth metals, of radioactive elements or of isotopes	**136392**	**1129**	**109029**	**894**
062815 Sodium or potasium hydroxide	9665	81	13852	114
062817 Zinc oxide; zinc peroxide	117995	977	95178	780

Import payments by countries /commodities Table-3.2 (Contd.)
(Four digit level HS code)

(First two digit section, second two digit chapter and last two digit indicate four digit level commodities)

(Amount in thousand)

HS Code - Countries/Commodities	2024 - 2025		2025 - 2026	
	Amount (BDT)	Amount (USD)	Amount (BDT)	Amount (USD)
062839 Silicates, commercial alkali metal silicates	8732	71		
062900 Organic chemicals	**2765676**	**22826**	**3531696**	**28887**
062902 Cyclic hydrocarbons	6048	50	10096	82
062905 Acyclic alcohol/halogn sulpho,etc	2330275	19233	3200493	26176
062907 Phenols;phenol-alcohols	28414	236		
062909 Ether,ether alcohols, etc.	39728	330	64422	526
062912 Aldehydes	6760	55		
062914 Ketone & quinon etc.	846	7		
062915 Saturated acyclice,monocarboxilic acid etc.	80607	667	48478	397
062916 Unsaturated acyclic monocarboxylic acid etc.	223470	1839	171224	1403
062922 Oxygen-function amino-compound	30371	252	13244	108
062924 Carboxyamide amide- func. Comp.	2817	24	1348	11
062927 Diazo, azo or azoxy-compounds			22393	184
062929 Compound w/ other nitrogen func.	16341	134		
063000 Pharmaceutical products			**110075**	**898**
063002 Humn & animal blood			110075	898
063100 Fertilisers	**63173269**	**522103**	**61717250**	**504735**
063102 Mineral or chemical fertilisers, nitrogenous	23397980	193763	36913680	301635
063105 Mineralor chemical fertilizers cont. nitr,phos,potaas	39775289	328340	24803570	203100
063200 Tanning or dyeing extracts; Tannins and their derivatives; Dyes, pigments and other colouring matter; Paints and varnishes; Putty and other mastics; Inks	**57904**	**477**	**6584**	**54**
063206 Other Colouring matter;	39203	321	324	3
063208 Paints and varnishes;	16623	138	743	6
063210 Other paint and varnishes use for finishing leather	297	2		
063214 Glaziers putty,grafting putty etc.	1781	15	2445	20
063215 Printing ink, writing draw/other ink			3073	25
063300 Essential oils & resinoids; Perfum, cosmetic or toilet preperations	**4126**	**34**	**15**	**0**
063304 Beauty/make-up/skin preparatin	180	2		
063305 Preparations for use on the hair	3620	30		
063307 Pre-shave,shaving/after-shave	326	3	15	0
063400 Soap, organic surf-active agents, lubricating etc.	**18053**	**148**	**5805**	**47**
063401 Soap;organic surfac-active prodts & preparations	330	3	83	1
063402 Organic surfac-active agents	3356	28		
063403 Lubricat preparations etc.	4392	36	2387	20
063404 Artificial wax & prepared wax	9975	82	3335	27
063500 Albuminoidal substances; modified starches, glues, enzymes	**13868**	**115**		
063506 Prepared glues & other prep. adhesives	13868	115		
063800 Miscellaneous chemical products	**3611495**	**29913**	**3980478**	**32545**
063801 Artificial graphite, colloidal etc.	21269	176	75025	614
063809 Finishing agents,dye carriers etc.			12015	98

Import payments by countries /commodities Table-3.2 (Contd.)
(Four digit level HS code)

(First two digit section, second two digit chapter and last two digit indicate four digit level commodities)

(Amount in thousand)

HS Code - Countries/Commodities	2024 - 2025		2025 - 2026	
	Amount (BDT)	Amount (USD)	Amount (BDT)	Amount (USD)
063817 Mixed alkylbenzenes and mixed alkylnaphthalenes,other than those of heading 27.07 or 29.02	1408107	11677	1217931	9944
063817 Mixed alkylbenzenes and mixed alkylnaphthalenes,other than those of heading 27.07 or 29.03	2168996	17952	2664878	21801
063820 Anti-freezing preparations	2522	21	5472	45
063822 Diagnostic or laboratory reagents			5157	42
063827 Mixtures containing halogenated derivatives of methane, ethane or propane, nes or included	10600	88		
070000 Plastics & Rubber Articles Thereof	**48187027**	**398959**	**42521389**	**347745**
073900 Plastics and articles thereof	**48049738**	**397822**	**42482443**	**347426**
073901 Polymers of ethylene, in primary forms	35485912	293703	31556365	258122
073902 Polymers/ propylen/olefin in primary forms	11354618	94090	10389692	84920
073903 Polymers of styrenein in primary forms	80150	661	51583	422
073904 Polymers of vinyl chloride etc. in primary	23705	195	5622	46
073907 Polyacetals in primary forms	457296	3787	137655	1126
073909 Amino-resins, in primary forms	487096	4044	137928	1127
073909 Amino-resins, phenolic resins and polyurethanes, in primary forms	111849	933	196366	1605
073914 Ion-exchangers based polymr primay			5352	44
073918 Floor coverings of plastics			1	0
073919 Self-adhesive, plates, sheets etc of plastics	21497	182		
073920 Other plates,sheets,etc of plastic, non-cellular	14237	117	1588	13
073922 Baths,shower-baths, wash-basin etc.			262	2
073924 Tableware, kitchenware, of plastics			27	0
073926 Other plastics & articles	13377	110	1	0
074000 Rubber and articles thereof	**137289**	**1138**	**38946**	**318**
074002 Synthetic rub/factice deriv from oil	137289	1138	38946	318
080000 Raw Hides and Skins, Leather and Articles Thereof; Saddlery and Harness; Travel Goods, Handbags nad Similar Containers; Articles of Animal Gut	**841**	**7**	**5655**	**46**
084100 Raw hides and skins and leather	**841**	**7**	**5655**	**46**
084103 Other raw hides & skins			5655	46
084104 Tanned or crust hides & skins of bovine	841	7		
100000 Pulp of wood or of other fibrous cellulosic material; recovered (waste and scrap) paper or paperboard; paper and paperboard and articles thereof	**19627**	**162**	**61837**	**506**
104700 Pulp of wood or of other fibrous cellulosic meterial; Recovered (Waste and scrap) paper or paperboard			**22338**	**183**
104707 Recovered paper/paperboard			22338	183
104800 Paper and paperboard; articles of paper pulp, of paper or of paperboard	**18379**	**152**	**39499**	**323**
104805 Other uncoated paper/paprboard			19822	162
104810 Paper and paperboard,coated	8777	73		
104819 Cartons, boxes, cases, bags of paper	8159	67	18998	156
104823 Other paper/board cellulose wadding etc.	1442	12	679	6

Import payments by countries /commodities Table-3.2 (Contd.)
(Four digit level HS code)

(First two digit section, second two digit chapter and last two digit indicate four digit level commodities)

(Amount in thousand)

HS Code - Countries/Commodities	2024 - 2025		2025 - 2026	
	Amount (BDT)	Amount (USD)	Amount (BDT)	Amount (USD)
104900 Printed books, newspapers, pictures etc.	**1248**	**10**		
104901 Printed book,brochures,leaflets etc.	1248	10		
110000 Textiles & Textile Articles	**174475**	**1454**	**108171**	**886**
115200 Cotton	**19793**	**167**		
115205 Cotton yarn , cont 85%+ weg cotton	13909	117		
115209 Woven fabrics of cotton ,>= weg 85%+ , > 200g/m.sq.	5884	50		
115400 Man-made filaments	**111070**	**922**	**105401**	**863**
115402 Synthetic filament yarn	111070	922	105401	863
115500 Man-made staple fibres	**36904**	**310**	**2656**	**22**
115503 Synthetic stable fibres, not carded, combed	27572	232	2656	22
115512 Woven fabrics of synth stap fibres, cont > 85%	9332	78		
115700 Carpets and other textile floor coverings			**114**	**1**
115703 Carpets & other text floor coverings ,tuffed			114	1
116000 Knitted or crocheted fabrics	**1000**	**8**		
116001 Pile fabrics	1000	8		
116200 Articles of apparel & cloth accessories, not knitted/crocheted	**5709**	**48**		
116217 Other made up cloth acesor & parts of garmt	5709	48		
130000 Articles of Stone, Plaster, Cement, Asbestos, Mica or Similar Materials; Ceramic Products; Glass and Glassware	**78403**	**651**	**18580**	**152**
136800 Articles of stone, plaster, asbestos, mica etc.	**77315**	**642**	**17607**	**144**
136806 Slag wool, rock wool etc.	73143	608	16135	132
136807 Articles asphalt/smilr materials	4172	34	1471	12
136900 Ceramic products			**39**	**0**
136911 Tableware, kitchenware, etc., of porcelain/china			36	0
136912 Tableware, etc., not porcelain/china			3	0
137000 Glass and glassware	**1088**	**9**	**934**	**8**
137003 Cast glass, rolled glass, etc.	1088	9	929	8
137009 Glass mirrors, rear-view mirrors			5	0
150000 Base Metals & Articles of Base Metal	**121396**	**998**	**323466**	**2648**
157200 Iron and Steel	**17098**	**144**		
157210 Flat-rolled prodt, >= width 600 mm, clad,plated	4852	40		
157211 Flat-rolled prodt, width 600 mm,not clad,plated	12246	104		
157300 Articles of Iron and Steel			**260**	**2**
157323 Table,kitchen articlese,of iron			3	0
157324 Sanitary ware & parts, of iron/ steel			257	2
157400 Copper and Articles Thereof	**28579**	**233**	**32201**	**263**
157404 Copper waste and scrap	28579	233	32201	263
157600 Aluminium and Articles Thereof	**73702**	**604**	**272848**	**2235**
157602 Aluminium waste and scrap	64831	531	270192	2213
157607 Aluminium foil, backed/not backed	8872	73	2656	22
157800 Lead and articles thereof			**18157**	**148**

Import payments by countries /commodities Table-3.2 (Contd.)
(Four digit level HS code)

(First two digit section, second two digit chapter and last two digit indicate four digit level commodities)

(Amount in thousand)

HS Code - Countries/Commodities	2024 - 2025		2025 - 2026	
	Amount (BDT)	Amount (USD)	Amount (BDT)	Amount (USD)
157801 Unwrought lead			18157	148
158200 Tools, implements, cutlery, spoons and forks, of base metal; parts thereof of base metal	**2017**	**17**		
158203 Files, rasps, pliers, etc.	52	0		
158211 Knives with cutting blades	758	6		
158213 Scissors, tailors shears & blades	1207	10		
160000 Machinery and mechanical appliances; electrical equipment; parts thereof; soundrecorders and reproducers, television image and soundrecorders and reproducers; and parts and accessories of such articles	**153**	**1**	**21279**	**175**
168400 Nuclear reactors, boilers, machinery and mechanical appliances; parts thereof	**153**	**1**	**21279**	**175**
168409 Parts spark-ignition pistn engin	51	0		
168415 Air conditioning machines			13298	109
168418 Refrigerators,freezers & othr			6515	54
168421 Centrifuges, filtering machinery rtc.	103	1		
168481 Taps, cocks, valves & similar etc.			1466	12
170000 Vehicales, Aircraft, Vessels and Associated Transport Equipment	**8466**	**72**	**9029**	**74**
178700 Vehicles other than railway or tramway rollingstock, and parts and accessories thereof	**8466**	**72**	**9029**	**74**
178707 Bodies, for tractors, buses	4394	37	9029	74
178708 Parts,accessories, motor vehicles	4072	34		
180000 Optical, Photographic, Cinematographic, Measuring, Checking, Precision, Medical Orsurgical Instruments and Apparatus; Clocks and Watches; Musical Instruments; Parts and Accessories Thereof	**475**	**4**		
189000 Optical, photographic, cinematographic, measuring, checking, precision, medical orsurgical instruments and apparatus; parts and accessories thereof	**475**	**4**		
189030 Oscilloscopes, spectrum analysers etc.,	475	4		
200000 Miscellaneous Manufactured Articles			**49**	**0**
209400 Furniture; bedding, mattresses, mattress supports, cushions and similar stuffed furnishings; lamps and light fittings, not elsewhere specified or included; illuminated signs, illuminatednameplates and the like; prefabricated buildings			**49**	**0**
209403 Other furniture & parts			34	0
209405 Lamps and lighting fittings & parts			16	0
210000 Works of Art, Collectors Pieces and Antiques			**1**	**0**
219700 Works of art, collectors' pieces and antiques			**1**	**0**
219702 Original engraving, prints, etc.			1	0
Scotland	**21276**	**175**	**6590**	**54**
040000 Prepared foodstuffs; Beverages, Spirits and vineger; Tobacco and manufactured tobacco substitues	**3032**	**25**		
042200 Beverages, spirits and vinegar	**3032**	**25**		
042208 Undenaturd ethyl alcohol vol. 0%	3032	25		

Import payments by countries /commodities Table-3.2 (Contd.)
(Four digit level HS code)

(First two digit section, second two digit chapter and last two digit indicate four digit level commodities)

(Amount in thousand)

HS Code - Countries/Commodities	2024 - 2025		2025 - 2026	
	Amount (BDT)	Amount (USD)	Amount (BDT)	Amount (USD)
100000 Pulp of wood or of other fibrous cellulosic material; recovered (waste and scrap) paper or paperboard; paper and paperboard and articles thereof	**7**	**0**	**1314**	**11**
104800 Paper and paperboard; articles of paper pulp, of paper or of paperboard	**7**	**0**	**1314**	**11**
104821 Paper/board labels of all kind	7	0	1314	11
110000 Textiles & Textile Articles	**18238**	**150**	**5276**	**43**
115900 Impregnated, coated, covered textile fabrics etc.	**18238**	**150**	**5276**	**43**
115907 Text fabrics otherwise impregnated, coated etc	18238	150	5276	43
Senegal	**1563512**	**12919**	**1117934**	**9146**
010000 Live Animals and Animal Products	**89851**	**757**	**387**	**3**
010100 Live animals			**387**	**3**
010106 Other live animals			387	3
010500 Products of animal origin, not elsewhere specified orincluded	**89851**	**757**		
010511 Animal products, nes	89851	757		
110000 Textiles & Textile Articles	**1473661**	**12162**	**1096903**	**8974**
115200 Cotton	**1473661**	**12162**	**1096903**	**8974**
115201 Cotton not carded or combed	1473661	12162	1096903	8974
150000 Base Metals & Articles of Base Metal			**5**	**0**
157300 Articles of Iron and Steel			**5**	**0**
157318 Screws,bolts,nuts, etc.			5	0
160000 Machinery and mechanical appliances; electrical equipment; parts thereof; soundrecorders and reproducers, television image and soundrecorders and reproducers; and parts and accessories of such articles			**20640**	**170**
168400 Nuclear reactors, boilers, machinery and mechanical appliances; parts thereof			**20640**	**170**
168414 Air/vacum pumps, gas compressors & fans			20640	170
Serbia	**1153080**	**9460**	**277534**	**2269**
020000 Vegetable Products	**17298**	**144**	**14730**	**120**
020800 Edible fruit nuts; peel of citrus fruit or melons	**17298**	**144**	**14730**	**120**
020808 Apples,pears & quinces, fresh	17298	144	14730	120
040000 Prepared foodstuffs; Beverages, Spirits and vineger; Tobacco and manufactured tobacco substitues	**36017**	**299**	**60026**	**491**
042200 Beverages, spirits and vinegar			**8**	**0**
042204 Wine of fresh grapes			8	0
042300 Residues and waste from the food industries; Prepared animal fodder	**21783**	**180**	**59777**	**489**
042309 Preparations of a kind used in animal feeding	21783	180	59777	489
042400 Tobacco and manufactured tobacco substitutes	**14234**	**119**	**241**	**2**
042402 Cigars cheroot cigarillos of tobacco	14234	119	241	2
050000 Mineral Products			**503**	**4**
052700 Mineral fuels, mineral oilsand products of their distillation bituminous substances; mineral waxes			**503**	**4**
052710 Petroleum oils, refined			503	4

Import payments by countries /commodities Table-3.2 (Contd.)
(Four digit level HS code)

(First two digit section, second two digit chapter and last two digit indicate four digit level commodities)

(Amount in thousand)

HS Code - Countries/Commodities	2024 - 2025		2025 - 2026	
	Amount (BDT)	Amount (USD)	Amount (BDT)	Amount (USD)
060000 Products of the Chemical or Allied Industries	**8242**	**68**	**13218**	**108**
063000 Pharmaceutical products	**8012**	**66**	**6559**	**54**
063006 Pharmaceutical goods	8012	66	6559	54
063400 Soap, organic surf-active agents, lubricating etc.			**306**	**3**
063402 Organic surfac-active agents			32	0
063403 Lubricat preparations etc.			274	2
063800 Miscellaneous chemical products	**230**	**2**	**6354**	**52**
063822 Diagnostic or laboratory reagents	230	2	6354	52
070000 Plastics & Rubber Articles Thereof	**1320**	**11**	**77**	**1**
073900 Plastics and articles thereof	**1320**	**11**	**73**	**1**
073921 Other Plates, sheets etc. of plastics	151	1		
073922 Baths,shower-baths, wash-basin etc.	1168	10		
073923 Artilces for the conveyance			44	0
073926 Other plastics & articles			29	0
074000 Rubber and articles thereof			**4**	**0**
074010 Conveyor/transmisions belts of rub			4	0
150000 Base Metals & Articles of Base Metal	**218**	**2**	**1745**	**14**
157300 Articles of Iron and Steel	**176**	**1**	**1717**	**14**
157302 Railway or tramway track,of iron /steel			487	4
157315 Chain and parts, of iron/steel			1185	10
157318 Screws,bolts,nuts, etc.	176	1	45	0
157400 Copper and Articles Thereof	**13**	**0**		
157419 Other articles of copper	13	0		
158200 Tools, implements, cutlery, spoons and forks, of base metal; parts thereof of base metal			**28**	**0**
158208 Knives & cutting blades			28	0
158300 Miscellaneous articles of base metal	**29**	**0**		
158302 Base metal mountings,fittings & articles etc.	29	0		
160000 Machinery and mechanical appliances; electrical equipment; parts thereof; soundrecorders and reproducers, television image and soundrecorders and reproducers; and parts and accessories of such articles	**37391**	**309**	**6950**	**57**
168400 Nuclear reactors, boilers, machinery and mechanical appliances; parts thereof	**36544**	**302**	**4803**	**39**
168409 Parts spark-ignition pistn engin			13	0
168412 Other engines and motors	17	0	1126	9
168413 Pumps for liquids			88	1
168418 Refrigerators,freezers & othr	33280	275		
168421 Centrifuges, filtering machinery rtc.			48	0
168442 Machinery,apparatus,& equpment	483	4		
168443 Printing machinery	154	1		
168448 Auxiliary mach for extrd, drw mch etc.	1149	10	1497	12
168451 Machinery for washing, cleaning etc.			413	3
168467 Tools for working in the hand etc.			6	0
168478 Machinery preparng/making up tobaco	295	2	686	6
168479 Mechanical appl indivial func. n.i.e	13	0	351	3

Import payments by countries /commodities Table-3.2 (Contd.)
(Four digit level HS code)

(First two digit section, second two digit chapter and last two digit indicate four digit level commodities)

(Amount in thousand)

HS Code - Countries/Commodities	2024 - 2025		2025 - 2026	
	Amount (BDT)	Amount (USD)	Amount (BDT)	Amount (USD)
168481 Taps, cocks, valves & similar etc.			35	0
168482 Ball/ roller bearings	496	4	49	0
168483 Transmission shafts, crank, bearing etc.	116	1	492	4
168487 Machinery parts,not cont. elect. connectors	542	5		
168500 Electrical machinery and equipment and parts thereof; sound recorders and reproducers, television imageand sound recorders and reproducers and parts and accessories of such articles	**846**	**7**	**2147**	**18**
168501 Electric motors and generator			876	7
168512 Electrical lighting/signaling equipment,etc			11	0
168515 Electric laser/photon beam , etc.			444	4
168516 Electric storage water heater, etc.	507	4	711	6
168536 Electrical apts for switching 1000 volts	9	0		
168537 Boards, panels, consols, etc.	329	3	56	0
168538 Parts: of electrical switching,apts.			33	0
168544 Insulatd wire, cable etc.	1	0	15	0
170000 Vehicales, Aircraft, Vessels and Associated Transport Equipment	**83197**	**680**		
178700 Vehicles other than railway or tramway rollingstock, and parts and accessories thereof	**83197**	**680**		
178710 Tank & other armoured vehi	83197	680		
180000 Optical, Photographic, Cinematographic, Measuring, Checking, Precision, Medical Orsurgical Instruments and Apparatus; Clocks and Watches; Musical Instruments; Parts and Accessories Thereof	**8503**	**70**	**12997**	**106**
189000 Optical, photographic, cinematographic, measuring, checking, precision, medical orsurgical instruments and apparatus; parts and accessories thereof	**8503**	**70**	**12997**	**106**
189018 Instruments in medical,surgical, etc.			5896	48
189024 Machines, hardness,strength test etc.	8319	68		
189025 Hydrometers,thermometers etc.	184	2	748	6
189027 Instruments, physical, chemical analysis etc.			6353	52
190000 Arms and Ammunition; Parts and Accessories Thereof	**960896**	**7878**	**167288**	**1368**
199300 Arms and ammunition; parts and accessories thereof	**960896**	**7878**	**167288**	**1368**
199301 Military weapons	849599	6962	134593	1100
199306 Bombs, grenades, mines & parts	111297	916	32695	268
Seychelles	**149670**	**1233**	**349567**	**2856**
040000 Prepared foodstuffs; Beverages, Spirits and vineger; Tobacco and manufactured tobacco substitues	**148257**	**1221**	**348685**	**2849**
042300 Residues and waste from the food industries; Prepared animal fodder	**148257**	**1221**	**348685**	**2849**
042309 Preparations of a kind used in animal feeding	148257	1221	348685	2849
160000 Machinery and mechanical appliances; electrical equipment; parts thereof; soundrecorders and reproducers, television image and soundrecorders and reproducers; and parts and accessories of such articles	**1413**	**12**	**882**	**7**
168400 Nuclear reactors, boilers, machinery and mechanical appliances; parts thereof	**1413**	**12**	**882**	**7**

Import payments by countries /commodities Table-3.2 (Contd.)
(Four digit level HS code)

(First two digit section, second two digit chapter and last two digit indicate four digit level commodities)

(Amount in thousand)

HS Code - Countries/Commodities	2024 - 2025		2025 - 2026	
	Amount (BDT)	Amount (USD)	Amount (BDT)	Amount (USD)
168448 Auxiliary mach for extrd, drw mch etc.	1413	12		
168484 Gaskets & similar joints of metal sheeting etc.			882	7
Sierra Leone	**24034**	**198**	**24171**	**198**
010000 Live Animals and Animal Products	**6072**	**51**		
010400 Dairy produce; bird's eggs; natural honey; Edible products of animal origin, not elsewhere specified or included.	**6072**	**51**		
010409 Natural honey	6072	51		
020000 Vegetable Products	**4847**	**40**		
020900 Coffee, tea, mate and spices	**4847**	**40**		
020910 Ginger saffron,turmric & other spices	4847	40		
040000 Prepared foodstuffs; Beverages, Spirits and vineger; Tobacco and manufactured tobacco substitues	**13115**	**108**	**24158**	**198**
041800 Cocoa and cocoa preparations	**13115**	**108**	**24158**	**198**
041801 Cocoa beans, broken, raw or roasted	13115	108	24158	198
160000 Machinery and mechanical appliances; electrical equipment; parts thereof; soundrecorders and reproducers, television image and soundrecorders and reproducers; and parts and accessories of such articles			**13**	**0**
168400 Nuclear reactors, boilers, machinery and mechanical appliances; parts thereof			**13**	**0**
168467 Tools for working in the hand etc.			13	0
Singapore	**349515058**	**2895652**	**391176096**	**3195843**
010000 Live Animals and Animal Products	**1964714**	**16253**	**1849201**	**15123**
010300 Fish and crustaceans, molluscs and other aquatic invertebrates	**13674**	**112**	**19677**	**161**
010303 Fish frozen excld. fish fillet	10667	88	16613	136
010305 Fish,dried,salted or in brine	3007	25		
010307 Molluscs,live chil /fzn /dry etc.			3064	25
010400 Dairy produce; bird's eggs; natural honey; Edible products of animal origin, not elsewhere specified or included.	**1951039**	**16141**	**1829524**	**14962**
010401 Milk & cream, not containing sugar			1242	10
010402 Milk & cream, containing sugar	1949942	16132	1823341	14912
010404 Whey, containing sugar /sweetening matter			839	7
010406 Cheese and curd			4102	33
010409 Natural honey	1097	9		
020000 Vegetable Products	**4495240**	**37140**	**1452376**	**11874**
020700 Edible vegetable and certain roots and tubers	**3004172**	**24760**	**227225**	**1854**
020708 Leguminous vegitables, fresh or chilled	8	0		
020712 Dried vegetables	3384	28	2229	18
020713 Dried leguminous vegt.,shelled	3000780	24732	224996	1836
020800 Edible fruit nuts; peel of citrus fruit or melons	**32765**	**268**	**84680**	**691**
020801 Coconuts, brazil nuts and cashew nuts			24147	197
020802 Other nuts, fresh/dried	24856	203	58664	479
020804 Dates figs pinapples etc., fresh/dried	15	0		
020806 Grapes, fresh or dried	5325	44	1826	15

Import payments by countries /commodities Table-3.2 (Contd.)
(Four digit level HS code)

(First two digit section, second two digit chapter and last two digit indicate four digit level commodities)

(Amount in thousand)

HS Code - Countries/Commodities	2024 - 2025		2025 - 2026	
	Amount (BDT)	Amount (USD)	Amount (BDT)	Amount (USD)
020813 Fruit,dried other not coconut etc.	2569	21	43	0
020900 Coffee, tea, mate and spices	**125717**	**1042**	**57573**	**471**
020901 Cofee, not roastd or roasted	2103	17		
020902 Tea			624	5
020904 Pepper dried/crushed/ground			5353	44
020907 Cloves	24392	200	4392	36
020908 Nutmeg,mace and cardamoms	28924	237		
020910 Ginger saffron,turmric & other spices	70297	588	47204	386
021000 Cereals	**632262**	**5238**	**507789**	**4157**
021005 Maize (corn)	632262	5238	507789	4157
021100 Products of the milling industry; Malt; Starces; Inulin; Eheat gluten	**194**	**2**	**2841**	**23**
021101 Wheat or meslin flour	9	0	2841	23
021108 Starches ; inulin	13	0		
021109 Wheat gluten, whether/not dry	171	1		
021200 Oil seeds and oleaginous fruits; miscellaneous grains; seeds and fruit; industrial or medicinal plants; straw and fodder	**644712**	**5371**	**531465**	**4344**
021201 Soya bean,whether/ not broken	627353	5228		
021205 Rape or colza seed,whether or not broken			522968	4275
021206 Sunflower seeds,whether or not broken			1565	13
021211 Plants & parts of plants for perfum/pharmacy	4920	40	807	7
021212 Locut bean, seaweeds sugr bet/cane etc.	12440	103	6124	50
021300 Lac; Gums, Resins and other vegetable saps and extracts	**55419**	**459**	**37053**	**302**
021302 Vegetable saps and extracts;	55419	459	37053	302
021400 Vegetable plaiting meterails; Vegetable products not elsewhere specified or included			**3751**	**31**
021404 Vegetable products n.e.s			3751	31
030000 Animal or vegetable fats and oils and their cleavage products; prepared edible fats; animal or vegetable waxes	**2761645**	**22810**	**1364431**	**11121**
031500 Animal or vegetable fats and oils and their cleavage products; prepared edible fats; animal or vegetable waxes	**2761645**	**22810**	**1364431**	**11121**
031504 Fats and oils & their fractions	7942	65	6141	50
031509 Olive oils & its fractons, not refined			2897	24
031510 Other oils & its fractons, not refined	20	0		
031511 Palm oils & its fractons, not refined	2590597	21400	1234171	10054
031512 Sunflower,safflower/cotton seed oil, not refined	15	0		
031513 Coconut, palm kernel oils, not refined			37275	306
031515 Other fixed vegetable fats & oils, not refined	5371	44	2844	23
031516 Animal/vegetable fats & oils, not refined	80654	660	25092	205
031517 Margarine & other oils	77046	641	55950	458
031521 Vegetable waxes & beewaxes etc.,not refined			61	1
040000 Prepared foodstuffs; Beverages, Spirits and vineger; Tobacco and manufactured tobacco substitues	**8244988**	**68257**	**8524442**	**69674**

Import payments by countries /commodities Table-3.2 (Contd.)
(Four digit level HS code)

(First two digit section, second two digit chapter and last two digit indicate four digit level commodities)

(Amount in thousand)

HS Code - Countries/Commodities	2024 - 2025		2025 - 2026	
	Amount (BDT)	Amount (USD)	Amount (BDT)	Amount (USD)
041600 Preparations of meat, of fish or of crustaceans, molluscs or other aquatic invertebrates	**33**	**0**		
041604 Prepared fish; caviar prepd. from fish eggs	33	0		
041700 Sugars and sugar confectionery	**18645**	**155**	**187416**	**1527**
041701 Cane or beet sugar,in solid form	32	0	160095	1304
041702 Other sugar incl. lactos glucos	13640	114	5907	48
041704 Sugar confctionry, not containing cocoa	4972	41	21413	175
041800 Cocoa and cocoa preparations	**197644**	**1639**	**173244**	**1416**
041803 Cocoa paste, not defatted	3416	28	2974	24
041804 Cocoa butter,fat and oil.	3421	28		
041805 Cocoa powder,not add sugr/sweet	114310	949	101503	829
041806 Chocolate/food prep. Contain. Cocoa	76497	634	68767	562
041900 Preparations of cereals, flour, starch or milk; pastry cooks' products	**14921**	**123**	**80836**	**659**
041901 Malt extract;	8939	73	67094	547
041902 Pasta whether or not cooked	2798	23	655	5
041904 Prepared foods obtained,cereal products,	139	1	78	1
041905 Bread,pastry,cakes,biscuits etc.	3045	25	13009	106
042000 Preparations of vegetables, fruit, nuts or other parts of plants	**9911**	**81**	**3928**	**32**
042003 Mushroom & truffles	350	3	1581	13
042004 Other Veg. prep/presrv., frozen	3579	29		
042005 Other Veg. prep/presrv., not frozen	11	0	2346	19
042007 Jams,fruit jellies etc.	4108	34		
042008 Fruit & nuts etc.,	1385	11		
042009 Frut & vegetable juices	477	4		
042100 Miscellaneous edible preparations	**5797413**	**48029**	**5370574**	**43901**
042101 Extracts,essences of coffee,tea etc.	2093	17	799	7
042102 Yeast; baking powder	2814	24		
042103 Sauces and preparations thereof	956419	7920	917129	7497
042104 Soups & broths preparations thereof	11	0		
042106 Food preparations n.e.s	4836076	40067	4452646	36398
042200 Beverages, spirits and vinegar	**6269**	**52**	**20760**	**170**
042201 Mineral & aerated waters,not add. Sug.	22	0	45	0
042202 Mineral & areated waters add. Sug	613	5	8198	67
042203 Beer made from malt	749	6	12299	101
042208 Undenaturd ethyl alcohol vol. 0%	4885	41		
042209 Vinegar& subst from acitic acid			218	2
042300 Residues and waste from the food industries; Prepared animal fodder	**2199516**	**18172**	**2687686**	**21969**
042302 Bran sharps and othere residues	57657	476	121048	988
042303 Residues of strach manufacture	94598	783	238624	1953
042304 Oil-cake & other , soya-bean oil	631452	5210	520349	4242
042306 Oilcake ,not soya-bean / ground-nut oil	6084	51		
042309 Preparations of a kind used in animal feeding	1409725	11652	1807664	14787
042400 Tobacco and manufactured tobacco substitutes	**636**	**5**		

Import payments by countries /commodities Table-3.2 (Contd.)
(Four digit level HS code)

(First two digit section, second two digit chapter and last two digit indicate four digit level commodities)

(Amount in thousand)

HS Code - Countries/Commodities	2024 - 2025		2025 - 2026	
	Amount (BDT)	Amount (USD)	Amount (BDT)	Amount (USD)
042402 Cigars cheroot cigarillos of tobacco	636	5		
050000 Mineral Products	**273644536**	**2267675**	**311326828**	**2543188**
052500 Salt; sulphur; earths and stone; plastering materials, lime and cement	**56372**	**476**	**431191**	**3513**
052508 Other clays;	792	7	48	0
052511 Natural barium sulphate, etc.	104	1	91	1
052516 Granite, porphyry,basalt,sandstone etc.			1045	9
052517 Pebble, gravel, broken or crushd stone	11147	93		
052518 Dolomite all kind			2190	18
052523 Portland cement	44105	374	427815	3486
052526 Natural steatite; crushed or not crushed	224	2		
052600 Ores, slag and ash			**14878**	**122**
052614 Titanium ores and concentrates			78	1
052618 Granulated slag from mfg. iron/steel			14800	121
052700 Mineral fuels, mineral oils and products of their distillation bituminous substances; mineral waxes	**127290**	**1048**	**191257**	**1567**
052707 Oils & other products of coal tar	127290	1048	191257	1567
052700 Mineral fuels, mineral oilsand products of their distillation bituminous substances; mineral waxes	**273460874**	**2266151**	**310689502**	**2537987**
052701 Coal;briquettes ovoid etc.	441252	3704	6536760	53338
052704 Coke or semi-coke of coal			14976	122
052707 Oils & other products of coal tar	23010	190	11765	96
052709 Petroleum oils, crude			317339	2595
052710 Petroleum oils and oils obtained from bituminous minerals,other than crude; preparations not elsewherespecified or included,containing by weight 70% or more of petroleum oils or of oils obtained from bituminous minerals,these oils being the basic constituents of the preparation;waste oils	202257	1676	2681850	21859
052710 Petroleum oils, refined	235602848	1955213	229386314	1873420
052711 PETROLEUM GASES AND OTHER GASEOUS HYDROCARBONS	1225292	10172	449033	3688
052711 Petroleum gases & other gaseous hydrocarbons	35754887	293464	71291466	582868
052713 Petro coke,bitumen etc.	211327	1732		
060000 Products of the Chemical or Allied Industries	**20482036**	**169760**	**15886321**	**129913**
062800 Inorganic chemicals; organic or inorganic compounds of precious metals, of rare-earth metals, of radioactive elements or of isotopes	**227396**	**1881**	**338813**	**2767**
062803 Carbon			29	0
062804 Hydrogen, rare gases etc.	3758	31		
062807 Sulphuric acid, oleum			1966	16
062810 Oxides of boron; boric acids	4485	37		
062811 Other inorganic acids, other inorganic oxygen	476	4	3855	32
062815 Sodium or potasium hydroxide	7249	59		
062817 Zinc oxide; zinc peroxide			132	1
062818 Artificial corundum, aluminium oxide/hydroxide			2561	21

Import payments by countries /commodities Table-3.2 (Contd.)
(Four digit level HS code)

(First two digit section, second two digit chapter and last two digit indicate four digit level commodities)

(Amount in thousand)

HS Code - Countries/Commodities	2024 - 2025		2025 - 2026	
	Amount (BDT)	Amount (USD)	Amount (BDT)	Amount (USD)
062823 Titanium oxides			2511	20
062825 Hydrazine/hydroxylamine & salt etc.	2394	20	4923	40
062826 Fluorides,fluorosilicates,etc	10	0		
062828 Hypochlorites chlorites			44003	360
062831 Dithionites and sulphoxylates	16577	138	11500	94
062832 Sulphites; thiosulphates	4593	38	4278	35
062833 Sulphate alums, peroxosulphate	27666	231	36644	299
062835 Phosphinates, phosphonates	84776	695	134523	1099
062836 Carbonates; peroxocarbonates	70272	585	63481	518
062839 Silicates, commercial alkali metal silicates	192	2	3405	28
062840 Borates; peroxoborates	4015	33		
062844 Radioactive chemical elements/isotops	934	8	705	6
062847 Hydrogen peroxide not solidified urea			2876	23
062849 Carbides not chem. defined			21420	175
062900 Organic chemicals	**6610926**	**54764**	**5411601**	**44265**
062901 Acyclic hydrocarbons	129625	1074	122804	1006
062902 Cyclic hydrocarbons	376691	3132	123609	1011
062903 Halogenated derivative of hydrocarbons	5759	47	10154	83
062904 Sulphonated nitrated or nitrosated			1449	12
062905 Acyclic alcohol/halogn sulpho,etc	250575	2071	608462	4983
062906 Cyclic alcohol	3609	30	658	5
062907 Phenols;phenol-alcohols			7831	64
062909 Ether,ether alcohols, etc.	99622	826	502756	4120
062912 Aldehydes	2351	19	189	2
062914 Ketone & quinon etc.	217020	1794	147293	1204
062915 Saturated acyclice,monocarboxilic acid etc.	1886952	15645	582600	4772
062916 Unsaturated acyclic monocarboxylic acid etc.	275297	2281	146255	1194
062917 Polycarboxylic acids	13433	111	10089	83
062918 Carboxylic acids	3141	26	28644	234
062919 Phosphoric esters and their salts	683	6		
062920 Ester of other inorganic acids	655	5		
062921 Amine function compounds			4221	35
062922 Oxygen-function amino-compound	41167	339	71100	582
062923 Qaternary ammonium salts etc.	19297	160	10640	87
062924 Carboxyamide amide- func. Comp.	9044	76	3196	26
062925 Carboxyimide imine-func. Comp.			5905	48
062929 Compound w/ other nitrogen func.	8089	67		
062930 Organo-sulphur compounds	3014286	24944	2852660	23315
062932 Heterocyclic compound w/oxygen	686	6	304	2
062933 Heterocyclic comp w/nitrogen	296	2	517	4
062934 Nucleic acids & their salts;			1464	12
062936 Provitamins & vitamins etc.	252647	2103	166721	1363
062940 Sugars , oter than sucrose etc.			2081	17
063000 Pharmaceutical products	**184265**	**1531**	**208527**	**1705**

(First two digit section, second two digit chapter and last two digit indicate four digit level commodities)

(Amount in thousand)

HS Code - Countries/Commodities	2024 - 2025		2025 - 2026	
	Amount (BDT)	Amount (USD)	Amount (BDT)	Amount (USD)
063003 Medicament consist. two or more mixed,for therapeutic use	52	0	3783	31
063004 Medicament consist. mixed/unmixed,for therapeutic use	184213	1530	202879	1659
063006 Pharmaceutical goods			1866	15
063100 Fertilisers	**1229**	**10**		
063102 Mineral or chemical fertilisers, nitrogenous	1229	10		
063200 Tanning or dyeing extracts; Tannins and their derivatives; Dyes, pigments and other colouring matter; Paints and varnishes; Putty and other mastics; Inks	**2301951**	**19057**	**2301164**	**18814**
063202 Synthetic organic/ inorganic tanning subs.	69625	576	112489	919
063204 Synthetic organic colouring matter	1648391	13641	1741376	14236
063206 Other Colouring matter;	42378	347	41037	336
063207 Prepared pigments, opacifiers etc.	27578	232		
063208 Paints and varnishes;	67450	558	54621	447
063209 Other paints and varnishes ;	1745	15	3418	28
063211 Prepared driers	127	1		
063212 Pigments dispersed in non-aqueous	4447	36		
063214 Glaziers putty,grafting putty etc.	437	4	581	5
063215 Printing ink, writing draw/other ink	439772	3646	347642	2844
063300 Essential oils & resinoids; Perfum, cosmetic or toilet preperations	**2520442**	**20835**	**2160263**	**17659**
063301 Essential oils	24944	205	15234	124
063302 Mix of odoriferous substancees	2446018	20223	2100875	17174
063303 Perfumes and toilet waters	3789	31	6278	51
063304 Beauty/make-up/skin preparatin	8747	72	1132	9
063305 Preparations for use on the hair	8567	70	10642	87
063306 Preparations for oral/dental hygiene	2597	21	169	1
063307 Pre-shave,shaving/after-shave	25780	212	25932	212
063400 Soap, organic surf-active agents, lubricating etc.	**518092**	**4295**	**774544**	**6331**
063401 Soap;organic surfac-active prodts & preparations	11754	97	6397	52
063402 Organic surfac-active agents	286857	2382	194974	1594
063403 Lubricat preparations etc.	213410	1766	567619	4640
063404 Artificial wax & prepared wax	5807	48	5555	45
063405 Polish and cream for footwear, furniture etc.	265	2		
063500 Albuminoidal substances; modified starches, glues, enzymes	**311136**	**2574**	**381063**	**3114**
063505 Dextrins & other modified starches	1617	13	7686	63
063506 Prepared glues & other prep. adhesives	4582	38	18643	152
063507 Enzymes; prepared enzymes n.e.s	304937	2523	354734	2899
063600 Explosives; Pyrotechnic products; Matches; Pyrophoric alloys; certain combustible preperations	**2692**	**22**	**70**	**1**
063606 Fero-cerium, pyrophoric alloys;	2692	22	70	1
063700 Photographic or cinematographic goods	**343470**	**2859**	**178837**	**1464**
063701 Photographic plates & film flat etc.	205692	1722	69326	568
063707 Chemical prep. for photographic use	137777	1138	109511	896

Import payments by countries /commodities Table-3.2 (Contd.)
(Four digit level HS code)

(First two digit section, second two digit chapter and last two digit indicate four digit level commodities)

(Amount in thousand)

HS Code - Countries/Commodities	2024 - 2025		2025 - 2026	
	Amount (BDT)	Amount (USD)	Amount (BDT)	Amount (USD)
063800 Miscellaneous chemical products	**7460437**	**61931**	**4131438**	**33792**
063802 Activated carbon, animal black etc.	7206	59	4283	35
063804 Residual lyes from mfg of wood pulp			95	1
063806 Rosin & resin acid;and derivatives etc.	4543	37	4200	34
063808 Insecticides, rodenticides etc.	4085154	33942	1160548	9490
063809 Finishing agents,dye carriers etc.	232848	1926	156599	1279
063810 Pickling preparations for metal surfaces etc.			473	4
063811 Anti-knock prep, oxidation inhibitors etc.	842123	6988	763516	6248
063812 Prepared rubber accelerators;compounds plasticisersfor rubber or plastics,notelsewhere specified or included;antioxidising preparations and other compound stabilisers for rubber or plastics	3743	31		
063814 Organic composites solvents & thinners	1529515	12687	1271245	10400
063815 Reaction initiator & accelerators	9023	74	7290	60
063819 Hydraulic brake fluids	51384	424	29583	242
063820 Anti-freezing preparations	5267	44	9559	78
063821 Prepared culture media	1206	10	8464	69
063822 Diagnostic or laboratory reagents	591573	4906	599145	4900
063823 Industrial monocarboxylic fatty acids;			19043	155
063824 Prepared binders for foundry moulds;	94099	779	97179	794
063827 Mixtures containing halogenated derivatives of methane, ethane or propane, nes or included	2754	23	215	2
060000 Products of the chemical or allied industries			**4259**	**35**
063400 Soap, organic surf-active agents, lubricating etc.			**4259**	**35**
063402 Organic surfac-active agents			4259	35
070000 Plastics & Rubber Articles Thereof	**6529310**	**54067**	**8511153**	**69577**
073900 Plastics and articles thereof	**6298790**	**52152**	**8142480**	**66563**
073901 Polymers of ethylene, in primary forms	2303063	19098	3169201	25917
073902 Polymers/ propylen/olefin in primary forms	1343722	11098	1646952	13464
073903 Polymers of styrenein in primary forms	351415	2893	178613	1457
073904 Polymers of vinyl chloride etc. in primary	137379	1152	217134	1772
073905 Polymers of vinyl acetate/ester in primary	69268	575	51808	423
073906 Acrylic polymers in primry forms	1494724	12376	2194607	17941
073907 Polyacetals in primary forms	279127	2310	282644	2310
073908 Polyamides in primary forms	54567	452	59033	483
073909 Amino-resins, in primary forms	104585	868	74864	612
073909 Amino-resins, phenolic resins and polyurethanes, in primary forms	83556	690	71566	585
073910 Silicons in primary forms	10057	83	18855	154
073911 Petroleum resins, in primary forms	4304	35	5025	41
073912 Cellulose & chemical dertives in primary	4319	35	75845	619
073914 Ion-exchangers based polymr primay	20	0		
073917 Tube, pipe & hoses etc of plastics	631	5	410	3
073919 Self-adhesive, plates, sheets etc of plastics	16589	138	4961	41
073920 Other plates,sheets,etc of plastic, non-cellular	17649	147	15546	127
073921 Other Plates, sheets etc. of plastics	3974	33	6537	53

Import payments by countries /commodities Table-3.2 (Contd.)
(Four digit level HS code)

(First two digit section, second two digit chapter and last two digit indicate four digit level commodities)

(Amount in thousand)

HS Code - Countries/Commodities	2024 - 2025		2025 - 2026	
	Amount (BDT)	Amount (USD)	Amount (BDT)	Amount (USD)
073922 Baths,shower-baths, wash-basin etc.			1086	9
073923 Artilces for the conveyance	10845	90	3504	29
073924 Tableware, kitchenware, of plastics	1090	9	4915	40
073925 Builders' wares of plastics n.e.s	189	2		
073926 Other plastics & articles	5736	48	59374	484
073926 other articles of plastics and articles of other materials of heading Nos. 39.01 to 39.14	1982	16		
074000 Rubber and articles thereof	**230520**	**1915**	**368674**	**3015**
074002 Synthetic rub/factice deriv from oil	16273	135	23265	190
074008 Plates, sheets etc. of vulcan rubber	2618	21		
074009 Tubes pipes & hoses etc.	2014	17	3731	30
074010 Conveyor/transmisions belts of rub	7589	63	662	5
074011 New pneumatic tyres, of rubber	5088	42	11070	90
074014 Hygienic/pharmaceutical articles of rub	34613	288	16819	138
074015 Articles of apparel & clothing accessories etc.			45	0
074016 Other articles of vulcanised rubber	162320	1348	313082	2560
074017 Hard rubber in all forms	5	0		
080000 Raw Hides and Skins, Leather and Articles Thereof; Saddlery and Harness; Travel Goods, Handbags nad Similar Containers; Articles of Animal Gut	**4**	**0**	**1103**	**9**
084200 Articles of leather; saddlery and harness, travel goods, handbags and similar containers; articles of animal gut	**4**	**0**	**1103**	**9**
084202 Trunks, suit-case, vanity-case etc.	1	0	1080	9
084203 Articles/ composition of leather	3	0		
084205 Other articles/ composition of leather			23	0
090000 Wood and Articles of Wood; Wood Charcoal; Cork and Articles of Cork; Manufactures of Straw, of Esparto or Other Plaiting Materials; Basketware & Wickerwork	**130428**	**1089**	**54834**	**447**
094400 Wood and articles of wood; wood charcoal	**130428**	**1089**	**54834**	**447**
094403 Wood in the rough	125080	1045	52139	425
094408 Sheets for veneering	5174	43	2694	22
094412 Plywod veneered panels	174	1		
100000 Pulp of wood or of other fibrous cellulosic material; recovered (waste and scrap) paper or paperboard; paper and paperboard and articles thereof	**497851**	**4095**	**701999**	**5735**
104700 Pulp of wood or of other fibrous cellulosic meterial; Recovered (Waste and scrap) paper or paperboard	**427155**	**3509**	**530751**	**4335**
104703 Chemical wood pulp, soda/sulphate	95585	782	238059	1941
104707 Recovered paper/paperboard	331570	2727	292691	2394
104800 Paper and paperboard; articles of paper pulp, of paper or of paperboard	**42094**	**350**	**115774**	**947**
104802 Uncoated paper and paper board	15612	130	7421	61
104803 Toilet or facial tissue stock, towel/napkin etc.			10	0
104804 Uncoated craft paper & paperboard			9409	77
104810 Paper and paperboard,coated	4326	36	35569	292

Import payments by countries /commodities Table-3.2 (Contd.)
(Four digit level HS code)

(First two digit section, second two digit chapter and last two digit indicate four digit level commodities)

(Amount in thousand)

HS Code - Countries/Commodities	2024 - 2025		2025 - 2026	
	Amount (BDT)	Amount (USD)	Amount (BDT)	Amount (USD)
104811 Paper, paperboard, cellulose wadding etc.	8427	69	49142	401
104813 Cigarette paper not cut to size	2765	23	2860	23
104818 Toilet paper & similar paper etc.	42	0	3	0
104819 Cartons, boxes, cases, bags of paper	7743	64	10790	88
104820 Registers, a/c books,note books, etc			5	0
104821 Paper/board labels of all kind	929	8	268	2
104821 Paper/board labels of all kind Whether or nor printed	5	0	20	0
104823 Other paper/board cellulose wadding etc.	2244	18	279	2
104900 Printed books, newspapers, pictures etc.	**28603**	**236**	**55474**	**453**
104901 Printed book,brochures,leaflets etc.	8467	70	41542	339
104902 Newspapers,journals & periodicals	11851	98		
104906 Plans & drawing architectural etc.	7607	62	13720	112
104911 Other printed mattrer	678	6	212	2
110000 Textiles & Textile Articles	**1110526**	**9245**	**880215**	**7196**
115200 Cotton	**132743**	**1107**	**112833**	**921**
115205 Cotton yarn , cont 85%+ weg cotton	83358	692	52622	430
115206 Cotton yarn, less than 85% weg cotton	47416	398		
115208 Woven fabrics of cotton ,>= weg 85%+ , 200g/m.sq.			45227	368
115209 Woven fabrics of cotton ,>= weg 85%+ , > 200g/m.sq.	1969	16	7464	61
115210 Woven fabrics of cotton ,> weg 85%+ , 200g/m.sq.			1299	11
115211 Woven fabrics of cotton ,> weg 85%+ , > 200g/m.sq.			6221	51
115300 Other vegetable textile fibres; paper yarn etc.			**4029**	**33**
115302 True hemp raw/processed but not spun			4029	33
115400 Man-made filaments	**504317**	**4206**	**425592**	**3479**
115402 Synthetic filament yarn	500517	4174	290999	2379
115404 Synthetic monofilament	3800	32	2613	21
115407 Woven fabrics of synthetic filament yrn			131980	1079
115500 Man-made staple fibres	**405171**	**3369**	**274189**	**2244**
115502 Artificial filament tow	320913	2673	177854	1456
115503 Synthetic stable fibres, not carded, combed	22520	185		
115504 Artificial staple fibres, not carded, combed			81020	662
115509 Yarn synthetic staple fibres	61738	512	226	2
115515 Other woven fab Synthetic stap fibres			2655	22
115516 Woven fabrics artificial staple fibres			12435	102
115600 Wadding, felt and nonwovens; special yarns etc.	**16275**	**135**	**6**	**0**
115601 Wadding text mterials fibre & articles	14928	124		
115602 Felt, coated,covered/laminated	1314	11	6	0
115603 Nonwovens, coated,covered/laminated	33	0		
115800 Special woven fabrics; tufted text. Fabrics; lace; tapestries; trimmings; embroidery	**6227**	**52**	**2369**	**19**
115804 Tulles & other net fabrics			21	0
115806 Narrow woven fabrics	6187	52	2348	19

Import payments by countries /commodities Table-3.2 (Contd.)
(Four digit level HS code)

(First two digit section, second two digit chapter and last two digit indicate four digit level commodities)

(Amount in thousand)

HS Code - Countries/Commodities	2024 - 2025		2025 - 2026	
	Amount (BDT)	Amount (USD)	Amount (BDT)	Amount (USD)
115807 Labeles, badges & similar articles text	40	0		
115900 Impregnated, coated, covered textile fabrics etc.	**6867**	**57**	**16259**	**133**
115902 Tyre cord fabrics			10843	88
115903 Tex fabrics impregnated,coated etc	919	8	2447	20
115906 Rubberised text fabrics	1216	10		
115909 Text hosepiping & similr tex tubing	54	0		
115910 Transmission/conveyor belts, of text mtrl	522	4	1217	10
115911 Text products & artcles	4156	34	1752	14
116000 Knitted or crocheted fabrics	**36923**	**302**	**39607**	**323**
116001 Pile fabrics	33289	271	19926	163
116004 Knitted or crochetd fabrics, exd.30 cm	2297	19	1341	11
116005 Wrap knit fabrics			995	8
116006 Other knitted or crochet fabrics	1336	11	17345	141
116100 Articles of apparel & cloth accessories, knitted/crocheted	**752**	**6**	**30**	**0**
116109 T-shirt singlets & other vests			30	0
116110 Jerseys, pullovers,cardigans etc.	6	0		
116117 Other made up clothing accessories	746	6		
116200 Articles of apparel & cloth accessories, not knitted/crocheted			**4209**	**35**
116210 Garment, made up of fabrics			349	3
116217 Other made up cloth acesor & parts of garmt			3860	32
116300 Other made up textile articles; sets; worn clothing and worn textile articles; rags	**1252**	**10**	**1092**	**9**
116301 Blankets and traveling rugs			220	2
116302 Bed, table, toilet & kitchen linen	9	0		
116303 Curtans & interior blinds etc	433	4		
116304 Other furnishing artcles	43	0	872	7
116307 Other made up articles incl dress patterns	766	6		
120000 Footwear,Hradgear, Umbrellas, Sun Umbrellas, Walking Sticks, Seat-Sticks, Whips, Riding-Crops and Parts Thereof Etc	**708**	**6**	**1225**	**10**
126400 Footwear, gaiters and the like; parts of such articles	**636**	**5**	**1225**	**10**
126403 Footwear with soles of rubber, plastics etc.	636	5		
126405 Other footwear			25	0
126406 Parts of footwear			1200	10
126600 Umbrellas, sun umbrellas, walking-sticks, seat-sticks, whips, riding-crops and parts thereof	**72**	**1**		
126603 Parts, trimmings & accessories	72	1		
130000 Articles of Stone, Plaster, Cement, Asbestos, Mica or Similar Materials; Ceramic Products; Glass and Glassware	**4968**	**41**	**28192**	**230**
136800 Articles of stone, plaster, asbestos, mica etc.	**1915**	**16**	**11266**	**92**
136802 Worked monumental buildg stone etc.			89	1
136804 Millstone, grindstone, grinding wheel etc.	96	1	401	3
136805 Natural/art abrasive powder/grain	173	1	8000	65
136813 Friction material & articles	1632	14	2296	19

Import payments by countries /commodities Table-3.2 (Contd.)
(Four digit level HS code)

(First two digit section, second two digit chapter and last two digit indicate four digit level commodities)

(Amount in thousand)

HS Code - Countries/Commodities	2024 - 2025		2025 - 2026	
	Amount (BDT)	Amount (USD)	Amount (BDT)	Amount (USD)
136815 Articles of stone/other mineral lsubs	14	0	479	4
136900 Ceramic products	**469**	**4**	**155**	**1**
136902 Refractory bricks, blocks, tiles etc.	469	4	147	1
136911 Tableware, kitchenware, etc., of porcelain/china			8	0
137000 Glass and glassware	**2584**	**21**	**16771**	**137**
137004 Drawn glass, blown glas, etc.			39	0
137005 Float glass, polished glass, etc.			2515	21
137007 Safety glass, laminated glass, etc.	1	0	23	0
137009 Glass mirrors, rear-view mirrors	343	3	28	0
137010 Carboys, bottles, flasks, jar etc.	1936	16		
137013 Glassware of table, kitchn, toilt etc.			87	1
137017 Lab,hygnic/pharmaceautical glassware	188	2	14079	115
137019 Glass fibres & articles;	115	1		
150000 Base Metals & Articles of Base Metal	**22629418**	**187019**	**30237150**	**247142**
157200 Iron and Steel	**21019729**	**173773**	**28411387**	**232217**
157204 Ferrous waste & scrap	20628157	170492	26809089	219115
157208 Flat-rolled prodt, >= width 600 mm, hot-rolled	338294	2841	1522534	12451
157209 Flat-rolled prodt, >= width 600 mm, cold-rolled	6279	51	33756	276
157210 Flat-rolled prodt, >= width 600 mm, clad,plated	40835	338	33600	274
157212 Flat-rolled prodt, width 600 mm, clad,plated	2516	20	10147	83
157217 Wire of iron or non-aloy steel	3605	30	2261	18
157221 Bars & rods, of stainless steel	43	0		
157227 Bars & rods, of other alloy steel	0	0		
157300 Articles of Iron and Steel	**71023**	**586**	**790578**	**6469**
157301 Sheet piling of iron / steel	6073	50		
157303 Tubes, pipes etc. of cast iron			622	5
157304 Tubes, pipes etc. other than cast iron	1490	12	54715	446
157306 Other tubes, pipes & hollow profiles	194	2		
157307 Tubes/ pipes fittings of iron / steel	40775	336	705287	5773
157308 Structures & parts of structures	25	0	16	0
157309 Reservoirs, tanks, vats etc.	24	0		
157310 Tanks, casks, drums etc.	3131	26	887	7
157311 Containers for compressed			711	6
157312 Stranded wire, ropes, cables etc.	83	1	101	1
157314 Wire,expanded metal of iron / steel	54	0		
157315 Chain and parts, of iron/steel	464	4	630	5
157317 Nails,tacks,drawing pins etc.	116	1	323	3
157318 Screws,bolts,nuts, etc.	2094	17	5711	47
157319 Sewing/knitting needles, etc.	2	0	310	3
157320 Springs &leaves for springs	164	1	2395	20
157322 Radiators for central heating	1555	13		
157323 Table,kitchen articlese,of iron	177	2	1302	11
157324 Sanitary ware & parts, of iron/ steel			133	1

Import payments by countries /commodities Table-3.2 (Contd.)
(Four digit level HS code)

(First two digit section, second two digit chapter and last two digit indicate four digit level commodities)

(Amount in thousand)

HS Code - Countries/Commodities	2024 - 2025		2025 - 2026	
	Amount (BDT)	Amount (USD)	Amount (BDT)	Amount (USD)
157325 Other cast articles,of iron or stl			5577	46
157326 Other articles of iron or steel	14603	121	11859	97
157400 Copper and Articles Thereof	**435465**	**3587**	**89460**	**729**
157403 Reifned ,coper alloys.	388112	3189	85720	698
157404 Copper waste and scrap	43171	364		
157411 Copper tubes and pipes	4130	34	3682	30
157412 Copper tube or pipe fittings	50	0	58	0
157415 Nails, tacks, drawing pins, of copper etc.	2	0		
157600 Aluminium and Articles Thereof	**819600**	**6733**	**828529**	**6772**
157601 Unwrought aluminium	803476	6597	768676	6284
157607 Aluminium foil, backed/not backed	16089	136	30895	252
157608 Aluminium tubes and pipes			26766	218
157609 Aluminium tube & pipe fittings			379	3
157610 Aluminium,tube or pipe fittings (for example,couplings,elbows,sleeves)	35	0		
157615 Table, kitchen articles etc. of aluminium			84	1
157616 Other aluminium articles			1730	14
157800 Lead and articles thereof	**261702**	**2160**	**108340**	**883**
157801 Unwrought lead	261702	2160	108340	883
158200 Tools, implements, cutlery, spoons and forks, of base metal; parts thereof of base metal	**3020**	**25**	**6430**	**52**
158202 Hands saws, blades saws etc.	33	0	46	0
158203 Files, rasps, pliers, etc.	3	0	32	0
158204 Hand-operated spanners & wrenches	8	0		
158205 Hand tools n.i.e	27	0	472	4
158207 Interchangeable tools, for hand tools	1318	11	3926	32
158208 Knives & cutting blades	1632	14	1401	11
158211 Knives with cutting blades			553	5
158213 Scissors, tailors shears & blades	0	0		
158300 Miscellaneous articles of base metal	**18877**	**156**	**2425**	**20**
158301 Padlocks & locks, of base metal	7	0	49	0
158302 Base metal mountings,fittings & articles etc.	114	1	619	5
158305 Fittings for loose-leaf binders, letter clips etc.			15	0
158306 Bells, gongs & the like etc.			3	0
158307 Flexible tubing of base metal	203	2	409	3
158308 Clasps, frames, hooks etc.	1030	9		
158309 Stoppers, caps & lids of base metal	17496	144		
158310 Sign-plates, name-plates, address-plate etc.	27	0	13	0
158311 Wire, rods, tubes plates, of base metal			1317	11
160000 Machinery & mechanical appliances; electrical equipment;	**9778**	**81**		
168500 Electrical machinery and equipment and parts	**9778**	**81**		
168526 Radar apts,radio remote,etc apts	9778	81		

Import payments by countries /commodities Table-3.2 (Contd.)
(Four digit level HS code)

(First two digit section, second two digit chapter and last two digit indicate four digit level commodities)

(Amount in thousand)

HS Code - Countries/Commodities	2024 - 2025		2025 - 2026	
	Amount (BDT)	Amount (USD)	Amount (BDT)	Amount (USD)
160000 Machinery and mechanical appliances; electrical equipment; parts thereof; soundrecorders and reproducers, television image and soundrecorders and reproducers; and parts and accessories of such articles	**4126383**	**34163**	**5560891**	**45461**
168400 Nuclear reactors, boilers, machinery and mechanical appliances; parts thereof	**2873902**	**23788**	**4216642**	**34482**
168404 Auxiliary plant for use with boilers	5588	46	19732	161
168405 Producer gas/water gas generators	4056	34	2403	20
168407 Spark-ignition/rot piston engines	21469	181	130	1
168409 Parts spark-ignition pistn engin	33985	280	29589	241
168410 Hydraulic turbines, water wheels	2	0		
168412 Other engines and motors	2066	17	3333	27
168413 Pumps for liquids	90787	752	95913	785
168414 Air/vacum pumps, gas compressors & fans	127445	1048	51875	423
168415 Air conditioning machines	80865	676	472377	3860
168416 Furnace burners for liquid fuel,etc.	9035	74		
168417 Industrial/lab furmaces & oven etc.	120	1		
168418 Refrigerators,freezers & othr	23464	192	286725	2338
168419 Machinery, plant/ lab equipments etc.	97268	813	137906	1131
168420 Calendering/other roling machines	36	0		
168421 Centrifuges, filtering machinery rtc.	157001	1291	55393	453
168422 Dish washing machines, etc.	19767	162	254580	2085
168423 Weighing machinery, etc.	175	1	6388	52
168424 Mechanical appliances & the like	65051	534	20416	167
168426 Ships' derricks; cranes etc.			22892	187
168427 Fork-lift truks;	17732	145	3545	29
168428 Other Lifting, handling, etc.machinery	80642	669	28763	235
168431 Parts suitable of machinery	1477	12	49895	407
168434 Milking mach & dairy machinery	799	7	42	0
168436 Other agri, horti, poltry-kep machinery	4417	37	5194	42
168437 Machines cleaning, sorting/grading seed etc.	2966	24	4950	40
168438 Machinery n.i.e	28132	231	459542	3757
168439 Machinery making pulp/paper/board			3920	32
168441 Other machinery making pulp/paper/board			748	6
168442 Machinery,apparatus,& equpment			1220	10
168443 Printing machinery	92491	762	126133	1032
168445 Machine preparing txtile fibres			388	3
168446 Weaving machines(looms)			50826	418
168448 Auxiliary mach for extrd, drw mch etc.	62657	518	48708	399
168450 Household/laundry-type washing mach	16	0	11345	93
168451 Machinery for washing, cleaning etc.	42542	352	28737	235
168452 Sewing machines, n/book sewng mach	587477	4853	401271	3280
168454 Converters, ladles ingot machinies	117	1		
168455 Metal rollng mills and rolls thereof	1380	11		

Import payments by countries /commodities Table-3.2 (Contd.)
(Four digit level HS code)

(First two digit section, second two digit chapter and last two digit indicate four digit level commodities)

(Amount in thousand)

HS Code - Countries/Commodities	2024 - 2025		2025 - 2026	
	Amount (BDT)	Amount (USD)	Amount (BDT)	Amount (USD)
168456 Machine-tools for working any material by removal of material,by laser or other light or photon beam,ultra-sonic,electro-discharge,electro-chemical,electron beam or plasmaarc process;water-jet cutting machines	1888	15	433	4
168456 Machine-tools for working material	22361	186	32317	263
168462 Machine-tools forging, hammering etc.			2199	18
168463 Other machine-tools for working metal			2105	17
168464 Machine-tools working stone, ceramic etc.	539	4	1230	10
168465 Machine-tools working stapling, wood, etc.			273	2
168466 Parts & accessories for machine-tools	8844	74	5558	45
168467 Tools for working in the hand etc.	2156	18		
168468 Machine for soldering, brazing etc.			176	1
168471 Automatic data processing machines etc.	866781	7201	1091863	8943
168473 Parts & accessories of office machineries	12880	107	2326	19
168474 Machinery washing, crushing etc.	30954	258	3430	28
168477 Machinery for working rubber/plastics	19602	165	16942	138
168478 Machinery preparng/making up tobaco	632	5	187	2
168479 Mechanical appl indivial func. n.i.e	13565	113	117455	959
168480 Moulding boxes for metal foundry etc.	2	0	14588	119
168481 Taps, cocks, valves & similar etc.	211967	1744	163882	1337
168482 Ball/ roller bearings	3108	26	8861	72
168483 Transmission shafts, crank, bearing etc.	10239	85	38768	316
168484 Gaskets & similar joints of metal sheeting etc.	2838	24	3730	30
168486 Machines & apparatus used semiconductor devices etc.	55	0	211	2
168487 Machinery parts,not cont. elect. connectors	4464	37	25230	207
168500 Electrical machinery and equipment and parts thereof; sound recorders and reproducers, television imageand sound recorders and reproducers and parts and accessories of such articles	**1252480**	**10375**	**1344248**	**10979**
168501 Electric motors and generator	49553	406	9218	75
168502 Electric generating sets, rotary converters	121958	1007	32793	268
168503 Parts electric motor,gen. Set	12909	107	6631	54
168504 Electric transformer, inductors etc.	62933	523	67525	552
168505 Electro-magnets;and articles	98	1	473	4
168506 Primary cels & primary baterie	2527	21	2006	16
168507 Electric accumulator;	9541	79	14065	115
168508 Vcuum cleaners	45	0		
168509 Eletro-mechanical domestic appliances	8835	72	238	2
168511 Electrical ignition equipment, etc.	9157	75	22334	183
168512 Electrical lighting/signaling equipment,etc	1451	12	1674	14
168514 Industrial/lab electric furnaces, ovens, etc.	1301	11		
168515 Electric laser/photon beam , etc.	772	6	2330	19
168516 Electric storage water heater, etc.	4105	34	7574	62
168517 Telephone sets , other apparatus etc.	104350	866	392790	3203
168518 Microphones & stands therefor;	369	3	5354	44

Import payments by countries /commodities Table-3.2 (Contd.)
(Four digit level HS code)

(First two digit section, second two digit chapter and last two digit indicate four digit level commodities)

(Amount in thousand)

HS Code - Countries/Commodities	2024 - 2025		2025 - 2026	
	Amount (BDT)	Amount (USD)	Amount (BDT)	Amount (USD)
168519 Sound recording apparatus			353	3
168521 Video-recording apparatus	307	3	5	0
168523 Discs, tapes, smart cards etc.	129145	1072	259432	2117
168524 Flat panel display module			17191	140
168525 Transmission appart radio-tel, etc.	13067	109	11104	91
168526 Radar apts,radio remote,etc apts	792	7		
168528 Monitors and projectors etc.	5746	48	480	4
168528 Monitors and projectors,not incorporating television reception apparatus;reception apparatus for television,whether or not incorporating radio broadcast receivers or sound or videorecording or reproducing apparatus	2453	20	367	3
168529 Parts suitable for use solely or principally with the apparatus of headings Nos.85.25 to 85.28	12216	102	39550	323
168529 Parts,trans,reception etc.,apts	1075	9	3086	25
168530 Electrical signaling, traffic control equp etc.	1984	17	596	5
168531 Electrical sound/visual sig apts	80074	655	16230	132
168532 Electrical capacitors, fixed,variable etc.			103	1
168533 Electrical resistors, not heating	14651	121	2608	21
168534 Printed circuits	465	4		
168535 Electrical apts for switching > 1000 volts	556	5		
168536 Electrical apparatus for switching or protecting electrical circuits,or for making connections to or in electrical circuits for a voltage notexceeding 1,000 volts; connectors for optical fibres,optical fibres,optical fibre bundles or cables	127	1	3222	26
168536 Electrical apts for switching 1000 volts	19601	161	11324	92
168537 Boards, panels, consols, etc.	66888	554	70812	579
168538 Parts: of electrical switching,apts.	60406	502	23149	189
168539 Electric filament/discharge lamps	3279	27	612	5
168540 Thermionic,cold cathode valves etc.			49	0
168541 Diodes, transistors, semi-conductor etc.	70939	586	62853	514
168542 Electronic, integrated circuits	296970	2470	133781	1098
168543 Electrical machines & apts. n.i.e.	19090	159	17614	144
168544 Insulatd wire, cable etc.	18413	152	104134	849
168545 Carbon electrodes, carbon brushes etc.	41032	342	142	1
168546 Electrical insulators any metarial	1500	13		
168548 Electrical parts of machinery or apparatus, not specified or included elsewhere in th	1800	15	449	4
170000 Vehicales, Aircraft, Vessels and Associated Transport Equipment	**1216849**	**10136**	**2767089**	**22555**
178700 Vehicles other than railway or tramway rollingstock, and parts and accessories thereof	**79935**	**663**	**249968**	**2045**
178703 Motor car, other motor vehicles	2932	24		
178703 Motor cars and other motor vehicles principally designed for the transport of the persons(other than those of heading No. 87.02) including station wagons and racing cars	6560	55		
178708 Parts,accessories, motor vehicles	40999	341	10698	88
178712 Bicycles			407	3

Import payments by countries /commodities Table-3.2 (Contd.)
(Four digit level HS code)

(First two digit section, second two digit chapter and last two digit indicate four digit level commodities)

(Amount in thousand)

HS Code - Countries/Commodities	2024 - 2025		2025 - 2026	
	Amount (BDT)	Amount (USD)	Amount (BDT)	Amount (USD)
178713 Carriages for disabled persons	1751	14		
178714 Parts,accessories, of motorcycle/bicycles	24683	203	238581	1952
178715 Baby carriages and parts			283	2
178716 Trailer & semi-trailers;	3010	26		
178800 Aircraft, spacecraft and parts thereof	**29301**	**243**	**4788**	**39**
178807 Parts of goods heading 88.01, 88.02 or 88.06	29301	243	4788	39
178900 Ships, boats and floating structures	**1107613**	**9230**	**2512333**	**20471**
178908 Vessels & other,breaking up	1107613	9230	2512333	20471
180000 Optical, Photographic, Cinematographic, Measuring, Checking, Precision, Medical Orsurgical Instruments and Apparatus; Clocks and Watches; Musical Instruments; Parts and Accessories Thereof	**1544229**	**12808**	**1825902**	**14928**
189000 Optical, photographic, cinematographic, measuring, checking, precision, medical orsurgical instruments and apparatus; parts and accessories thereof	**1544229**	**12808**	**1825881**	**14928**
189001 Optical fibres etc	1055	9	1786	15
189002 Lenses, prisims, mirrors etc.	2102	18	1749	14
189006 Photographic cameras, etc.			10	0
189011 Compound optical microscopes	15226	128	41428	339
189012 Microscopes excl opt micros			5539	45
189013 Liquid crystal devices	14	0	11	0
189014 Direction finding compasses	1397	12		
189015 Surveying, hydrographic etc.	12758	105	4260	35
189016 Balances of a sensitivity of 5cg			31467	258
189017 Drawing, marking-out etc. inst.			818	7
189018 Instruments in medical,surgical, etc.	199160	1647	655984	5364
189019 Mechano-therapy,etc,appliances	27744	231	10193	83
189020 Other breathing appliance,gas masks			40	0
189021 Orthopaedic,appliances etc.	227248	1882	279968	2290
189022 Appratus based on x-ray,alpha, etc.	125669	1031	24476	200
189023 Instruments demonstrationl purposes	482	4		
189024 Machines, hardness,strength test etc.	11419	93	732	6
189025 Hydrometers,thermometers etc.	6958	57	11996	98
189026 Instruments, checking flow,level etc.	22194	183	25975	212
189027 Instruments, physical, chemical analysis etc.	764310	6367	607261	4963
189028 Gas,liquid, electricty meters	2877	24	317	3
189029 Revolution counters,taximeters etc.	134	1		
189030 Oscilloscopes, spectrum analysers etc.,	463	4	376	3
189031 Measuring/checking instrument	33628	277	13173	108
189032 Automatic regulating instru	13219	109	6250	51
189033 Parts & accessories n.i.s	76172	628	102074	835
189200 Musical instruments; parts and accessories			**21**	**0**
189209 Parts of musical instruments			21	0
180000 Optical, photographic, clocks, musical instruments etc.	**2927**	**24**	**4422**	**36**
189000 Optical, photographic, etc.	**2927**	**24**	**4422**	**36**

Import payments by countries /commodities Table-3.2 (Contd.)
(Four digit level HS code)

(First two digit section, second two digit chapter and last two digit indicate four digit level commodities)

(Amount in thousand)

HS Code - Countries/Commodities	2024 - 2025		2025 - 2026	
	Amount (BDT)	Amount (USD)	Amount (BDT)	Amount (USD)
189013 Liquid crystal devices			86	1
189018 Instruments in medical,surgical, etc.	2927	24	4336	36
200000 Miscellaneous Manufactured Articles	**118520**	**981**	**194061**	**1587**
209400 Furniture; bedding, mattresses, mattress supports, cushions and similar stuffed furnishings; lamps and light fittings, not elsewhere specified or included; illuminated signs, illuminatednameplates and the like; prefabricated buildings	**6451**	**54**	**80503**	**659**
209401 Seats and parts	28	0	1200	10
209402 Medical, surgical, dental furniture	149	1	36507	299
209403 Other furniture & parts	3593	30	27600	226
209404 Mattress supports;	283	2		
209405 Lamps and lighting fittings & parts	2399	20	14712	120
209406 Prefabricated buildings			484	4
209500 Toys, games and sports requisites; parts and accessories thereof			**3973**	**32**
209503 Tricycles, scooters, pedal cars etc.			3973	32
209600 Miscellaneous manufactured articles	**112070**	**927**	**109586**	**896**
209603 Brooms, brushes, etc.	815	7	1195	10
209606 Buttons, press/snap-fasteners, etc	10	0	1765	14
209607 Slide fasteners and parts	1423	12		
209609 Pencils, crayons etc.			4	0
209612 Typewriter ribbons,inked, etc.	108383	897	105351	861
209616 Scent/toilet sprays, etc	738	6		
209618 Tailors dummies & others			1007	8
209619 Sanitary towels , napkins etc.	700	6	264	2
Slovakia	**514344**	**4262**	**360240**	**2944**
010000 Live Animals and Animal Products	**2545**	**21**	**2918**	**24**
010400 Dairy produce; bird's eggs; natural honey; Edible products of animal origin, not elsewhere specified or included.	**2545**	**21**	**2918**	**24**
010403 Buttermilk, curdled milk & cream, yogurt etc.			58	0
010404 Whey, containing sugar /sweetening matter	2545	21	2860	23
020000 Vegetable Products	**4862**	**41**		
020700 Edible vegetable and certain roots and tubers	**4862**	**41**		
020713 Dried leguminous vegt.,shelled	4862	41		
040000 Prepared foodstuffs; Beverages, Spirits and vineger; Tobacco and manufactured tobacco substitues	**7196**	**60**	**3828**	**31**
042300 Residues and waste from the food industries; Prepared animal fodder	**7196**	**60**	**3828**	**31**
042309 Preparations of a kind used in animal feeding	7196	60	3828	31
060000 Products of the Chemical or Allied Industries	**83544**	**693**	**61827**	**505**
062800 Inorganic chemicals; organic or inorganic compounds of precious metals, of rare-earth metals, of radioactive elements or of isotopes	**2**	**0**	**2918**	**24**
062831 Dithionites and sulphoxylates	2	0		
062849 Carbides not chem. defined			2918	24

Import payments by countries /commodities Table-3.2 (Contd.)
(Four digit level HS code)

(First two digit section, second two digit chapter and last two digit indicate four digit level commodities)

(Amount in thousand)

HS Code - Countries/Commodities	2024 - 2025		2025 - 2026	
	Amount (BDT)	Amount (USD)	Amount (BDT)	Amount (USD)
062900 Organic chemicals	**78929**	**655**	**19179**	**157**
062902 Cyclic hydrocarbons			268	2
062919 Phosphoric esters and their salts	10297	86		
062933 Heterocyclic comp w/nitrogen	68536	568	18911	154
062940 Sugars , oter than sucrose etc.	96	1		
063000 Pharmaceutical products	**4051**	**34**	**6459**	**53**
063004 Medicament consist. mixed/unmixed,for therapeutic use	4051	34	6459	53
063400 Soap, organic surf-active agents, lubricating etc.	**488**	**4**	**33273**	**272**
063402 Organic surfac-active agents	488	4	33273	272
063800 Miscellaneous chemical products	**74**	**1**		
063816 Refractory cements, mortars etc.	55	0		
063819 Hydraulic brake fluids	15	0		
063822 Diagnostic or laboratory reagents	5	0		
070000 Plastics & Rubber Articles Thereof	**1019**	**8**	**822**	**7**
073900 Plastics and articles thereof	**415**	**3**	**141**	**1**
073910 Silicons in primary forms	239	2		
073917 Tube, pipe & hoses etc of plastics			130	1
073926 Other plastics & articles	176	1	11	0
074000 Rubber and articles thereof	**604**	**5**	**681**	**6**
074010 Conveyor/transmisions belts of rub	344	3		
074016 Other articles of vulcanised rubber	260	2	681	6
100000 Pulp of wood or of other fibrous cellulosic material; recovered (waste and scrap) paper or paperboard; paper and paperboard and articles thereof	**163074**	**1355**	**18816**	**154**
104800 Paper and paperboard; articles of paper pulp, of paper or of paperboard	**163074**	**1355**	**18816**	**154**
104804 Uncoated craft paper & paperboard	163074	1355	18816	154
110000 Textiles & Textile Articles	**7614**	**62**	**4557**	**37**
115400 Man-made filaments	**7614**	**62**	**3196**	**26**
115402 Synthetic filament yarn	7614	62	3196	26
115600 Wadding, felt and nonwovens; special yarns etc.			**19**	**0**
115603 Nonwovens, coated,covered/laminated			19	0
115900 Impregnated, coated, covered textile fabrics etc.			**1319**	**11**
115910 Transmission/conveyor belts, of text mtrl			961	8
115911 Text products & artcles			358	3
116300 Other made up textile articles; sets; worn clothing and worn textile articles; rags			**23**	**0**
116303 Curtans & interior blinds etc			23	0
130000 Articles of Stone, Plaster, Cement, Asbestos, Mica or Similar Materials; Ceramic Products; Glass and Glassware	**730**	**6**	**261**	**2**
136800 Articles of stone, plaster, asbestos, mica etc.	**81**	**1**	**26**	**0**
136802 Worked monumental buildg stone etc.	27	0		
136815 Articles of stone/other mineral lsubs	55	0	26	0
137000 Glass and glassware	**649**	**5**	**236**	**2**

Import payments by countries /commodities Table-3.2 (Contd.)
(Four digit level HS code)

(First two digit section, second two digit chapter and last two digit indicate four digit level commodities)

(Amount in thousand)

HS Code - Countries/Commodities	2024 - 2025		2025 - 2026	
	Amount (BDT)	Amount (USD)	Amount (BDT)	Amount (USD)
137009 Glass mirrors, rear-view mirrors			14	0
137019 Glass fibres & articles;	649	5	222	2
150000 Base Metals & Articles of Base Metal	**5021**	**41**	**5286**	**43**
157200 Iron and Steel	**14**	**0**		
157223 Wire of stainless steel	8	0		
157229 Wire of other alloy steel	6	0		
157300 Articles of Iron and Steel	**4295**	**35**	**4765**	**39**
157307 Tubes/ pipes fittings of iron / steel	56	0	514	4
157312 Stranded wire, ropes, cables etc.	1	0		
157314 Wire,expanded metal of iron / steel	115	1	70	1
157318 Screws,bolts,nuts, etc.	1132	9	3409	28
157319 Sewing/knitting needles, etc.	2	0		
157320 Springs &leaves for springs	614	5	119	1
157326 Other articles of iron or steel	2375	20	653	5
157600 Aluminium and Articles Thereof	**29**	**0**	**95**	**1**
157616 Other aluminium articles	29	0	95	1
158200 Tools, implements, cutlery, spoons and forks, of base metal; parts thereof of base metal			**411**	**3**
158208 Knives & cutting blades			411	3
158300 Miscellaneous articles of base metal	**683**	**6**	**14**	**0**
158301 Padlocks & locks, of base metal	6	0		
158302 Base metal mountings,fittings & articles etc.			14	0
158307 Flexible tubing of base metal	677	6		
160000 Machinery and mechanical appliances; electrical equipment; parts thereof; soundrecorders and reproducers, television image and soundrecorders and reproducers; and parts and accessories of such articles	**199577**	**1648**	**197208**	**1611**
168400 Nuclear reactors, boilers, machinery and mechanical appliances; parts thereof	**193380**	**1596**	**187787**	**1534**
168402 Steam /other vapour generating boilers			463	4
168405 Producer gas/water gas generators	27	0		
168409 Parts spark-ignition pistn engin	2068	17	4003	33
168412 Other engines and motors			328	3
168413 Pumps for liquids	54	0	699	6
168414 Air/vacum pumps, gas compressors & fans	5514	46	2867	23
168415 Air conditioning machines	10233	84		
168418 Refrigerators,freezers & othr	10062	82		
168419 Machinery, plant/ lab equipments etc.	2441	20	1988	16
168421 Centrifuges, filtering machinery rtc.	41069	338	42251	345
168422 Dish washing machines, etc.	2	0	1829	15
168425 Pulley tackle & hoists etc.	125	1		
168427 Fork-lift truks;	798	7		
168428 Other Lifting, handling, etc.machinery	60591	502	77432	632
168431 Parts suitable of machinery	225	2	133	1
168433 Harvesting or threshing machinery			31565	258
168438 Machinery n.i.e			123	1

Import payments by countries /commodities Table-3.2 (Contd.)
(Four digit level HS code)

(First two digit section, second two digit chapter and last two digit indicate four digit level commodities)

(Amount in thousand)

HS Code - Countries/Commodities	2024 - 2025		2025 - 2026	
	Amount (BDT)	Amount (USD)	Amount (BDT)	Amount (USD)
168441 Other machinery making pulp/paper/board	1	0		
168442 Machinery,apparatus,& equpment	22091	181		
168443 Printing machinery	130	1		
168446 Weaving machines(looms)	333	3		
168448 Auxiliary mach for extrd, drw mch etc.	18429	153	5767	47
168455 Metal rollng mills and rolls thereof			0	0
168466 Parts & accessories for machine-tools	0	0	0	0
168467 Tools for working in the hand etc.	7	0	11	0
168471 Automatic data processing machines etc.	8	0		
168474 Machinery washing, crushing etc.	650	5	53	0
168477 Machinery for working rubber/plastics			184	2
168478 Machinery preparng/making up tobaco			789	6
168479 Mechanical appl indivial func. n.i.e	2	0	136	1
168481 Taps, cocks, valves & similar etc.	4916	40	999	8
168482 Ball/ roller bearings	7718	64	3614	30
168483 Transmission shafts, crank, bearing etc.	4797	40	12114	99
168484 Gaskets & similar joints of metal sheeting etc.			192	2
168487 Machinery parts,not cont. elect. connectors	1089	9	248	2
168500 Electrical machinery and equipment and parts thereof; sound recorders and reproducers, television imageand sound recorders and reproducers and parts and accessories of such articles	**6197**	**51**	**9421**	**77**
168501 Electric motors and generator	292	2	1603	13
168503 Parts electric motor,gen. Set	2413	20	3764	31
168504 Electric transformer, inductors etc.	2160	18	158	1
168511 Electrical ignition equipment, etc.			1047	9
168512 Electrical lighting/signaling equipment,etc			117	1
168516 Electric storage water heater, etc.	153	1	43	0
168529 Parts,trans,reception etc.,apts	171	1		
168536 Electrical apparatus for switching or protecting electrical circuits,or for making connections to or in electrical circuits for a voltage notexceeding 1,000 volts; connectors for optical fibres,optical fibres,optical fibre bundles or cables			3	0
168536 Electrical apts for switching 1000 volts	154	1	0	0
168537 Boards, panels, consols, etc.	107	1	311	3
168538 Parts: of electrical switching,apts.			218	2
168543 Electrical machines & apts. n.i.e.	54	0	410	3
168544 Insulatd wire, cable etc.	692	6	1748	14
170000 Vehicales, Aircraft, Vessels and Associated Transport Equipment	**8322**	**69**	**547**	**4**
178700 Vehicles other than railway or tramway rollingstock, and parts and accessories thereof	**8322**	**69**	**547**	**4**
178703 Motor cars and other motor vehicles principally designed for the transport of the persons(other than those of heading No. 87.02) including station wagons and racing cars	6665	56		
178708 Parts,accessories, motor vehicles	1657	14	547	4

Import payments by countries /commodities Table-3.2 (Contd.)
(Four digit level HS code)

(First two digit section, second two digit chapter and last two digit indicate four digit level commodities)

(Amount in thousand)

HS Code - Countries/Commodities	2024 - 2025		2025 - 2026	
	Amount (BDT)	Amount (USD)	Amount (BDT)	Amount (USD)
180000 Optical, Photographic, Cinematographic, Measuring, Checking, Precision, Medical Orsurgical Instruments and Apparatus; Clocks and Watches; Musical Instruments; Parts and Accessories Thereof	**23469**	**196**	**62568**	**512**
189000 Optical, photographic, cinematographic, measuring, checking, precision, medical orsurgical instruments and apparatus; parts and accessories thereof	**23469**	**196**	**62568**	**512**
189002 Lenses, prisims, mirrors etc.	2	0		
189015 Surveying, hydrographic etc.	10624	89		
189018 Instruments in medical,surgical, etc.	2338	19	39220	321
189019 Mechano-therapy,etc,appliances	2078	18	19804	162
189024 Machines, hardness,strength test etc.	254	2	55	0
189025 Hydrometers,thermometers etc.	217	2		
189026 Instruments, checking flow,level etc.	139	1	386	3
189027 Instruments, physical, chemical analysis etc.	68	1		
189028 Gas,liquid, electricty meters	3389	28	2749	22
189029 Revolution counters,taximeters etc.	755	6		
189031 Measuring/checking instrument	8	0		
189032 Automatic regulating instru	1061	9	148	1
189033 Parts & accessories n.i.s	2537	21	207	2
200000 Miscellaneous Manufactured Articles	**7372**	**61**	**1600**	**13**
209400 Furniture; bedding, mattresses, mattress supports, cushions and similar stuffed furnishings; lamps and light fittings, not elsewhere specified or included; illuminated signs, illuminatednameplates and the like; prefabricated buildings	**3192**	**27**	**70**	**1**
209401 Seats and parts			70	1
209402 Medical, surgical, dental furniture	2965	25		
209403 Other furniture & parts	227	2		
209500 Toys, games and sports requisites; parts and accessories thereof	**4180**	**34**	**1530**	**12**
209506 Articlese for gymnastics, sports etc.	4180	34	1530	12
Slovenia	**181131**	**1499**	**463464**	**3788**
060000 Products of the Chemical or Allied Industries	**114418**	**947**	**67859**	**555**
062800 Inorganic chemicals; organic or inorganic compounds of precious metals, of rare-earth metals, of radioactive elements or of isotopes	**216**	**2**		
062842 Other salt of inorganic acids/peroxoacids	216	2		
062900 Organic chemicals	**32723**	**272**	**54362**	**444**
062934 Nucleic acids & their salts;	23711	198	54362	444
062941 Antibiotics	9012	74		
063000 Pharmaceutical products	**65451**	**542**	**13032**	**107**
063004 Medicament consist. mixed/unmixed,for therapeutic use	65451	542	12727	105
063006 Pharmaceutical goods			305	2
063400 Soap, organic surf-active agents, lubricating etc.	**2503**	**21**	**89**	**1**
063402 Organic surfac-active agents	2503	21		
063403 Lubricat preparations etc.			89	1

Import payments by countries /commodities Table-3.2 (Contd.)
(Four digit level HS code)

(First two digit section, second two digit chapter and last two digit indicate four digit level commodities)

(Amount in thousand)

HS Code - Countries/Commodities	2024 - 2025		2025 - 2026	
	Amount (BDT)	Amount (USD)	Amount (BDT)	Amount (USD)
063500 Albuminoidal substances; modified starches, glues, enzymes	**13401**	**110**		
063507 Enzymes; prepared enzymes n.e.s	13401	110		
063800 Miscellaneous chemical products	**124**	**1**	**377**	**3**
063822 Diagnostic or laboratory reagents	124	1	377	3
070000 Plastics & Rubber Articles Thereof	**6665**	**56**	**1860**	**15**
073900 Plastics and articles thereof	**1056**	**9**	**693**	**6**
073917 Tube, pipe & hoses etc of plastics	892	7		
073919 Self-adhesive, plates, sheets etc of plastics			2	0
073923 Artilces for the conveyance	19	0	464	4
073926 Other plastics & articles	146	1	227	2
074000 Rubber and articles thereof	**5609**	**47**	**1167**	**10**
074008 Plates, sheets etc. of vulcan rubber	1663	14		
074009 Tubes pipes & hoses etc.			2	0
074010 Conveyor/transmisions belts of rub	39	0	71	1
074016 Other articles of vulcanised rubber	3907	33	1094	9
110000 Textiles & Textile Articles	**951**	**8**		
115900 Impregnated, coated, covered textile fabrics etc.	**865**	**7**		
115910 Transmission/conveyor belts, of text mtrl	865	7		
116100 Articles of apparel & cloth accessories, knitted/crocheted	**85**	**1**		
116117 Other made up clothing accessories	85	1		
130000 Articles of Stone, Plaster, Cement, Asbestos, Mica or Similar Materials; Ceramic Products; Glass and Glassware			**181**	**1**
137000 Glass and glassware			**181**	**1**
137019 Glass fibres & articles;			181	1
150000 Base Metals & Articles of Base Metal	**2085**	**17**	**7898**	**65**
157300 Articles of Iron and Steel	**888**	**7**	**7132**	**58**
157309 Reservoirs, tanks, vats etc.			72	1
157311 Containers for compressed	47	0		
157318 Screws,bolts,nuts, etc.	693	6	2434	20
157320 Springs &leaves for springs	125	1	2	0
157326 Other articles of iron or steel	24	0	4623	38
157600 Aluminium and Articles Thereof			**451**	**4**
157615 Table, kitchen articles etc. of aluminium			451	4
158200 Tools, implements, cutlery, spoons and forks, of base metal; parts thereof of base metal	**1090**	**9**	**268**	**2**
158208 Knives & cutting blades	1090	9	268	2
158300 Miscellaneous articles of base metal	**107**	**1**	**47**	**0**
158301 Padlocks & locks, of base metal	19	0		
158302 Base metal mountings,fittings & articles etc.	84	1		
158307 Flexible tubing of base metal			47	0
158309 Stoppers, caps & lids of base metal	5	0		

Import payments by countries /commodities Table-3.2 (Contd.)
(Four digit level HS code)

(First two digit section, second two digit chapter and last two digit indicate four digit level commodities)

(Amount in thousand)

HS Code - Countries/Commodities	2024 - 2025		2025 - 2026	
	Amount (BDT)	Amount (USD)	Amount (BDT)	Amount (USD)
160000 Machinery and mechanical appliances; electrical equipment; parts thereof; soundrecorders and reproducers, television image and soundrecorders and reproducers; and parts and accessories of such articles	**52616**	**435**	**339292**	**2770**
168400 Nuclear reactors, boilers, machinery and mechanical appliances; parts thereof	**40257**	**333**	**325157**	**2655**
168409 Parts spark-ignition pistn engin	46	0	1469	12
168411 Turbo-jet turbo-propellers etc.	1034	8	23191	189
168412 Other engines and motors	567	5		
168414 Air/vacum pumps, gas compressors & fans	3349	28	22133	181
168419 Machinery, plant/ lab equipments etc.	355	3	16198	133
168421 Centrifuges, filtering machinery rtc.	7026	58	9698	79
168428 Other Lifting, handling, etc.machinery	2020	17		
168431 Parts suitable of machinery			86	1
168434 Milking mach & dairy machinery	1164	10		
168438 Machinery n.i.e			241643	1972
168443 Printing machinery			568	5
168448 Auxiliary mach for extrd, drw mch etc.	3250	28		
168451 Machinery for washing, cleaning etc.	1180	10	1366	11
168477 Machinery for working rubber/plastics	391	3		
168479 Mechanical appl indivial func. n.i.e	12209	100	3774	31
168481 Taps, cocks, valves & similar etc.	870	7	757	6
168482 Ball/ roller bearings	12	0	144	1
168483 Transmission shafts, crank, bearing etc.	6464	54	4130	34
168487 Machinery parts,not cont. elect. connectors	319	3		
168500 Electrical machinery and equipment and parts thereof; sound recorders and reproducers, television imageand sound recorders and reproducers and parts and accessories of such articles	**12359**	**102**	**14135**	**116**
168501 Electric motors and generator	340	3	2366	19
168504 Electric transformer, inductors etc.	461	4	3	0
168505 Electro-magnets;and articles	215	2		
168507 Electric accumulator;	4559	38	2192	18
168511 Electrical ignition equipment, etc.	609	5	555	5
168516 Electric storage water heater, etc.			104	1
168518 Microphones & stands therefor;	148	1		
168528 Monitors and projectors etc.	49	0		
168528 Monitors and projectors,not incorporating television reception apparatus;reception apparatus for television,whether or not incorporating radio broadcast receivers or sound or videorecording or reproducing apparatus			850	7
168531 Electrical sound/visual sig apts			1417	12
168532 Electrical capacitors, fixed,variable etc.	5113	42	5450	45
168536 Electrical apts for switching 1000 volts	597	5	641	5
168537 Boards, panels, consols, etc.	159	1		
168538 Parts: of electrical switching,apts.			126	1

Import payments by countries /commodities Table-3.2 (Contd.)
(Four digit level HS code)

(First two digit section, second two digit chapter and last two digit indicate four digit level commodities)

(Amount in thousand)

HS Code - Countries/Commodities	2024 - 2025		2025 - 2026	
	Amount (BDT)	Amount (USD)	Amount (BDT)	Amount (USD)
168543 Electrical machines & apts. n.i.e.			6	0
168544 Insulatd wire, cable etc.	104	1		
168545 Carbon electrodes, carbon brushes etc.	4	0		
168548 Electrical parts of machinery or apparatus, not specified or included elsewhere in th			425	3
170000 Vehicales, Aircraft, Vessels and Associated Transport Equipment	**413**	**3**	**137**	**1**
178700 Vehicles other than railway or tramway rollingstock, and parts and accessories thereof	**413**	**3**	**137**	**1**
178708 Parts,accessories, motor vehicles	413	3	137	1
180000 Optical, Photographic, Cinematographic, Measuring, Checking, Precision, Medical Orsurgical Instruments and Apparatus; Clocks and Watches; Musical Instruments; Parts and Accessories Thereof	**3983**	**33**	**46235**	**380**
189000 Optical, photographic, cinematographic, measuring, checking, precision, medical orsurgical instruments and apparatus; parts and accessories thereof	**3983**	**33**	**46235**	**380**
189018 Instruments in medical,surgical, etc.	3158	26	45939	377
189029 Revolution counters,taximeters etc.			149	1
189030 Oscilloscopes, spectrum analysers etc.,			114	1
189031 Measuring/checking instrument	826	7		
189032 Automatic regulating instru			34	0
Solomon Islands	**256965**	**2114**	**1128045**	**9231**
020000 Vegetable Products	**256965**	**2114**	**1116259**	**9135**
021200 Oil seeds and oleaginous fruits; miscellaneous grains; seeds and fruit; industrial or medicinal plants; straw and fodder	**256965**	**2114**	**1116259**	**9135**
021203 Copra	256965	2114	1116259	9135
150000 Base Metals & Articles of Base Metal			**11786**	**96**
157200 Iron and Steel			**11786**	**96**
157204 Ferrous waste & scrap			11786	96
South Africa	**21362195**	**177155**	**24381789**	**199386**
010000 Live Animals and Animal Products	**1255**	**10**	**8898**	**73**
010100 Live animals			**6515**	**53**
010106 Other live animals			6515	53
010400 Dairy produce; bird's eggs; natural honey; Edible products of animal origin, not elsewhere specified or included.	**1255**	**10**	**2383**	**19**
010401 Milk & cream, not containing sugar	1255	10	838	7
010406 Cheese and curd			1545	13
020000 Vegetable Products	**5990295**	**49719**	**7898521**	**64652**
020700 Edible vegetable and certain roots and tubers			**243**	**2**
020701 Potatoes, fresh or chilled			243	2
020800 Edible fruit nuts; peel of citrus fruit or melons	**5950204**	**49382**	**7874727**	**64458**
020805 Citrus fruits, fresh or dried	3313095	27636	5197795	42594
020808 Apples,pears & quinces, fresh	2635738	21734	2676932	21863
020809 Apricots, cherries, peachs, plums,fresh	1372	11		
020900 Coffee, tea, mate and spices	**2310**	**19**		

Import payments by countries /commodities Table-3.2 (Contd.)
(Four digit level HS code)

(First two digit section, second two digit chapter and last two digit indicate four digit level commodities)

(Amount in thousand)

HS Code - Countries/Commodities	2024 - 2025		2025 - 2026	
	Amount (BDT)	Amount (USD)	Amount (BDT)	Amount (USD)
020906 Cinnamon & cinnamon tree flowers	2249	19		
020908 Nutmeg,mace and cardamoms	61	1		
021000 Cereals	**4996**	**42**	**843**	**7**
021005 Maize (corn)	4996	42	843	7
021200 Oil seeds and oleaginous fruits; miscellaneous grains; seeds and fruit; industrial or medicinal plants; straw and fodder	**32785**	**276**	**22661**	**185**
021209 Seed,fruit & spores for sowing	32785	276	22658	185
021211 Plants & parts of plants for perfum/pharmacy			3	0
021300 Lac; Gums, Resins and other vegetable saps and extracts			**46**	**0**
021302 Vegetable saps and extracts;			46	0
030000 Animal or vegetable fats and oils and their cleavage products; prepared edible fats; animal or vegetable waxes	**101**	**1**	**420**	**3**
031500 Animal or vegetable fats and oils and their cleavage products; prepared edible fats; animal or vegetable waxes	**101**	**1**	**420**	**3**
031509 Olive oils & its fractons, not refined	101	1		
031513 Coconut, palm kernel oils, not refined			420	3
040000 Prepared foodstuffs; Beverages, Spirits and vineger; Tobacco and manufactured tobacco substitues	**40447**	**336**	**21105**	**173**
041700 Sugars and sugar confectionery			**2174**	**18**
041703 Molasses from extr/refining sugr			2174	18
042000 Preparations of vegetables, fruit, nuts or other parts of plants	**5582**	**46**	**2939**	**24**
042005 Other Veg. prep/presrv., not frozen	210	2		
042008 Fruit & nuts etc.,	1356	11	163	1
042009 Frut & vegetable juices	4016	33	2775	23
042100 Miscellaneous edible preparations	**3854**	**32**	**8683**	**71**
042103 Sauces and preparations thereof	3854	32	5611	46
042106 Food preparations n.e.s			3072	25
042200 Beverages, spirits and vinegar	**3444**	**28**	**1547**	**13**
042204 Wine of fresh grapes	3395	28	1485	12
042206 Other fermented beverages	32	0	51	0
042208 Undenaturd ethyl alcohol vol. 0%	17	0	11	0
042300 Residues and waste from the food industries; Prepared animal fodder	**8447**	**71**	**5761**	**47**
042309 Preparations of a kind used in animal feeding	8447	71	5761	47
042400 Tobacco and manufactured tobacco substitutes	**19120**	**159**		
042403 Other manufacture tobacco	19120	159		
050000 Mineral Products	**8332373**	**69025**	**10997112**	**89914**
052600 Ores, slag and ash	**1714372**	**14320**	**1115096**	**9112**
052602 Manganese ores & concentrates	1671820	13962	1089048	8899
052610 Chromium ores and concentrates	2300	19	1077	9
052614 Titanium ores and concentrates	40252	339	24971	203
052700 Mineral fuels, mineral oilsand products of their distillation bituminous substances; mineral waxes	**6618002**	**54705**	**9882016**	**80802**

Import payments by countries /commodities Table-3.2 (Contd.)
(Four digit level HS code)

(First two digit section, second two digit chapter and last two digit indicate four digit level commodities)

(Amount in thousand)

HS Code - Countries/Commodities	2024 - 2025		2025 - 2026	
	Amount (BDT)	Amount (USD)	Amount (BDT)	Amount (USD)
052701 Coal;briquettes ovoid etc.	6614917	54680	9846463	80512
052710 Petroleum oils and oils obtained from bituminous minerals,other than crude; preparations not elsewherespecified or included,containing by weight 70% or more of petroleum oils or of oils obtained from bituminous minerals,these oils being the basic constituents of the preparation;waste oils	2049	17	34186	279
052712 Petroleum jely;paraffin wax,etc	1035	9	1367	11
060000 Products of the Chemical or Allied Industries	**3616564**	**30001**	**4368359**	**35696**
062800 Inorganic chemicals; organic or inorganic compounds of precious metals, of rare-earth metals, of radioactive elements or of isotopes	**2629763**	**21824**	**2986613**	**24412**
062809 Diphosphorus pentaoxide; phosphoric acid	2221523	18440	2539729	20758
062833 Sulphate alums, peroxosulphate	340137	2820	376901	3082
062844 Radioactive chemical elements/isotops	68103	564	69983	572
062900 Organic chemicals	**592983**	**4911**	**1004076**	**8196**
062902 Cyclic hydrocarbons	2025	17		
062905 Acyclic alcohol/halogn sulpho,etc	145745	1206	116992	956
062909 Ether,ether alcohols, etc.	1290	11		
062914 Ketone & quinon etc.	365992	3030	277905	2272
062915 Saturated acyclice,monocarboxilic acid etc.	3634	30	562797	4589
062916 Unsaturated acyclic monocarboxylic acid etc.	74297	617	46382	380
063000 Pharmaceutical products	**71**	**1**		
063004 Medicament consist. mixed/unmixed,for therapeutic use	71	1		
063200 Tanning or dyeing extracts; Tannins and their derivatives; Dyes, pigments and other colouring matter; Paints and varnishes; Putty and other mastics; Inks	**365261**	**3030**	**335628**	**2745**
063201 Tanning extract of vegetable origin;	344749	2859	328325	2685
063202 Synthetic organic/ inorganic tanning subs.	8382	71		
063205 Colour lakes	12130	100	7303	60
063300 Essential oils & resinoids; Perfum, cosmetic or toilet preperations	**11174**	**92**	**300**	**2**
063304 Beauty/make-up/skin preparatin	8662	71		
063307 Pre-shave,shaving/after-shave	2512	21	300	2
063400 Soap, organic surf-active agents, lubricating etc.	**7328**	**61**	**8940**	**73**
063402 Organic surfac-active agents	7328	61	8940	73
063500 Albuminoidal substances; modified starches, glues, enzymes			**960**	**8**
063506 Prepared glues & other prep. adhesives			960	8
063800 Miscellaneous chemical products	**9984**	**83**	**31842**	**260**
063804 Residual lyes from mfg of wood pulp	2082	17	2506	20
063809 Finishing agents,dye carriers etc.	3625	30	7095	58
063814 Organic composites solvents & thinners	489	4	13858	113
063816 Refractory cements, mortars etc.			1882	15
063824 Prepared binders for foundry moulds;	3787	31	6502	53
070000 Plastics & Rubber Articles Thereof	**28115**	**233**	**8053**	**66**
073900 Plastics and articles thereof	**24363**	**202**	**8053**	**66**

Import payments by countries /commodities Table-3.2 (Contd.)
(Four digit level HS code)

(First two digit section, second two digit chapter and last two digit indicate four digit level commodities)

(Amount in thousand)

HS Code - Countries/Commodities	2024 - 2025		2025 - 2026	
	Amount (BDT)	Amount (USD)	Amount (BDT)	Amount (USD)
073901 Polymers of ethylene, in primary forms	2664	22		
073902 Polymers/ propylen/olefin in primary forms	19865	164		
073906 Acrylic polymers in primry forms	1162	10	4851	40
073915 Waste,parings & scrap or plastic			2488	20
073921 Other Plates, sheets etc. of plastics	673	6	689	6
073924 Tableware, kitchenware, of plastics			24	0
074000 Rubber and articles thereof	**3752**	**32**		
074002 Synthetic rub/factice deriv from oil	3752	32		
100000 Pulp of wood or of other fibrous cellulosic material; recovered (waste and scrap) paper or paperboard; paper and paperboard and articles thereof	**204534**	**1698**	**410632**	**3349**
104700 Pulp of wood or of other fibrous cellulosic meterial; Recovered (Waste and scrap) paper or paperboard	**35028**	**285**	**323561**	**2637**
104703 Chemical wood pulp, soda/sulphate	35028	285	323561	2637
104800 Paper and paperboard; articles of paper pulp, of paper or of paperboard	**169506**	**1413**	**87071**	**712**
104802 Uncoated paper and paper board			10198	84
104804 Uncoated craft paper & paperboard	112769	938	76873	629
104805 Other uncoated paper/paprboard	46795	392		
104810 Paper and paperboard,coated	9942	83		
110000 Textiles & Textile Articles	**673808**	**5608**	**194669**	**1594**
115200 Cotton	**664215**	**5529**	**189011**	**1547**
115201 Cotton not carded or combed	664215	5529	189011	1547
115300 Other vegetable textile fibres; paper yarn etc.	**5713**	**47**		
115305 Coconut, abaca,& other veg tex fibres	5713	47		
115600 Wadding, felt and nonwovens; special yarns etc.	**3880**	**32**		
115601 Wadding text mterials fibre & articles	3880	32		
115900 Impregnated, coated, covered textile fabrics etc.			**5658**	**46**
115902 Tyre cord fabrics			5658	46
150000 Base Metals & Articles of Base Metal	**168759**	**1401**	**16**	**0**
157300 Articles of Iron and Steel	**66**	**1**		
157304 Tubes, pipes etc. other than cast iron	63	1		
157326 Other articles of iron or steel	2	0		
157600 Aluminium and Articles Thereof	**130762**	**1090**		
157601 Unwrought aluminium	130762	1090		
157900 Zinc and articles thereof	**37932**	**311**		
157901 Unwrought zinc	37932	311		
158200 Tools, implements, cutlery, spoons and forks, of base metal; parts thereof of base metal			**16**	**0**
158205 Hand tools n.i.e			16	0
160000 Machinery & mechanical appliances; electrical equipment;	**686718**	**5723**	**149364**	**1218**
168500 Electrical machinery and equipment and parts	**686718**	**5723**	**149364**	**1218**
168526 Radar apts,radio remote,etc apts	686718	5723	149364	1218

Import payments by countries /commodities Table-3.2 (Contd.)
(Four digit level HS code)

(First two digit section, second two digit chapter and last two digit indicate four digit level commodities)

(Amount in thousand)

HS Code - Countries/Commodities	2024 - 2025		2025 - 2026	
	Amount (BDT)	Amount (USD)	Amount (BDT)	Amount (USD)
160000 Machinery and mechanical appliances; electrical equipment; parts thereof; soundrecorders and reproducers, television image and soundrecorders and reproducers; and parts and accessories of such articles	**106453**	**896**	**50716**	**415**
168400 Nuclear reactors, boilers, machinery and mechanical appliances; parts thereof	**104130**	**877**	**43362**	**355**
168409 Parts spark-ignition pistn engin	28	0		
168413 Pumps for liquids			117	1
168414 Air/vacum pumps, gas compressors & fans	812	7	1850	15
168421 Centrifuges, filtering machinery rtc.	224	2		
168428 Other Lifting, handling, etc.machinery	103005	868	10626	87
168445 Machine preparing txtile fibres			28867	236
168448 Auxiliary mach for extrd, drw mch etc.			11	0
168474 Machinery washing, crushing etc.			92	1
168477 Machinery for working rubber/plastics			1778	15
168479 Mechanical appl indivial func. n.i.e			20	0
168482 Ball/ roller bearings	54	0		
168483 Transmission shafts, crank, bearing etc.	6	0		
168500 Electrical machinery and equipment and parts thereof; sound recorders and reproducers, television imageand sound recorders and reproducers and parts and accessories of such articles	**2323**	**19**	**7353**	**60**
168518 Microphones & stands therefor;	974	8		
168523 Discs, tapes, smart cards etc.	5	0	199	2
168526 Radar apts,radio remote,etc apts			7155	58
168537 Boards, panels, consols, etc.	5	0		
168538 Parts: of electrical switching,apts.	4	0		
168542 Electronic, integrated circuits	1101	9		
168548 Electrical parts of machinery or apparatus, not specified or included elsewhere in th	234	2		
170000 Vehicales, Aircraft, Vessels and Associated Transport Equipment	**561517**	**4605**	**36186**	**296**
178700 Vehicles other than railway or tramway rollingstock, and parts and accessories thereof	**7180**	**58**	**36186**	**296**
178703 Motor cars and other motor vehicles principally designed for the transport of the persons(other than those of heading No. 87.02) including station wagons and racing cars	7180	58	36186	296
178800 Aircraft, spacecraft and parts thereof	**2012**	**17**		
178804 Parachutes,rotochutes & parts	2012	17		
178900 Ships, boats and floating structures	**552324**	**4530**		
178901 Cruise ships, excursion boats etc.	552324	4530		
180000 Optical, Photographic, Cinematographic, Measuring, Checking, Precision, Medical Orsurgical Instruments and Apparatus; Clocks and Watches; Musical Instruments; Parts and Accessories Thereof	**7376**	**60**	**5522**	**45**
189000 Optical, photographic, cinematographic, measuring, checking, precision, medical orsurgical instruments and apparatus; parts and accessories thereof	**7376**	**60**	**5522**	**45**
189018 Instruments in medical,surgical, etc.	78	1		

Import payments by countries /commodities Table-3.2 (Contd.)
(Four digit level HS code)

(First two digit section, second two digit chapter and last two digit indicate four digit level commodities)

(Amount in thousand)

HS Code - Countries/Commodities	2024 - 2025		2025 - 2026	
	Amount (BDT)	Amount (USD)	Amount (BDT)	Amount (USD)
189022 Appratus based on x-ray,alpha, etc.			1917	16
189026 Instruments, checking flow,level etc.	2170	18		
189027 Instruments, physical, chemical analysis etc.	695	6	1938	16
189031 Measuring/checking instrument			294	2
189032 Automatic regulating instru	4434	36	1373	11
190000 Arms and Ammunition; Parts and Accessories Thereof	**942305**	**7824**	**225673**	**1839**
199300 Arms and ammunition; parts and accessories thereof	**942305**	**7824**	**225673**	**1839**
199305 Parts of military weapons, revolver,etc	673075	5608	140503	1145
199306 Bombs, grenades, mines & parts	269231	2217	85170	694
200000 Miscellaneous Manufactured Articles	**1575**	**13**	**6542**	**54**
209600 Miscellaneous manufactured articles	**1575**	**13**	**6542**	**54**
209617 Vacuum flasks & others			254	2
209618 Tailors dummies & others	1575	13	6287	52
Spain	**17740637**	**146648**	**18961341**	**155015**
010000 Live Animals and Animal Products	**291647**	**2399**	**179939**	**1474**
010100 Live animals	**130510**	**1074**	**17876**	**147**
010105 Live poultry	130510	1074	17876	147
010300 Fish and crustaceans, molluscs and other aquatic invertebrates	**1036**	**9**	**564**	**5**
010302 Fish,fresh or chilled excld. fish fillets	232	2	378	3
010303 Fish frozen excld. fish fillet	792	7		
010307 Molluscs,live chil /fzn /dry etc.	12	0	186	2
010400 Dairy produce; bird's eggs; natural honey; Edible products of animal origin, not elsewhere specified or included.	**4794**	**40**	**1141**	**9**
010406 Cheese and curd	659	5	221	2
010407 Birds' eggs, in shell, fresh			920	8
010409 Natural honey	4135	34		
010500 Products of animal origin, not elsewhere specified orincluded	**155307**	**1276**	**160357**	**1313**
010505 Skin & other parts of birds	155307	1276	160357	1313
020000 Vegetable Products	**225035**	**1856**	**235646**	**1927**
020700 Edible vegetable and certain roots and tubers	**4434**	**37**		
020711 Vegetables provisionally preserved	4434	37		
020800 Edible fruit nuts; peel of citrus fruit or melons	**16249**	**135**	**13245**	**108**
020802 Other nuts, fresh/dried	8627	73	13245	108
020808 Apples,pears & quinces, fresh	7622	62		
020900 Coffee, tea, mate and spices	**33**	**0**	**88**	**1**
020910 Ginger saffron,turmric & other spices	33	0	88	1
021200 Oil seeds and oleaginous fruits; miscellaneous grains; seeds and fruit; industrial or medicinal plants; straw and fodder	**155424**	**1274**	**141530**	**1158**
021209 Seed,fruit & spores for sowing	7789	63	30938	254
021211 Plants & parts of plants for perfum/pharmacy	95	1	33	0
021212 Locut bean, seaweeds sugr bet/cane etc.	147540	1210	110559	904

Import payments by countries /commodities Table-3.2 (Contd.)
(Four digit level HS code)

(First two digit section, second two digit chapter and last two digit indicate four digit level commodities)

(Amount in thousand)

HS Code - Countries/Commodities	2024 - 2025		2025 - 2026	
	Amount (BDT)	Amount (USD)	Amount (BDT)	Amount (USD)
021300 Lac; Gums, Resins and other vegetable saps and extracts	**48896**	**409**	**80702**	**660**
021302 Vegetable saps and extracts;	48896	409	80702	660
021400 Vegetable plaiting meterails; Vegetable products not elsewhere specified or included			**81**	**1**
021404 Vegetable products n.e.s			81	1
030000 Animal or vegetable fats and oils and their cleavage products; prepared edible fats; animal or vegetable waxes	**346839**	**2874**	**403304**	**3301**
031500 Animal or vegetable fats and oils and their cleavage products; prepared edible fats; animal or vegetable waxes	**346839**	**2874**	**403304**	**3301**
031507 Soya-bean oils & its fractons, not refined	2776	24		
031508 Groundnut oils & its fractons, not refined	2008	17	566	5
031509 Olive oils & its fractons, not refined	236396	1957	370415	3031
031510 Other oils & its fractons, not refined	69717	576	7355	60
031511 Palm oils & its fractons, not refined			7280	60
031512 Sunflower,safflower/cotton seed oil, not refined	22609	189	13540	111
031513 Coconut, palm kernel oils, not refined			268	2
031515 Other fixed vegetable fats & oils, not refined	13060	109	3287	27
031516 Animal/vegetable fats & oils, not refined	274	2	593	5
040000 Prepared foodstuffs; Beverages, Spirits and vineger; Tobacco and manufactured tobacco substitues	**617633**	**5116**	**779038**	**6369**
041600 Preparations of meat, of fish or of crustaceans, molluscs or other aquatic invertebrates	**365**	**3**	**153**	**1**
041604 Prepared fish; caviar prepd. from fish eggs	365	3	153	1
041700 Sugars and sugar confectionery	**152**	**1**	**1489**	**12**
041702 Other sugar incl. lactos glucos	152	1	1489	12
041800 Cocoa and cocoa preparations	**52206**	**431**	**31165**	**255**
041806 Chocolate/food prep. Contain. Cocoa	52206	431	31165	255
041900 Preparations of cereals, flour, starch or milk; pastry cooks' products	**4008**	**33**	**3721**	**30**
041901 Malt extract;	1633	14	2836	23
041905 Bread,pastry,cakes,biscuits etc.	2375	20	884	7
042000 Preparations of vegetables, fruit, nuts or other parts of plants	**66386**	**553**	**53184**	**434**
042001 Vegetibles,fruit,nut & other edible part of plants	41	0	36	0
042002 Tomatoes prep/presrv n/vinegar	1160	10	866	7
042005 Other Veg. prep/presrv., not frozen	12019	100	7825	64
042006 Vegetables,fruit/nut etc. preserved by sugar	10851	89	8830	72
042007 Jams,fruit jellies etc.	3199	26	3974	32
042008 Fruit & nuts etc.,	2853	24	5492	45
042009 Frut & vegetable juices	36263	304	26161	214
042100 Miscellaneous edible preparations	**25570**	**212**	**25040**	**205**
042103 Sauces and preparations thereof	122	1	1177	10
042106 Food preparations n.e.s	25448	211	23862	195
042200 Beverages, spirits and vinegar	**11722**	**96**	**8422**	**69**
042202 Mineral & areated waters add. Sug			2255	18

Import payments by countries /commodities Table-3.2 (Contd.)
(Four digit level HS code)

(First two digit section, second two digit chapter and last two digit indicate four digit level commodities)

(Amount in thousand)

HS Code - Countries/Commodities	2024 - 2025		2025 - 2026	
	Amount (BDT)	Amount (USD)	Amount (BDT)	Amount (USD)
042203 Beer made from malt			23	0
042204 Wine of fresh grapes	4	0	2923	24
042207 Undenaturd ethyl alcohol vol. 80%+	8025	66	768	6
042208 Undenaturd ethyl alcohol vol. 0%	217	2	6	0
042209 Vinegar& subst from acitic acid	3476	29	2446	20
042300 Residues and waste from the food industries; Prepared animal fodder	**457224**	**3786**	**655865**	**5362**
042309 Preparations of a kind used in animal feeding	457224	3786	655865	5362
050000 Mineral Products	**92520**	**765**	**88887**	**727**
052500 Salt; sulphur; earths and stone; plastering materials, lime and cement	**54477**	**449**	**39539**	**324**
052506 Quartz other than natural sands			1842	15
052507 Kaolin and other kaolinic clays;	3703	30	24290	199
052508 Other clays;	43713	360	1009	8
052513 Pumice stone, emery etc.	4355	36	1100	9
052515 Marble,travertine, ecaussine stone etc.			560	5
052519 Natural magnesium carbonate & other	521	4		
052523 Portland cement	1396	12	4021	33
052525 Mica incl. splitting,mica waste			4454	36
052529 Feldspar,fluorspar, leucite; etc.	447	4	2263	18
052530 Mineral substancees n.e.s	342	3		
052700 Mineral fuels, mineral oilsand products of their distillation bituminous substances; mineral waxes	**38042**	**316**	**49348**	**404**
052707 Oils & other products of coal tar	323	3		
052710 Petroleum oils and oils obtained from bituminous minerals,other than crude; preparations not elsewherespecified or included,containing by weight 70% or more of petroleum oils or of oils obtained from bituminous minerals,these oils being the basic constituents of the preparation;waste oils	12321	102	19822	162
052710 Petroleum oils, refined	25399	211	29526	241
060000 Products of the Chemical or Allied Industries	**7121504**	**58969**	**7567183**	**61865**
062800 Inorganic chemicals; organic or inorganic compounds of precious metals, of rare-earth metals, of radioactive elements or of isotopes	**174287**	**1441**	**263545**	**2155**
062801 Fluorine, chlorine bromine & iodine.			41	0
062806 Hydrogen chloride, chlorosulphuric acid			768	6
062807 Sulphuric acid, oleum			98	1
062808 Nitric acid;sulphonitric acids	2745	22	221	2
062810 Oxides of boron; boric acids	561	5		
062811 Other inorganic acids, other inorganic oxygen			79	1
062814 Ammonia anhydrous or aqueous soln	66	1		
062815 Sodium or potasium hydroxide	244	2	315	3
062817 Zinc oxide; zinc peroxide			2114	17
062818 Artificial corundum, aluminium oxide/hydroxide	837	7	118	1
062821 Iron oxide & hydroxide	3396	28	4770	39

Import payments by countries /commodities Table-3.2 (Contd.)
(Four digit level HS code)

(First two digit section, second two digit chapter and last two digit indicate four digit level commodities)

(Amount in thousand)

HS Code - Countries/Commodities	2024 - 2025		2025 - 2026	
	Amount (BDT)	Amount (USD)	Amount (BDT)	Amount (USD)
062823 Titanium oxides	23	0		
062825 Hydrazine/hydroxylamine & salt etc.	23549	195	10302	84
062827 Chloride/bromide/iodides	39252	323	92438	755
062828 Hypochlorites chlorites	10916	91	23225	190
062829 Chlorat & perchlorat, bromates, iodates etc.	1118	9		
062831 Dithionites and sulphoxylates	13384	110	15328	125
062832 Sulphites; thiosulphates	865	7	38	0
062833 Sulphate alums, peroxosulphate	2001	17	11484	94
062834 Nitrites; nitrates			91	1
062835 Phosphinates, phosphonates	8590	71	13296	109
062836 Carbonates; peroxocarbonates	57788	478	80994	663
062837 Cyanides,cyanide oxides	27	0		
062840 Borates; peroxoborates	246	2	5928	48
062841 Salt of oxometalic or peroxometalic acids	287	2	1637	13
062842 Other salt of inorganic acids/peroxoacids	77	1		
062843 Colloidal precious metals, silver/gold compounds	6744	56		
062847 Hydrogen peroxide not solidified urea	842	7	225	2
062852 Inorganic or organic compounds of mercury	728	6		
062853 Phosphides, whether or not chemically defined, excluding ferrophosphorus;			37	0
062900 Organic chemicals	**1290069**	**10694**	**1505149**	**12309**
062901 Acyclic hydrocarbons	1462	12	1389	11
062902 Cyclic hydrocarbons	2543	21		
062903 Halogenated derivative of hydrocarbons	7046	58	80	1
062904 Sulphonated nitrated or nitrosated	6951	58	2061	17
062905 Acyclic alcohol/halogn sulpho,etc	59734	496	33074	270
062906 Cyclic alcohol	177611	1468	336796	2753
062907 Phenols;phenol-alcohols	321	3	467	4
062908 Halogenated, sulphonated etc.	33	0		
062909 Ether,ether alcohols, etc.	367	3	521	4
062912 Aldehydes	228438	1897	329795	2699
062914 Ketone & quinon etc.	3058	25	61	1
062915 Saturated acyclice,monocarboxilic acid etc.	117283	971	98007	802
062916 Unsaturated acyclic monocarboxylic acid etc.	1726	14	7002	57
062917 Polycarboxylic acids	29807	247	27393	223
062918 Carboxylic acids	29123	244	6349	52
062919 Phosphoric esters and their salts	2331	19	6292	51
062920 Ester of other inorganic acids	1302	11	2027	17
062921 Amine function compounds	23489	195	33646	276
062922 Oxygen-function amino-compound	146684	1214	139637	1142
062923 Qaternary ammonium salts etc.	5662	48	6578	54
062924 Carboxyamide amide- func. Comp.	15141	126	10204	83
062925 Carboxyimide imine-func. Comp.	384	3		
062926 Nitrile-function compounds	74243	617	39184	320
062927 Diazo, azo or azoxy-compounds	32	0	17	0

Import payments by countries /commodities Table-3.2 (Contd.)
(Four digit level HS code)

(First two digit section, second two digit chapter and last two digit indicate four digit level commodities)

(Amount in thousand)

HS Code - Countries/Commodities	2024 - 2025		2025 - 2026	
	Amount (BDT)	Amount (USD)	Amount (BDT)	Amount (USD)
062930 Organo-sulphur compounds	2860	24	405	3
062932 Heterocyclic compound w/oxygen	28971	241	30661	251
062933 Heterocyclic comp w/nitrogen	54109	447	65093	532
062934 Nucleic acids & their salts;	29452	245	61075	499
062935 Sulphonamidcs	1721	14	59375	486
062936 Provitamins & vitamins etc.	15029	124	24605	201
062937 Hormones, prostaglandins etc.	52179	430	48127	393
062938 Glycosides; and their salts;			227	2
062939 Alkaloids, natural or reproduced by synthesis and their salts, ethers, esters and other derivatives	1419	12		
062939 Vegetable alkaloids, & their salts;	3830	32	5096	42
062941 Antibiotics	131728	1093	74689	611
062942 Other organic compounds	33999	282	55217	451
063000 Pharmaceutical products	**326794**	**2701**	**825863**	**6741**
063001 Glands and other organs	24103	199	17046	139
063002 Humn & animal blood	175210	1445	649717	5304
063003 Medicament consist. two or more mixed,for therapeutic use			22615	185
063004 Medicament consist. mixed/unmixed,for therapeutic use	124211	1031	135352	1105
063005 Wadding ,gauze,bandages etc.	3270	27	1133	9
063100 Fertilisers	**2155**	**18**	**3176**	**26**
063102 Mineral or chemical fertilisers, nitrogenous	78	1		
063104 Mineralor chemical fertilzers, potassic	1811	15	84	1
063105 Mineralor chemical fertilizers cont. nitr,phos,potaas	265	2	3092	25
063200 Tanning or dyeing extracts; Tannins and their derivatives; Dyes, pigments and other colouring matter; Paints and varnishes; Putty and other mastics; Inks	**3064176**	**25367**	**2962025**	**24223**
063202 Synthetic organic/ inorganic tanning subs.	211383	1749	191311	1565
063204 Synthetic organic colouring matter	1017977	8432	826713	6760
063206 Other Colouring matter;	5277	43	27620	225
063207 Prepared pigments, opacifiers etc.	833510	6899	988775	8085
063208 Paints and varnishes;	10727	88		
063210 Other paint and varnishes use for finishing leather	26373	216	10087	82
063212 Pigments dispersed in non-aqueous	908	8	1890	16
063214 Glaziers putty,grafting putty etc.	1661	14	550	4
063215 Printing ink, writing draw/other ink	956361	7917	915079	7485
063300 Essential oils & resinoids; Perfum, cosmetic or toilet preperations	**60356**	**500**	**40762**	**333**
063301 Essential oils	5402	45	2493	20
063302 Mix of odoriferous substancees	36159	299	29806	244
063303 Perfumes and toilet waters	6480	54	3108	25
063304 Beauty/make-up/skin preparatin	11432	95	4800	39
063305 Preparations for use on the hair	649	5	181	1
063306 Preparations for oral/dental hygiene			182	1
063307 Pre-shave,shaving/after-shave	233	2	191	2

Import payments by countries /commodities Table-3.2 (Contd.)
(Four digit level HS code)

(First two digit section, second two digit chapter and last two digit indicate four digit level commodities)

(Amount in thousand)

HS Code - Countries/Commodities	2024 - 2025		2025 - 2026	
	Amount (BDT)	Amount (USD)	Amount (BDT)	Amount (USD)
063400 Soap, organic surf-active agents, lubricating etc.	**590650**	**4897**	**464704**	**3797**
063401 Soap;organic surfac-active prodts & preparations	3557	29	1992	16
063402 Organic surfac-active agents	510199	4229	359411	2936
063403 Lubricat preparations etc.	70629	586	87869	719
063404 Artificial wax & prepared wax	5450	45	12665	104
063405 Polish and cream for footwear, furniture etc.	817	7	2767	23
063500 Albuminoidal substances; modified starches, glues, enzymes	**191172**	**1583**	**201484**	**1647**
063502 Albumin, albuminate, albumin derivatives	7578	62		
063503 Gelatin & derivatives , isinglass, glues			940	8
063504 Peptones & derivatives, etc.	8792	73	17305	141
063505 Dextrins & other modified starches	2923	25	3554	29
063506 Prepared glues & other prep. adhesives	19344	161	39166	320
063507 Enzymes; prepared enzymes n.e.s	152535	1262	140519	1149
063800 Miscellaneous chemical products	**1421844**	**11769**	**1300476**	**10633**
063801 Artificial graphite, colloidal etc.			177	1
063808 Insecticides, rodenticides etc.	197095	1625	126871	1037
063809 Finishing agents,dye carriers etc.	910843	7549	800930	6547
063810 Pickling preparations for metal surfaces etc.			282	2
063811 Anti-knock prep, oxidation inhibitors etc.			9820	80
063812 Prepared rubber accelerators;compounds plasticisersfor rubber or plastics,notelsewhere specified or included;antioxidising preparations and other compound stabilisers for rubber or plastics	4121	34		
063814 Organic composites solvents & thinners	621	5	3025	25
063815 Reaction initiator & accelerators			9133	75
063816 Refractory cements, mortars etc.			19675	161
063819 Hydraulic brake fluids			1647	13
063820 Anti-freezing preparations	1570	13	13932	114
063821 Prepared culture media	13588	113	5127	42
063822 Diagnostic or laboratory reagents	129337	1071	196206	1605
063824 Prepared binders for foundry moulds;	164668	1358	113651	930
060000 Products of the chemical or allied industries	**863**	**7**	**315**	**3**
063400 Soap, organic surf-active agents, lubricating etc.	**863**	**7**	**315**	**3**
063402 Organic surfac-active agents	863	7	315	3
070000 Plastics & Rubber Articles Thereof	**407603**	**3382**	**510461**	**4171**
073900 Plastics and articles thereof	**388012**	**3220**	**492371**	**4024**
073901 Polymers of ethylene, in primary forms	72103	599	84208	687
073902 Polymers/ propylen/olefin in primary forms	1863	15		
073903 Polymers of styrenein in primary forms	2143	18		
073905 Polymers of vinyl acetate/ester in primary	798	7	3075	25
073906 Acrylic polymers in primry forms	217709	1807	225200	1841
073907 Polyacetals in primary forms	8917	74	1825	15
073908 Polyamides in primary forms	5539	46	3786	31
073909 Amino-resins, in primary forms	24004	200	78103	639

Import payments by countries /commodities Table-3.2 (Contd.)
(Four digit level HS code)

(First two digit section, second two digit chapter and last two digit indicate four digit level commodities)

(Amount in thousand)

HS Code - Countries/Commodities	2024 - 2025		2025 - 2026	
	Amount (BDT)	Amount (USD)	Amount (BDT)	Amount (USD)
073910 Silicons in primary forms	7894	66	306	3
073911 Petroleum resins, in primary forms	1302	11		
073912 Cellulose & chemical dertives in primary	9126	75	722	6
073917 Tube, pipe & hoses etc of plastics	15288	127	8537	70
073918 Floor coverings of plastics	1897	16	416	3
073919 Self-adhesive, plates, sheets etc of plastics	737	6	2099	17
073920 Other plates,sheets,etc of plastic, non-cellular	458	4		
073921 Other Plates, sheets etc. of plastics	2036	17	4565	37
073922 Baths,shower-baths, wash-basin etc.	106	1	84	1
073923 Artilces for the conveyance	4277	36	56302	459
073926 Other plastics & articles	11815	97	23143	189
074000 Rubber and articles thereof	**19591**	**162**	**18090**	**148**
074002 Synthetic rub/factice deriv from oil	299	2	241	2
074008 Plates, sheets etc. of vulcan rubber	1874	16	224	2
074009 Tubes pipes & hoses etc.	3619	30	1848	15
074010 Conveyor/transmisions belts of rub	3878	32	1862	15
074011 New pneumatic tyres, of rubber	853	7	6720	55
074015 Articles of apparel & clothing accessories etc.	76	1	29	0
074016 Other articles of vulcanised rubber	8993	74	7166	59
080000 Raw Hides and Skins, Leather and Articles Thereof; Saddlery and Harness; Travel Goods, Handbags nad Similar Containers; Articles of Animal Gut	**53110**	**439**	**192855**	**1576**
084100 Raw hides and skins and leather	**29156**	**241**	**147788**	**1207**
084104 Tanned or crust hides & skins of bovine	36	0	61623	503
084107 Leather further prepared aft tann,of bovine	26959	222	83124	679
084112 Leather fur prepared aft tann, of sheep/lamb	2161	18	2932	24
084113 Leatrer fur prepared aft tann, other animals			109	1
084200 Articles of leather; saddlery and harness, travel goods, handbags and similar containers; articles of animal gut	**23954**	**199**	**45067**	**369**
084202 Trunks, suit-case, vanity-case etc.			2524	21
084203 Articles/ composition of leather	23954	199	42543	348
090000 Wood and Articles of Wood; Wood Charcoal; Cork and Articles of Cork; Manufactures of Straw, of Esparto or Other Plaiting Materials; Basketware & Wickerwork	**10057**	**83**	**280**	**2**
094400 Wood and articles of wood; wood charcoal	**10057**	**83**	**280**	**2**
094407 Wood sawn/chipped lengthwise sliced etc.	3553	29		
094408 Sheets for veneering	3393	28		
094411 Fibreboard of wood			45	0
094412 Plywod veneered panels	190	2		
094415 Packing cases, boxes crates,etc. of wood	2921	24		
094418 Builders joinery & carpentry of wood			234	2
100000 Pulp of wood or of other fibrous cellulosic material; recovered (waste and scrap) paper or paperboard; paper and paperboard and articles thereof	**144407**	**1199**	**176849**	**1446**

Import payments by countries /commodities Table-3.2 (Contd.)
(Four digit level HS code)

(First two digit section, second two digit chapter and last two digit indicate four digit level commodities)

(Amount in thousand)

HS Code - Countries/Commodities	2024 - 2025		2025 - 2026	
	Amount (BDT)	Amount (USD)	Amount (BDT)	Amount (USD)
104700 Pulp of wood or of other fibrous cellulosic meterial; Recovered (Waste and scrap) paper or paperboard			**19470**	**159**
104707 Recovered paper/paperboard			19470	159
104800 Paper and paperboard; articles of paper pulp, of paper or of paperboard	**113239**	**941**	**127919**	**1046**
104802 Uncoated paper and paper board	11411	95	3820	31
104803 Toilet or facial tissue stock, towel/napkin etc.	14	0		
104804 Uncoated craft paper & paperboard			29968	246
104805 Other uncoated paper/paprboard	4414	37	2267	19
104810 Paper and paperboard,coated	3525	29	1423	12
104811 Paper, paperboard, cellulose wadding etc.	38266	318	16166	132
104813 Cigarette paper not cut to size	28571	239	43755	357
104814 Walpaper & similar wall coverings;	2	0		
104818 Toilet paper & similar paper etc.	392	3	400	3
104819 Cartons, boxes, cases, bags of paper	952	8	1111	9
104821 Paper/board labels of all kind	5582	46	3930	32
104821 Paper/board labels of all kind Whether or nor printed	658	5		
104823 Other paper/board cellulose wadding etc.	19452	159	25079	205
104900 Printed books, newspapers, pictures etc.	**31167**	**258**	**29460**	**241**
104907 Unused postage,revenue stamps etc	31080	258	29373	240
104911 Other printed mattrer	87	1	86	1
110000 Textiles & Textile Articles	**2240717**	**18400**	**1885696**	**15398**
115200 Cotton	**2171545**	**17825**	**1807677**	**14761**
115201 Cotton not carded or combed	2137357	17543	1773536	14481
115202 Cotton waste	33	0	1185	10
115206 Cotton yarn, less than 85% weg cotton	13264	109	9389	77
115208 Woven fabrics of cotton ,>= weg 85%+ , 200g/m.sq.	166	1	488	4
115209 Woven fabrics of cotton ,>= weg 85%+ , > 200g/m.sq.	4103	34		
115211 Woven fabrics of cotton ,> weg 85%+ , > 200g/m.sq.	16312	136	23078	188
115212 Other woven fabrics of cotton	309	3		
115400 Man-made filaments			**3556**	**29**
115407 Woven fabrics of synthetic filament yrn			2696	22
115408 Woven fabrics of art fila yrn			860	7
115500 Man-made staple fibres	**24538**	**203**		
115509 Yarn synthetic staple fibres	8919	74		
115512 Woven fabrics of synth stap fibres, cont > 85%	1171	10		
115513 Woven fabrics of synth stap fibres, weg 170 g/m.sq.	14259	118		
115516 Woven fabrics artificial staple fibres	190	2		
115600 Wadding, felt and nonwovens; special yarns etc.	**127**	**1**	**1672**	**14**
115601 Wadding text mterials fibre & articles	114	1	1665	14
115607 Twine, cordage, cbles etc.	13	0	8	0

Import payments by countries /commodities Table-3.2 (Contd.)
(Four digit level HS code)

(First two digit section, second two digit chapter and last two digit indicate four digit level commodities)

(Amount in thousand)

HS Code - Countries/Commodities	2024 - 2025		2025 - 2026	
	Amount (BDT)	Amount (USD)	Amount (BDT)	Amount (USD)
115800 Special woven fabrics; tufted text. Fabrics; lace; tapestries; trimmings; embroidery	**11926**	**99**	**25811**	**211**
115806 Narrow woven fabrics	3458	29	11151	91
115807 Labeles, badges & similar articles text	7802	65	13248	108
115808 Braids in the pieces etc.	545	5	699	6
115810 Embroidery in the piece, in strips	120	1	714	6
115900 Impregnated, coated, covered textile fabrics etc.	**13714**	**114**	**24435**	**200**
115902 Tyre cord fabrics	10535	88	22708	186
115903 Tex fabrics impregnated,coated etc	1769	14	1674	14
115911 Text products & artcles	1410	12	53	0
116000 Knitted or crocheted fabrics			**17116**	**140**
116004 Knitted or crochetd fabrics, exd.30 cm			706	6
116006 Other knitted or crochet fabrics			16410	134
116200 Articles of apparel & cloth accessories, not knitted/crocheted	**2649**	**22**	**4871**	**40**
116203 Men/boys suits, jakets etc			87	1
116217 Other made up cloth acesor & parts of garmt	2649	22	4785	39
116300 Other made up textile articles; sets; worn clothing and worn textile articles; rags	**16218**	**136**	**556**	**5**
116301 Blankets and traveling rugs	16218	136		
116302 Bed, table, toilet & kitchen linen			471	4
116307 Other made up articles incl dress patterns			85	1
120000 Footwear,Hradgear, Umbrellas, Sun Umbrellas, Walking Sticks, Seat-Sticks, Whips, Riding-Crops and Parts Thereof Etc	**6878**	**57**	**6612**	**54**
126400 Footwear, gaiters and the like; parts of such articles	**6878**	**57**	**6612**	**54**
126403 Footwear with soles of rubber, plastics etc.			9	0
126406 Parts of footwear	6878	57	6603	54
130000 Articles of Stone, Plaster, Cement, Asbestos, Mica or Similar Materials; Ceramic Products; Glass and Glassware	**66680**	**552**	**86303**	**706**
136800 Articles of stone, plaster, asbestos, mica etc.	**10147**	**84**	**12727**	**104**
136802 Worked monumental buildg stone etc.	5596	47	7997	65
136803 Worked slate & articlese of slate	1325	11	1463	12
136804 Millstone, grindstone, grinding wheel etc.	2175	18	629	5
136805 Natural/art abrasive powder/grain	18	0	2169	18
136806 Slag wool, rock wool etc.	1010	9		
136815 Articles of stone/other mineral lsubs	22	0	468	4
136900 Ceramic products	**55827**	**461**	**70969**	**581**
136902 Refractory bricks, blocks, tiles etc.	1236	10		
136904 Ceramic building bricks, flooring blocks etc.			28	0
136905 Roofing tiles, chimney-pots etc.			113	1
136907 Unglazed ceramic flags, wall tiles etc.	54062	447	70825	580
136910 Ceramic sinks, wash basins etc.	529	4	3	0
137000 Glass and glassware	**706**	**6**	**2607**	**21**
137002 Glass in balls,rods, unworked	38	0	325	3
137005 Float glass, polished glass, etc.	86	1		

Import payments by countries /commodities Table-3.2 (Contd.)
(Four digit level HS code)

(First two digit section, second two digit chapter and last two digit indicate four digit level commodities)

(Amount in thousand)

HS Code - Countries/Commodities	2024 - 2025		2025 - 2026	
	Amount (BDT)	Amount (USD)	Amount (BDT)	Amount (USD)
137007 Safety glass, laminated glass, etc.			8	0
137009 Glass mirrors, rear-view mirrors	24	0		
137010 Carboys, bottles, flasks, jar etc.			177	1
137016 Paving blocks, slabs, bricks, tiles etc.	445	4	620	5
137017 Lab,hygnic/pharmaceautical glassware	113	1	116	1
137018 Glass beads imitation pearls etc.			594	5
137019 Glass fibres & articles;			768	6
150000 Base Metals & Articles of Base Metal	**1394868**	**11531**	**745227**	**6101**
157200 Iron and Steel	**56657**	**471**	**40982**	**336**
157204 Ferrous waste & scrap	4582	37		
157208 Flat-rolled prodt, >= width 600 mm, hot-rolled	45412	378	25755	212
157209 Flat-rolled prodt, >= width 600 mm, cold-rolled	456	4		
157210 Flat-rolled prodt, >= width 600 mm, clad,plated	6120	52	13589	111
157216 Angles,shpes & sections of iron			1639	13
157217 Wire of iron or non-aloy steel	18	0		
157228 Other bars & rods, of other alloy steel	68	1		
157300 Articles of Iron and Steel	**43595**	**362**	**95587**	**781**
157304 Tubes, pipes etc. other than cast iron	1189	10	16188	132
157307 Tubes/ pipes fittings of iron / steel	1446	12	44423	364
157308 Structures & parts of structures	5543	45		
157309 Reservoirs, tanks, vats etc.	108	1	20219	165
157312 Stranded wire, ropes, cables etc.			889	7
157314 Wire,expanded metal of iron / steel			186	2
157315 Chain and parts, of iron/steel			33	0
157317 Nails,tacks,drawing pins etc.	26407	220	6576	54
157318 Screws,bolts,nuts, etc.	228	2	319	3
157320 Springs &leaves for springs	40	0	233	2
157321 Stoves, ranges,cookers etc.	48	0		
157324 Sanitary ware & parts, of iron/ steel	573	5	307	3
157325 Other cast articles,of iron or stl	314	3	2247	18
157326 Other articles of iron or steel	7698	63	3968	32
157400 Copper and Articles Thereof	**152**	**1**	**712**	**6**
157407 Copper bars,rods refined profiles			711	6
157418 Table, kitchen articlese, of copper	152	1		
157419 Other articles of copper			1	0
157600 Aluminium and Articles Thereof	**3311**	**27**	**2689**	**22**
157604 Aluminium bars, rods & profiles			0	0
157605 Aluminium wire	2841	24	1485	12
157610 Aluminium structures & parts	0	0		
157610 Aluminium,tube or pipe fittings (for example,couplings,elbows,sleeves)	302	2	1203	10
157616 Other aluminium articles	167	1		
157900 Zinc and articles thereof	**1281727**	**10591**	**596601**	**4885**
157901 Unwrought zinc	1281727	10591	596601	4885

Import payments by countries /commodities Table-3.2 (Contd.)
(Four digit level HS code)

(First two digit section, second two digit chapter and last two digit indicate four digit level commodities)

(Amount in thousand)

HS Code - Countries/Commodities	2024 - 2025		2025 - 2026	
	Amount (BDT)	Amount (USD)	Amount (BDT)	Amount (USD)
158200 Tools, implements, cutlery, spoons and forks, of base metal; parts thereof of base metal	**8632**	**72**	**7815**	**64**
158202 Hands saws, blades saws etc.	2127	17	1410	12
158203 Files, rasps, pliers, etc.	4	0		
158204 Hand-operated spanners & wrenches			895	7
158205 Hand tools n.i.e	4379	36		
158207 Interchangeable tools, for hand tools	1338	11	1740	14
158208 Knives & cutting blades	593	5	3771	31
158209 Plates, sticks, tips, like tools	170	1		
158211 Knives with cutting blades	20	0		
158300 Miscellaneous articles of base metal	**796**	**6**	**841**	**7**
158302 Base metal mountings,fittings & articles etc.			431	4
158307 Flexible tubing of base metal			226	2
158308 Clasps, frames, hooks etc.	796	6	128	1
158309 Stoppers, caps & lids of base metal			57	0
160000 Machinery & mechanical appliances; electrical equipment;	**119219**	**994**	**951**	**8**
168500 Electrical machinery and equipment and parts	**119219**	**994**	**951**	**8**
168526 Radar apts,radio remote,etc apts	119219	994	951	8
160000 Machinery and mechanical appliances; electrical equipment; parts thereof; soundrecorders and reproducers, television image and soundrecorders and reproducers; and parts and accessories of such articles	**3357031**	**27701**	**3273753**	**26758**
168400 Nuclear reactors, boilers, machinery and mechanical appliances; parts thereof	**2895889**	**23878**	**2622481**	**21429**
168409 Parts spark-ignition pistn engin	16332	136	7606	62
168411 Turbo-jet turbo-propellers etc.	430	4		
168412 Other engines and motors	27907	232	6663	54
168413 Pumps for liquids	69723	577	38295	314
168414 Air/vacum pumps, gas compressors & fans	5291	44	4472	37
168417 Industrial/lab furmaces & oven etc.	9702	81		
168418 Refrigerators,freezers & othr	1601	13	4518	37
168419 Machinery, plant/ lab equipments etc.	87367	729	50152	409
168420 Calendering/other roling machines			807	7
168421 Centrifuges, filtering machinery rtc.	21046	173	11196	91
168422 Dish washing machines, etc.	48356	401	81258	667
168423 Weighing machinery, etc.			1562	13
168424 Mechanical appliances & the like	3070	26	7503	61
168424 Steam or sand blasting machines and similar projecting machines			95	1
168425 Pulley tackle & hoists etc.	104735	866	2285	19
168426 Ships' derricks; cranes etc.			11472	94
168428 Other Lifting, handling, etc.machinery	143694	1182	89840	736
168431 Parts suitable of machinery	360	3	14512	118
168436 Other agri, horti, poltry-kep machinery	105747	870	74104	604
168437 Machines cleaning, sorting/grading seed etc.			1669	14
168438 Machinery n.i.e	8201	69	3282	27

Import payments by countries /commodities Table-3.2 (Contd.)
(Four digit level HS code)

(First two digit section, second two digit chapter and last two digit indicate four digit level commodities)

(Amount in thousand)

HS Code - Countries/Commodities	2024 - 2025		2025 - 2026	
	Amount (BDT)	Amount (USD)	Amount (BDT)	Amount (USD)
168439 Machinery making pulp/paper/board	61451	500	65914	540
168442 Machinery,apparatus,& equpment	977	8		
168443 Printing machinery	44845	371	51795	424
168445 Machine preparing txtile fibres	2779	23	10987	90
168446 Weaving machines(looms)	24075	196		
168447 Knitting machines stitch-bonding etc.	8805	73		
168448 Auxiliary mach for extrd, drw mch etc.	190552	1571	84153	689
168450 Household/laundry-type washing mach	20231	166	857	7
168451 Machinery for washing, cleaning etc.	262230	2153	127874	1047
168452 Sewing machines, n/book sewng mach			999	8
168453 Machinery, preparing, tanning etc.			57	0
168455 Metal rollng mills and rolls thereof	120	1	120702	987
168456 Machine-tools for working any material by removal of material,by laser or other light or photon beam,ultra-sonic,electro-discharge,electro-chemical,electron beam or plasmaarc process;water-jet cutting machines	1178307	9731	1317639	10764
168456 Machine-tools for working material	2448	20		
168462 Machine-tools forging, hammering etc.	1976	16		
168464 Machine-tools working stone, ceramic etc.	272	2		
168466 Parts & accessories for machine-tools	18068	151	12225	100
168467 Tools for working in the hand etc.	883	7		
168471 Automatic data processing machines etc.	3663	30	2500	20
168473 Parts & accessories of office machineries			31	0
168474 Machinery washing, crushing etc.	12728	107	13804	113
168475 Machines for assembling elect. lamps etc.	50201	410		
168477 Machinery for working rubber/plastics	139822	1143	336154	2741
168479 Mechanical appl indivial func. n.i.e	139373	1143	15171	124
168480 Moulding boxes for metal foundry etc.	1119	9		
168481 Taps, cocks, valves & similar etc.	25257	210	27437	224
168482 Ball/ roller bearings	32189	264	2218	18
168483 Transmission shafts, crank, bearing etc.	5948	49	12870	105
168484 Gaskets & similar joints of metal sheeting etc.	1069	9	1617	13
168487 Machinery parts,not cont. elect. connectors	12938	106	6185	50
168500 Electrical machinery and equipment and parts thereof; sound recorders and reproducers, television imageand sound recorders and reproducers and parts and accessories of such articles	**461142**	**3824**	**651272**	**5329**
168501 Electric motors and generator	8073	67	7055	58
168502 Electric generating sets, rotary converters	23615	199	220606	1803
168503 Parts electric motor,gen. Set	23379	195		
168504 Electric transformer, inductors etc.	10859	90	69205	566
168505 Electro-magnets;and articles	19	0	811	7
168507 Electric accumulator;	630	5	2	0
168511 Electrical ignition equipment, etc.			1728	14
168512 Electrical lighting/signaling equipment,etc	738	6	427	3

Import payments by countries /commodities Table-3.2 (Contd.)
(Four digit level HS code)

(First two digit section, second two digit chapter and last two digit indicate four digit level commodities)

(Amount in thousand)

HS Code - Countries/Commodities	2024 - 2025		2025 - 2026	
	Amount (BDT)	Amount (USD)	Amount (BDT)	Amount (USD)
168513 Portable electric lamps, dry batteries	7996	68		
168514 Industrial/lab electric furnaces, ovens, etc.	561	5	9	0
168515 Electric laser/photon beam , etc.			2434	20
168516 Electric storage water heater, etc.	504	4	75	1
168517 Telephone sets , other apparatus etc.	1694	14	205199	1682
168518 Microphones & stands therefor;	552	5	5876	48
168523 Discs, tapes, smart cards etc.	7274	60	11597	95
168524 Flat panel display module			36	0
168525 Transmission appart radio-tel, etc.			45170	371
168527 Reception apts for radio broadcasting			91	1
168528 Monitors and projectors etc.	494	4	654	5
168528 Monitors and projectors,not incorporating television reception apparatus;reception apparatus for television,whether or not incorporating radio broadcast receivers or sound or videorecording or reproducing apparatus			454	4
168531 Electrical sound/visual sig apts	260699	2163	35913	294
168532 Electrical capacitors, fixed,variable etc.	19142	157	1658	14
168533 Electrical resistors, not heating	254	2		
168534 Printed circuits			115	1
168535 Electrical apts for switching > 1000 volts	14237	117	1063	9
168536 Electrical apparatus for switching or protecting electrical circuits,or for making connections to or in electrical circuits for a voltage notexceeding 1,000 volts; connectors for optical fibres,optical fibres,optical fibre bundles or cables	851	7	160	1
168536 Electrical apts for switching 1000 volts	3937	33	16297	133
168537 Boards, panels, consols, etc.	62160	512	14218	116
168538 Parts: of electrical switching,apts.	4592	38	6620	54
168539 Electric filament/discharge lamps	1472	12	10	0
168539 Electrical apparatus for switching or protecting electrical circuits,or for making connections to or in electrical circuits for a voltage notexceeding 1,000 volts; connectors for optical fibres,optical fibres,optical fibre bundles or cables	2	0	3	0
168540 Thermionic,cold cathode valves etc.			3	0
168541 Diodes, transistors, semi-conductor etc.	1617	13	2259	19
168542 Electronic, integrated circuits	174	1	57	0
168543 Electrical machines & apts. n.i.e.	3406	28	804	7
168544 Insulatd wire, cable etc.	2210	18	444	4
168545 Carbon electrodes, carbon brushes etc.			219	2
170000 Vehicales, Aircraft, Vessels and Associated Transport Equipment	**408540**	**3428**	**2267768**	**18540**
178600 Railway or tramway locomotives, rollingstock and parts thereof; railway or tramway track fixtures and fittings and parts thereof; mechanical (including electromechanical) trafficsignalling equipment of all kinds			**322**	**3**
178607 Parts of railway or tramway locomotives			322	3
178700 Vehicles other than railway or tramway rollingstock, and parts and accessories thereof	**116878**	**971**	**409**	**3**

Import payments by countries /commodities Table-3.2 (Contd.)
(Four digit level HS code)

(First two digit section, second two digit chapter and last two digit indicate four digit level commodities)

(Amount in thousand)

HS Code - Countries/Commodities	2024 - 2025		2025 - 2026	
	Amount (BDT)	Amount (USD)	Amount (BDT)	Amount (USD)
178704 Motor vehicles for goods transport	4640	39		
178705 Special purpose motor vehicles	40608	338		
178708 Parts,accessories, motor vehicles	71509	593	409	3
178709 Works truck,self-propelled	121	1		
178800 Aircraft, spacecraft and parts thereof	**274093**	**2309**		
178802 Other aircraft, helicopters etc.	274093	2309		
178900 Ships, boats and floating structures	**17569**	**149**	**2267037**	**18534**
178903 Yachts & other vessels	7640	64		
178907 Other floating structure	9929	84		
178908 Vessels & other,breaking up			2267037	18534
180000 Optical, Photographic, Cinematographic, Measuring, Checking, Precision, Medical Orsurgical Instruments and Apparatus; Clocks and Watches; Musical Instruments; Parts and Accessories Thereof	**164637**	**1355**	**151474**	**1238**
189000 Optical, photographic, cinematographic, measuring, checking, precision, medical orsurgical instruments and apparatus; parts and accessories thereof	**163483**	**1345**	**151474**	**1238**
189001 Optical fibres etc	2727	22	1181	10
189002 Lenses, prisims, mirrors etc.	234	2	165	1
189011 Compound optical microscopes	7	0		
189013 Liquid crystal devices	534	4		
189017 Drawing, marking-out etc. inst.	18867	156	22645	185
189018 Instruments in medical,surgical, etc.	32663	270	70055	573
189022 Appratus based on x-ray,alpha, etc.	25041	205	31916	261
189023 Instruments demonstrationl purposes	856	7	5369	44
189024 Machines, hardness,strength test etc.	12857	107	47	0
189025 Hydrometers,thermometers etc.	216	2	2110	17
189026 Instruments, checking flow,level etc.	541	5	303	2
189027 Instruments, physical, chemical analysis etc.	21870	180	5536	45
189028 Gas,liquid, electricty meters	29831	243		
189029 Revolution counters,taximeters etc.	2446	20		
189030 Oscilloscopes, spectrum analysers etc.,	872	7	1709	14
189031 Measuring/checking instrument	810	7	1765	14
189032 Automatic regulating instru	8190	68	7361	60
189033 Parts & accessories n.i.s	4922	40	1312	11
189100 Clocks and watches and parts thereof	**1154**	**9**		
189102 Wrist, pocket, watch,other than 90.01	1154	9		
180000 Optical, photographic, clocks, musical instruments etc.	**2049**	**17**	**4891**	**40**
189000 Optical, photographic, etc.	**2049**	**17**	**4891**	**40**
189013 Liquid crystal devices	2049	17	4891	40
190000 Arms and Ammunition; Parts and Accessories Thereof	**583601**	**4825**	**354504**	**2906**
199300 Arms and ammunition; parts and accessories thereof	**583601**	**4825**	**354504**	**2906**
199301 Military weapons	350120	2870	117459	963
199305 Parts of military weapons, revolver,etc	106311	895		
199306 Bombs, grenades, mines & parts	127170	1060	237045	1944

Import payments by countries /commodities Table-3.2 (Contd.)
(Four digit level HS code)

(First two digit section, second two digit chapter and last two digit indicate four digit level commodities)

(Amount in thousand)

HS Code - Countries/Commodities	2024 - 2025		2025 - 2026	
	Amount (BDT)	Amount (USD)	Amount (BDT)	Amount (USD)
200000 Miscellaneous Manufactured Articles	**85199**	**700**	**49406**	**404**
209400 Furniture; bedding, mattresses, mattress supports, cushions and similar stuffed furnishings; lamps and light fittings, not elsewhere specified or included; illuminated signs, illuminatednameplates and the like; prefabricated buildings	**31740**	**261**	**3085**	**25**
209401 Seats and parts			120	1
209403 Other furniture & parts	328	3	1966	16
209404 Mattress supports;	12	0		
209405 Lamps and lighting fittings & parts	31034	255	999	8
209406 Prefabricated buildings	365	3		
209600 Miscellaneous manufactured articles	**53459**	**440**	**46321**	**379**
209603 Brooms, brushes, etc.	76	1	183	2
209604 Hand sieves and hand riddles	62	1		
209606 Buttons, press/snap-fasteners, etc	43051	354	27280	223
209607 Slide fasteners and parts	660	5	2696	22
209612 Typewriter ribbons,inked, etc.	9610	79	9249	76
209613 Cigarette lighter & parts			6912	56
Sri Lanka	**9262916**	**76644**	**10253376**	**83850**
010000 Live Animals and Animal Products	**65983**	**544**	**20633**	**169**
010100 Live animals	**65822**	**542**	**20597**	**169**
010105 Live poultry	65822	542	20597	169
010300 Fish and crustaceans, molluscs and other aquatic invertebrates	**37**	**0**	**37**	**0**
010301 Live fish	37	0	37	0
010400 Dairy produce; bird's eggs; natural honey; Edible products of animal origin, not elsewhere specified or included.	**124**	**1**		
010402 Milk & cream, containing sugar	124	1		
020000 Vegetable Products	**272051**	**2260**	**313749**	**2566**
020800 Edible fruit nuts; peel of citrus fruit or melons	**6859**	**57**	**1423**	**12**
020801 Coconuts, brazil nuts and cashew nuts	6859	57	1379	11
020810 Other fruit ,fresh			34	0
020813 Fruit,dried other not coconut etc.			5	0
020814 Peel of ctrus fruit/melon frsh/fzn			5	0
020900 Coffee, tea, mate and spices	**240650**	**2000**	**300019**	**2453**
020902 Tea	1992	17	1526	13
020904 Pepper dried/crushed/ground			153	1
020905 Vanilla			23	0
020906 Cinnamon & cinnamon tree flowers			13	0
020908 Nutmeg,mace and cardamoms	238657	1983	298297	2439
020910 Ginger saffron,turmric & other spices			6	0
021000 Cereals			**9891**	**81**
021004 Oats			9891	81
021100 Products of the milling industry; Malt; Starces; Inulin; Eheat gluten	**1627**	**13**		
021104 Cereal grains otherwise worked	1627	13		

Import payments by countries /commodities Table-3.2 (Contd.)
(Four digit level HS code)

(First two digit section, second two digit chapter and last two digit indicate four digit level commodities)

(Amount in thousand)

HS Code - Countries/Commodities	2024 - 2025		2025 - 2026	
	Amount (BDT)	Amount (USD)	Amount (BDT)	Amount (USD)
021200 Oil seeds and oleaginous fruits; miscellaneous grains; seeds and fruit; industrial or medicinal plants; straw and fodder			**218**	**2**
021209 Seed,fruit & spores for sowing			152	1
021211 Plants & parts of plants for perfum/pharmacy			66	1
021300 Lac; Gums, Resins and other vegetable saps and extracts	**22916**	**189**	**2198**	**18**
021302 Vegetable saps and extracts;	22916	189	2198	18
030000 Animal or vegetable fats and oils and their cleavage products; prepared edible fats; animal or vegetable waxes	**7958**	**66**	**13448**	**110**
031500 Animal or vegetable fats and oils and their cleavage products; prepared edible fats; animal or vegetable waxes	**7958**	**66**	**13448**	**110**
031509 Olive oils & its fractons, not refined			147	1
031513 Coconut, palm kernel oils, not refined	7958	66	13301	109
040000 Prepared foodstuffs; Beverages, Spirits and vineger; Tobacco and manufactured tobacco substitues	**505206**	**4171**	**659295**	**5388**
041700 Sugars and sugar confectionery	**24**	**0**	**35**	**0**
041701 Cane or beet sugar,in solid form	24	0	35	0
041800 Cocoa and cocoa preparations	**4562**	**38**	**5695**	**47**
041801 Cocoa beans, broken, raw or roasted	766	6	18	0
041806 Chocolate/food prep. Contain. Cocoa	3795	32	5678	46
041900 Preparations of cereals, flour, starch or milk; pastry cooks' products	**13918**	**116**	**27496**	**225**
041901 Malt extract;	6742	56	10241	84
041904 Prepared foods obtained,cereal products,	7176	60	17256	141
042000 Preparations of vegetables, fruit, nuts or other parts of plants	**15355**	**127**	**9563**	**78**
042008 Fruit & nuts etc.,	898	8	479	4
042009 Frut & vegetable juices	14457	119	9084	74
042100 Miscellaneous edible preparations	**18116**	**150**	**26657**	**218**
042101 Extracts,essences of coffee,tea etc.	350	3		
042106 Food preparations n.e.s	17766	147	26657	218
042200 Beverages, spirits and vinegar	**268**	**2**	**43**	**0**
042209 Vinegar& subst from acitic acid	268	2	43	0
042300 Residues and waste from the food industries; Prepared animal fodder	**452964**	**3738**	**589805**	**4820**
042302 Bran sharps and othere residues			39186	320
042309 Preparations of a kind used in animal feeding	452964	3738	550619	4500
050000 Mineral Products	**158040**	**1293**	**308802**	**2523**
052700 Mineral fuels, mineral oilsand products of their distillation bituminous substances; mineral waxes	**158040**	**1293**	**308802**	**2523**
052710 Petroleum oils and oils obtained from bituminous minerals,other than crude; preparations not elsewherespecified or included,containing by weight 70% or more of petroleum oils or of oils obtained from bituminous minerals,these oils being the basic constituents of the preparation;waste oils	2529	21	1047	9
052710 Petroleum oils, refined	155511	1272	307755	2514
060000 Products of the Chemical or Allied Industries	**1524249**	**12613**	**1493864**	**12215**

Import payments by countries /commodities Table-3.2 (Contd.)
(Four digit level HS code)

(First two digit section, second two digit chapter and last two digit indicate four digit level commodities)

(Amount in thousand)

HS Code - Countries/Commodities	2024 - 2025		2025 - 2026	
	Amount (BDT)	Amount (USD)	Amount (BDT)	Amount (USD)
062800 Inorganic chemicals; organic or inorganic compounds of precious metals, of rare-earth metals, of radioactive elements or of isotopes	**67971**	**562**	**67205**	**550**
062811 Other inorganic acids, other inorganic oxygen			1751	14
062817 Zinc oxide; zinc peroxide			3434	28
062825 Hydrazine/hydroxylamine & salt etc.	45540	377	39506	323
062829 Chlorat & perchlorat, bromates, iodates etc.	5912	49	12735	104
062832 Sulphites; thiosulphates	16155	133	9779	80
062836 Carbonates; peroxocarbonates	365	3		
062900 Organic chemicals	**5356**	**44**	**74**	**1**
062915 Saturated acyclice,monocarboxilic acid etc.	5089	42		
062917 Polycarboxylic acids			34	0
062923 Qaternary ammonium salts etc.	53	0		
062939 Vegetable alkaloids, & their salts;			40	0
062942 Other organic compounds	214	2		
063200 Tanning or dyeing extracts; Tannins and their derivatives; Dyes, pigments and other colouring matter; Paints and varnishes; Putty and other mastics; Inks	**56220**	**465**	**44491**	**364**
063202 Synthetic organic/ inorganic tanning subs.			677	6
063204 Synthetic organic colouring matter	41702	346	27032	222
063206 Other Colouring matter;	12830	105	11323	92
063207 Prepared pigments, opacifiers etc.	0	0		
063208 Paints and varnishes;			122	1
063209 Other paints and varnishes ;			3938	32
063212 Pigments dispersed in non-aqueous	866	7	488	4
063214 Glaziers putty,grafting putty etc.	214	2		
063215 Printing ink, writing draw/other ink	609	5	911	7
063300 Essential oils & resinoids; Perfum, cosmetic or toilet preperations	**55291**	**460**	**82694**	**677**
063301 Essential oils	5371	44	11	0
063302 Mix of odoriferous substancees	49920	416	82504	675
063305 Preparations for use on the hair			179	1
063400 Soap, organic surf-active agents, lubricating etc.	**436290**	**3613**	**342710**	**2802**
063401 Soap;organic surfac-active prodts & preparations	3193	26	3682	30
063402 Organic surfac-active agents	399056	3304	301121	2462
063403 Lubricat preparations etc.	34041	282	37906	310
063500 Albuminoidal substances; modified starches, glues, enzymes	**367958**	**3044**	**365998**	**2992**
063505 Dextrins & other modified starches	54525	451	74660	610
063506 Prepared glues & other prep. adhesives	236	2	908	7
063507 Enzymes; prepared enzymes n.e.s	313197	2591	290429	2375
063700 Photographic or cinematographic goods	**673**	**6**	**4086**	**33**
063701 Photographic plates & film flat etc.	673	6		
063707 Chemical prep. for photographic use			4086	33
063800 Miscellaneous chemical products	**534489**	**4420**	**586606**	**4796**

Import payments by countries /commodities Table-3.2 (Contd.)
(Four digit level HS code)

(First two digit section, second two digit chapter and last two digit indicate four digit level commodities)

(Amount in thousand)

HS Code - Countries/Commodities	2024 - 2025		2025 - 2026	
	Amount (BDT)	Amount (USD)	Amount (BDT)	Amount (USD)
063809 Finishing agents,dye carriers etc.	474150	3921	510673	4175
063814 Organic composites solvents & thinners	43	0	12	0
063815 Reaction initiator & accelerators	341	3		
063819 Hydraulic brake fluids	3334	27	9666	79
063820 Anti-freezing preparations	37639	312	45721	374
063822 Diagnostic or laboratory reagents			344	3
063824 Prepared binders for foundry moulds;	18983	157	20190	165
070000 Plastics & Rubber Articles Thereof	**624100**	**5165**	**483609**	**3954**
073900 Plastics and articles thereof	**495856**	**4104**	**332134**	**2715**
073901 Polymers of ethylene, in primary forms	198	2		
073902 Polymers/ propylen/olefin in primary forms	994	8		
073905 Polymers of vinyl acetate/ester in primary	12159	101	4724	39
073906 Acrylic polymers in primry forms	7876	65	8056	66
073907 Polyacetals in primary forms			3938	32
073909 Amino-resins, in primary forms	3070	25		
073910 Silicons in primary forms	28519	235	48030	393
073911 Petroleum resins, in primary forms	858	7		
073912 Cellulose & chemical dertives in primary	983	8		
073917 Tube, pipe & hoses etc of plastics	260	2	366	3
073919 Self-adhesive, plates, sheets etc of plastics	18947	156	11110	91
073920 Other plates,sheets,etc of plastic, non-cellular	25625	213	44381	363
073921 Other Plates, sheets etc. of plastics	50675	420	56659	463
073923 Artilces for the conveyance	229425	1898	49803	406
073924 Tableware, kitchenware, of plastics			62	1
073926 Other plastics & articles	116266	963	105005	859
074000 Rubber and articles thereof	**128244**	**1061**	**151475**	**1239**
074001 Natural rubber, balata etc.			7604	62
074002 Synthetic rub/factice deriv from oil	6577	55	250	2
074008 Plates, sheets etc. of vulcan rubber	1693	14	1089	9
074009 Tubes pipes & hoses etc.	3859	32		
074010 Conveyor/transmisions belts of rub	32	0		
074011 New pneumatic tyres, of rubber	13944	114	6921	57
074011 New pneumatic tyres,of rubber	18764	154	910	7
074012 Retreaded/use pneumatic tyres	38139	315	61682	504
074013 Inner tubes, of rubber	2036	17	15749	129
074015 Articles of apparel & clothing accessories etc.	38788	322	31786	260
074016 Other articles of vulcanised rubber	4411	37	25484	209
080000 Raw Hides and Skins, Leather and Articles Thereof; Saddlery and Harness; Travel Goods, Handbags nad Similar Containers; Articles of Animal Gut	**1488**	**13**	**1217**	**10**
084200 Articles of leather; saddlery and harness, travel goods, handbags and similar containers; articles of animal gut	**1488**	**13**	**1217**	**10**
084203 Articles/ composition of leather	1488	13	1217	10

Import payments by countries /commodities Table-3.2 (Contd.)
(Four digit level HS code)

(First two digit section, second two digit chapter and last two digit indicate four digit level commodities)

(Amount in thousand)

HS Code - Countries/Commodities	2024 - 2025		2025 - 2026	
	Amount (BDT)	Amount (USD)	Amount (BDT)	Amount (USD)
090000 Wood and Articles of Wood; Wood Charcoal; Cork and Articles of Cork; Manufactures of Straw, of Esparto or Other Plaiting Materials; Basketware & Wickerwork	**2581**	**21**	**769**	**6**
094400 Wood and articles of wood; wood charcoal	**2581**	**21**	**769**	**6**
094407 Wood sawn/chipped lengthwise sliced etc.	1786	15	585	5
094410 Particles & similar board	795	7		
094417 Tools,tool bodies,etc of wood			0	0
094418 Builders joinery & carpentry of wood			184	1
100000 Pulp of wood or of other fibrous cellulosic material; recovered (waste and scrap) paper or paperboard; paper and paperboard and articles thereof	**1349553**	**11182**	**1454887**	**11895**
104700 Pulp of wood or of other fibrous cellulosic meterial; Recovered (Waste and scrap) paper or paperboard	**11216**	**95**	**57285**	**468**
104707 Recovered paper/paperboard	11216	95	57285	468
104800 Paper and paperboard; articles of paper pulp, of paper or of paperboard	**1337897**	**11083**	**1394505**	**11401**
104802 Uncoated paper and paper board			2025	17
104803 Toilet or facial tissue stock, towel/napkin etc.			7	0
104804 Uncoated craft paper & paperboard	92789	770	155160	1268
104805 Other uncoated paper/paprboard	593854	4919	568463	4647
104808 Paper & paprboard, corrugated, creped,etc.	54467	447	19315	158
104810 Paper and paperboard,coated	24784	205	18805	154
104811 Paper, paperboard, cellulose wadding etc.	19650	162	12360	101
104818 Toilet paper & similar paper etc.	1844	15	1708	14
104819 Cartons, boxes, cases, bags of paper	382531	3170	348671	2852
104821 Paper/board labels of all kind	76557	638	154237	1261
104821 Paper/board labels of all kind Whether or nor printed	50318	418	95119	777
104823 Other paper/board cellulose wadding etc.	41103	339	18634	153
104900 Printed books, newspapers, pictures etc.	**440**	**4**	**3097**	**25**
104908 Transfers (decalcomanias)	317	3	3097	25
104911 Other printed mattrer	124	1		
110000 Textiles & Textile Articles	**3403677**	**28191**	**4401770**	**35997**
115200 Cotton	**12097**	**99**	**22598**	**185**
115205 Cotton yarn , cont 85%+ weg cotton	654	5	3864	32
115209 Woven fabrics of cotton ,>= weg 85%+ , > 200g/m.sq.	11338	93	18680	153
115212 Other woven fabrics of cotton	106	1	53	0
115300 Other vegetable textile fibres; paper yarn etc.	**4172**	**34**	**3130**	**26**
115305 Coconut, abaca,& other veg tex fibres	4172	34	3130	26
115400 Man-made filaments	**1205798**	**10000**	**1556459**	**12736**
115401 Sewing thread of man-made filaments	2611	22	1907	16
115402 Synthetic filament yarn	1201950	9968	1554193	12718
115404 Synthetic monofilament	21	0		
115407 Woven fabrics of synthetic filament yrn	1216	10	359	3
115500 Man-made staple fibres	**16258**	**136**	**1254**	**10**

Import payments by countries /commodities Table-3.2 (Contd.)
(Four digit level HS code)

(First two digit section, second two digit chapter and last two digit indicate four digit level commodities)

(Amount in thousand)

HS Code - Countries/Commodities	2024 - 2025		2025 - 2026	
	Amount (BDT)	Amount (USD)	Amount (BDT)	Amount (USD)
115509 Yarn synthetic staple fibres	16258	136	1111	9
115515 Other woven fab Synthetic stap fibres			143	1
115600 Wadding, felt and nonwovens; special yarns etc.	**24810**	**206**	**81317**	**665**
115601 Wadding text mterials fibre & articles	3000	25		
115603 Nonwovens, coated,covered/laminated	6260	52	7901	65
115604 Rubber thread cord, textile covered,etc	15019	125	73416	601
115607 Twine, cordage, cbles etc.	530	4		
115800 Special woven fabrics; tufted text. Fabrics; lace; tapestries; trimmings; embroidery	**521522**	**4309**	**283237**	**2315**
115801 Woven pile & chenille fabrics	93	1		
115804 Tulles & other net fabrics	1348	11	21120	173
115806 Narrow woven fabrics	503154	4158	238090	1946
115807 Labeles, badges & similar articles text	16149	133	21996	180
115810 Embroidery in the piece, in strips	777	6	1091	9
115811 Quilted text. Prodt. in piece, composed			940	8
115900 Impregnated, coated, covered textile fabrics etc.	**49075**	**404**	**3250**	**27**
115903 Tex fabrics impregnated,coated etc	21019	173	1232	10
115906 Rubberised text fabrics	28056	232	2018	16
116000 Knitted or crocheted fabrics	**1524083**	**12624**	**2419826**	**19782**
116001 Pile fabrics			237	2
116002 Knitted or crochetd fabrics, wegt 5%+ of rub. thread	667	5	329	3
116004 Knitted or crochetd fabrics, exd.30 cm	519357	4264	1958671	16013
116005 Wrap knit fabrics	23896	197	232	2
116006 Other knitted or crochet fabrics	980163	8157	460356	3763
116100 Articles of apparel & cloth accessories, knitted/crocheted	**2**	**0**	**6**	**0**
116107 Men/boys underpants, briefs, gowns etc.	1	0		
116109 T-shirt singlets & other vests			6	0
116117 Other made up clothing accessories	1	0		
116200 Articles of apparel & cloth accessories, not knitted/crocheted	**45279**	**375**	**30693**	**251**
116203 Men/boys suits, jakets etc			3911	32
116211 Track suits,ski-suits, swimwear etc	52	0		
116212 Brassieres, girdels, corsets etc	22276	185	14859	122
116215 Ties, bow ties and cravats	229	2	2431	20
116217 Other made up cloth acesor & parts of garmt	22722	188	9491	78
116300 Other made up textile articles; sets; worn clothing and worn textile articles; rags	**583**	**5**		
116310 Use/new rags, rope cordage etc	583	5		
130000 Articles of Stone, Plaster, Cement, Asbestos, Mica or Similar Materials; Ceramic Products; Glass and Glassware	**13936**	**114**	**25307**	**207**
136800 Articles of stone, plaster, asbestos, mica etc.	**10834**	**89**	**23615**	**193**
136804 Millstone, grindstone, grinding wheel etc.			94	1
136806 Slag wool, rock wool etc.	416	3		
136811 Articles asbestos-cement,cellulose, etc.	10238	84	23522	192

Import payments by countries /commodities Table-3.2 (Contd.)
(Four digit level HS code)

(First two digit section, second two digit chapter and last two digit indicate four digit level commodities)

(Amount in thousand)

HS Code - Countries/Commodities	2024 - 2025		2025 - 2026	
	Amount (BDT)	Amount (USD)	Amount (BDT)	Amount (USD)
136815 Articles of stone/other mineral lsubs	180	1		
136900 Ceramic products	**23**	**0**		
136914 Other ceramic articles	23	0		
137000 Glass and glassware	**3079**	**26**	**1691**	**14**
137001 Cullet & other waste & scrap of glass etc.	3079	26		
137019 Glass fibres & articles;			1691	14
150000 Base Metals & Articles of Base Metal	**913343**	**7537**	**789018**	**6463**
157200 Iron and Steel	**60411**	**498**	**43162**	**353**
157204 Ferrous waste & scrap	1120	9	1118	9
157209 Flat-rolled prodt, >= width 600 mm, cold-rolled	951	8		
157210 Flat-rolled prodt, >= width 600 mm, clad,plated	55400	457		
157214 Other bars & rods, hot-rolled, of iron	49	0		
157216 Angles,shpes & sections of iron	20	0	26	0
157223 Wire of stainless steel	2871	24	42019	343
157300 Articles of Iron and Steel	**9869**	**81**	**6275**	**51**
157302 Railway or tramway track,of iron /steel			12	0
157304 Tubes, pipes etc. other than cast iron	578	5		
157307 Tubes/ pipes fittings of iron / steel	1631	13		
157308 Structures & parts of structures	1206	10	3025	25
157312 Stranded wire, ropes, cables etc.	23	0	115	1
157317 Nails,tacks,drawing pins etc.			1649	13
157318 Screws,bolts,nuts, etc.	637	5	425	3
157320 Springs &leaves for springs			7	0
157323 Table,kitchen articlese,of iron	4	0	1	0
157326 Other articles of iron or steel	5792	47	1041	9
157400 Copper and Articles Thereof			**21**	**0**
157409 Copper plates, sheets & strip			21	0
157600 Aluminium and Articles Thereof	**746440**	**6158**	**621506**	**5094**
157606 Aluminium plates, sheets, strip	2	0	0	0
157607 Aluminium foil, backed/not backed			0	0
157608 Aluminium tubes and pipes			0	0
157609 Aluminium tube & pipe fittings	32	0		
157610 Aluminium,tube or pipe fittings (for example,couplings,elbows,sleeves)	22	0		
157612 Aluminium cask, drum, cans, boxes, etc.	746300	6157	621492	5094
157616 Other aluminium articles	84	1	13	0
158200 Tools, implements, cutlery, spoons and forks, of base metal; parts thereof of base metal	**1955**	**16**	**749**	**6**
158202 Hands saws, blades saws etc.	23	0		
158203 Files, rasps, pliers, etc.			64	1
158204 Hand-operated spanners & wrenches	224	2	117	1
158205 Hand tools n.i.e	1130	9	486	4
158207 Interchangeable tools, for hand tools	11	0	9	0
158208 Knives & cutting blades	567	5	73	1
158300 Miscellaneous articles of base metal	**94668**	**784**	**117306**	**959**

Import payments by countries /commodities Table-3.2 (Contd.)
(Four digit level HS code)

(First two digit section, second two digit chapter and last two digit indicate four digit level commodities)

(Amount in thousand)

HS Code - Countries/Commodities	2024 - 2025		2025 - 2026	
	Amount (BDT)	Amount (USD)	Amount (BDT)	Amount (USD)
158302 Base metal mountings,fittings & articles etc.			11	0
158303 Armoured safes, strong boxes, doors etc.			38	0
158308 Clasps, frames, hooks etc.	94668	784	116940	956
158309 Stoppers, caps & lids of base metal			314	3
158311 Wire, rods, tubes plates, of base metal	0	0	2	0
160000 Machinery and mechanical appliances; electrical equipment; parts thereof; soundrecorders and reproducers, television image and soundrecorders and reproducers; and parts and accessories of such articles	**360799**	**2978**	**222546**	**1820**
168400 Nuclear reactors, boilers, machinery and mechanical appliances; parts thereof	**141527**	**1162**	**22909**	**187**
168404 Auxiliary plant for use with boilers	2	0		
168411 Turbo-jet turbo-propellers etc.			1053	9
168414 Air/vacum pumps, gas compressors & fans			77	1
168419 Machinery, plant/ lab equipments etc.	150	1		
168422 Dish washing machines, etc.	125406	1029	10358	85
168423 Weighing machinery, etc.	519	4		
168428 Other Lifting, handling, etc.machinery			987	8
168431 Parts suitable of machinery			386	3
168442 Machinery,apparatus,& equpment	333	3	794	6
168443 Printing machinery	1178	10	135	1
168451 Machinery for washing, cleaning etc.	1771	15	171	1
168452 Sewing machines, n/book sewng mach	5657	46	1884	15
168466 Parts & accessories for machine-tools			191	2
168471 Automatic data processing machines etc.	5300	43	330	3
168477 Machinery for working rubber/plastics	819	7		
168479 Mechanical appl indivial func. n.i.e			2555	21
168480 Moulding boxes for metal foundry etc.			2066	17
168481 Taps, cocks, valves & similar etc.	2	0	70	1
168482 Ball/ roller bearings			8	0
168483 Transmission shafts, crank, bearing etc.			46	0
168484 Gaskets & similar joints of metal sheeting etc.			3	0
168487 Machinery parts,not cont. elect. connectors	389	3	1795	15
168500 Electrical machinery and equipment and parts thereof; sound recorders and reproducers, television imageand sound recorders and reproducers and parts and accessories of such articles	**219272**	**1817**	**199637**	**1633**
168501 Electric motors and generator			497	4
168504 Electric transformer, inductors etc.	68	1	1709	14
168505 Electro-magnets;and articles	44	0		
168507 Electric accumulator;			2793	23
168515 Electric laser/photon beam , etc.	29	0		
168516 Electric storage water heater, etc.			549	4
168517 Telephone sets , other apparatus etc.	8	0		
168523 Discs, tapes, smart cards etc.	57815	478	106380	871

Import payments by countries /commodities Table-3.2 (Contd.)
(Four digit level HS code)

(First two digit section, second two digit chapter and last two digit indicate four digit level commodities)

(Amount in thousand)

HS Code - Countries/Commodities	2024 - 2025		2025 - 2026	
	Amount (BDT)	Amount (USD)	Amount (BDT)	Amount (USD)
168531 Electrical sound/visual sig apts	7001	58	7620	62
168535 Electrical apts for switching > 1000 volts	3085	25		
168536 Electrical apparatus for switching or protecting electrical circuits,or for making connections to or in electrical circuits for a voltage notexceeding 1,000 volts; connectors for optical fibres,optical fibres,optical fibre bundles or cables	234	2	161	1
168536 Electrical apts for switching 1000 volts	553	5	453	4
168537 Boards, panels, consols, etc.	65286	544	22424	183
168538 Parts: of electrical switching,apts.	724	6	4220	35
168539 Electric filament or discharge lamos, including sealed beam lamp units and ultra-violet or infra-red lamps; arc-lamps;light -emitting diode (LED) lamps.			2153	18
168539 Electric filament/discharge lamps	1280	11		
168543 Electrical machines & apts. n.i.e.			1674	14
168544 Insulatd wire, cable etc.	83010	686	48997	400
168547 Insulating fitting for electrical machines	136	1	7	0
170000 Vehicales, Aircraft, Vessels and Associated Transport Equipment	**13826**	**116**	**33475**	**275**
178700 Vehicles other than railway or tramway rollingstock, and parts and accessories thereof	**13826**	**116**	**33475**	**275**
178716 Trailer & semi-trailers;	13826	116	33475	275
180000 Optical, Photographic, Cinematographic, Measuring, Checking, Precision, Medical Orsurgical Instruments and Apparatus; Clocks and Watches; Musical Instruments; Parts and Accessories Thereof	**15627**	**128**	**2407**	**20**
189000 Optical, photographic, cinematographic, measuring, checking, precision, medical orsurgical instruments and apparatus; parts and accessories thereof	**15627**	**128**	**2407**	**20**
189017 Drawing, marking-out etc. inst.	6	0		
189024 Machines, hardness,strength test etc.	402	3		
189025 Hydrometers,thermometers etc.	19	0	107	1
189026 Instruments, checking flow,level etc.	81	1		
189027 Instruments, physical, chemical analysis etc.			1696	14
189029 Revolution counters,taximeters etc.	14252	117	11	0
189031 Measuring/checking instrument	836	7	274	2
189032 Automatic regulating instru	31	0		
189033 Parts & accessories n.i.s			319	3
200000 Miscellaneous Manufactured Articles	**30498**	**252**	**28580**	**233**
209400 Furniture; bedding, mattresses, mattress supports, cushions and similar stuffed furnishings; lamps and light fittings, not elsewhere specified or included; illuminated signs, illuminatednameplates and the like; prefabricated buildings	**9926**	**83**	**7142**	**58**
209401 Seats and parts	2065	17	5035	41
209403 Other furniture & parts			166	1
209405 Lamps and lighting fittings & parts	7861	66	1851	15
209406 Prefabricated buildings			89	1
209600 Miscellaneous manufactured articles	**20573**	**169**	**21439**	**175**

Import payments by countries /commodities Table-3.2 (Contd.)
(Four digit level HS code)

(First two digit section, second two digit chapter and last two digit indicate four digit level commodities)

(Amount in thousand)

HS Code - Countries/Commodities	2024 - 2025		2025 - 2026	
	Amount (BDT)	Amount (USD)	Amount (BDT)	Amount (USD)
209603 Brooms, brushes, etc.	0	0	2	0
209606 Buttons, press/snap-fasteners, etc	7883	65	16885	138
209607 Slide fasteners and parts	12661	104	4541	37
209608 Ball point pens & markers	29	0	10	0
Sudan	**255347**	**2107**	**415927**	**3402**
010000 Live Animals and Animal Products	**314**	**3**	**891**	**7**
010100 Live animals	**314**	**3**		
010106 Other live animals	314	3		
010500 Products of animal origin, not elsewhere specified orincluded			**891**	**7**
010507 Ivory, tortoise-shell, whalebone etc.			891	7
110000 Textiles & Textile Articles	**255033**	**2105**	**415035**	**3395**
115200 Cotton	**255033**	**2105**	**415035**	**3395**
115201 Cotton not carded or combed	255033	2105	415035	3395
Suriname	**162969**	**1363**	**180805**	**1477**
090000 Wood and Articles of Wood; Wood Charcoal; Cork and Articles of Cork; Manufactures of Straw, of Esparto or Other Plaiting Materials; Basketware & Wickerwork	**162969**	**1363**	**180805**	**1477**
094400 Wood and articles of wood; wood charcoal	**162969**	**1363**	**180805**	**1477**
094403 Wood in the rough	162969	1363	180805	1477
Swaziland	**3587**	**30**	**5015**	**41**
060000 Products of the Chemical or Allied Industries	**2041**	**17**		
063200 Tanning or dyeing extracts; Tannins and their derivatives; Dyes, pigments and other colouring matter; Paints and varnishes; Putty and other mastics; Inks	**1490**	**13**		
063208 Paints and varnishes;	1490	13		
063800 Miscellaneous chemical products	**551**	**5**		
063809 Finishing agents,dye carriers etc.	551	5		
063822 Diagnostic or laboratory reagents	1	0		
070000 Plastics & Rubber Articles Thereof			**40**	**0**
074000 Rubber and articles thereof			**40**	**0**
074016 Other articles of vulcanised rubber			40	0
110000 Textiles & Textile Articles			**187**	**2**
115900 Impregnated, coated, covered textile fabrics etc.			**187**	**2**
115911 Text products & artcles			187	2
160000 Machinery and mechanical appliances; electrical equipment; parts thereof; soundrecorders and reproducers, television image and soundrecorders and reproducers; and parts and accessories of such articles	**1362**	**11**	**4787**	**39**
168400 Nuclear reactors, boilers, machinery and mechanical appliances; parts thereof	**898**	**7**	**4787**	**39**
168443 Printing machinery	127	1		
168448 Auxiliary mach for extrd, drw mch etc.	771	6		
168482 Ball/ roller bearings			4787	39

Import payments by countries /commodities Table-3.2 (Contd.)
(Four digit level HS code)

(First two digit section, second two digit chapter and last two digit indicate four digit level commodities)

(Amount in thousand)

HS Code - Countries/Commodities	2024 - 2025		2025 - 2026	
	Amount (BDT)	Amount (USD)	Amount (BDT)	Amount (USD)
168500 Electrical machinery and equipment and parts thereof; sound recorders and reproducers, television imageand sound recorders and reproducers and parts and accessories of such articles	**464**	**4**		
168531 Electrical sound/visual sig apts	2	0		
168537 Boards, panels, consols, etc.	64	1		
168538 Parts: of electrical switching,apts.	271	2		
168542 Electronic, integrated circuits	6	0		
168543 Electrical machines & apts. n.i.e.	122	1		
180000 Optical, Photographic, Cinematographic, Measuring, Checking, Precision, Medical Orsurgical Instruments and Apparatus; Clocks and Watches; Musical Instruments; Parts and Accessories Thereof	**184**	**2**		
189000 Optical, photographic, cinematographic, measuring, checking, precision, medical orsurgical instruments and apparatus; parts and accessories thereof	**184**	**2**		
189027 Instruments, physical, chemical analysis etc.	184	2		
Sweden	**5828504**	**48212**	**4517922**	**36939**
010000 Live Animals and Animal Products	**98313**	**819**	**53546**	**437**
010400 Dairy produce; bird's eggs; natural honey; Edible products of animal origin, not elsewhere specified or included.	**98313**	**819**	**53546**	**437**
010402 Milk & cream, containing sugar	98313	819	53546	437
030000 Animal or vegetable fats and oils and their cleavage products; prepared edible fats; animal or vegetable waxes	**1825**	**15**		
031500 Animal or vegetable fats and oils and their cleavage products; prepared edible fats; animal or vegetable waxes	**1825**	**15**		
031515 Other fixed vegetable fats & oils, not refined	1825	15		
040000 Prepared foodstuffs; Beverages, Spirits and vineger; Tobacco and manufactured tobacco substitues	**73226**	**606**	**49325**	**404**
041800 Cocoa and cocoa preparations			**6668**	**55**
041806 Chocolate/food prep. Contain. Cocoa			6668	55
042100 Miscellaneous edible preparations	**34574**	**285**	**7522**	**62**
042106 Food preparations n.e.s	34574	285	7522	62
042200 Beverages, spirits and vinegar	**24970**	**205**	**4879**	**40**
042208 Undenaturd ethyl alcohol vol. 0%	24970	205	4879	40
042300 Residues and waste from the food industries; Prepared animal fodder	**13682**	**115**	**30257**	**248**
042309 Preparations of a kind used in animal feeding	13682	115	30257	248
050000 Mineral Products	**13336**	**110**	**2354**	**19**
052700 Mineral fuels, mineral oilsand products of their distillation bituminous substances; mineral waxes	**13336**	**110**	**2354**	**19**
052710 Petroleum oils, refined	13336	110	2354	19
060000 Products of the Chemical or Allied Industries	**303552**	**2505**	**388559**	**3176**
062800 Inorganic chemicals; organic or inorganic compounds of precious metals, of rare-earth metals, of radioactive elements or of isotopes	**219**	**2**	**628**	**5**
062815 Sodium or potasium hydroxide			628	5

Import payments by countries /commodities Table-3.2 (Contd.)
(Four digit level HS code)

(First two digit section, second two digit chapter and last two digit indicate four digit level commodities)

(Amount in thousand)

HS Code - Countries/Commodities	2024 - 2025		2025 - 2026	
	Amount (BDT)	Amount (USD)	Amount (BDT)	Amount (USD)
062836 Carbonates; peroxocarbonates	219	2		
062900 Organic chemicals	**15799**	**130**	**10768**	**88**
062901 Acyclic hydrocarbons	103	1		
062904 Sulphonated nitrated or nitrosated			3320	27
062905 Acyclic alcohol/halogn sulpho,etc	1790	15	7406	61
062915 Saturated acyclice,monocarboxilic acid etc.	64	1		
062916 Unsaturated acyclic monocarboxylic acid etc.	10713	88	43	0
062922 Oxygen-function amino-compound	3129	26		
063000 Pharmaceutical products	**152996**	**1260**	**251571**	**2056**
063002 Humn & animal blood			2438	20
063004 Medicament consist. mixed/unmixed,for therapeutic use	152996	1260	249133	2036
063300 Essential oils & resinoids; Perfum, cosmetic or toilet preperations	**1811**	**15**	**802**	**7**
063304 Beauty/make-up/skin preparatin	1811	15	802	7
063400 Soap, organic surf-active agents, lubricating etc.	**1454**	**12**	**13230**	**108**
063402 Organic surfac-active agents	1417	12	9675	79
063403 Lubricat preparations etc.	37	0	3555	29
063800 Miscellaneous chemical products	**131273**	**1086**	**111558**	**913**
063801 Artificial graphite, colloidal etc.	21318	173	31647	260
063804 Residual lyes from mfg of wood pulp			1050	9
063809 Finishing agents,dye carriers etc.	1319	11	517	4
063812 Prepared rubber accelerators;			2209	18
063815 Reaction initiator & accelerators	6593	54		
063821 Prepared culture media	18009	149	28508	233
063822 Diagnostic or laboratory reagents	84034	699	43738	357
063824 Prepared binders for foundry moulds;			3889	32
070000 Plastics & Rubber Articles Thereof	**133349**	**1103**	**127634**	**1043**
073900 Plastics and articles thereof	**123428**	**1020**	**103197**	**844**
073901 Polymers of ethylene, in primary forms	4590	39	13657	112
073903 Polymers of styrenein in primary forms	2040	17	15	0
073904 Polymers of vinyl chloride etc. in primary	58806	485	61526	503
073906 Acrylic polymers in primry forms	1118	9		
073912 Cellulose & chemical dertives in primary	4568	38	2446	20
073916 Monofilament , of plastics	3245	27		
073917 Tube, pipe & hoses etc of plastics	691	6	2893	24
073918 Floor coverings of plastics	27368	225	3777	31
073920 Other plates,sheets,etc of plastic, non-cellular	17453	145	4810	39
073921 Other Plates, sheets etc. of plastics	1433	12	4092	34
073923 Artilces for the conveyance			3751	31
073926 Other plastics & articles	2116	17	6231	51
074000 Rubber and articles thereof	**9921**	**83**	**24437**	**199**
074009 Tubes pipes & hoses etc.	19	0	636	5
074010 Conveyor/transmisions belts of rub	6272	53	1133	9
074016 Other articles of vulcanised rubber	3630	30	22668	185

Import payments by countries /commodities Table-3.2 (Contd.)
(Four digit level HS code)

(First two digit section, second two digit chapter and last two digit indicate four digit level commodities)

(Amount in thousand)

HS Code - Countries/Commodities	2024 - 2025		2025 - 2026	
	Amount (BDT)	Amount (USD)	Amount (BDT)	Amount (USD)
080000 Raw Hides and Skins, Leather and Articles Thereof; Saddlery and Harness; Travel Goods, Handbags nad Similar Containers; Articles of Animal Gut	**152**	**1**		
084100 Raw hides and skins and leather	**152**	**1**		
084104 Tanned or crust hides & skins of bovine	152	1		
090000 Wood and Articles of Wood; Wood Charcoal; Cork and Articles of Cork; Manufactures of Straw, of Esparto or Other Plaiting Materials; Basketware & Wickerwork	**547**	**4**		
094400 Wood and articles of wood; wood charcoal	**547**	**4**		
094417 Tools,tool bodies,etc of wood	547	4		
100000 Pulp of wood or of other fibrous cellulosic material; recovered (waste and scrap) paper or paperboard; paper and paperboard and articles thereof	**2525645**	**20889**	**2385218**	**19503**
104700 Pulp of wood or of other fibrous cellulosic meterial; Recovered (Waste and scrap) paper or paperboard	**267635**	**2214**	**95159**	**779**
104703 Chemical wood pulp, soda/sulphate	267635	2214	95159	779
104800 Paper and paperboard; articles of paper pulp, of paper or of paperboard	**2257988**	**18675**	**2290060**	**18725**
104801 Newsprint, in rolls or sheets	44766	372	4875	40
104802 Uncoated paper and paper board	971	8	9160	75
104804 Uncoated craft paper & paperboard	504169	4169	324286	2656
104805 Other uncoated paper/paprboard	1600422	13240	1751271	14316
104808 Paper & paprboard, corrugated, creped,etc.	338	3		
104810 Paper and paperboard,coated	106993	882	198019	1618
104811 Paper, paperboard, cellulose wadding etc.			994	8
104821 Paper/board labels of all kind			1171	10
104821 Paper/board labels of all kind Whether or nor printed	259	2	284	2
104823 Other paper/board cellulose wadding etc.	70	1		
104900 Printed books, newspapers, pictures etc.	**22**	**0**	**0**	**0**
104911 Other printed mattrer	22	0	0	0
110000 Textiles & Textile Articles	**299694**	**2480**	**207661**	**1695**
115600 Wadding, felt and nonwovens; special yarns etc.			**2450**	**20**
115603 Nonwovens, coated,covered/laminated			1534	13
115604 Rubber thread cord, textile covered,etc			916	8
115800 Special woven fabrics; tufted text. Fabrics; lace; tapestries; trimmings; embroidery	**19737**	**162**	**9825**	**80**
115806 Narrow woven fabrics	18792	154	7734	63
115807 Labeles, badges & similar articles text	946	8	2090	17
115900 Impregnated, coated, covered textile fabrics etc.	**279956**	**2318**	**192013**	**1567**
115903 Tex fabrics impregnated,coated etc	246452	2039	166525	1359
115906 Rubberised text fabrics	14761	122	203	2
115907 Text fabrics otherwise impregnated, coated etc	18744	156	25284	206
116200 Articles of apparel & cloth accessories, not knitted/crocheted			**3373**	**28**
116217 Other made up cloth acesor & parts of garmt			3373	28

Import payments by countries /commodities Table-3.2 (Contd.)
(Four digit level HS code)

(First two digit section, second two digit chapter and last two digit indicate four digit level commodities)

(Amount in thousand)

HS Code - Countries/Commodities	2024 - 2025		2025 - 2026	
	Amount (BDT)	Amount (USD)	Amount (BDT)	Amount (USD)
130000 Articles of Stone, Plaster, Cement, Asbestos, Mica or Similar Materials; Ceramic Products; Glass and Glassware	**5391**	**44**	**9784**	**80**
136800 Articles of stone, plaster, asbestos, mica etc.	**5123**	**42**	**4805**	**39**
136802 Worked monumental buildg stone etc.	1402	12	63	1
136804 Millstone, grindstone, grinding wheel etc.	3597	29	4034	33
136814 Worked mica and articles of mica			199	2
136815 Articles of stone/other mineral lsubs	124	1	509	4
136900 Ceramic products	**222**	**2**	**832**	**7**
136909 Ceramic wares for lab, chemical uses etc.	222	2	832	7
137000 Glass and glassware	**46**	**0**	**4146**	**34**
137005 Float glass, polished glass, etc.	25	0		
137013 Glassware of table, kitchn, toilt etc.			19	0
137017 Lab,hygnic/pharmaceautical glassware			4127	34
137020 Other articles of glass	20	0		
150000 Base Metals & Articles of Base Metal	**208115**	**1724**	**150449**	**1231**
157200 Iron and Steel	**180349**	**1493**	**122741**	**1004**
157205 Granules & powder, of pig iron	889	7		
157208 Flat-rolled prodt, >= width 600 mm, hot-rolled	12596	106	88	1
157209 Flat-rolled prodt, >= width 600 mm, cold-rolled	5887	49	9340	76
157210 Flat-rolled prodt, >= width 600 mm, clad,plated	144851	1196	90868	744
157212 Flat-rolled prodt, width 600 mm, clad,plated	3687	30		
157222 Other bars & rods, of stainless steel			570	5
157228 Other bars & rods, of other alloy steel	12439	104	21876	179
157300 Articles of Iron and Steel	**6955**	**58**	**18324**	**150**
157304 Tubes, pipes etc. other than cast iron	232	2	12	0
157307 Tubes/ pipes fittings of iron / steel	264	2	1326	11
157315 Chain and parts, of iron/steel	3	0	22	0
157318 Screws,bolts,nuts, etc.	1327	11	5077	41
157319 Sewing/knitting needles, etc.	132	1		
157320 Springs &leaves for springs	2343	19	1679	14
157322 Radiators for central heating			25	0
157323 Table,kitchen articlese,of iron	102	1		
157326 Other articles of iron or steel	2553	21	10183	83
157400 Copper and Articles Thereof	**39**	**0**	**285**	**2**
157412 Copper tube or pipe fittings			29	0
157415 Nails, tacks, drawing pins, of copper etc.	1	0	98	1
157419 Other articles of copper	39	0	158	1
157600 Aluminium and Articles Thereof	**814**	**7**	**1**	**0**
157616 Other aluminium articles	814	7	1	0
158200 Tools, implements, cutlery, spoons and forks, of base metal; parts thereof of base metal	**5881**	**49**	**8675**	**71**
158204 Hand-operated spanners & wrenches	74	1	4	0
158205 Hand tools n.i.e	9	0	68	1

Import payments by countries /commodities Table-3.2 (Contd.)
(Four digit level HS code)

(First two digit section, second two digit chapter and last two digit indicate four digit level commodities)

(Amount in thousand)

HS Code - Countries/Commodities	2024 - 2025		2025 - 2026	
	Amount (BDT)	Amount (USD)	Amount (BDT)	Amount (USD)
158206 Tools of two or more, in sets			80	1
158207 Interchangeable tools, for hand tools			2509	21
158208 Knives & cutting blades	5742	47	6014	49
158209 Plates, sticks, tips, like tools	55	0		
158300 Miscellaneous articles of base metal	**14077**	**118**	**424**	**3**
158302 Base metal mountings,fittings & articles etc.	12	0	24	0
158307 Flexible tubing of base metal	878	7		
158310 Sign-plates, name-plates, address-plate etc.	12	0		
158311 Wire, rods, tubes plates, of base metal	13175	111	400	3
160000 Machinery and mechanical appliances; electrical equipment; parts thereof; soundrecorders and reproducers, television image and soundrecorders and reproducers; and parts and accessories of such articles	**2024352**	**16743**	**989004**	**8088**
168400 Nuclear reactors, boilers, machinery and mechanical appliances; parts thereof	**1481387**	**12239**	**733774**	**6003**
168406 Steam turbines & other vapour turbines			341	3
168408 Compression-ignition piston engin	370535	3056	45537	372
168409 Parts spark-ignition pistn engin	5099	42	32350	265
168412 Other engines and motors	27460	229	4213	35
168413 Pumps for liquids	20018	166	35520	291
168414 Air/vacum pumps, gas compressors & fans	5318	44	24022	196
168415 Air conditioning machines	7413	62	22164	181
168416 Furnace burners for liquid fuel,etc.	14779	121	350	3
168417 Industrial/lab furmaces & oven etc.	49	0		
168418 Refrigerators,freezers & othr	155	1	85	1
168419 Machinery, plant/ lab equipments etc.	35804	299	8761	72
168420 Calendering/other roling machines			661	5
168421 Centrifuges, filtering machinery rtc.	171835	1426	14195	116
168422 Dish washing machines, etc.	85645	705	130297	1065
168424 Mechanical appliances & the like	45005	375	600	5
168425 Pulley tackle & hoists etc.			985	8
168427 Fork-lift truks;	175843	1450	136747	1119
168428 Other Lifting, handling, etc.machinery	65	1	1088	9
168429 Self-propelled bulldozers, angle dozers etc.	39501	323	50053	409
168431 Parts suitable of machinery	26	0	1657	14
168434 Milking mach & dairy machinery	15011	125	1878	15
168436 Other agri, horti, poltry-kep machinery			4911	40
168437 Machines cleaning, sorting/grading seed etc.			189	2
168438 Machinery n.i.e	99508	818	9	0
168441 Other machinery making pulp/paper/board	2408	20	493	4
168443 Printing machinery	8820	73	21943	179
168447 Knitting machines stitch-bonding etc.	3208	27		
168448 Auxiliary mach for extrd, drw mch etc.	1417	12	6730	55
168450 Household/laundry-type washing mach	18480	153	6090	50
168451 Machinery for washing, cleaning etc.	177171	1459	20894	171
168452 Sewing machines, n/book sewng mach	1136	9	1370	11

Import payments by countries /commodities Table-3.2 (Contd.)
(Four digit level HS code)

(First two digit section, second two digit chapter and last two digit indicate four digit level commodities)

(Amount in thousand)

HS Code - Countries/Commodities	2024 - 2025		2025 - 2026	
	Amount (BDT)	Amount (USD)	Amount (BDT)	Amount (USD)
168455 Metal rollng mills and rolls thereof	1031	9	8857	72
168459 Machine-tools drilling, boring etc.	106	1	221	2
168460 Machine-tools deburring, sharpening etc.			3668	30
168466 Parts & accessories for machine-tools	2724	23	229	2
168467 Tools for working in the hand etc.	4849	41		
168471 Automatic data processing machines etc.	10240	84	28200	231
168475 Machines for assembling elect. lamps etc.	165	1	1260	10
168477 Machinery for working rubber/plastics	506	4	14	0
168478 Machinery preparng/making up tobaco			216	2
168479 Mechanical appl indivial func. n.i.e	71775	599	24075	197
168481 Taps, cocks, valves & similar etc.	18025	149	24494	200
168482 Ball/ roller bearings	14877	124	30393	249
168483 Transmission shafts, crank, bearing etc.	16658	139	13893	114
168484 Gaskets & similar joints of metal sheeting etc.	1169	10	7260	60
168485 Machines for additive manufacturing	73	1		
168487 Machinery parts,not cont. elect. connectors	7478	62	16860	138
168500 Electrical machinery and equipment and parts thereof; sound recorders and reproducers, television imageand sound recorders and reproducers and parts and accessories of such articles	**542966**	**4505**	**255230**	**2086**
168501 Electric motors and generator	3057	25	2147	18
168502 Electric generating sets, rotary converters			36685	300
168503 Parts electric motor,gen. Set	964	8	1254	10
168504 Electric transformer, inductors etc.	26028	214	39933	326
168505 Electro-magnets;and articles	250	2		
168507 Electric accumulator;	34145	281	61793	504
168511 Electrical ignition equipment, etc.	477	4	2124	17
168512 Electrical lighting/signaling equipment,etc			65	1
168516 Electric storage water heater, etc.	6922	57	861	7
168517 Telephone sets , other apparatus etc.	203736	1714	15517	127
168518 Microphones & stands therefor;			1	0
168523 Discs, tapes, smart cards etc.	191859	1578	348	3
168524 Flat panel display module	785	7		
168525 Transmission appart radio-tel, etc.	3447	28	98	1
168526 Radar apts,radio remote,etc apts			42	0
168528 Monitors and projectors etc.	298	2		
168528 Monitors and projectors,not incorporating television reception apparatus;reception apparatus for television,whether or not incorporating radio broadcast receivers or sound or videorecording or reproducing apparatus			541	4
168531 Electrical sound/visual sig apts			2228	18
168532 Electrical capacitors, fixed,variable etc.			362	3
168534 Printed circuits	40	0	114	1
168535 Electrical apts for switching > 1000 volts	12304	101	390	3

Import payments by countries /commodities Table-3.2 (Contd.)
(Four digit level HS code)

(First two digit section, second two digit chapter and last two digit indicate four digit level commodities)

(Amount in thousand)

HS Code - Countries/Commodities	2024 - 2025		2025 - 2026	
	Amount (BDT)	Amount (USD)	Amount (BDT)	Amount (USD)
168536 Electrical apparatus for switching or protecting electrical circuits,or for making connections to or in electrical circuits for a voltage notexceeding 1,000 volts; connectors for optical fibres,optical fibres,optical fibre bundles or cables	1389	11	3188	26
168536 Electrical apts for switching 1000 volts	18215	150	28762	236
168537 Boards, panels, consols, etc.	5668	47	22715	186
168538 Parts: of electrical switching,apts.	1896	16	9460	78
168539 Electric filament/discharge lamps			1902	16
168541 Diodes, transistors, semi-conductor etc.	18404	152	9151	75
168542 Electronic, integrated circuits			30	0
168543 Electrical machines & apts. n.i.e.	4488	37	7322	60
168544 Insulatd wire, cable etc.	7067	58	8102	66
168545 Carbon electrodes, carbon brushes etc.	526	4		
168546 Electrical insulators any metarial	721	6		
168547 Insulating fitting for electrical machines	281	2	93	1
170000 Vehicales, Aircraft, Vessels and Associated Transport Equipment	**1229**	**10**	**16881**	**138**
178700 Vehicles other than railway or tramway rollingstock, and parts and accessories thereof	**1229**	**10**	**12190**	**100**
178703 Motor cars and other motor vehicles principally designed for the transport of the persons(other than those of heading No. 87.02) including station wagons and racing cars			9257	76
178708 Parts,accessories, motor vehicles	1229	10	1506	12
178714 Parts,accessories, of motorcycle/bicycles			1427	12
178900 Ships, boats and floating structures			**4691**	**38**
178907 Other floating structure			4691	38
180000 Optical, Photographic, Cinematographic, Measuring, Checking, Precision, Medical Orsurgical Instruments and Apparatus; Clocks and Watches; Musical Instruments; Parts and Accessories Thereof	**139061**	**1151**	**132442**	**1082**
189000 Optical, photographic, cinematographic, measuring, checking, precision, medical orsurgical instruments and apparatus; parts and accessories thereof	**139061**	**1151**	**132442**	**1082**
189002 Lenses, prisims, mirrors etc.	2434	21		
189011 Compound optical microscopes	1385	11		
189015 Surveying, hydrographic etc.	26	0	6406	53
189017 Drawing, marking-out etc. inst.	1223	10		
189018 Instruments in medical,surgical, etc.	4368	36	4364	36
189019 Mechano-therapy,etc,appliances	652	5	2	0
189021 Orthopaedic,appliances etc.			2549	21
189022 Appratus based on x-ray,alpha, etc.	6383	53		
189023 Instruments demonstrationl purposes			23085	188
189024 Machines, hardness,strength test etc.	32135	265	10262	84
189025 Hydrometers,thermometers etc.	17055	140	7854	64
189026 Instruments, checking flow,level etc.	205	2	6640	54
189027 Instruments, physical, chemical analysis etc.	52975	441	17424	142
189029 Revolution counters,taximeters etc.	43	0	1212	10

Import payments by countries /commodities Table-3.2 (Contd.)
(Four digit level HS code)

(First two digit section, second two digit chapter and last two digit indicate four digit level commodities)

(Amount in thousand)

HS Code - Countries/Commodities	2024 - 2025		2025 - 2026	
	Amount (BDT)	Amount (USD)	Amount (BDT)	Amount (USD)
189030 Oscilloscopes, spectrum analysers etc.,	10880	89	1137	9
189031 Measuring/checking instrument	4159	34	24068	197
189032 Automatic regulating instru	240	2	10047	82
189033 Parts & accessories n.i.s	4899	41	17394	142
200000 Miscellaneous Manufactured Articles	**717**	**6**	**5065**	**41**
209400 Furniture; bedding, mattresses, mattress supports, cushions and similar stuffed furnishings; lamps and light fittings, not elsewhere specified or included; illuminated signs, illuminatednameplates and the like; prefabricated buildings			**3967**	**32**
209405 Lamps and lighting fittings & parts			3967	32
209600 Miscellaneous manufactured articles	**717**	**6**	**1098**	**9**
209606 Buttons, press/snap-fasteners, etc			601	5
209607 Slide fasteners and parts	717	6	497	4
Switzerland	**59670202**	**492125**	**17209713**	**140679**
010000 Live Animals and Animal Products	**76861**	**640**	**8834**	**72**
010400 Dairy produce; bird's eggs; natural honey; Edible products of animal origin, not elsewhere specified or included.	**76861**	**640**	**8834**	**72**
010401 Milk & cream, not containing sugar	118	1		
010402 Milk & cream, containing sugar	76018	633	8065	66
010403 Yogurt;Buttermilk, curdled milk & cream, yogurt etc.	724	6	769	6
020000 Vegetable Products	**769247**	**6417**	**139473**	**1141**
020900 Coffee, tea, mate and spices	**25398**	**207**		
020909 Seeds of anise/badian/cumin etc.	25398	207		
021000 Cereals			**53289**	**436**
021005 Maize (corn)			53289	436
021200 Oil seeds and oleaginous fruits; miscellaneous grains; seeds and fruit; industrial or medicinal plants; straw and fodder	**710473**	**5934**	**60441**	**495**
021201 Soya bean,whether/ not broken	680532	5689		
021211 Plants & parts of plants for perfum/pharmacy	29940	245	60441	495
021300 Lac; Gums, Resins and other vegetable saps and extracts	**33376**	**276**	**25743**	**210**
021302 Vegetable saps and extracts;	33376	276	25743	210
030000 Animal or vegetable fats and oils and their cleavage products; prepared edible fats; animal or vegetable waxes	**1190633**	**9922**	**1224**	**10**
031500 Animal or vegetable fats and oils and their cleavage products; prepared edible fats; animal or vegetable waxes	**1190633**	**9922**	**1224**	**10**
031504 Fats and oils & their fractions	16145	135		
031507 Soya-bean oils & its fractons, not refined	1174488	9787		
031509 Olive oils & its fractons, not refined			1224	10
040000 Prepared foodstuffs; Beverages, Spirits and vineger; Tobacco and manufactured tobacco substitues	**1077410**	**8960**	**445962**	**3646**
041700 Sugars and sugar confectionery	**890991**	**7425**	**271230**	**2218**
041701 Cane or beet sugar,in solid form	890991	7425	271230	2218
041800 Cocoa and cocoa preparations	**1081**	**9**	**459**	**4**

Import payments by countries /commodities Table-3.2 (Contd.)
(Four digit level HS code)

(First two digit section, second two digit chapter and last two digit indicate four digit level commodities)

(Amount in thousand)

HS Code - Countries/Commodities	2024 - 2025		2025 - 2026	
	Amount (BDT)	Amount (USD)	Amount (BDT)	Amount (USD)
041806 Chocolate/food prep. Contain. Cocoa	1081	9	459	4
041900 Preparations of cereals, flour, starch or milk; pastry cooks' products	**2116**	**17**	**101**	**1**
041901 Malt extract;	722	6	101	1
041904 Prepared foods obtained,cereal products,	1394	11		
042100 Miscellaneous edible preparations	**83740**	**692**	**75376**	**617**
042101 Extracts,essences of coffee,tea etc.	8648	72	11676	96
042103 Sauces and preparations thereof	314	3		
042105 Ice cream & other edible ice	40927	338	14260	117
042106 Food preparations n.e.s	33852	280	49440	404
042200 Beverages, spirits and vinegar	**773**	**6**	**397**	**3**
042207 Undenaturd ethyl alcohol vol. 80%+	773	6	397	3
042300 Residues and waste from the food industries; Prepared animal fodder	**98708**	**811**	**98399**	**804**
042303 Residues of strach manufacture			2195	18
042309 Preparations of a kind used in animal feeding	98708	811	96203	786
050000 Mineral Products	**39009870**	**321011**	**224283**	**1832**
052500 Salt; sulphur; earths and stone; plastering materials, lime and cement	**17024**	**143**	**36**	**0**
052505 Natural sand of all kinds	11776	100		
052508 Other clays;			36	0
052517 Pebble, gravel, broken or crushd stone	4385	37		
052520 Gypsum;anhydrite plasters	863	7		
052700 Mineral fuels, mineral oilsand products of their distillation bituminous substances; mineral waxes	**38992846**	**320868**	**224247**	**1832**
052709 Petroleum oils, crude			36516	300
052710 Petroleum oils and oils obtained from bituminous minerals,other than crude; preparations not elsewherespecified or included,containing by weight 70% or more of petroleum oils or of oils obtained from bituminous minerals,these oils being the basic constituents of the preparation;waste oils			45	0
052710 Petroleum oils, refined	167888	1399	187686	1531
052711 Petroleum gases & other gaseous hydrocarbons	38824958	319469		
060000 Products of the Chemical or Allied Industries	**5323065**	**44017**	**4537531**	**37096**
062800 Inorganic chemicals; organic or inorganic compounds of precious metals, of rare-earth metals, of radioactive elements or of isotopes	**4973**	**41**	**43243**	**352**
062809 Diphosphorus pentaoxide; phosphoric acid	2702	23	189	2
062811 Other inorganic acids, other inorganic oxygen			3593	29
062818 Artificial corundum, aluminium oxide/hydroxide	1786	15		
062827 Chloride/bromide/iodides	24	0	58	0
062829 Chlorat & perchlorat, bromates, iodates etc.			851	7
062831 Dithionites and sulphoxylates	11	0		
062833 Sulphate alums, peroxosulphate			38536	314
062834 Nitrites; nitrates	101	1		

Import payments by countries /commodities Table-3.2 (Contd.)
(Four digit level HS code)

(First two digit section, second two digit chapter and last two digit indicate four digit level commodities)

(Amount in thousand)

HS Code - Countries/Commodities	2024 - 2025		2025 - 2026	
	Amount (BDT)	Amount (USD)	Amount (BDT)	Amount (USD)
062853 Phosphides, whether or not chemically defined, excluding ferrophosphorus;	349	3	16	0
062900 Organic chemicals	**1136736**	**9417**	**1075549**	**8797**
062905 Acyclic alcohol/halogn sulpho,etc	330	3	324	3
062907 Phenols;phenol-alcohols	5885	49	6109	50
062910 Epoxide, epoxyalcohols, etc.	178	1		
062912 Aldehydes			40	0
062913 Halogen sulphonated etc.			4403	36
062914 Ketone & quinon etc.	3	0	698	6
062915 Saturated acyclice,monocarboxilic acid etc.			95	1
062916 Unsaturated acyclic monocarboxylic acid etc.			1547	13
062917 Polycarboxylic acids	24	0	11	0
062918 Carboxylic acids	3518	29	7353	60
062920 Ester of other inorganic acids	1200	10	3770	31
062922 Oxygen-function amino-compound	26294	219	38092	312
062923 Qaternary ammonium salts etc.	2120	18	40681	333
062924 Carboxyamide amide- func. Comp.	5452	45		
062930 Organo-sulphur compounds			12810	105
062932 Heterocyclic compound w/oxygen	7064	58	8093	66
062933 Heterocyclic comp w/nitrogen	4250	35		
062934 Nucleic acids & their salts;	60771	502	56559	462
062936 Provitamins & vitamins etc.	979568	8117	840076	6871
062937 Hormones, prostaglandins etc.	21457	177	45283	371
062939 Alkaloids, natural or reproduced by synthesis and their salts, ethers, esters and other derivatives	18623	155		
062940 Sugars , oter than sucrose etc.			14	0
062942 Other organic compounds			9589	79
063000 Pharmaceutical products	**1199292**	**9915**	**1309883**	**10710**
063002 Humn & animal blood	530201	4378	528682	4325
063003 Medicament consist. two or more mixed,for therapeutic use	5004	42		
063004 Medicament consist. mixed/unmixed,for therapeutic use	634915	5247	781201	6385
063006 Pharmaceutical goods	29172	247		
063100 Fertilisers	**349**	**3**	**41**	**0**
063105 Mineralor chemical fertilizers cont. nitr,phos,potaas	349	3	41	0
063200 Tanning or dyeing extracts; Tannins and their derivatives; Dyes, pigments and other colouring matter; Paints and varnishes; Putty and other mastics; Inks	**2056115**	**16990**	**1373632**	**11222**
063201 Tanning extract of vegetable origin;			6916	57
063203 Colorng mater veg/ animl orign			884	7
063204 Synthetic organic colouring matter	722200	6006	530164	4335
063206 Other Colouring matter;	5646	47	937	8
063207 Prepared pigments, opacifiers etc.			276	2
063208 Paints and varnishes;	2002	17	18406	150

Import payments by countries /commodities Table-3.2 (Contd.)
(Four digit level HS code)

(First two digit section, second two digit chapter and last two digit indicate four digit level commodities)

(Amount in thousand)

HS Code - Countries/Commodities	2024 - 2025		2025 - 2026	
	Amount (BDT)	Amount (USD)	Amount (BDT)	Amount (USD)
063209 Other paints and varnishes ;	321	3	360	3
063214 Glaziers putty,grafting putty etc.			5853	48
063215 Printing ink, writing draw/other ink	1325947	10918	809837	6612
063300 Essential oils & resinoids; Perfum, cosmetic or toilet preperations	**644811**	**5328**	**453094**	**3706**
063302 Mix of odoriferous substancees	644469	5326	452418	3701
063304 Beauty/make-up/skin preparatin	297	2	675	6
063305 Preparations for use on the hair	45	0		
063400 Soap, organic surf-active agents, lubricating etc.	**22178**	**185**	**19867**	**163**
063402 Organic surfac-active agents	15097	126	19714	161
063403 Lubricat preparations etc.	3059	25	133	1
063404 Artificial wax & prepared wax	1784	15	20	0
063405 Polish and cream for footwear, furniture etc.	21	0		
063407 Modelling pastes of plaster	2217	18		
063500 Albuminoidal substances; modified starches, glues, enzymes	**32265**	**266**	**17328**	**142**
063501 Casein ,caseinates, casein derivatives	2	0		
063505 Dextrins & other modified starches	29387	242	16923	139
063506 Prepared glues & other prep. adhesives	2876	24	405	3
063700 Photographic or cinematographic goods			**75634**	**620**
063701 Photographic plates & film flat etc.			75634	620
063800 Miscellaneous chemical products	**226346**	**1871**	**169261**	**1383**
063801 Artificial graphite, colloidal etc.	195	2	5246	43
063802 Activated carbon, animal black etc.	2091	17		
063808 Insecticides, rodenticides etc.	10898	89	32714	267
063809 Finishing agents,dye carriers etc.	163266	1352	67324	550
063812 Prepared rubber accelerators;compounds plasticisersfor rubber or plastics,notelsewhere specified or included;antioxidising preparations and other compound stabilisers for rubber or plastics	8471	69		
063814 Organic composites solvents & thinners	930	8	700	6
063815 Reaction initiator & accelerators	7035	58	9598	78
063821 Prepared culture media	212	2	7	0
063822 Diagnostic or laboratory reagents	25765	212	44974	368
063824 Prepared binders for foundry moulds;	7482	62	8699	71
070000 Plastics & Rubber Articles Thereof	**175390**	**1458**	**305104**	**2496**
073900 Plastics and articles thereof	**87855**	**730**	**199198**	**1630**
073901 Polymers of ethylene, in primary forms	30431	254	16410	134
073905 Polymers of vinyl acetate/ester in primary	320	3		
073906 Acrylic polymers in primry forms	655	5	110	1
073907 Polyacetals in primary forms	465	4	11883	97
073908 Polyamides in primary forms	1284	11		
073910 Silicons in primary forms	89	1	561	5
073911 Petroleum resins, in primary forms			347	3
073912 Cellulose & chemical dertives in primary	459	4	952	8
073913 Natural polymers, in primary forms	38930	324	32702	267

Import payments by countries /commodities Table-3.2 (Contd.)
(Four digit level HS code)

(First two digit section, second two digit chapter and last two digit indicate four digit level commodities)

(Amount in thousand)

HS Code - Countries/Commodities	2024 - 2025		2025 - 2026	
	Amount (BDT)	Amount (USD)	Amount (BDT)	Amount (USD)
073914 Ion-exchangers based polymr primay	33	0		
073917 Tube, pipe & hoses etc of plastics	53	0	924	8
073919 Self-adhesive, plates, sheets etc of plastics	459	4	20	0
073920 Other plates,sheets,etc of plastic, non-cellular	6220	52	121503	996
073921 Other Plates, sheets etc. of plastics	654	5	564	5
073922 Baths,shower-baths, wash-basin etc.	93	1		
073923 Artilces for the conveyance	104	1	800	7
073924 Tableware, kitchenware, of plastics	32	0	2	0
073926 Other plastics & articles	5979	49	11855	97
073926 other articles of plastics and articles of other materials of heading Nos. 39.01 to 39.14	1597	13	564	5
074000 Rubber and articles thereof	**87535**	**728**	**105906**	**866**
074005 Compound rubber, in primry form			905	7
074006 Other forms & article of rubber	26	0		
074008 Plates, sheets etc. of vulcan rubber	71	1		
074009 Tubes pipes & hoses etc.	1227	10	31005	253
074010 Conveyor/transmisions belts of rub	15606	129	8479	69
074015 Articles of apparel & clothing accessories etc.			2	0
074016 Other articles of vulcanised rubber	70154	584	65398	534
074017 Hard rubber in all forms	453	4	116	1
090000 Wood and Articles of Wood; Wood Charcoal; Cork and Articles of Cork; Manufactures of Straw, of Esparto or Other Plaiting Materials; Basketware & Wickerwork	**264**	**2**	**43**	**0**
094400 Wood and articles of wood; wood charcoal	**264**	**2**	**43**	**0**
094401 Fuel wood, in log,in billet,etc	256	2		
094420 Wood marquetry & inlaid wood	8	0	43	0
100000 Pulp of wood or of other fibrous cellulosic material; recovered (waste and scrap) paper or paperboard; paper and paperboard and articles thereof	**150091**	**1246**	**477902**	**3907**
104800 Paper and paperboard; articles of paper pulp, of paper or of paperboard	**96311**	**805**	**1702**	**14**
104802 Uncoated paper and paper board	92980	778		
104805 Other uncoated paper/paprboard	792	6	87	1
104810 Paper and paperboard,coated			1400	11
104811 Paper, paperboard, cellulose wadding etc.	1171	10	5	0
104819 Cartons, boxes, cases, bags of paper	0	0	43	0
104820 Registers, a/c books,note books, etc	46	0		
104821 Paper/board labels of all kind	449	4		
104821 Paper/board labels of all kind Whether or nor printed	264	2		
104823 Other paper/board cellulose wadding etc.	608	5	167	1
104900 Printed books, newspapers, pictures etc.	**53780**	**441**	**476200**	**3893**
104901 Printed book,brochures,leaflets etc.	945	8	883	7
104906 Plans & drawing architectural etc.	51799	425		
104907 Unused postage,revenue stamps etc			475007	3884
104911 Other printed mattrer	1037	9	310	3

Import payments by countries /commodities Table-3.2 (Contd.)
(Four digit level HS code)

(First two digit section, second two digit chapter and last two digit indicate four digit level commodities)

(Amount in thousand)

HS Code - Countries/Commodities	2024 - 2025		2025 - 2026	
	Amount (BDT)	Amount (USD)	Amount (BDT)	Amount (USD)
110000 Textiles & Textile Articles	**1469132**	**12199**	**1634812**	**13349**
115200 Cotton	**1340038**	**11130**	**1441263**	**11764**
115201 Cotton not carded or combed	1329967	11046	1441263	11764
115209 Woven fabrics of cotton ,>= weg 85%+ , > 200g/m.sq.	15	0		
115211 Woven fabrics of cotton ,> weg 85%+ , > 200g/m.sq.	10057	83		
115400 Man-made filaments	**20553**	**170**	**3560**	**29**
115401 Sewing thread of man-made filaments	3660	30	3560	29
115402 Synthetic filament yarn	2100	17		
115407 Woven fabrics of synthetic filament yrn	14793	122		
115500 Man-made staple fibres	**0**	**0**	**87237**	**715**
115502 Artificial filament tow			87237	715
115508 Sewing thread man-made staple fibres	0	0		
115600 Wadding, felt and nonwovens; special yarns etc.	**10002**	**82**	**8629**	**71**
115602 Felt, coated,covered/laminated	10002	82	8268	68
115603 Nonwovens, coated,covered/laminated			361	3
115900 Impregnated, coated, covered textile fabrics etc.	**95087**	**788**	**94102**	**769**
115903 Tex fabrics impregnated,coated etc			34	0
115906 Rubberised text fabrics			459	4
115910 Transmission/conveyor belts, of text mtrl	51925	429	63427	519
115911 Text products & artcles	43163	359	30182	246
116000 Knitted or crocheted fabrics	**229**	**2**		
116004 Knitted or crochetd fabrics, exd.30 cm	229	2		
116200 Articles of apparel & cloth accessories, not knitted/crocheted			**21**	**0**
116203 Men/boys suits, jakets etc			21	0
116300 Other made up textile articles; sets; worn clothing and worn textile articles; rags	**3222**	**27**		
116301 Blankets and traveling rugs	2527	21		
116307 Other made up articles incl dress patterns	695	6		
120000 Footwear,Hradgear, Umbrellas, Sun Umbrellas, Walking Sticks, Seat-Sticks, Whips, Riding-Crops and Parts Thereof Etc	**0**	**0**		
126500 Headgear and parts thereof	**0**	**0**		
126505 Hat and other headgear knitted/croched	0	0		
130000 Articles of Stone, Plaster, Cement, Asbestos, Mica or Similar Materials; Ceramic Products; Glass and Glassware	**3536**	**29**	**11562**	**95**
136800 Articles of stone, plaster, asbestos, mica etc.	**2090**	**17**	**8077**	**66**
136804 Millstone, grindstone, grinding wheel etc.	1736	14	5883	48
136805 Natural/art abrasive powder/grain	277	2	1958	16
136806 Slag wool, rock wool etc.	18	0		
136813 Friction material & articles	59	0	236	2
136900 Ceramic products	**81**	**1**	**121**	**1**
136909 Ceramic wares for lab, chemical uses etc.	77	1	121	1
136914 Other ceramic articles	4	0		

Import payments by countries /commodities Table-3.2 (Contd.)
(Four digit level HS code)

(First two digit section, second two digit chapter and last two digit indicate four digit level commodities)

(Amount in thousand)

HS Code - Countries/Commodities	2024 - 2025		2025 - 2026	
	Amount (BDT)	Amount (USD)	Amount (BDT)	Amount (USD)
137000 Glass and glassware	**1364**	**11**	**3364**	**28**
137002 Glass in balls,rods, unworked	595	5	178	1
137004 Drawn glass, blown glas, etc.			132	1
137005 Float glass, polished glass, etc.	82	1	511	4
137010 Carboys, bottles, flasks, jar etc.	20	0	367	3
137017 Lab,hygnic/pharmaceautical glassware			748	6
137020 Other articles of glass	668	5	1428	12
150000 Base Metals & Articles of Base Metal	**427598**	**3547**	**352505**	**2886**
157200 Iron and Steel	**121005**	**1001**	**16537**	**135**
157208 Flat-rolled prodt, >= width 600 mm, hot-rolled	10621	87	8726	71
157209 Flat-rolled prodt, >= width 600 mm, cold-rolled	88238	731		
157210 Flat-rolled prodt, >= width 600 mm, clad,plated	22115	182	7650	63
157211 Flat-rolled prodt, width 600 mm,not clad,plated	25	0	0	0
157216 Angles,shpes & sections of iron	1	0		
157219 Flat-rolled prodt of stainless steel >= width 600mm			3	0
157228 Other bars & rods, of other alloy steel	4	0	157	1
157300 Articles of Iron and Steel	**82310**	**687**	**60840**	**497**
157302 Railway or tramway track,of iron /steel	0	0		
157304 Tubes, pipes etc. other than cast iron	14	0	48	0
157307 Tubes/ pipes fittings of iron / steel	2328	19	5219	43
157308 Structures & parts of structures	256	2	380	3
157310 Tanks, casks, drums etc.	483	4		
157311 Containers for compressed			376	3
157312 Stranded wire, ropes, cables etc.	652	5	572	5
157314 Wire,expanded metal of iron / steel	902	7	1572	13
157315 Chain and parts, of iron/steel	85	1	4640	38
157317 Nails,tacks,drawing pins etc.	99	1		
157318 Screws,bolts,nuts, etc.	63133	529	24830	203
157319 Sewing/knitting needles, etc.			1220	10
157320 Springs &leaves for springs	8185	68	5546	45
157322 Radiators for central heating			1205	10
157323 Table,kitchen articlese,of iron	196	2		
157326 Other articles of iron or steel	5976	49	15231	124
157400 Copper and Articles Thereof	**233**	**2**		
157412 Copper tube or pipe fittings	128	1		
157419 Other articles of copper	104	1		
157500 Nickel and Articles Thereof			**309**	**3**
157507 Nickel tubes, pipes & fittings			309	3
157600 Aluminium and Articles Thereof	**196122**	**1625**	**243809**	**1998**
157604 Aluminium bars, rods & profiles	5	0	1884	15
157607 Aluminium foil, backed/not backed	185664	1539	216913	1778
157612 Aluminium cask, drum, cans, boxes, etc.	10240	85	23817	195

Import payments by countries /commodities Table-3.2 (Contd.)
(Four digit level HS code)

(First two digit section, second two digit chapter and last two digit indicate four digit level commodities)

(Amount in thousand)

HS Code - Countries/Commodities	2024 - 2025		2025 - 2026	
	Amount (BDT)	Amount (USD)	Amount (BDT)	Amount (USD)
157616 Other aluminium articles	212	2	1195	10
158200 Tools, implements, cutlery, spoons and forks, of base metal; parts thereof of base metal	**24804**	**206**	**30180**	**246**
158202 Hands saws, blades saws etc.	715	6		
158203 Files, rasps, pliers, etc.	748	6	1625	13
158204 Hand-operated spanners & wrenches	2441	20		
158205 Hand tools n.i.e	897	8	16561	135
158206 Tools of two or more, in sets	55	0		
158207 Interchangeable tools, for hand tools	5683	47	2327	19
158208 Knives & cutting blades	14001	117	9486	78
158211 Knives with cutting blades	63	1	110	1
158213 Scissors, tailors shears & blades	133	1		
158214 Other articles of cutlery			70	1
158215 Spoons, forks, ladles, skimmers etc.	67	1		
158300 Miscellaneous articles of base metal	**3125**	**26**	**830**	**7**
158301 Padlocks & locks, of base metal	125	1		
158302 Base metal mountings,fittings & articles etc.	675	5	802	7
158308 Clasps, frames, hooks etc.	1886	16		
158310 Sign-plates, name-plates, address-plate etc.			28	0
158311 Wire, rods, tubes plates, of base metal	439	4		
160000 Machinery and mechanical appliances; electrical equipment; parts thereof; soundrecorders and reproducers, television image and soundrecorders and reproducers; and parts and accessories of such articles	**6744855**	**55646**	**6533993**	**53411**
168400 Nuclear reactors, boilers, machinery and mechanical appliances; parts thereof	**6270583**	**51715**	**4875358**	**39849**
168402 Steam /other vapour generating boilers			19	0
168405 Producer gas/water gas generators	120	1		
168406 Steam turbines & other vapour turbines	6118	51	3108	25
168407 Spark-ignition/rot piston engines	120908	998		
168408 Compression-ignition piston engin	22	0		
168409 Parts spark-ignition pistn engin	26977	223	49013	400
168411 Turbo-jet turbo-propellers etc.	166570	1382	24040	197
168412 Other engines and motors	9514	78	12512	102
168413 Pumps for liquids	7903	65	20898	171
168414 Air/vacum pumps, gas compressors & fans	394424	3260	179948	1472
168415 Air conditioning machines	55818	457	98802	808
168417 Industrial/lab furmaces & oven etc.	325	3	391	3
168418 Refrigerators,freezers & othr	2128	17	771	6
168419 Machinery, plant/ lab equipments etc.	1389299	11356	771733	6311
168420 Calendering/other roling machines	136429	1143	38306	313
168421 Centrifuges, filtering machinery rtc.	40365	333	21830	178
168422 Dish washing machines, etc.	780823	6408	366529	2994
168423 Weighing machinery, etc.	35693	297	12667	104
168424 Mechanical appliances & the like	1282	11	1779	15
168428 Other Lifting, handling, etc.machinery	328151	2720	93552	766
168431 Parts suitable of machinery	234	2	14	0

Import payments by countries /commodities Table-3.2 (Contd.)
(Four digit level HS code)

(First two digit section, second two digit chapter and last two digit indicate four digit level commodities)

(Amount in thousand)

HS Code - Countries/Commodities	2024 - 2025		2025 - 2026	
	Amount (BDT)	Amount (USD)	Amount (BDT)	Amount (USD)
168435 Presses, crushers etc. machinery	90	1		
168436 Other agri, horti, poltry-kep machinery	127	1	3718	30
168437 Machines cleaning, sorting/grading seed etc.			38622	316
168438 Machinery n.i.e	7598	64	41067	335
168439 Machinery making pulp/paper/board			12	0
168440 Book-binding machinery	4339	36	3448	28
168441 Other machinery making pulp/paper/board	21778	184	11837	97
168442 Machinery,apparatus,& equpment	30719	255	13557	111
168443 Printing machinery	82233	689	27266	223
168445 Machine preparing txtile fibres	734251	6069	327122	2675
168446 Weaving machines(looms)	227670	1888	359404	2937
168447 Knitting machines stitch-bonding etc.			19396	158
168448 Auxiliary mach for extrd, drw mch etc.	1079683	8942	608719	4978
168450 Household/laundry-type washing mach			316	3
168451 Machinery for washing, cleaning etc.	188021	1552	136796	1119
168452 Sewing machines, n/book sewng mach	1635	14	2159	18
168455 Metal rollng mills and rolls thereof			439043	3580
168460 Machine-tools deburring, sharpening etc.	10250	84	16681	137
168462 Machine-tools forging, hammering etc.			42842	351
168463 Other machine-tools for working metal	146	1		
168464 Machine-tools working stone, ceramic etc.	86	1		
168465 Machine-tools working stapling, wood, etc.	14505	121	1156	9
168466 Parts & accessories for machine-tools	1253	10	7962	65
168467 Tools for working in the hand etc.	61	1	550	5
168470 Calculating machines etc	37	0		
168471 Automatic data processing machines etc.	11812	97	5989	49
168473 Parts & accessories of office machineries	4690	39	2979	24
168474 Machinery washing, crushing etc.	9	0	2771	23
168475 Machines for assembling elect. lamps etc.	1956	16		
168477 Machinery for working rubber/plastics	121521	998	513880	4201
168478 Machinery preparng/making up tobaco	36265	298	263115	2152
168479 Mechanical appl indivial func. n.i.e	22803	190	15741	129
168480 Moulding boxes for metal foundry etc.			54920	447
168481 Taps, cocks, valves & similar etc.	32391	269	24508	200
168482 Ball/ roller bearings	20202	167	20623	169
168483 Transmission shafts, crank, bearing etc.	78288	648	74662	610
168484 Gaskets & similar joints of metal sheeting etc.	498	4	1461	12
168487 Machinery parts,not cont. elect. connectors	32563	270	97121	793
168500 Electrical machinery and equipment and parts thereof; sound recorders and reproducers, television imageand sound recorders and reproducers and parts and accessories of such articles	**474272**	**3932**	**1658635**	**13562**
168501 Electric motors and generator	32774	271	28188	231
168503 Parts electric motor,gen. Set	6244	51	12506	102
168504 Electric transformer, inductors etc.	55276	461	84867	694

Import payments by countries /commodities Table-3.2 (Contd.)
(Four digit level HS code)

(First two digit section, second two digit chapter and last two digit indicate four digit level commodities)

(Amount in thousand)

HS Code - Countries/Commodities	2024 - 2025		2025 - 2026	
	Amount (BDT)	Amount (USD)	Amount (BDT)	Amount (USD)
168505 Electro-magnets;and articles	2444	20	1024	8
168506 Primary cels & primary baterie	4189	34	5564	45
168507 Electric accumulator;			41734	341
168509 Eletro-mechanical domestic appliances			242	2
168511 Electrical ignition equipment, etc.	760	6	3270	27
168514 Industrial/lab electric furnaces, ovens, etc.	13167	108	3866	32
168515 Electric laser/photon beam , etc.	9633	79	5032	41
168516 Electric storage water heater, etc.	2434	20	1476	12
168517 Telephone sets , other apparatus etc.	5496	45	207237	1695
168518 Microphones & stands therefor;			25	0
168523 Discs, tapes, smart cards etc.	24538	203	614986	5036
168525 Transmission appart radio-tel, etc.			4018	33
168526 Radar apts,radio remote,etc apts	52450	437	276693	2254
168528 Monitors and projectors etc.	2090	17	3643	30
168528 Monitors and projectors,not incorporating television reception apparatus;reception apparatus for television,whether or not incorporating radio broadcast receivers or sound or videorecording or reproducing apparatus	229	2	10747	88
168529 Parts suitable for use solely or principally with the apparatus of headings Nos.85.25 to 85.28			168	1
168529 Parts,trans,reception etc.,apts	2301	19	11587	95
168531 Electrical sound/visual sig apts	8616	72	167	1
168533 Electrical resistors, not heating	914	8	157	1
168534 Printed circuits	8191	68	1849	15
168535 Electrical apts for switching > 1000 volts	4348	36	2113	17
168536 Electrical apparatus for switching or protecting electrical circuits,or for making connections to or in electrical circuits for a voltage notexceeding 1,000 volts; connectors for optical fibres,optical fibres,optical fibre bundles or cables	20640	174	649	5
168536 Electrical apts for switching 1000 volts	29157	245	41577	340
168537 Boards, panels, consols, etc.	108626	891	199149	1629
168538 Parts: of electrical switching,apts.	31744	262	40759	334
168539 Electric filament/discharge lamps	8174	68	19881	163
168540 Thermionic,cold cathode valves etc.	38	0		
168541 Diodes, transistors, semi-conductor etc.	3598	30	1620	13
168542 Electronic, integrated circuits	5007	42	2050	17
168543 Electrical machines & apts. n.i.e.	5730	47	2943	24
168544 Insulatd wire, cable etc.	20130	167	22026	180
168545 Carbon electrodes, carbon brushes etc.			5269	43
168546 Electrical insulators any metarial	51	0		
168547 Insulating fitting for electrical machines	4847	41	1552	13
168548 Electrical parts of machinery or apparatus, not specified or included elsewhere in th	438	4		
170000 Vehicales, Aircraft, Vessels and Associated Transport Equipment	**75489**	**628**	**715228**	**5847**
178700 Vehicles other than railway or tramway rollingstock, and parts and accessories thereof	**3519**	**29**	**35**	**0**
178708 Parts,accessories, motor vehicles	3406	28	35	0

Import payments by countries /commodities Table-3.2 (Contd.)
(Four digit level HS code)

(First two digit section, second two digit chapter and last two digit indicate four digit level commodities)

(Amount in thousand)

HS Code - Countries/Commodities	2024 - 2025		2025 - 2026	
	Amount (BDT)	Amount (USD)	Amount (BDT)	Amount (USD)
178714 Parts,accessories, of motorcycle/bicycles	90	1		
178716 Trailer & semi-trailers;	23	0		
178800 Aircraft, spacecraft and parts thereof	**71970**	**600**	**9987**	**82**
178802 Other aircraft, helicopters etc.	67754	564		
178807 Parts of goods heading 88.01, 88.02 or 88.06	4216	35	9987	82
178900 Ships, boats and floating structures			**705206**	**5765**
178908 Vessels & other,breaking up			705206	5765
180000 Optical, Photographic, Cinematographic, Measuring, Checking, Precision, Medical Orsurgical Instruments and Apparatus; Clocks and Watches; Musical Instruments; Parts and Accessories Thereof	**1745729**	**14476**	**1780021**	**14553**
189000 Optical, photographic, cinematographic, measuring, checking, precision, medical orsurgical instruments and apparatus; parts and accessories thereof	**1596042**	**13235**	**1603707**	**13113**
189001 Optical fibres etc	234	2	35	0
189002 Lenses, prisims, mirrors etc.	20	0	32	0
189012 Microscopes excl opt micros	6707	57	11019	90
189013 Liquid crystal devices	128	1		
189014 Direction finding compasses	5309	44		
189015 Surveying, hydrographic etc.	77863	640	22256	182
189016 Balances of a sensitivity of 5cg	138015	1156	4523	37
189017 Drawing, marking-out etc. inst.	854	7	721	6
189018 Instruments in medical,surgical, etc.	556772	4620	661221	5404
189019 Mechano-therapy,etc,appliances	53767	445	96220	787
189020 Other breathing appliance,gas masks			85	1
189021 Orthopaedic,appliances etc.	124019	1024	171484	1402
189022 Appratus based on x-ray,alpha, etc.	286	2	540	4
189024 Machines, hardness,strength test etc.	112542	927	48803	400
189025 Hydrometers,thermometers etc.	12248	102	18192	149
189026 Instruments, checking flow,level etc.	96193	799	63294	517
189027 Instruments, physical, chemical analysis etc.	229523	1902	219230	1793
189028 Gas,liquid, electricty meters			343	3
189029 Revolution counters,taximeters etc.	2097	17	2212	18
189030 Oscilloscopes, spectrum analysers etc.,	1119	9	100	1
189031 Measuring/checking instrument	139091	1156	231115	1892
189032 Automatic regulating instru	31067	258	18134	149
189033 Parts & accessories n.i.s	8187	67	34149	279
189100 Clocks and watches and parts thereof	**149687**	**1241**	**176314**	**1440**
189101 Wrist, pocket-watches etc w/ precious metal	48043	400	48442	396
189102 Wrist, pocket, watch,other than 90.01	99235	822	124961	1021
189105 Other clocks			509	4
189108 Watch complete & assembled	19	0		
189112 Clock case/similar for goods	1	0	21	0
189113 Watch straps/bands & parts			147	1
189114 Other clock or watch parts	2389	20	2235	18

Import payments by countries /commodities Table-3.2 (Contd.)
(Four digit level HS code)

(First two digit section, second two digit chapter and last two digit indicate four digit level commodities)

(Amount in thousand)

HS Code - Countries/Commodities	2024 - 2025		2025 - 2026	
	Amount (BDT)	Amount (USD)	Amount (BDT)	Amount (USD)
180000 Optical, photographic, clocks, musical instruments etc.			**3820**	**31**
189000 Optical, photographic, etc.			**3820**	**31**
189014 Direction finding compasses			3820	31
190000 Arms and Ammunition; Parts and Accessories Thereof	**1422500**	**11854**		
199300 Arms and ammunition; parts and accessories thereof	**1422500**	**11854**		
199301 Military weapons	1422500	11854		
200000 Miscellaneous Manufactured Articles	**8533**	**70**	**37415**	**306**
209400 Furniture; bedding, mattresses, mattress supports, cushions and similar stuffed furnishings; lamps and light fittings, not elsewhere specified or included; illuminated signs, illuminatednameplates and the like; prefabricated buildings	**616**	**5**	**11357**	**93**
209402 Medical, surgical, dental furniture			7328	60
209403 Other furniture & parts			373	3
209405 Lamps and lighting fittings & parts	616	5	3657	30
209600 Miscellaneous manufactured articles	**7917**	**65**	**26058**	**213**
209603 Brooms, brushes, etc.	6764	55	14804	121
209607 Slide fasteners and parts	392	3	10955	89
209608 Ball point pens & markers	0	0	6	0
209612 Typewriter ribbons,inked, etc.	761	6	292	2
Taiwan: Province Of China	**104084681**	**861064**	**99327111**	**812330**
010000 Live Animals and Animal Products	**414738**	**3422**	**421382**	**3444**
010300 Fish and crustaceans, molluscs and other aquatic invertebrates	**51**	**0**	**4712**	**39**
010301 Live fish	51	0	18	0
010303 Fish frozen excld. fish fillet			4666	38
010308 Aquatic invertebrates not crustns & molluscs			27	0
010500 Products of animal origin, not elsewhere specified orincluded	**414687**	**3422**	**416670**	**3405**
010505 Skin & other parts of birds	414687	3422	416646	3405
010508 Coral & simlar materials, unworked			24	0
020000 Vegetable Products	**94833**	**786**	**62154**	**508**
020900 Coffee, tea, mate and spices	**36**	**0**	**75**	**1**
020901 Cofee, not roastd or roasted	16	0		
020902 Tea	21	0	75	1
021200 Oil seeds and oleaginous fruits; miscellaneous grains; seeds and fruit; industrial or medicinal plants; straw and fodder	**94796**	**785**	**60001**	**491**
021207 Other oil seed & oleagious fruits	7858	65	907	7
021209 Seed,fruit & spores for sowing	86938	720	59094	483
021300 Lac; Gums, Resins and other vegetable saps and extracts			**2079**	**17**
021302 Vegetable saps and extracts;			2079	17
030000 Animal or vegetable fats and oils and their cleavage products; prepared edible fats; animal or vegetable waxes	**9290**	**77**	**10273**	**84**

Import payments by countries /commodities Table-3.2 (Contd.)
(Four digit level HS code)

(First two digit section, second two digit chapter and last two digit indicate four digit level commodities)

(Amount in thousand)

HS Code - Countries/Commodities	2024 - 2025		2025 - 2026	
	Amount (BDT)	Amount (USD)	Amount (BDT)	Amount (USD)
031500 Animal or vegetable fats and oils and their cleavage products; prepared edible fats; animal or vegetable waxes	**9290**	**77**	**10273**	**84**
031518 Animal/veg. fats & oils, boiled, oxidised etc.	9244	77	10273	84
031521 Vegetable waxes & beewaxes etc.,not refined	46	0		
040000 Prepared foodstuffs; Beverages, Spirits and vineger; Tobacco and manufactured tobacco substitues	**94875**	**783**	**137897**	**1127**
041700 Sugars and sugar confectionery			**440**	**4**
041702 Other sugar incl. lactos glucos			440	4
041800 Cocoa and cocoa preparations	**67**	**1**	**62**	**1**
041806 Chocolate/food prep. Contain. Cocoa	67	1	62	1
041900 Preparations of cereals, flour, starch or milk; pastry cooks' products	**512**	**4**	**5543**	**45**
041903 Tapioca & substitutes thereof	512	4	5543	45
042000 Preparations of vegetables, fruit, nuts or other parts of plants	**3145**	**26**	**4041**	**33**
042007 Jams,fruit jellies etc.	1969	16	4041	33
042009 Frut & vegetable juices	1176	10		
042100 Miscellaneous edible preparations	**10939**	**90**	**6247**	**51**
042103 Sauces and preparations thereof			764	6
042106 Food preparations n.e.s	10939	90	5484	45
042300 Residues and waste from the food industries; Prepared animal fodder	**80213**	**662**	**121563**	**994**
042309 Preparations of a kind used in animal feeding	80213	662	121563	994
050000 Mineral Products	**7255426**	**59508**	**7287579**	**59635**
052500 Salt; sulphur; earths and stone; plastering materials, lime and cement	**25888**	**216**	**251834**	**2065**
052501 Salt and pure sodium chloride	8399	70	2325	19
052505 Natural sand of all kinds	441	4	199	2
052506 Quartz other than natural sands			106	1
052507 Kaolin and other kaolinic clays;	1263	10	413	3
052508 Other clays;	8637	72	1715	14
052513 Pumice stone, emery etc.			5	0
052517 Pebble, gravel, broken or crushd stone	1255	10	1027	8
052519 Natural magnesium carbonate & other	2712	23		
052523 Portland cement			239293	1962
052525 Mica incl. splitting,mica waste			123	1
052526 Natural steatite; crushed or not crushed	1385	11	1666	14
052529 Feldspar,fluorspar, leucite; etc.	354	3	2903	24
052530 Mineral substancees n.e.s	1441	12	2061	17
052700 Mineral fuels, mineral oils and products of their distillation bituminous substances; mineral waxes			**1889**	**15**
052707 Oils & other products of coal tar			1889	15
052700 Mineral fuels, mineral oilsand products of their distillation bituminous substances; mineral waxes	**7229538**	**59292**	**7033856**	**57555**
052701 Coal;briquettes ovoid etc.	94696	776		
052706 Tar distilled from coal or lignite	7991	66		

Import payments by countries /commodities Table-3.2 (Contd.)
(Four digit level HS code)

(First two digit section, second two digit chapter and last two digit indicate four digit level commodities)

(Amount in thousand)

HS Code - Countries/Commodities	2024 - 2025		2025 - 2026	
	Amount (BDT)	Amount (USD)	Amount (BDT)	Amount (USD)
052706 Tar distilled from coal,from lignite or from peat, and other mineral tars,whether or not dehydrated or partially distilled,including reconstituted tars			12845	105
052707 Oils & other products of coal tar	12027	99	19916	163
052710 Petroleum oils and oils obtained from bituminous minerals,other than crude; preparations not elsewherespecified or included,containing by weight 70% or more of petroleum oils or of oils obtained from bituminous minerals,these oils being the basic constituents of the preparation;waste oils	203481	1683	181573	1487
052710 Petroleum oils, refined	6370931	52269	6818398	55791
052711 PETROLEUM GASES AND OTHER GASEOUS HYDROCARBONS	539642	4392		
052712 Petroleum jely;paraffin wax,etc	769	6	1126	9
060000 Products of the Chemical or Allied Industries	**10641025**	**88224**	**10335351**	**84510**
062800 Inorganic chemicals; organic or inorganic compounds of precious metals, of rare-earth metals, of radioactive elements or of isotopes	**466197**	**3866**	**457109**	**3739**
062803 Carbon	46532	386	103087	843
062804 Hydrogen, rare gases etc.			2	0
062805 Alkali, rare earth metals, mercury etc.	39839	331	35956	294
062806 Hydrogen chloride, chlorosulphuric acid	303	3	2957	24
062808 Nitric acid;sulphonitric acids			25139	205
062810 Oxides of boron; boric acids	13390	112		
062811 Other inorganic acids, other inorganic oxygen	13008	108	3729	30
062815 Sodium or potasium hydroxide	3100	25	1845	15
062817 Zinc oxide; zinc peroxide	9392	77	48287	396
062820 Manganese oxides	1152	9	546	4
062822 Cobalt oxides & hydroxides	9668	80	4065	33
062823 Titanium oxides	3669	30	5243	43
062825 Hydrazine/hydroxylamine & salt etc.			79	1
062826 Fluorides,fluorosilicates,etc			4867	40
062827 Chloride/bromide/iodides	6746	55	11462	94
062828 Hypochlorites chlorites	2992	25		
062830 Sulphides; polysulphides	5150	42	3232	27
062831 Dithionites and sulphoxylates	14143	117	12082	99
062833 Sulphate alums, peroxosulphate	1392	12	6930	57
062835 Phosphinates, phosphonates	30546	254	22428	184
062836 Carbonates; peroxocarbonates	14439	118	8986	73
062839 Silicates, commercial alkali metal silicates	238421	1979	151264	1238
062842 Other salt of inorganic acids/peroxoacids	7835	65	4860	40
062846 Compounds inorganic/organic,etc.	4318	36		
062847 Hydrogen peroxide not solidified urea	163	1		
062849 Carbides not chem. defined			63	1
062900 Organic chemicals	**2768586**	**22991**	**2817966**	**23042**
062901 Acyclic hydrocarbons	2093	17		
062902 Cyclic hydrocarbons	351477	2912	456879	3736

Import payments by countries /commodities Table-3.2 (Contd.)
(Four digit level HS code)

(First two digit section, second two digit chapter and last two digit indicate four digit level commodities)

(Amount in thousand)

HS Code - Countries/Commodities	2024 - 2025		2025 - 2026	
	Amount (BDT)	Amount (USD)	Amount (BDT)	Amount (USD)
062903 Halogenated derivative of hydrocarbons			5521	45
062904 Sulphonated nitrated or nitrosated	90	1	116	1
062905 Acyclic alcohol/halogn sulpho,etc	578657	4808	611163	4999
062907 Phenols;phenol-alcohols	6928	58	6410	52
062909 Ether,ether alcohols, etc.	112666	929	64962	531
062912 Aldehydes	6230	53	516	4
062914 Ketone & quinon etc.	449309	3722	517782	4233
062915 Saturated acyclice,monocarboxilic acid etc.	226250	1873	232824	1904
062916 Unsaturated acyclic monocarboxylic acid etc.	19175	159	5527	45
062917 Polycarboxylic acids	633355	5280	522142	4268
062918 Carboxylic acids	17195	146	30144	246
062921 Amine function compounds	45462	376	6967	57
062922 Oxygen-function amino-compound	53062	440	76319	623
062923 Qaternary ammonium salts etc.	396	3		
062924 Carboxyamide amide- func. Comp.	62935	524	56668	465
062926 Nitrile-function compounds	255	2		
062927 Diazo, azo or azoxy-compounds	987	8	10376	85
062931 Other, organo-inorganic comp.	2980	25	8589	70
062932 Heterocyclic compound w/oxygen			4257	35
062933 Heterocyclic comp w/nitrogen	11969	100	4365	36
062934 Nucleic acids & their salts;	36918	303	35901	293
062935 Sulphonamidcs	1933	16		
062936 Provitamins & vitamins etc.	11174	92	44490	363
062937 Hormones, prostaglandins etc.	55532	468	2530	21
062939 Vegetable alkaloids, & their salts;	5351	44	5199	43
062941 Antibiotics	67913	564	105224	862
062942 Other organic compounds	8294	68	3096	25
063000 Pharmaceutical products	**69036**	**573**	**151919**	**1243**
063002 Humn & animal blood	61328	508	147538	1207
063004 Medicament consist. mixed/unmixed,for therapeutic use	6701	57	3887	32
063006 Pharmaceutical goods	1007	8	493	4
063100 Fertilisers	**58436**	**485**	**204544**	**1679**
063102 Mineral or chemical fertilisers, nitrogenous	6862	57	4966	41
063104 Mineralor chemical fertilzers, potassic	51574	427	199578	1639
063200 Tanning or dyeing extracts; Tannins and their derivatives; Dyes, pigments and other colouring matter; Paints and varnishes; Putty and other mastics; Inks	**3408638**	**28242**	**3447111**	**28179**
063202 Synthetic organic/ inorganic tanning subs.	11358	93	12014	98
063204 Synthetic organic colouring matter	2089843	17307	1905437	15575
063206 Other Colouring matter;	20668	170	28883	236
063207 Prepared pigments, opacifiers etc.	721452	5980	880959	7204
063208 Paints and varnishes;	218409	1811	262615	2146
063209 Other paints and varnishes ;	53382	444	51583	422
063210 Other paint and varnishes use for finishing leather	12509	104	25940	212

Import payments by countries /commodities Table-3.2 (Contd.)
(Four digit level HS code)

(First two digit section, second two digit chapter and last two digit indicate four digit level commodities)

(Amount in thousand)

HS Code - Countries/Commodities	2024 - 2025		2025 - 2026	
	Amount (BDT)	Amount (USD)	Amount (BDT)	Amount (USD)
063211 Prepared driers			114	1
063212 Pigments dispersed in non-aqueous	42779	355	40919	335
063213 Artist student or signbord painters'			251	2
063214 Glaziers putty,grafting putty etc.	4219	35	352	3
063215 Printing ink, writing draw/other ink	234018	1941	238043	1946
063300 Essential oils & resinoids; Perfum, cosmetic or toilet preperations	**1604**	**13**	**3148**	**26**
063302 Mix of odoriferous substancees	236	2		
063304 Beauty/make-up/skin preparatin	122	1	913	7
063307 Pre-shave,shaving/after-shave	1246	10	2235	18
063400 Soap, organic surf-active agents, lubricating etc.	**1253191**	**10400**	**950386**	**7772**
063401 Soap;organic surfac-active prodts & preparations	160	1	2237	18
063402 Organic surfac-active agents	1025018	8498	863142	7058
063403 Lubricat preparations etc.	168964	1410	57009	467
063404 Artificial wax & prepared wax	45497	377	25479	209
063405 Polish and cream for footwear, furniture etc.	13552	114	1883	15
063407 Modelling pastes of plaster			635	5
063500 Albuminoidal substances; modified starches, glues, enzymes	**588721**	**4877**	**532713**	**4355**
063505 Dextrins & other modified starches	57520	475	81049	662
063506 Prepared glues & other prep. adhesives	408833	3392	400303	3273
063507 Enzymes; prepared enzymes n.e.s	122368	1010	51360	420
063700 Photographic or cinematographic goods	**16403**	**136**	**14633**	**120**
063701 Photographic plates & film flat etc.	4041	33	3676	30
063702 Photographic film in rolls	3343	28	2937	24
063703 Photographic paper, paper board etc.	1070	9	1113	9
063707 Chemical prep. for photographic use	7948	66	6907	56
063800 Miscellaneous chemical products	**2010214**	**16641**	**1755823**	**14356**
063808 Insecticides, rodenticides etc.	23207	191	7151	59
063809 Finishing agents,dye carriers etc.	1624722	13448	1305942	10678
063810 Pickling preparations for metal surfaces etc.	29563	244	21870	179
063811 Anti-knock prep, oxidation inhibitors etc.	474	4	2636	22
063812 Prepared rubber accelerators;	4339	36	3272	27
063812 Prepared rubber accelerators;compounds plasticisersfor rubber or plastics,notelsewhere specified or included;antioxidising preparations and other compound stabilisers for rubber or plastics	20417	170	19589	160
063814 Organic composites solvents & thinners	86596	717	78106	638
063815 Reaction initiator & accelerators	6944	57	2489	20
063819 Hydraulic brake fluids	1820	15	264	2
063820 Anti-freezing preparations			2	0
063821 Prepared culture media	0	0		
063822 Diagnostic or laboratory reagents	93671	774	127643	1044
063823 Industrial monocarboxylic fatty acids;	1855	15	2755	23
063824 Prepared binders for foundry moulds;	116606	969	184103	1505
060000 Products of the chemical or allied industries	**67**	**1**	**971**	**8**

Import payments by countries /commodities Table-3.2 (Contd.)
(Four digit level HS code)

(First two digit section, second two digit chapter and last two digit indicate four digit level commodities)

(Amount in thousand)

HS Code - Countries/Commodities	2024 - 2025		2025 - 2026	
	Amount (BDT)	Amount (USD)	Amount (BDT)	Amount (USD)
063400 Soap, organic surf-active agents, lubricating etc.	**67**	**1**	**971**	**8**
063402 Organic surfac-active agents	67	1	971	8
070000 Plastics & Rubber Articles Thereof	**30292158**	**250770**	**27073811**	**221410**
073900 Plastics and articles thereof	**28463341**	**235623**	**25530870**	**208798**
073901 Polymers of ethylene, in primary forms	2679482	22170	4211270	34448
073902 Polymers/ propylen/olefin in primary forms	2653580	21962	1858369	15191
073903 Polymers of styrenein in primary forms	5550592	45913	4789251	39158
073904 Polymers of vinyl chloride etc. in primary	12040068	99697	9473055	77491
073905 Polymers of vinyl acetate/ester in primary	228409	1889	231380	1892
073906 Acrylic polymers in primry forms	868442	7193	578063	4725
073907 Polyacetals in primary forms	1471664	12194	1502767	12286
073907 Polyacetals,other polyethers and epoxide resins,in primary forms;polycarbonates,alkyd resins,polyallylesters and other polyesters,in primary forms	207878	1737	137510	1126
073908 Polyamides in primary forms	50960	424	38460	315
073909 Amino-resins, in primary forms	225797	1868	137659	1126
073909 Amino-resins, phenolic resins and polyurethanes, in primary forms	12922	107	13158	108
073910 Silicons in primary forms	67056	555	52634	430
073911 Petroleum resins, in primary forms	64833	535	66817	546
073912 Cellulose & chemical dertives in primary	770653	6396	786094	6427
073913 Natural polymers, in primary forms	10	0		
073914 Ion-exchangers based polymr primay	5778	47		
073915 Waste,parings & scrap or plastic			6707	55
073916 Monofilament , of plastics			25	0
073917 Tube, pipe & hoses etc of plastics	40767	336	25682	210
073918 Floor coverings of plastics	132	1	493	4
073919 Self-adhesive, plates, sheets etc of plastics	276012	2285	411097	3360
073920 Other plates,sheets,etc of plastic, non-cellular	406496	3366	389891	3189
073921 Other Plates, sheets etc. of plastics	135793	1111	105805	866
073922 Baths,shower-baths, wash-basin etc.			414	3
073923 Artilces for the conveyance	525478	4345	461100	3770
073924 Tableware, kitchenware, of plastics	729	6	5403	44
073925 Builders' wares of plastics n.e.s			139	1
073926 Other plastics & articles	179810	1485	247592	2025
073926 other articles of plastics and articles of other materials of heading Nos. 39.01 to 39.14			35	0
074000 Rubber and articles thereof	**1828817**	**15147**	**1542940**	**12613**
074001 Natural rubber, balata etc.	4	0	693	6
074002 Synthetic rub/factice deriv from oil	1553331	12860	1245557	10181
074005 Compound rubber, in primry form	6844	56	6710	55
074006 Other forms & article of rubber	2279	19	5895	48
074007 Vulcanised rubber thread & cord	435	4		
074008 Plates, sheets etc. of vulcan rubber	21933	181	5196	43
074009 Tubes pipes & hoses etc.	376	3	783	6

Import payments by countries /commodities Table-3.2 (Contd.)
(Four digit level HS code)

(First two digit section, second two digit chapter and last two digit indicate four digit level commodities)

(Amount in thousand)

HS Code - Countries/Commodities	2024 - 2025		2025 - 2026	
	Amount (BDT)	Amount (USD)	Amount (BDT)	Amount (USD)
074010 Conveyor/transmisions belts of rub	26318	217	25111	205
074011 New pneumatic tyres, of rubber	161081	1342	172531	1411
074011 New pneumatic tyres,of rubber	2660	22	17	0
074012 Retreaded/use pneumatic tyres	811	7	3459	28
074013 Inner tubes, of rubber	0	0	442	4
074014 Hygienic/pharmaceutical articles of rub	305	2	668	5
074015 Articles of apparel & clothing accessories etc.	5043	42	2825	23
074016 Other articles of vulcanised rubber	45659	378	69681	569
074017 Hard rubber in all forms	1736	15	3372	28
080000 Raw Hides and Skins, Leather and Articles Thereof; Saddlery and Harness; Travel Goods, Handbags nad Similar Containers; Articles of Animal Gut	**676239**	**5596**	**885130**	**7231**
084100 Raw hides and skins and leather	**670598**	**5549**	**870478**	**7112**
084101 Raw hides & skins of bovine	9323	77	863	7
084104 Tanned or crust hides & skins of bovine	2410	20	20126	165
084107 Leather further prepared aft tann,of bovine	658836	5451	848742	6934
084113 Leatrer fur prepared aft tann, other animals	29	0	747	6
084200 Articles of leather; saddlery and harness, travel goods, handbags and similar containers; articles of animal gut	**5641**	**47**	**14652**	**120**
084202 Trunks, suit-case, vanity-case etc.	26	0		
084203 Articles/ composition of leather	5067	43	687	6
084205 Other articles/ composition of leather	548	5		
084206 Articles of gut not silk-worm gut			13965	114
090000 Wood and Articles of Wood; Wood Charcoal; Cork and Articles of Cork; Manufactures of Straw, of Esparto or Other Plaiting Materials; Basketware & Wickerwork			**205**	**2**
094400 Wood and articles of wood; wood charcoal			**205**	**2**
094416 Casks, barrels, etc.of wood			176	1
094421 Other articles of wood			29	0
100000 Pulp of wood or of other fibrous cellulosic material; recovered (waste and scrap) paper or paperboard; paper and paperboard and articles thereof	**4474264**	**37048**	**4518469**	**36938**
104700 Pulp of wood or of other fibrous cellulosic meterial; Recovered (Waste and scrap) paper or paperboard	**3877**	**32**	**4633**	**38**
104707 Recovered paper/paperboard	3877	32	4633	38
104800 Paper and paperboard; articles of paper pulp, of paper or of paperboard	**3887364**	**32189**	**3856596**	**31525**
104802 Uncoated paper and paper board	274	2	2433	20
104804 Uncoated craft paper & paperboard	2629611	21763	2316195	18933
104805 Other uncoated paper/paprboard	1024940	8496	1154145	9434
104806 Vegetable parchment greaseproof paper etc.	171	1	663	5
104810 Paper and paperboard,coated	29827	248	18404	150
104811 Paper, paperboard, cellulose wadding etc.	143873	1189	123338	1009
104812 Filter blocks, slabs& plates of paper pulp	153	1		
104814 Walpaper & similar wall coverings;	347	3		

Import payments by countries /commodities Table-3.2 (Contd.)
(Four digit level HS code)

(First two digit section, second two digit chapter and last two digit indicate four digit level commodities)

(Amount in thousand)

HS Code - Countries/Commodities	2024 - 2025		2025 - 2026	
	Amount (BDT)	Amount (USD)	Amount (BDT)	Amount (USD)
104816 Carbon paper, not put up in boxes	972	8		
104818 Toilet paper & similar paper etc.	2939	25	948	8
104819 Cartons, boxes, cases, bags of paper	20180	169	94624	772
104821 Paper/board labels of all kind	19466	162	17315	142
104821 Paper/board labels of all kind Whether or nor printed	15	0	3213	26
104822 Bobbins, spools, cops etc. of paper/ pulp	3527	30	119455	977
104823 Other paper/board cellulose wadding etc.	11068	91	5861	48
104900 Printed books, newspapers, pictures etc.	**583022**	**4827**	**657239**	**5375**
104908 Transfers (decalcomanias)	583017	4827	657222	5375
104909 Printed or illustrated postcards	0	0		
104911 Other printed mattrer	5	0	17	0
110000 Textiles & Textile Articles	**24406147**	**201899**	**24131550**	**197343**
115000 Silk	**4256**	**36**		
115002 Raw silk (not thrown)	3754	32		
115007 Woven fabrics silk or silk waste	502	4		
115100 Wool, fine or coarse animal hair; woven fabric	**31**	**0**	**471**	**4**
115106 Yarn of carded wool not retail sale			471	4
115108 Yarn of fine anim hair ,carded or combed	31	0		
115200 Cotton	**1214778**	**10097**	**1308402**	**10702**
115204 Cotton sewing thread	103	1	153	1
115205 Cotton yarn , cont 85%+ weg cotton	6221	51	43921	359
115206 Cotton yarn, less than 85% weg cotton	592	5	1976	16
115208 Woven fabrics of cotton ,>= weg 85%+ , 200g/m.sq.	2876	24	19987	164
115209 Woven fabrics of cotton ,>= weg 85%+ , > 200g/m.sq.	8656	71	123846	1017
115210 Woven fabrics of cotton ,> weg 85%+ , 200g/m.sq.	304238	2513	147100	1204
115211 Woven fabrics of cotton ,> weg 85%+ , > 200g/m.sq.	892092	7433	971392	7941
115212 Other woven fabrics of cotton			29	0
115300 Other vegetable textile fibres; paper yarn etc.	**1844**	**15**		
115309 Woven fabrics of flax	1844	15		
115400 Man-made filaments	**11080482**	**91650**	**10708772**	**87590**
115401 Sewing thread of man-made filaments	13142	109	12934	106
115402 Synthetic filament yarn	843629	7015	1390429	11375
115403 Artificial filment yarn	2187	18	219	2
115404 Synthetic monofilament	3613	30	2930	24
115407 Woven fabrics of synthetic filament yrn	10203044	84353	9284807	75940
115408 Woven fabrics of art fila yrn	14866	124	17453	143
115500 Man-made staple fibres	**1631547**	**13523**	**1247998**	**10207**
115503 Synthetic stable fibres, not carded, combed	42352	352	16905	138
115504 Artificial staple fibres, not carded, combed	16049	136		
115506 Synthetic staple fibres, carded, combed	15700	129	53410	436
115509 Yarn synthetic staple fibres	21829	185	32329	264

Import payments by countries /commodities Table-3.2 (Contd.)
(Four digit level HS code)

(First two digit section, second two digit chapter and last two digit indicate four digit level commodities)

(Amount in thousand)

HS Code - Countries/Commodities	2024 - 2025		2025 - 2026	
	Amount (BDT)	Amount (USD)	Amount (BDT)	Amount (USD)
115512 Woven fabrics of synth stap fibres, cont > 85%	9892	82	47453	390
115513 Woven fabrics of synth stap fibres, weg 170 g/m.sq.	32040	267	49996	409
115514 Woven fabrics of synth stap fibres, weg > 170 g/m.sq.	1388571	11500	1022735	8365
115515 Other woven fab Synthetic stap fibres	35557	293	17013	139
115516 Woven fabrics artificial staple fibres	69559	578	8158	67
115600 Wadding, felt and nonwovens; special yarns etc.	**471875**	**3896**	**483265**	**3950**
115601 Wadding text mterials fibre & articles	50873	418	26214	214
115602 Felt, coated,covered/laminated	8647	72	603	5
115603 Nonwovens, coated,covered/laminated	309717	2558	366639	2997
115604 Rubber thread cord, textile covered,etc	23769	196	20788	170
115605 Metalised yarn	2017	17	3592	29
115607 Twine, cordage, cbles etc.	74238	614	63061	516
115608 Knotted netting of twine, cordage etc			305	2
115609 Artificial yarn, strip, twine etc. n.e.s.	2615	21	2064	17
115700 Carpets and other textile floor coverings			**58**	**0**
115703 Carpets & other text floor coverings ,tuffed			58	0
115800 Special woven fabrics; tufted text. Fabrics; lace; tapestries; trimmings; embroidery	**496111**	**4103**	**409078**	**3345**
115801 Woven pile & chenille fabrics	66772	551	152371	1246
115804 Tulles & other net fabrics	60600	500	14773	121
115806 Narrow woven fabrics	323026	2671	200374	1638
115807 Labeles, badges & similar articles text	30018	250	15680	128
115808 Braids in the pieces etc.	9268	78	5760	47
115810 Embroidery in the piece, in strips	2360	20	18153	149
115811 Quilted text. Prodt. in piece, composed	4066	34	1967	16
115900 Impregnated, coated, covered textile fabrics etc.	**4535029**	**37456**	**4303362**	**35178**
115902 Tyre cord fabrics	94334	779	40794	334
115903 Tex fabrics impregnated,coated etc	4388018	36242	4168091	34073
115906 Rubberised text fabrics	15656	129	14540	119
115907 Text fabrics otherwise impregnated, coated etc	28039	232	70756	578
115909 Text hosepiping & similr tex tubing			656	5
115910 Transmission/conveyor belts, of text mtrl	108	1	17	0
115911 Text products & artcles	8874	73	8508	70
116000 Knitted or crocheted fabrics	**4678328**	**38701**	**5376488**	**43964**
116001 Pile fabrics	426634	3525	572285	4681
116003 Knitted or crochetd fabrics, not exd.30 cm	222	2	6222	51
116004 Knitted or crochetd fabrics, exd.30 cm	1143322	9467	1059529	8660
116005 Wrap knit fabrics	200581	1665	238732	1952
116006 Other knitted or crochet fabrics	2907569	24043	3499721	28620
116100 Articles of apparel & cloth accessories, knitted/crocheted	**170382**	**1410**	**201495**	**1648**
116115 Panty, hose, tights, socks etc.	41	0		
116116 Gloves, mittens & mitts			171	1

Import payments by countries /commodities Table-3.2 (Contd.)
(Four digit level HS code)

(First two digit section, second two digit chapter and last two digit indicate four digit level commodities)

(Amount in thousand)

HS Code - Countries/Commodities	2024 - 2025		2025 - 2026	
	Amount (BDT)	Amount (USD)	Amount (BDT)	Amount (USD)
116117 Other made up clothing accessories	170341	1410	201324	1647
116200 Articles of apparel & cloth accessories, not knitted/crocheted	**25211**	**209**	**13512**	**110**
116215 Ties, bow ties and cravats	605	5	891	7
116216 Gloves, mittens & mitts			15	0
116217 Other made up cloth acesor & parts of garmt	24606	204	12606	103
116300 Other made up textile articles; sets; worn clothing and worn textile articles; rags	**96274**	**802**	**78648**	**643**
116303 Curtans & interior blinds etc	1155	10		
116305 Sacks & bags use for packing goods	1	0		
116306 Tarpaulins,tents, sails etc	29483	250		
116307 Other made up articles incl dress patterns	45436	375	50519	413
116309 Worm clothing & other worm artcles	20199	168	28129	230
120000 Footwear,Hradgear, Umbrellas, Sun Umbrellas, Walking Sticks, Seat-Sticks, Whips, Riding-Crops and Parts Thereof Etc	**108003**	**905**	**267443**	**2187**
126400 Footwear, gaiters and the like; parts of such articles	**38385**	**319**	**267412**	**2187**
126402 Other footwear, outer soles & uppers rubber	1	0	13	0
126403 Footwear with soles of rubber, plastics etc.			6	0
126404 Footwear outer soles rubr/lathr etc	8	0		
126406 Parts of footwear	38375	319	267393	2187
126600 Umbrellas, sun umbrellas, walking-sticks, seat-sticks, whips, riding-crops and parts thereof	**2**	**0**		
126601 Umbrella and sun umbrellas, etc	2	0		
126700 Prepared feathers and down and articles made of feathers; artificila flowers; articles of human hair	**69616**	**586**	**31**	**0**
126701 Skins and other parts of birds	69616	586		
126702 Artificial flowers folige etc.			31	0
130000 Articles of Stone, Plaster, Cement, Asbestos, Mica or Similar Materials; Ceramic Products; Glass and Glassware	**87899**	**728**	**20002**	**164**
136800 Articles of stone, plaster, asbestos, mica etc.	**13037**	**107**	**4203**	**34**
136804 Millstone, grindstone, grinding wheel etc.	10445	85	2441	20
136805 Natural/art abrasive powder/grain	2547	21	1495	12
136813 Friction material & articles	24	0	194	2
136815 Articles of stone/other mineral lsubs	21	0	73	1
136900 Ceramic products	**8926**	**74**	**2064**	**17**
136901 Bricks, blocks, tiles etc.	183	2		
136902 Refractory bricks, blocks, tiles etc.	3841	31		
136903 Other refractory ceramic goods			1439	12
136904 Ceramic building bricks, flooring blocks etc.			157	1
136909 Ceramic wares for lab, chemical uses etc.	61	1		
136910 Ceramic sinks, wash basins etc.	4056	34	110	1
136914 Other ceramic articles	785	6	358	3
137000 Glass and glassware	**65936**	**548**	**13735**	**112**
137001 Cullet & other waste & scrap of glass etc.	26068	216		
137002 Glass in balls,rods, unworked	251	2		

Import payments by countries /commodities Table-3.2 (Contd.)
(Four digit level HS code)

(First two digit section, second two digit chapter and last two digit indicate four digit level commodities)

(Amount in thousand)

HS Code - Countries/Commodities	2024 - 2025		2025 - 2026	
	Amount (BDT)	Amount (USD)	Amount (BDT)	Amount (USD)
137007 Safety glass, laminated glass, etc.	7	0	342	3
137009 Glass mirrors, rear-view mirrors	158	1	5	0
137010 Carboys, bottles, flasks, jar etc.	1244	10	3630	30
137013 Glassware of table, kitchn, toilt etc.	19	0		
137014 Signalling glassware & optical elements	30797	256	4495	37
137017 Lab,hygnic/pharmaceautical glassware			493	4
137018 Glass beads imitation pearls etc.	225	2		
137019 Glass fibres & articles;	7168	60	4490	37
137020 Other articles of glass			280	2
140000 Natural or Cultured Pearls, Precious or Semiprecious Stones, Precious Metals, Metals Clad with Precious Metal and Articles Thereof; Imitation Jewellery; Coin			**1409**	**12**
147100 Natural or Cultured Pearls, Precious or Semiprecious Stones, Precious Metals, Metals Clad with Precious Metal and Articles Thereof; Imitation Jewellery; Coin			**1409**	**12**
147117 Imitation jewellery			1409	12
150000 Base Metals & Articles of Base Metal	**10217871**	**84636**	**9679992**	**79220**
157200 Iron and Steel	**8910028**	**73833**	**8512698**	**69673**
157204 Ferrous waste & scrap	202914	1684	528553	4314
157208 Flat-rolled prodt, >= width 600 mm, hot-rolled	7014633	58189	5847807	47894
157209 Flat-rolled prodt, >= width 600 mm, cold-rolled	282449	2330	211724	1733
157210 Flat-rolled prodt, >= width 600 mm, clad,plated	1025856	8460	1570061	12837
157211 Flat-rolled prodt, width 600 mm,not clad,plated	5019	41	75	1
157212 Flat-rolled prodt, width 600 mm, clad,plated	94002	769	45608	373
157213 Bars & rods, hot-rolled, of iron	3382	28	29933	244
157216 Angles,shpes & sections of iron			524	4
157217 Wire of iron or non-aloy steel	14975	125	25857	211
157219 Flat-rolled prodt of stainless steel >= width 600mm	205427	1700	100461	821
157220 Flat-rolled prodt of stainless steel width 600mm			138	1
157223 Wire of stainless steel	37043	306	42736	350
157225 Flat-rolled prodt, of other alloy steel >= width 600mm	12762	104	101683	829
157228 Other bars & rods, of other alloy steel			329	3
157229 Wire of other alloy steel	11566	95	7208	59
157300 Articles of Iron and Steel	**212280**	**1766**	**235086**	**1922**
157302 Railway or tramway track,of iron /steel	57	0	10400	85
157304 Tubes, pipes etc. other than cast iron	8141	68	8120	66
157306 Other tubes, pipes & hollow profiles	173	1	136	1
157307 Tubes/ pipes fittings of iron / steel	2671	22	3058	25
157308 Structures & parts of structures	2457	20	1176	10
157309 Reservoirs, tanks, vats etc.	1879	16	2570	21
157310 Tanks, casks, drums etc.	1372	11	327	3
157311 Containers for compressed			270	2

Import payments by countries /commodities Table-3.2 (Contd.)
(Four digit level HS code)

(First two digit section, second two digit chapter and last two digit indicate four digit level commodities)

(Amount in thousand)

HS Code - Countries/Commodities	2024 - 2025		2025 - 2026	
	Amount (BDT)	Amount (USD)	Amount (BDT)	Amount (USD)
157314 Wire,expanded metal of iron / steel	1316	11	368	3
157315 Chain and parts, of iron/steel	30300	251	48674	397
157316 Anchors, grapnels,parts	9	0	65	1
157317 Nails,tacks,drawing pins etc.	111	1		
157318 Screws,bolts,nuts, etc.	124460	1037	111242	911
157319 Sewing/knitting needles, etc.	1046	9	3022	25
157320 Springs &leaves for springs	1671	14	1672	14
157322 Radiators for central heating			1054	9
157323 Table,kitchen articlese,of iron	74	1	602	5
157324 Sanitary ware & parts, of iron/ steel	0	0	40	0
157325 Other cast articles,of iron or stl			61	1
157326 Other articles of iron or steel	36546	303	42229	345
157400 Copper and Articles Thereof	**16219**	**134**	**10658**	**87**
157407 Copper bars,rods refined profiles	269	2		
157408 Copper wire	8005	66	7925	65
157409 Copper plates, sheets & strip	7920	66	362	3
157410 Copper foil, backed/not backed	8	0	31	0
157412 Copper tube or pipe fittings			214	2
157415 Nails, tacks, drawing pins, of copper etc.	7	0	65	1
157419 Other articles of copper	11	0	2061	17
157600 Aluminium and Articles Thereof	**98586**	**811**	**159502**	**1302**
157601 Unwrought aluminium	15081	123	65151	531
157605 Aluminium wire	791	6	99	1
157607 Aluminium foil, backed/not backed	5373	45	3091	25
157608 Aluminium tubes and pipes	0	0	29315	239
157612 Aluminium cask, drum, cans, boxes, etc.	3	0		
157615 Table, kitchen articles etc. of aluminium	794	7		
157616 Other aluminium articles	76544	631	61846	506
157800 Lead and articles thereof	**268976**	**2213**	**107384**	**882**
157801 Unwrought lead	268942	2213	107384	882
157806 Other lead articles	34	0		
157900 Zinc and articles thereof	**338539**	**2794**	**447234**	**3656**
157901 Unwrought zinc	338539	2794	447233	3656
157907 Other articles of zinc			1	0
158100 Other base metals; cermets; articles thereof	**1872**	**15**	**381**	**3**
158101 Tungsten and articles;			296	2
158105 Cobalt mattes;	1872	15	85	1
158200 Tools, implements, cutlery, spoons and forks, of base metal; parts thereof of base metal	**148874**	**1233**	**116387**	**951**
158202 Hands saws, blades saws etc.	3683	30	3580	29
158203 Files, rasps, pliers, etc.	4736	39	3800	31
158204 Hand-operated spanners & wrenches	7906	66	12321	101
158205 Hand tools n.i.e	22911	188	17772	145
158206 Tools of two or more, in sets	2647	22	356	3
158207 Interchangeable tools, for hand tools	65464	543	43506	355

Import payments by countries /commodities Table-3.2 (Contd.)
(Four digit level HS code)

(First two digit section, second two digit chapter and last two digit indicate four digit level commodities)

(Amount in thousand)

HS Code - Countries/Commodities	2024 - 2025		2025 - 2026	
	Amount (BDT)	Amount (USD)	Amount (BDT)	Amount (USD)
158208 Knives & cutting blades	40485	336	33928	277
158209 Plates, sticks, tips, like tools	357	3		
158210 Hand-operated mechanical appliances			4	0
158211 Knives with cutting blades	176	1	282	2
158213 Scissors, tailors shears & blades	509	4	764	6
158214 Other articles of cutlery			76	1
158300 Miscellaneous articles of base metal	**222495**	**1838**	**90662**	**742**
158301 Padlocks & locks, of base metal	2891	24	5049	41
158302 Base metal mountings,fittings & articles etc.	4426	37	8606	70
158306 Bells, gongs & the like etc.	1959	16	3133	26
158307 Flexible tubing of base metal			730	6
158308 Clasps, frames, hooks etc.	190167	1571	52259	428
158309 Stoppers, caps & lids of base metal	2973	24	2966	24
158311 Wire, rods, tubes plates, of base metal	20079	166	17919	146
160000 Machinery and mechanical appliances; electrical equipment; parts thereof; soundrecorders and reproducers, television image and soundrecorders and reproducers; and parts and accessories of such articles	**11794978**	**97636**	**10076128**	**82395**
168400 Nuclear reactors, boilers, machinery and mechanical appliances; parts thereof	**9397273**	**77826**	**9168756**	**74975**
168402 Steam /other vapour generating boilers	3238	27	102	1
168405 Producer gas/water gas generators	25	0	3983	33
168406 Steam turbines & other vapour turbines	24	0		
168408 Compression-ignition piston engin	72	1	67	1
168409 Parts spark-ignition pistn engin	17793	147	34713	284
168410 Hydraulic turbines, water wheels	0	0		
168412 Other engines and motors	7620	63	27921	228
168413 Pumps for liquids	40503	335	31291	256
168414 Air/vacum pumps, gas compressors & fans	110945	918	107559	880
168415 Air conditioning machines	22467	187	16987	139
168416 Furnace burners for liquid fuel,etc.			742	6
168417 Industrial/lab furmaces & oven etc.	31416	259	35343	289
168418 Refrigerators,freezers & othr	13543	113	247	2
168419 Machinery, plant/ lab equipments etc.	53296	443	128727	1055
168420 Calendering/other roling machines	3634	30	227599	1854
168421 Centrifuges, filtering machinery rtc.	70537	583	81661	669
168422 Dish washing machines, etc.	278980	2316	289706	2368
168423 Weighing machinery, etc.	12272	102	3246	27
168424 Mechanical appliances & the like	27538	227	12579	103
168425 Pulley tackle & hoists etc.	418	3	340	3
168426 Ships' derricks; cranes etc.	10298	84		
168427 Fork-lift truks;	11177	92	30597	251
168428 Other Lifting, handling, etc.machinery	31647	261	25471	208
168429 Self-propelled bulldozers, angle dozers etc.	2327	19	17847	146
168431 Parts suitable of machinery	4888	40	3863	32
168432 Agricultural, horticultural machinery	1161	10		

Import payments by countries /commodities Table-3.2 (Contd.)
(Four digit level HS code)

(First two digit section, second two digit chapter and last two digit indicate four digit level commodities)

(Amount in thousand)

HS Code - Countries/Commodities	2024 - 2025		2025 - 2026	
	Amount (BDT)	Amount (USD)	Amount (BDT)	Amount (USD)
168433 Harvesting or threshing machinery	14	0		
168434 Milking mach & dairy machinery			464	4
168436 Other agri, horti, poltry-kep machinery	47268	389	122450	1002
168437 Machines cleaning, sorting/grading seed etc.	4346	36	4088	33
168438 Machinery n.i.e	99994	833	546917	4473
168439 Machinery making pulp/paper/board	164388	1348	161194	1321
168441 Other machinery making pulp/paper/board	128747	1075	91856	751
168442 Machinery,apparatus,& equpment	5657	46	1085	9
168443 Printing machinery	402889	3320	671901	5494
168444 Machine extruding, drawing etc.			3455	28
168445 Machine preparing txtile fibres	365287	3002	163408	1337
168446 Weaving machines(looms)	117240	967	29299	240
168447 Knitting machines stitch-bonding etc.	2602755	21592	1451861	11868
168448 Auxiliary mach for extrd, drw mch etc.	213593	1774	191208	1563
168451 Machinery for washing, cleaning etc.	747611	6193	552865	4515
168452 Sewing machines, n/book sewng mach	1114579	9237	667399	5455
168453 Machinery, preparing, tanning etc.	72506	595	83448	683
168454 Converters, ladles ingot machinies	16596	137	17389	142
168455 Metal rollng mills and rolls thereof	2126	17	1109	9
168456 Machine-tools for working any material by removal of material,by laser or other light or photon beam,ultra-sonic,electro-discharge,electro-chemical,electron beam or plasmaarc process;water-jet cutting machines	1684	14		
168456 Machine-tools for working material	61516	504	7124	58
168457 Machining unit construction machinies	47741	394		
168458 Lathes for removing metal	20575	171	12624	103
168459 Machine-tools drilling, boring etc.	47123	392	11800	96
168459 Machine-tools(including way-type unit head machines) for drilling, boring,milling,threading or tapping by removing metal,other than lathes (including turning centres)of heading 84.58	2497	21	6006	49
168460 Machine-tools deburring, sharpening etc.	6793	57	6056	50
168461 Machine-tools planing, shaping etc.	11749	97	21482	176
168462 Machine-tools forging, hammering etc.	45499	375	38610	316
168463 Other machine-tools for working metal	14285	117	2098	17
168464 Machine-tools working stone, ceramic etc.	7758	65		
168465 Machine-tools working stapling, wood, etc.	1830	15	15170	124
168466 Parts & accessories for machine-tools	23798	197	39955	327
168467 Tools for working in the hand etc.	12243	101	4875	40
168468 Machine for soldering, brazing etc.	41	0	1813	15
168471 Automatic data processing machines etc.	272133	2255	277090	2267
168472 Other office machines	26395	219	23742	194
168473 Parts & accessories of office machineries	792201	6545	733878	5997
168474 Machinery washing, crushing etc.	9942	83	3231	27
168477 Machinery for working rubber/plastics	604691	5015	1483900	12145
168478 Machinery preparng/making up tobaco	15886	132	11829	96
168479 Mechanical appl indivial func. n.i.e	253549	2115	380038	3113

Import payments by countries /commodities Table-3.2 (Contd.)
(Four digit level HS code)

(First two digit section, second two digit chapter and last two digit indicate four digit level commodities)

(Amount in thousand)

HS Code - Countries/Commodities	2024 - 2025		2025 - 2026	
	Amount (BDT)	Amount (USD)	Amount (BDT)	Amount (USD)
168480 Moulding boxes for metal foundry etc.	116703	966	130361	1065
168481 Taps, cocks, valves & similar etc.	22606	188	19570	160
168482 Ball/ roller bearings	29287	241	28731	235
168483 Transmission shafts, crank, bearing etc.	35210	291	47001	385
168484 Gaskets & similar joints of metal sheeting etc.	21581	181	8255	68
168486 Machines & apparatus used semiconductor devices etc.	212	2	19	0
168487 Machinery parts,not cont. elect. connectors	30332	250	11507	94
168500 Electrical machinery and equipment and parts thereof; sound recorders and reproducers, television imageand sound recorders and reproducers and parts and accessories of such articles	**2397705**	**19810**	**907372**	**7420**
168501 Electric motors and generator	63451	528	43646	357
168502 Electric generating sets, rotary converters	106	1	207	2
168503 Parts electric motor,gen. Set	13924	114	4834	40
168504 Electric transformer, inductors etc.	31565	260	49830	407
168505 Electro-magnets;and articles	1480	12	3075	25
168506 Primary cels & primary baterie			1496	12
168507 Electric accumulator;	821	7	19683	161
168509 Eletro-mechanical domestic appliances	66	1	236	2
168510 Electric shavers, hair clipper etc.	502	4		
168511 Electrical ignition equipment, etc.	419	3	501	4
168512 Electrical lighting/signaling equipment,etc	5330	44	2854	23
168513 Portable electric lamps, dry batteries			1	0
168514 Industrial/lab electric furnaces, ovens, etc.	1954	16	29944	244
168515 Electric laser/photon beam , etc.	5804	48	13025	107
168516 Electric storage water heater, etc.	10047	83	8851	72
168517 Telephone sets , other apparatus etc.	217130	1817	58535	478
168518 Microphones & stands therefor;	15117	126	2680	22
168521 Video-recording apparatus	109	1	1007	8
168523 Discs, tapes, smart cards etc.	574348	4756	68730	563
168524 Flat panel display module	5484	45	212	2
168525 Transmission appart radio-tel, etc.	2243	18	117611	962
168528 Monitors and projectors etc.	3457	29	2335	19
168528 Monitors and projectors,not incorporating television reception apparatus;reception apparatus for television,whether or not incorporating radio broadcast receivers or sound or videorecording or reproducing apparatus	41385	341	106203	868
168529 Parts suitable for use solely or principally with the apparatus of headings Nos.85.25 to 85.28			42914	350
168529 Parts,trans,reception etc.,apts	3109	26	4444	36
168531 Electrical sound/visual sig apts	5141	43	1152	9
168532 Electrical capacitors, fixed,variable etc.	6234	52	1805	15
168533 Electrical resistors, not heating	2291	19	393	3
168534 Printed circuits	2532	21	4021	33
168535 Electrical apts for switching > 1000 volts	370	3	641	5

Import payments by countries /commodities Table-3.2 (Contd.)
(Four digit level HS code)

(First two digit section, second two digit chapter and last two digit indicate four digit level commodities)

(Amount in thousand)

HS Code - Countries/Commodities	2024 - 2025		2025 - 2026	
	Amount (BDT)	Amount (USD)	Amount (BDT)	Amount (USD)
168536 Electrical apparatus for switching or protecting electrical circuits,or for making connections to or in electrical circuits for a voltage notexceeding 1,000 volts; connectors for optical fibres,optical fibres,optical fibre bundles or cables	3676	30	5577	46
168536 Electrical apts for switching 1000 volts	9368	78	8811	72
168537 Boards, panels, consols, etc.	109851	901	38212	312
168538 Parts: of electrical switching,apts.	14002	116	7714	63
168539 Electric filament or discharge lamos, including sealed beam lamp units and ultra-violet or infra-red lamps; arc-lamps;light -emitting diode (LED) lamps.			52	0
168539 Electric filament/discharge lamps	3949	33	4373	36
168540 Thermionic,cold cathode valves etc.	24	0	558	5
168541 Diodes, transistors, semi-conductor etc.	19520	162	2853	23
168542 Electronic, integrated circuits	1177184	9693	233960	1916
168543 Electrical machines & apts. n.i.e.	20001	168	8167	67
168544 Insulatd wire, cable etc.	25287	208	4238	35
168545 Carbon electrodes, carbon brushes etc.	109	1	403	3
168546 Electrical insulators any metarial	125	1		
168547 Insulating fitting for electrical machines			1574	13
168548 Electrical parts of machinery or apparatus, not specified or included elsewhere in th	192	2	15	0
170000 Vehicales, Aircraft, Vessels and Associated Transport Equipment	**1172290**	**9693**	**1779113**	**14539**
178600 Railway or tramway locomotives, rollingstock and parts thereof; railway or tramway track fixtures and fittings and parts thereof; mechanical (including electromechanical) trafficsignalling equipment of all kinds	**49762**	**408**	**12**	**0**
178607 Parts of railway or tramway locomotives			12	0
178609 Containers for carriage	49762	408		
178700 Vehicles other than railway or tramway rollingstock, and parts and accessories thereof	**1122528**	**9285**	**1568104**	**12819**
178708 Parts,accessories, motor vehicles	59113	488	37011	303
178712 Bicycles			642	5
178714 Parts,accessories, of motorcycle/bicycles	1063221	8796	1530319	12511
178715 Baby carriages and parts	194	2	133	1
178900 Ships, boats and floating structures			**210997**	**1719**
178908 Vessels & other,breaking up			210997	1719
180000 Optical, Photographic, Cinematographic, Measuring, Checking, Precision, Medical Orsurgical Instruments and Apparatus; Clocks and Watches; Musical Instruments; Parts and Accessories Thereof	**317891**	**2629**	**378686**	**3097**
189000 Optical, photographic, cinematographic, measuring, checking, precision, medical orsurgical instruments and apparatus; parts and accessories thereof	**317778**	**2628**	**378398**	**3095**
189001 Optical fibres etc	338	3		
189002 Lenses, prisims, mirrors etc.	1795	15	4846	40
189004 Spectacles,goggles, etc.	775	6	474	4
189006 Photographic cameras, etc.			2	0

Import payments by countries /commodities Table-3.2 (Contd.)
(Four digit level HS code)

(First two digit section, second two digit chapter and last two digit indicate four digit level commodities)

(Amount in thousand)

HS Code - Countries/Commodities	2024 - 2025		2025 - 2026	
	Amount (BDT)	Amount (USD)	Amount (BDT)	Amount (USD)
189008 Image projector, etc.	42698	352	13253	108
189010 Apparatus for photographic etc.			7365	60
189011 Compound optical microscopes	5819	48	1658	14
189013 Liquid crystal devices	1	0	259	2
189014 Direction finding compasses	747	6	13	0
189015 Surveying, hydrographic etc.	162	1		
189016 Balances of a sensitivity of 5cg			6110	50
189017 Drawing, marking-out etc. inst.	1317	11	1161	10
189018 Instruments in medical,surgical, etc.	46476	387	65821	539
189019 Mechano-therapy,etc,appliances	3929	32	2468	20
189020 Other breathing appliance,gas masks	6989	58	166	1
189021 Orthopaedic,appliances etc.	6889	57	11541	94
189022 Appratus based on x-ray,alpha, etc.	156	1	129	1
189023 Instruments demonstrationl purposes	863	7	5648	46
189024 Machines, hardness,strength test etc.	15887	131	20856	171
189025 Hydrometers,thermometers etc.	2902	24	4527	37
189026 Instruments, checking flow,level etc.	4026	33	3741	31
189027 Instruments, physical, chemical analysis etc.	133344	1102	177287	1450
189028 Gas,liquid, electricty meters			134	1
189029 Revolution counters,taximeters etc.	3392	28	821	7
189030 Oscilloscopes, spectrum analysers etc.,	10842	89	9376	77
189031 Measuring/checking instrument	16873	140	18395	150
189032 Automatic regulating instru	6144	51	11048	90
189033 Parts & accessories n.i.s	5413	45	11297	92
189100 Clocks and watches and parts thereof	**107**	**1**	**87**	**1**
189105 Other clocks	61	1		
189106 Time of day recording apparatus	46	0	87	1
189200 Musical instruments; parts and accessories	**6**	**0**	**200**	**2**
189202 Other string musical instruments			169	1
189206 Percussion musical instruments	6	0		
189209 Parts of musical instruments			32	0
200000 Miscellaneous Manufactured Articles	**2026688**	**16721**	**2259565**	**18476**
209400 Furniture; bedding, mattresses, mattress supports, cushions and similar stuffed furnishings; lamps and light fittings, not elsewhere specified or included; illuminated signs, illuminatednameplates and the like; prefabricated buildings	**45479**	**373**	**35114**	**287**
209401 Seats and parts	756	6	98	1
209402 Medical, surgical, dental furniture	42011	345	30815	252
209403 Other furniture & parts	832	7	1850	15
209404 Mattress supports;			9	0
209405 Lamps and lighting fittings & parts	1880	15	2341	19
209500 Toys, games and sports requisites; parts and accessories thereof	**33280**	**276**	**26834**	**219**
209503 Tricycles, scooters, pedal cars etc.	531	4	7	0
209504 Video game, billiards etc.	662	5		
209506 Articlese for gymnastics, sports etc.	32087	266	26826	219

Import payments by countries /commodities Table-3.2 (Contd.)
(Four digit level HS code)

(First two digit section, second two digit chapter and last two digit indicate four digit level commodities)

(Amount in thousand)

HS Code - Countries/Commodities	2024 - 2025		2025 - 2026	
	Amount (BDT)	Amount (USD)	Amount (BDT)	Amount (USD)
209600 Miscellaneous manufactured articles	**1947929**	**16072**	**2197617**	**17970**
209602 Worked veg/mineral carving matrl	283	2	361	3
209603 Brooms, brushes, etc.	13727	114	978	8
209604 Hand sieves and hand riddles			211	2
209606 Buttons, press/snap-fasteners, etc	130740	1080	76357	624
209607 Slide fasteners and parts	1801072	14859	2114976	17294
209608 Ball point pens & markers	703	6	2513	21
209609 Pencils, crayons etc.	81	1		
209611 Date,sealing/stamps, etc.	884	7	1285	11
209612 Typewriter ribbons,inked, etc.	288	2	774	6
209615 Combs, hair-slide etc. & parts	7	0	57	0
209616 Scent/toilet sprays, etc	41	0	71	1
209618 Tailors dummies & others			33	0
209619 Sanitary towels , napkins etc.	102	1		
Tajikistan	**2079478**	**17177**	**1445148**	**11814**
010000 Live Animals and Animal Products	**970**	**8**	**5277**	**43**
010500 Products of animal origin, not elsewhere specified orincluded	**970**	**8**	**5277**	**43**
010501 Human hair	970	8	5277	43
070000 Plastics & Rubber Articles Thereof			**1966**	**16**
073900 Plastics and articles thereof			**1966**	**16**
073906 Acrylic polymers in primry forms			1966	16
100000 Pulp of wood or of other fibrous cellulosic material; recovered (waste and scrap) paper or paperboard; paper and paperboard and articles thereof			**1195**	**10**
104800 Paper and paperboard; articles of paper pulp, of paper or of paperboard			**1195**	**10**
104804 Uncoated craft paper & paperboard			1195	10
110000 Textiles & Textile Articles	**2076856**	**17155**	**1435490**	**11735**
115200 Cotton	**2076856**	**17155**	**1435349**	**11733**
115201 Cotton not carded or combed	2076856	17155	1435349	11733
115800 Special woven fabrics; tufted text. Fabrics; lace; tapestries; trimmings; embroidery			**141**	**1**
115804 Tulles & other net fabrics			141	1
120000 Footwear,Hradgear, Umbrellas, Sun Umbrellas, Walking Sticks, Seat-Sticks, Whips, Riding-Crops and Parts Thereof Etc	**493**	**4**		
126400 Footwear, gaiters and the like; parts of such articles	**493**	**4**		
126403 Footwear with soles of rubber, plastics etc.	493	4		
160000 Machinery and mechanical appliances; electrical equipment; parts thereof; soundrecorders and reproducers, television image and soundrecorders and reproducers; and parts and accessories of such articles	**153**	**1**	**1126**	**9**
168400 Nuclear reactors, boilers, machinery and mechanical appliances; parts thereof	**153**	**1**	**611**	**5**
168413 Pumps for liquids			34	0
168419 Machinery, plant/ lab equipments etc.	153	1		
168471 Automatic data processing machines etc.			191	2

Import payments by countries /commodities Table-3.2 (Contd.)
(Four digit level HS code)

(First two digit section, second two digit chapter and last two digit indicate four digit level commodities)

(Amount in thousand)

HS Code - Countries/Commodities	2024 - 2025		2025 - 2026	
	Amount (BDT)	Amount (USD)	Amount (BDT)	Amount (USD)
168479 Mechanical appl indivial func. n.i.e			385	3
168500 Electrical machinery and equipment and parts thereof; sound recorders and reproducers, television imageand sound recorders and reproducers and parts and accessories of such articles			**515**	**4**
168541 Diodes, transistors, semi-conductor etc.			515	4
200000 Miscellaneous Manufactured Articles	**1006**	**8**	**94**	**1**
209600 Miscellaneous manufactured articles	**1006**	**8**	**94**	**1**
209607 Slide fasteners and parts	1006	8	94	1
Tanzania, United Republic Of	**4565515**	**37745**	**4964977**	**40595**
010000 Live Animals and Animal Products			**21189**	**173**
010400 Dairy produce; bird's eggs; natural honey; Edible products of animal origin, not elsewhere specified or included.			**21189**	**173**
010409 Natural honey			21189	173
020000 Vegetable Products	**310558**	**2593**	**13261**	**108**
020700 Edible vegetable and certain roots and tubers	**293369**	**2452**	**6131**	**50**
020713 Dried leguminous vegt.,shelled	293369	2452	6131	50
020800 Edible fruit nuts; peel of citrus fruit or melons	**11454**	**94**	**1196**	**10**
020801 Coconuts, brazil nuts and cashew nuts	11454	94	1196	10
020900 Coffee, tea, mate and spices	**1379**	**11**	**2918**	**24**
020901 Cofee, not roastd or roasted			72	1
020908 Nutmeg,mace and cardamoms	244	2	2846	23
020910 Ginger saffron,turmric & other spices	1135	9		
021200 Oil seeds and oleaginous fruits; miscellaneous grains; seeds and fruit; industrial or medicinal plants; straw and fodder	**4356**	**36**	**3016**	**25**
021209 Seed,fruit & spores for sowing	4356	36	1947	16
021211 Plants & parts of plants for perfum/pharmacy			1069	9
030000 Animal or vegetable fats and oils and their cleavage products; prepared edible fats; animal or vegetable waxes			**1157**	**10**
031500 Animal or vegetable fats and oils and their cleavage products; prepared edible fats; animal or vegetable waxes			**1157**	**10**
031507 Soya-bean oils & its fractons, not refined			1157	10
040000 Prepared foodstuffs; Beverages, Spirits and vineger; Tobacco and manufactured tobacco substitues	**1984552**	**16366**	**2351463**	**19212**
042300 Residues and waste from the food industries; Prepared animal fodder	**1984552**	**16366**	**2320258**	**18957**
042302 Bran sharps and othere residues	1984552	16366	2320258	18957
042400 Tobacco and manufactured tobacco substitutes			**31205**	**255**
042401 Unmanufactured tobacco; tobacco refuse			31205	255
090000 Wood and Articles of Wood; Wood Charcoal; Cork and Articles of Cork; Manufactures of Straw, of Esparto or Other Plaiting Materials; Basketware & Wickerwork	**5101**	**42**	**3567**	**29**
094400 Wood and articles of wood; wood charcoal	**5101**	**42**	**3567**	**29**
094407 Wood sawn/chipped lengthwise sliced etc.	5101	42	3567	29

Import payments by countries /commodities Table-3.2 (Contd.)
(Four digit level HS code)

(First two digit section, second two digit chapter and last two digit indicate four digit level commodities)

(Amount in thousand)

HS Code - Countries/Commodities	2024 - 2025		2025 - 2026	
	Amount (BDT)	Amount (USD)	Amount (BDT)	Amount (USD)
110000 Textiles & Textile Articles	**2185398**	**18087**	**2574341**	**21063**
115200 Cotton	**2185374**	**18087**	**2568907**	**21018**
115201 Cotton not carded or combed	2113874	17491	2346922	19207
115205 Cotton yarn , cont 85%+ weg cotton	71500	596	221985	1811
115300 Other vegetable textile fibres; paper yarn etc.	**24**	**0**	**5434**	**44**
115305 Coconut, abaca,& other veg tex fibres	24	0	5434	44
150000 Base Metals & Articles of Base Metal	**13446**	**112**		
157600 Aluminium and Articles Thereof	**13446**	**112**		
157601 Unwrought aluminium	13446	112		
170000 Vehicales, Aircraft, Vessels and Associated Transport Equipment	**66460**	**545**		
178900 Ships, boats and floating structures	**66460**	**545**		
178908 Vessels & other,breaking up	66460	545		
Thailand	**94590789**	**782834**	**109688958**	**896950**
010000 Live Animals and Animal Products	**183892**	**1519**	**382318**	**3121**
010100 Live animals	**18993**	**161**		
010105 Live poultry	18993	161		
010300 Fish and crustaceans, molluscs and other aquatic invertebrates	**151626**	**1248**	**104743**	**855**
010301 Live fish	23622	194	25650	209
010302 Fish,fresh or chilled excld. fish fillets	8091	66	2580	21
010303 Fish frozen excld. fish fillet	85364	703	18939	155
010304 Fish fillets & other fish meat, fresh/chl/fzn	905	7	258	2
010305 Fish,dried,salted or in brine	3199	26	20543	168
010306 Crustaceans live chil /fzn/ dry etc.	29725	246	36537	298
010307 Molluscs,live chil /fzn /dry etc.	602	5	236	2
010308 Aquatic invertebrates not crustns & molluscs	118	1		
010400 Dairy produce; bird's eggs; natural honey; Edible products of animal origin, not elsewhere specified or included.	**13273**	**110**	**166692**	**1360**
010401 Milk & cream, not containing sugar	1724	14	2315	19
010402 Milk & cream, containing sugar	2462	20	154524	1260
010403 Buttermilk, curdled milk & cream, yogurt etc.	2728	22	4079	33
010403 Yogurt;Buttermilk, curdled milk & cream, yogurt etc.	12	0	5	0
010405 Butter , dairy spreads			89	1
010407 Birds' eggs, in shell, fresh	4811	40	4543	37
010409 Natural honey	1536	13	1137	9
010500 Products of animal origin, not elsewhere specified orincluded			**110883**	**906**
010507 Ivory, tortoise-shell, whalebone etc.			11926	98
010511 Animal products, nes			98957	809
020000 Vegetable Products	**4599783**	**38065**	**4815265**	**39366**
020600 Live trees and other plants; Bulbs, roots and the like; Cut flowers and ornamental foliage	**1651**	**14**	**3272**	**27**
020602 Other live plants, mushroom spawn	1651	14	3272	27
020700 Edible vegetable and certain roots and tubers	**53619**	**445**	**43828**	**359**

Import payments by countries /commodities Table-3.2 (Contd.)
(Four digit level HS code)

(First two digit section, second two digit chapter and last two digit indicate four digit level commodities)

(Amount in thousand)

HS Code - Countries/Commodities	2024 - 2025		2025 - 2026	
	Amount (BDT)	Amount (USD)	Amount (BDT)	Amount (USD)
020702 Tomatoes, fresh or chilled	1171	10	1776	14
020703 Onions, shallots, garlic,fresh or chilled	5458	45	14575	119
020704 Cabbages cauliflowers etc., fresh or chilled	1650	14	2028	17
020705 Lettuce and chicory, fresh or chilled	14399	119	13518	111
020706 Carrots, turnips etc., fresh or chilled	1019	8	1114	9
020707 Cucumbers & gherkins, fresh or chilled	324	3	1716	14
020708 Leguminous vegitables, fresh or chilled	1321	11	1225	10
020709 Other vegetables,fresh or chilled	10132	84	6223	51
020710 Vegetables , frozen	6691	56	308	3
020712 Dried vegetables	3630	30	1345	11
020713 Dried leguminous vegt.,shelled	7727	66		
020714 Manioc, arowroot,salep etc.	98	1		
020800 Edible fruit nuts; peel of citrus fruit or melons	**2627083**	**21719**	**2975214**	**24322**
020801 Coconuts, brazil nuts and cashew nuts	2693	22	12089	99
020802 Other nuts, fresh/dried	2563972	21197	2858685	23370
020804 Dates figs pinapples etc., fresh/dried	4569	38	14006	114
020805 Citrus fruits, fresh or dried	1040	9	8106	67
020806 Grapes, fresh or dried	265	2	30	0
020807 Melons and papaws,fresh	3836	32	3837	31
020808 Apples,pears & quinces, fresh	1558	13	5829	48
020809 Apricots, cherries, peachs, plums,fresh	1210	10	219	2
020810 Other fruit ,fresh	13673	114	18944	155
020811 Fruit & nuts, uncooked or cooked	111	1	59	0
020813 Fruit,dried other not coconut etc.	34155	282	53410	436
020900 Coffee, tea, mate and spices	**73421**	**607**	**344543**	**2815**
020901 Cofee, not roastd or roasted	0	0	1236	10
020902 Tea	298	2	381	3
020904 Pepper dried/crushed/ground	5824	48	9804	80
020906 Cinnamon & cinnamon tree flowers	2612	22		
020909 Seeds of anise/badian/cumin etc.	34	0	0	0
020910 Ginger saffron,turmric & other spices	64652	535	333121	2721
021000 Cereals	**426182**	**3523**	**330297**	**2699**
021004 Oats			37	0
021005 Maize (corn)	423288	3499	315956	2582
021006 Rice	2894	24	14304	117
021100 Products of the milling industry; Malt; Starces; Inulin; Eheat gluten	**504749**	**4198**	**279796**	**2289**
021101 Wheat or meslin flour	1160	10	519	4
021102 Cereal flours other than wheat/meslin	213	2	82	1
021104 Cereal grains otherwise worked	498	4		
021106 Flour, meal, powder of dry legum veg			113	1
021108 Starches ; inulin	502867	4182	279067	2283
021109 Wheat gluten, whether/not dry	12	0	15	0
021200 Oil seeds and oleaginous fruits; miscellaneous grains; seeds and fruit; industrial or medicinal plants; straw and fodder	**912996**	**7558**	**836080**	**6837**

Import payments by countries /commodities Table-3.2 (Contd.)
(Four digit level HS code)

(First two digit section, second two digit chapter and last two digit indicate four digit level commodities)

(Amount in thousand)

HS Code - Countries/Commodities	2024 - 2025		2025 - 2026	
	Amount (BDT)	Amount (USD)	Amount (BDT)	Amount (USD)
021201 Soya bean,whether/ not broken	1	0		
021203 Copra			52001	426
021207 Other oil seed & oleagious fruits	93324	770	17430	142
021209 Seed,fruit & spores for sowing	713960	5919	642643	5256
021211 Plants & parts of plants for perfum/pharmacy	105536	868	123998	1013
021212 Locut bean, seaweeds sugr bet/cane etc.	174	1	8	0
021300 Lac; Gums, Resins and other vegetable saps and extracts	**82**	**1**		
021302 Vegetable saps and extracts;	82	1		
021400 Vegetable plaiting meterails; Vegetable products not elsewhere specified or included			**2234**	**18**
021404 Vegetable products n.e.s			2234	18
030000 Animal or vegetable fats and oils and their cleavage products; prepared edible fats; animal or vegetable waxes	**61583**	**513**	**130147**	**1064**
031500 Animal or vegetable fats and oils and their cleavage products; prepared edible fats; animal or vegetable waxes	**61583**	**513**	**130147**	**1064**
031504 Fats and oils & their fractions	25840	216		
031507 Soya-bean oils & its fractons, not refined	11412	97	3223	26
031509 Olive oils & its fractons, not refined	721	6	928	8
031512 Sunflower,safflower/cotton seed oil, not refined	39	0		
031513 Coconut, palm kernel oils, not refined	14523	120	110306	902
031517 Margarine & other oils	131	1		
031521 Vegetable waxes & beewaxes etc.,not refined	8918	73	15691	128
040000 Prepared foodstuffs; Beverages, Spirits and vineger; Tobacco and manufactured tobacco substitues	**4701032**	**38811**	**6801143**	**55559**
041600 Preparations of meat, of fish or of crustaceans, molluscs or other aquatic invertebrates	**14304**	**119**	**17124**	**140**
041601 Sausages of meat, meat offal or blood	181	1		
041602 Other prepared meat/meat offal or blood	252	2	17	0
041604 Prepared fish; caviar prepd. from fish eggs	13274	110	15905	130
041605 Crustaceans, molluscs etc.	597	5	1202	10
041700 Sugars and sugar confectionery	**1196929**	**9790**	**2279487**	**18589**
041701 Cane or beet sugar,in solid form	1192833	9756	2139557	17443
041702 Other sugar incl. lactos glucos	498	4	169	1
041703 Molasses from extr/refining sugr			127282	1043
041704 Sugar confctionry, not containing cocoa	3599	30	12479	102
041800 Cocoa and cocoa preparations	**4119**	**34**	**6242**	**51**
041805 Cocoa powder,not add sugr/sweet	66	1	289	2
041806 Chocolate/food prep. Contain. Cocoa	4053	33	5953	49
041900 Preparations of cereals, flour, starch or milk; pastry cooks' products	**653917**	**5417**	**648938**	**5307**
041901 Malt extract;	54869	453	63934	523
041902 Pasta whether or not cooked	9473	79	9147	75
041903 Tapioca & substitutes thereof	577027	4781	566296	4631
041904 Prepared foods obtained,cereal products,	1273	11	13	0
041905 Bread,pastry,cakes,biscuits etc.	11275	93	9549	78

Import payments by countries /commodities Table-3.2 (Contd.)
(Four digit level HS code)

(First two digit section, second two digit chapter and last two digit indicate four digit level commodities)

(Amount in thousand)

HS Code - Countries/Commodities	2024 - 2025		2025 - 2026	
	Amount (BDT)	Amount (USD)	Amount (BDT)	Amount (USD)
042000 Preparations of vegetables, fruit, nuts or other parts of plants	**86153**	**715**	**81097**	**663**
042001 Vegetibles,fruit,nut & other edible part of plants	54	0	393	3
042004 Other Veg. prep/presrv., frozen	389	3	1164	10
042005 Other Veg. prep/presrv., not frozen	7591	63	8607	70
042006 Vegetables,fruit/nut etc. preserved by sugar			698	6
042007 Jams,fruit jellies etc.			43	0
042008 Fruit & nuts etc.,	67205	557	55447	453
042009 Frut & vegetable juices	10914	91	14744	121
042100 Miscellaneous edible preparations	**542189**	**4485**	**608600**	**4976**
042101 Extracts,essences of coffee,tea etc.	6936	57	975	8
042102 Yeast; baking powder			2	0
042103 Sauces and preparations thereof	321982	2659	345047	2821
042104 Soups & broths preparations thereof	3672	30	3863	32
042105 Ice cream & other edible ice	1474	12		
042106 Food preparations n.e.s	208126	1726	258714	2115
042200 Beverages, spirits and vinegar	**3196**	**26**	**6481**	**53**
042202 Mineral & areated waters add. Sug	679	6	2270	19
042203 Beer made from malt			49	0
042209 Vinegar& subst from acitic acid	2517	21	4162	34
042300 Residues and waste from the food industries; Prepared animal fodder	**2199886**	**18223**	**3153173**	**25779**
042303 Residues of strach manufacture			621	5
042309 Preparations of a kind used in animal feeding	2199886	18223	3152552	25774
042400 Tobacco and manufactured tobacco substitutes	**340**	**3**		
042404 Products containing tobacco, reconstituted tobacco, nicotine, or tobacco or nicotin …	340	3		
050000 Mineral Products	**19535704**	**161634**	**35483447**	**290256**
052500 Salt; sulphur; earths and stone; plastering materials, lime and cement	**16211059**	**134148**	**16369458**	**133803**
052501 Salt and pure sodium chloride	63512	525	51810	423
052502 Unroasted iron pyrities	339	3		
052505 Natural sand of all kinds	934	8		
052507 Kaolin and other kaolinic clays, whether or not calcined			140298	1147
052507 Kaolin and other kaolinic clays;	155336	1286	55424	452
052508 Other clays;	330403	2730	532600	4354
052511 Natural barium sulphate, etc.	1273	10	2866	23
052513 Pumice stone, emery etc.			2630	22
052517 Pebble, gravel, broken or crushd stone	80587	680	217427	1771
052519 Natural magnesium carbonate & other			15894	130
052520 Gypsum;anhydrite plasters	419866	3474	621476	5079
052522 Quicklime, slaked lime, hydralic lime	181038	1493	160667	1311
052523 Portland cement	12380219	102491	12075021	98712
052529 Feldspar,fluorspar, leucite; etc.	2597552	21447	2493345	20378

Import payments by countries /commodities Table-3.2 (Contd.)
(Four digit level HS code)

(First two digit section, second two digit chapter and last two digit indicate four digit level commodities)

(Amount in thousand)

HS Code - Countries/Commodities	2024 - 2025		2025 - 2026	
	Amount (BDT)	Amount (USD)	Amount (BDT)	Amount (USD)
052700 Mineral fuels, mineral oils and products of their distillation bituminous substances; mineral waxes	**60091**	**499**	**99699**	**815**
052707 Oils & other products of coal tar	60091	499	99699	815
052700 Mineral fuels, mineral oilsand products of their distillation bituminous substances; mineral waxes	**3264555**	**26987**	**19014290**	**155638**
052707 Oils & other products of coal tar	63026	522	75803	620
052710 Petroleum oils and oils obtained from bituminous minerals,other than crude; preparations not elsewherespecified or included,containing by weight 70% or more of petroleum oils or of oils obtained from bituminous minerals,these oils being the basic constituents of the preparation;waste oils	230363	1904	122616	1004
052710 Petroleum oils, refined	2718103	22487	18309733	149886
052711 Petroleum gases & other gaseous hydrocarbons	253063	2074	506112	4129
052712 Petroleum jely;paraffin wax,etc			27	0
060000 Products of the Chemical or Allied Industries	**12700914**	**105201**	**11427511**	**93429**
062800 Inorganic chemicals; organic or inorganic compounds of precious metals, of rare-earth metals, of radioactive elements or of isotopes	**308999**	**2557**	**344815**	**2820**
062801 Fluorine, chlorine bromine & iodine.	161	1		
062806 Hydrogen chloride, chlorosulphuric acid	5089	42		
062807 Sulphuric acid, oleum	3472	28	6371	52
062808 Nitric acid;sulphonitric acids	1076	9	733	6
062809 Diphosphorus pentaoxide; phosphoric acid	545	5		
062810 Oxides of boron; boric acids	269	2		
062812 Halides & halide oxides of non-metals			3531	29
062814 Ammonia anhydrous or aqueous soln	192	2		
062815 Sodium or potasium hydroxide	8488	71	7115	58
062816 Hydroxide & peroxide magnesium	9416	78	6950	57
062817 Zinc oxide; zinc peroxide	21122	173		
062818 Artificial corundum, aluminium oxide/hydroxide	17899	150	9792	80
062822 Cobalt oxides & hydroxides	11	0		
062825 Hydrazine/hydroxylamine & salt etc.	4813	39	4407	36
062827 Chloride/bromide/iodides	1733	14	238	2
062828 Hypochlorites chlorites	366	3	1723	14
062829 Chlorat & perchlorat, bromates, iodates etc.			288	2
062831 Dithionites and sulphoxylates			333	3
062832 Sulphites; thiosulphates	75254	623	48274	395
062833 Sulphate alums, peroxosulphate	7464	62	6227	51
062835 Phosphinates, phosphonates	15826	131	8671	71
062836 Carbonates; peroxocarbonates	31852	265	97595	797
062839 Silicates, commercial alkali metal silicates	60806	504	72392	592
062840 Borates; peroxoborates			4210	34
062841 Salt of oxometalic or peroxometalic acids	773	6		
062842 Other salt of inorganic acids/peroxoacids	33170	274	50652	416

Import payments by countries /commodities Table-3.2 (Contd.)
(Four digit level HS code)

(First two digit section, second two digit chapter and last two digit indicate four digit level commodities)

(Amount in thousand)

HS Code - Countries/Commodities	2024 - 2025		2025 - 2026	
	Amount (BDT)	Amount (USD)	Amount (BDT)	Amount (USD)
062843 Colloidal precious metals, silver/gold compounds	143	1		
062847 Hydrogen peroxide not solidified urea	8599	71	15096	123
062853 Phosphides, whether or not chemically defined, excluding ferrophosphorus;	458	4	219	2
062900 Organic chemicals	**1925304**	**15898**	**2368922**	**19360**
062901 Acyclic hydrocarbons	69105	566	146438	1197
062902 Cyclic hydrocarbons	412006	3403	303650	2480
062903 Halogenated derivative of hydrocarbons	9442	78	68611	559
062904 Sulphonated nitrated or nitrosated	6510	55	4072	33
062905 Acyclic alcohol/halogn sulpho,etc	389266	3227	654264	5349
062906 Cyclic alcohol	926	8		
062909 Ether,ether alcohols, etc.	124078	1030	120870	988
062914 Ketone & quinon etc.	4983	42	22319	182
062915 Saturated acyclice,monocarboxilic acid etc.	104980	868	103905	850
062916 Unsaturated acyclic monocarboxylic acid etc.	25140	210	78697	643
062917 Polycarboxylic acids			5752	47
062918 Carboxylic acids	39493	326	22687	186
062921 Amine function compounds	1235	10	702	6
062922 Oxygen-function amino-compound	491737	4039	646726	5284
062924 Carboxyamide amide- func. Comp.	7413	61	6503	53
062925 Carboxyimide imine-func. Comp.			5350	44
062926 Nitrile-function compounds	11462	95	19380	159
062927 Diazo, azo or azoxy-compounds	15139	125	1867	15
062929 Compound w/ other nitrogen func.	29034	242	1272	10
062930 Organo-sulphur compounds	177	1	3145	26
062931 Other, organo-inorganic comp.	1069	9		
062932 Heterocyclic compound w/oxygen	4066	34	4079	33
062933 Heterocyclic comp w/nitrogen	1578	13	138	1
062934 Nucleic acids & their salts;	99803	823	92285	755
062941 Antibiotics	56095	464	36497	299
062942 Other organic compounds	20564	168	19712	161
063000 Pharmaceutical products	**9764**	**81**	**7188**	**59**
063001 Glands and other organs	36	0		
063004 Medicament consist. mixed/unmixed,for therapeutic use	9728	81	7148	58
063006 Pharmaceutical goods			40	0
063100 Fertilisers	**3195**	**27**	**1545**	**13**
063102 Mineral or chemical fertilisers, nitrogenous	3195	27		
063105 Mineralor chemical fertilizers cont. nitr,phos,potaas			1545	13
063200 Tanning or dyeing extracts; Tannins and their derivatives; Dyes, pigments and other colouring matter; Paints and varnishes; Putty and other mastics; Inks	**3321468**	**27518**	**2669912**	**21829**
063202 Synthetic organic/ inorganic tanning subs.	7064	58	16758	137
063204 Synthetic organic colouring matter	2647490	21943	1960792	16032
063206 Other Colouring matter;	248178	2055	247437	2023

Import payments by countries /commodities Table-3.2 (Contd.)
(Four digit level HS code)

(First two digit section, second two digit chapter and last two digit indicate four digit level commodities)

(Amount in thousand)

HS Code - Countries/Commodities	2024 - 2025		2025 - 2026	
	Amount (BDT)	Amount (USD)	Amount (BDT)	Amount (USD)
063207 Prepared pigments, opacifiers etc.	65021	536	112321	919
063208 Paints and varnishes;	38109	315	20158	165
063209 Other paints and varnishes ;	6722	55	4357	36
063210 Other paint and varnishes use for finishing leather	4525	38	3180	26
063211 Prepared driers	28160	233	37181	304
063212 Pigments dispersed in non-aqueous	37161	308	8034	66
063214 Glaziers putty,grafting putty etc.	13188	109	21814	178
063215 Printing ink, writing draw/other ink	225850	1868	237879	1944
063300 Essential oils & resinoids; Perfum, cosmetic or toilet preperations	**475179**	**3928**	**474496**	**3881**
063301 Essential oils	1081	9	353	3
063302 Mix of odoriferous substancees	22606	187	15126	124
063303 Perfumes and toilet waters	21	0	63	1
063304 Beauty/make-up/skin preparatin	254760	2104	250326	2049
063305 Preparations for use on the hair	108461	895	150930	1234
063306 Preparations for oral/dental hygiene	14401	119	26417	216
063307 Pre-shave,shaving/after-shave	73848	614	31281	256
063400 Soap, organic surf-active agents, lubricating etc.	**2011988**	**16659**	**1949658**	**15941**
063401 Soap;organic surfac-active prodts & preparations	287376	2378	227797	1862
063402 Organic surfac-active agents	1498429	12409	1401148	11456
063403 Lubricat preparations etc.	119537	988	219911	1798
063404 Artificial wax & prepared wax	101365	841	95119	778
063405 Polish and cream for footwear, furniture etc.	5280	44	5683	46
063406 Candles,tapers and the like			0	0
063500 Albuminoidal substances; modified starches, glues, enzymes	**2118891**	**17566**	**1843712**	**15076**
063501 Casein ,caseinates, casein derivatives	77	1		
063503 Gelatin & derivatives , isinglass, glues	24066	203	0	0
063505 Dextrins & other modified starches	1756208	14559	1596714	13056
063506 Prepared glues & other prep. adhesives	137784	1142	111844	915
063507 Enzymes; prepared enzymes n.e.s	200755	1661	135153	1105
063600 Explosives; Pyrotechnic products; Matches; Pyrophoric alloys; certain combustible preperations			**1800**	**15**
063606 Fero-cerium, pyrophoric alloys;			1800	15
063700 Photographic or cinematographic goods	**28390**	**235**	**33943**	**278**
063701 Photographic plates & film flat etc.	2846	23	14194	116
063707 Chemical prep. for photographic use	25544	212	19749	162
063800 Miscellaneous chemical products	**2497736**	**20733**	**1731519**	**14158**
063802 Activated carbon, animal black etc.	1879	16	1454	12
063808 Insecticides, rodenticides etc.	452103	3734	315331	2577
063809 Finishing agents,dye carriers etc.	750963	6234	689821	5641
063810 Pickling preparations for metal surfaces etc.	77606	646	42872	351
063811 Anti-knock prep, oxidation inhibitors etc.	6266	52	4288	35
063812 Prepared rubber accelerators;	20836	172	19237	157

Import payments by countries /commodities Table-3.2 (Contd.)
(Four digit level HS code)

(First two digit section, second two digit chapter and last two digit indicate four digit level commodities)

(Amount in thousand)

HS Code - Countries/Commodities	2024 - 2025		2025 - 2026	
	Amount (BDT)	Amount (USD)	Amount (BDT)	Amount (USD)
063814 Organic composites solvents & thinners	13788	114	19683	161
063815 Reaction initiator & accelerators	643	5	601	5
063816 Refractory cements, mortars etc.	5682	47		
063817 Mixed alkylbenzenes and mixed alkylnaphthalenes,other than those of heading 27.07 or 29.02	441566	3678		
063819 Hydraulic brake fluids	25734	214	12166	99
063820 Anti-freezing preparations	100	1	3135	26
063822 Diagnostic or laboratory reagents	6500	54	8269	68
063823 Industrial monocarboxylic fatty acids;	210590	1757	283933	2322
063824 Prepared binders for foundry moulds;	483481	4009	330729	2704
060000 Products of the chemical or allied industries	**6014**	**51**	**2301**	**19**
063400 Soap, organic surf-active agents, lubricating etc.	**6014**	**51**	**2301**	**19**
063402 Organic surfac-active agents	6014	51	2301	19
070000 Plastics & Rubber Articles Thereof	**15246092**	**126218**	**14051824**	**114893**
073900 Plastics and articles thereof	**12969960**	**107394**	**11543294**	**94379**
073901 Polymers of ethylene, in primary forms	3012324	24972	2381993	19490
073902 Polymers/ propylen/olefin in primary forms	5220230	43147	4511711	36895
073903 Polymers of styrenein in primary forms	160055	1321	342210	2794
073904 Polymers of vinyl chloride etc. in primary	1180732	9791	1237316	10113
073905 Polymers of vinyl acetate/ester in primary	261874	2170	204785	1674
073906 Acrylic polymers in primry forms	304105	2516	167653	1371
073907 Polyacetals in primary forms	305239	2529	495603	4050
073907 Polyacetals,other polyethers and epoxide resins,in primary forms;polycarbonates,alkyd resins,polyallylesters and other polyesters,in primary forms	935824	7795	451021	3679
073908 Polyamides in primary forms	91733	768	8312	68
073909 Amino-resins, in primary forms	120903	1006	129061	1056
073909 Amino-resins, phenolic resins and polyurethanes, in primary forms	2634	22	2346	19
073910 Silicons in primary forms	73192	606	47790	391
073911 Petroleum resins, in primary forms	31986	262	2111	17
073912 Cellulose & chemical dertives in primary	44767	371	24597	201
073913 Natural polymers, in primary forms	2306	19	546	4
073915 Waste,parings & scrap or plastic			4078	33
073917 Tube, pipe & hoses etc of plastics	9236	77	4	0
073918 Floor coverings of plastics	1413	12	1417	12
073919 Self-adhesive, plates, sheets etc of plastics	34711	288	11911	97
073920 Other plates,sheets,etc of plastic, non-cellular	1020704	8430	1325395	10832
073921 Other Plates, sheets etc. of plastics	22248	187	53398	436
073922 Baths,shower-baths, wash-basin etc.	9191	76	3294	27
073923 Artilces for the conveyance	52916	438	61525	504
073924 Tableware, kitchenware, of plastics	4771	40	20802	170
073925 Builders' wares of plastics n.e.s	844	7		
073926 Other plastics & articles	64690	534	54414	445

Import payments by countries /commodities Table-3.2 (Contd.)
(Four digit level HS code)

(First two digit section, second two digit chapter and last two digit indicate four digit level commodities)

(Amount in thousand)

HS Code - Countries/Commodities	2024 - 2025		2025 - 2026	
	Amount (BDT)	Amount (USD)	Amount (BDT)	Amount (USD)
073926 other articles of plastics and articles of other materials of heading Nos. 39.01 to 39.14	1333	11		
074000 Rubber and articles thereof	**2276132**	**18824**	**2508530**	**20513**
074001 Natural rubber, balata etc.	143964	1182	415102	3398
074002 Synthetic rub/factice deriv from oil	36837	304	48091	394
074007 Vulcanised rubber thread & cord	508259	4217	297935	2434
074008 Plates, sheets etc. of vulcan rubber	3744	31	1693	14
074009 Tubes pipes & hoses etc.	1366	11	2026	17
074010 Conveyor/transmisions belts of rub	10070	83	8292	68
074011 New pneumatic tyres, of rubber	1170988	9685	1357604	11101
074011 New pneumatic tyres,of rubber	24	0		
074012 Retreaded/use pneumatic tyres	3313	28		
074013 Inner tubes, of rubber	8582	71	33684	276
074014 Hygienic/pharmaceutical articles of rub	872	7	771	6
074015 Articles of apparel & clothing accessories etc.	259577	2139	208700	1706
074016 Other articles of vulcanised rubber	122823	1017	134606	1100
074017 Hard rubber in all forms	5712	48	28	0
080000 Raw Hides and Skins, Leather and Articles Thereof; Saddlery and Harness; Travel Goods, Handbags nad Similar Containers; Articles of Animal Gut	**258826**	**2153**	**244503**	**1999**
084100 Raw hides and skins and leather	**253178**	**2106**	**243959**	**1995**
084103 Other raw hides & skins			1614	13
084104 Tanned or crust hides & skins of bovine	91066	754	48554	397
084107 Leather further prepared aft tann,of bovine	141405	1179	188017	1538
084112 Leather fur prepared aft tann, of sheep/lamb	20706	173	5775	47
084200 Articles of leather; saddlery and harness, travel goods, handbags and similar containers; articles of animal gut	**5648**	**47**	**544**	**4**
084202 Trunks, suit-case, vanity-case etc.	309	3	393	3
084203 Articles/ composition of leather	5339	44	151	1
090000 Wood and Articles of Wood; Wood Charcoal; Cork and Articles of Cork; Manufactures of Straw, of Esparto or Other Plaiting Materials; Basketware & Wickerwork	**23597**	**196**	**27420**	**225**
094400 Wood and articles of wood; wood charcoal	**23567**	**195**	**27420**	**225**
094403 Wood in the rough	4045	33	9131	75
094407 Wood sawn/chipped lengthwise sliced etc.	320	3		
094408 Sheets for veneering	9313	78	4357	36
094411 Fibreboard of wood	8601	71	6753	55
094414 Wooden frames for paintings photo etc.	28	0		
094417 Tools,tool bodies,etc of wood	612	5	7092	58
094418 Builders joinery & carpentry of wood	645	5	86	1
094419 Tableware & kitchenware of wood			1	0
094421 Other articles of wood	3	0		
094600 Manufactures of straw, of esparto or of other plaiting materials; Basketware and wickerwork	**30**	**0**		
094602 Basketwork, wickerwork &other	30	0		

Import payments by countries /commodities Table-3.2 (Contd.)
(Four digit level HS code)

(First two digit section, second two digit chapter and last two digit indicate four digit level commodities)

(Amount in thousand)

HS Code - Countries/Commodities	2024 - 2025		2025 - 2026	
	Amount (BDT)	Amount (USD)	Amount (BDT)	Amount (USD)
100000 Pulp of wood or of other fibrous cellulosic material; recovered (waste and scrap) paper or paperboard; paper and paperboard and articles thereof	**2328151**	**19268**	**2570680**	**21022**
104700 Pulp of wood or of other fibrous cellulosic meterial; Recovered (Waste and scrap) paper or paperboard	**32223**	**265**	**37681**	**308**
104703 Chemical wood pulp, soda/sulphate			31509	258
104707 Recovered paper/paperboard	32223	265	6172	50
104800 Paper and paperboard; articles of paper pulp, of paper or of paperboard	**2294484**	**18991**	**2532869**	**20713**
104801 Newsprint, in rolls or sheets	64577	537	125801	1027
104802 Uncoated paper and paper board	101260	844	173813	1422
104803 Toilet or facial tissue stock, towel/napkin etc.	50	0	44	0
104804 Uncoated craft paper & paperboard	58132	479	155556	1271
104805 Other uncoated paper/paprboard	1315588	10881	1476909	12082
104807 Composite paper and paperboard	170	1		
104809 Carbon paper, not printed, in rolls/sheets	479	4		
104810 Paper and paperboard,coated	17654	145	5522	45
104811 Paper, paperboard, cellulose wadding etc.	98788	819	136747	1118
104814 Walpaper & similar wall coverings;	1	0		
104817 Envelopes,letter cards, plain post card etc.	11	0		
104818 Toilet paper & similar paper etc.	661	6	985	8
104819 Cartons, boxes, cases, bags of paper	573265	4749	415058	3392
104820 Registers, a/c books,note books, etc	1	0	525	4
104821 Paper/board labels of all kind	8715	72	3571	29
104821 Paper/board labels of all kind Whether or nor printed	497	4	403	3
104822 Bobbins, spools, cops etc. of paper/ pulp	20252	167	2389	20
104823 Other paper/board cellulose wadding etc.	34385	283	35545	291
104900 Printed books, newspapers, pictures etc.	**1443**	**12**	**130**	**1**
104901 Printed book,brochures,leaflets etc.	1428	12		
104911 Other printed mattrer	15	0	130	1
110000 Textiles & Textile Articles	**21504353**	**177821**	**18123806**	**148182**
115000 Silk	**12742**	**105**	**10383**	**85**
115007 Woven fabrics silk or silk waste	12742	105	10383	85
115100 Wool, fine or coarse animal hair; woven fabric			**749**	**6**
115107 Yarn of combed wool not retail sale			749	6
115200 Cotton	**3186518**	**26342**	**2876693**	**23517**
115201 Cotton not carded or combed			66469	545
115205 Cotton yarn , cont 85%+ weg cotton	70692	593	25937	212
115206 Cotton yarn, less than 85% weg cotton	168897	1401	96322	787
115208 Woven fabrics of cotton ,>= weg 85%+ , 200g/m.sq.	48033	398	76390	625
115209 Woven fabrics of cotton ,>= weg 85%+ , > 200g/m.sq.	2391922	19784	1860410	15207
115210 Woven fabrics of cotton ,> weg 85%+ , 200g/m.sq.	338118	2785	214583	1753

Import payments by countries /commodities Table-3.2 (Contd.)
(Four digit level HS code)

(First two digit section, second two digit chapter and last two digit indicate four digit level commodities)

(Amount in thousand)

HS Code - Countries/Commodities	2024 - 2025		2025 - 2026	
	Amount (BDT)	Amount (USD)	Amount (BDT)	Amount (USD)
115211 Woven fabrics of cotton ,> weg 85%+ , > 200g/m.sq.	168856	1381	536582	4388
115300 Other vegetable textile fibres; paper yarn etc.	**3696**	**30**	**5367**	**44**
115309 Woven fabrics of flax	3696	30	5367	44
115400 Man-made filaments	**5184810**	**42827**	**4923634**	**40248**
115401 Sewing thread of man-made filaments	19278	160	6508	53
115402 Synthetic filament yarn	1803486	14929	1347105	11015
115403 Artificial filment yarn	4805	40	64060	526
115407 Woven fabrics of synthetic filament yrn	3357241	27698	3505961	28654
115500 Man-made staple fibres	**9941693**	**82278**	**7981743**	**65265**
115501 Synthetic filament tow	544561	4505	286185	2338
115503 Synthetic stable fibres, not carded, combed	2455777	20373	2482602	20285
115504 Artificial staple fibres, not carded, combed	5742271	47439	4166582	34085
115506 Synthetic staple fibres, carded, combed			106246	867
115509 Yarn synthetic staple fibres	444160	3695	417178	3413
115510 Yarn of artificial staple fibres			262280	2144
115513 Woven fabrics of synth stap fibres, weg 170 g/m.sq.	724984	6018	226121	1850
115514 Woven fabrics of synth stap fibres, weg > 170 g/m.sq.			27538	226
115515 Other woven fab Synthetic stap fibres	7728	63		
115516 Woven fabrics artificial staple fibres	22212	184	7011	57
115600 Wadding, felt and nonwovens; special yarns etc.	**227647**	**1881**	**369995**	**3025**
115601 Wadding text mterials fibre & articles	216251	1786	365195	2986
115602 Felt, coated,covered/laminated	41	0	17	0
115603 Nonwovens, coated,covered/laminated	3249	27	3174	26
115604 Rubber thread cord, textile covered,etc	3368	28	802	7
115607 Twine, cordage, cbles etc.	3954	33	637	5
115609 Artificial yarn, strip, twine etc. n.e.s.	785	6	169	1
115700 Carpets and other textile floor coverings	**2914**	**24**	**2000**	**16**
115701 Carpets & other text floor coverings ,knotted	367	3		
115703 Carpets & other text floor coverings ,tuffed	1668	14	726	6
115705 Other carpets & other text floor coverings	879	7	1274	10
115800 Special woven fabrics; tufted text. Fabrics; lace; tapestries; trimmings; embroidery	**439028**	**3625**	**366819**	**3000**
115801 Woven pile & chenille fabrics			3268	27
115804 Tulles & other net fabrics	182508	1506	138899	1136
115806 Narrow woven fabrics	249670	2062	142645	1168
115807 Labeles, badges & similar articles text	2630	22	1584	13
115810 Embroidery in the piece, in strips	4220	35	80423	656
115900 Impregnated, coated, covered textile fabrics etc.	**298421**	**2461**	**228879**	**1871**
115902 Tyre cord fabrics	79855	662	39251	321
115903 Tex fabrics impregnated,coated etc	142920	1177	117584	961
115906 Rubberised text fabrics	133	1	3	0
115907 Text fabrics otherwise impregnated, coated etc	62474	512	51807	423

Import payments by countries /commodities Table-3.2 (Contd.)
(Four digit level HS code)

(First two digit section, second two digit chapter and last two digit indicate four digit level commodities)

(Amount in thousand)

HS Code - Countries/Commodities	2024 - 2025		2025 - 2026	
	Amount (BDT)	Amount (USD)	Amount (BDT)	Amount (USD)
115910 Transmission/conveyor belts, of text mtrl			179	1
115911 Text products & artcles	13040	108	20056	164
116000 Knitted or crocheted fabrics	**2143827**	**17727**	**1332191**	**10898**
116001 Pile fabrics	46375	380	142536	1168
116004 Knitted or crochetd fabrics, exd.30 cm	871116	7205	720508	5890
116005 Wrap knit fabrics	106889	882	134320	1102
116006 Other knitted or crochet fabrics	1119448	9259	334827	2738
116100 Articles of apparel & cloth accessories, knitted/crocheted	**39512**	**326**	**16211**	**133**
116104 Women/girls suits, jacket etc	23	0		
116105 Men/boys shirts knitted/crochetd	43	0		
116107 Men/boys underpants, briefs, gowns etc.	543	4	832	7
116108 Women/girls slips petticoats, briefs etc			26	0
116109 T-shirt singlets & other vests	3443	29	153	1
116111 Babies garment & cloth accessories	449	4	84	1
116115 Panty, hose, tights, socks etc.	24	0	43	0
116117 Other made up clothing accessories	34988	288	15074	123
116200 Articles of apparel & cloth accessories, not knitted/crocheted	**19701**	**163**	**6028**	**49**
116203 Men/boys suits, jakets etc	294	2		
116207 Men/boys singlets & vest, slips etc	106	1	155	1
116208 Womn/girls singlets & other vest, slips etc.	103	1	73	1
116209 Babies garments & clothing acesories	5659	47	4018	33
116212 Brassieres, girdels, corsets etc	166	1	229	2
116217 Other made up cloth acesor & parts of garmt	13374	110	1554	13
116300 Other made up textile articles; sets; worn clothing and worn textile articles; rags	**3843**	**32**	**3113**	**25**
116301 Blankets and traveling rugs	196	2	300	2
116302 Bed, table, toilet & kitchen linen	2908	24	1764	14
116303 Curtans & interior blinds etc	194	2		
116304 Other furnishing artcles	122	1	416	3
116307 Other made up articles incl dress patterns	397	3	594	5
116310 Use/new rags, rope cordage etc	27	0	38	0
120000 Footwear,Hradgear, Umbrellas, Sun Umbrellas, Walking Sticks, Seat-Sticks, Whips, Riding-Crops and Parts Thereof Etc	**45806**	**380**	**51637**	**423**
126400 Footwear, gaiters and the like; parts of such articles	**15831**	**131**	**19776**	**162**
126402 Other footwear, outer soles & uppers rubber	536	4	1480	12
126403 Footwear with soles of rubber, plastics etc.			294	2
126405 Other footwear	3338	28	519	4
126406 Parts of footwear	11957	99	17484	143
126500 Headgear and parts thereof			**3**	**0**
126505 Hat and other headgear knitted/croched			3	0
126600 Umbrellas, sun umbrellas, walking-sticks, seat-sticks, whips, riding-crops and parts thereof	**2**	**0**	**64**	**1**
126601 Umbrella and sun umbrellas, etc	2	0	38	0
126603 Parts, trimmings & accessories			27	0

Import payments by countries /commodities Table-3.2 (Contd.)
(Four digit level HS code)

(First two digit section, second two digit chapter and last two digit indicate four digit level commodities)

(Amount in thousand)

HS Code - Countries/Commodities	2024 - 2025		2025 - 2026	
	Amount (BDT)	Amount (USD)	Amount (BDT)	Amount (USD)
126700 Prepared feathers and down and articles made of feathers; artificila flowers; articles of human hair	**29973**	**250**	**31794**	**261**
126702 Artificial flowers folige etc.	21	0	31	0
126703 Humn hair, dressed, thinned etc.	29951	250	31757	260
126704 Wigs, false beards, eyebrows etc.	1	0	5	0
130000 Articles of Stone, Plaster, Cement, Asbestos, Mica or Similar Materials; Ceramic Products; Glass and Glassware	**390801**	**3243**	**342465**	**2800**
136800 Articles of stone, plaster, asbestos, mica etc.	**195370**	**1619**	**247760**	**2025**
136804 Millstone, grindstone, grinding wheel etc.	93973	778	91006	744
136805 Natural/art abrasive powder/grain	24535	203	48094	393
136806 Slag wool, rock wool etc.	621	5	20404	167
136808 Panels, boards, tiles, blocks etc.	30699	253	38128	311
136809 Articles plaster/compositions			3812	31
136810 Articles cement, concrete etc.			132	1
136811 Articles asbestos-cement,cellulose, etc.	36201	302	32209	263
136813 Friction material & articles	5338	44	13976	114
136815 Articles of stone/other mineral lsubs	4003	33		
136900 Ceramic products	**93505**	**779**	**61366**	**502**
136902 Refractory bricks, blocks, tiles etc.	33380	280		
136903 Other refractory ceramic goods	47834	397	44580	364
136907 Unglazed ceramic flags, wall tiles etc.	377	3	2161	18
136910 Ceramic sinks, wash basins etc.	11740	97	14291	117
136911 Tableware, kitchenware, etc., of porcelain/china	46	0	59	0
136912 Tableware, etc., not porcelain/china	128	1	223	2
136913 Statuettes & other ornamental ceramic art			52	0
137000 Glass and glassware	**101925**	**846**	**33340**	**273**
137002 Glass in balls,rods, unworked	11342	93		
137003 Cast glass, rolled glass, etc.	27405	228	2744	22
137005 Float glass, polished glass, etc.	9579	79	58	0
137007 Safety glass, laminated glass, etc.	9230	78	14097	116
137009 Glass mirrors, rear-view mirrors	1841	15	239	2
137010 Carboys, bottles, flasks, jar etc.	294	2	562	5
137013 Glassware of table, kitchn, toilt etc.	25546	212	15635	128
137014 Signalling glassware & optical elements	241	2		
137019 Glass fibres & articles;	16446	137	4	0
137020 Other articles of glass	0	0		
140000 Natural or Cultured Pearls, Precious or Semiprecious Stones, Precious Metals, Metals Clad with Precious Metal and Articles Thereof; Imitation Jewellery; Coin	**2**	**0**	**0**	**0**
147100 Natural or Cultured Pearls, Precious or Semiprecious Stones, Precious Metals, Metals Clad with Precious Metal and Articles Thereof; Imitation Jewellery; Coin	**2**	**0**	**0**	**0**
147117 Imitation jewellery	2	0	0	0
150000 Base Metals & Articles of Base Metal	**3611397**	**30014**	**3165554**	**25888**

Import payments by countries /commodities Table-3.2 (Contd.)
(Four digit level HS code)

(First two digit section, second two digit chapter and last two digit indicate four digit level commodities)

(Amount in thousand)

HS Code - Countries/Commodities	2024 - 2025		2025 - 2026	
	Amount (BDT)	Amount (USD)	Amount (BDT)	Amount (USD)
157200 Iron and Steel	**1963074**	**16335**	**1518417**	**12415**
157202 Ferro-alloys	171	1		
157203 Ferrous products	7727	66		
157204 Ferrous waste & scrap	1668666	13899	1218463	9961
157205 Granules & powder, of pig iron	5501	45	14121	116
157208 Flat-rolled prodt, >= width 600 mm, hot-rolled	18131	148	85483	700
157209 Flat-rolled prodt, >= width 600 mm, cold-rolled	15530	127	1877	15
157210 Flat-rolled prodt, >= width 600 mm, clad,plated	227160	1880	185603	1518
157217 Wire of iron or non-aloy steel	3355	28	172	1
157219 Flat-rolled prodt of stainless steel >= width 600mm	1702	14	2980	24
157220 Flat-rolled prodt of stainless steel width 600mm			885	7
157222 Other bars & rods, of stainless steel	1918	16	5765	47
157223 Wire of stainless steel	3133	26	2636	22
157228 Other bars & rods, of other alloy steel	10080	84		
157229 Wire of other alloy steel			432	4
157300 Articles of Iron and Steel	**360491**	**2997**	**378600**	**3100**
157302 Railway or tramway track,of iron /steel	9	0		
157303 Tubes, pipes etc. of cast iron	5	0		
157304 Tubes, pipes etc. other than cast iron	13364	111		
157306 Other tubes, pipes & hollow profiles	10001	83	4740	39
157307 Tubes/ pipes fittings of iron / steel	26181	217	26009	212
157308 Structures & parts of structures	54553	451	294062	2409
157310 Tanks, casks, drums etc.			12	0
157311 Containers for compressed	170069	1424		
157312 Stranded wire, ropes, cables etc.	2289	19	1073	9
157314 Wire,expanded metal of iron / steel	953	8	63	1
157315 Chain and parts, of iron/steel	3254	27	2990	24
157316 Anchors, grapnels,parts	3128	26		
157317 Nails,tacks,drawing pins etc.			283	2
157318 Screws,bolts,nuts, etc.	14503	120	6717	55
157320 Springs &leaves for springs	4341	36	3892	32
157321 Stoves, ranges,cookers etc.	79	1		
157323 Table,kitchen articlese,of iron	1600	13	1274	10
157324 Sanitary ware & parts, of iron/ steel	6826	56	2051	17
157325 Other cast articles,of iron or stl	19612	160	157	1
157326 Other articles of iron or steel	29723	245	35277	288
157400 Copper and Articles Thereof	**556060**	**4639**	**254637**	**2081**
157404 Copper waste and scrap	132862	1123		
157407 Copper bars,rods refined profiles			63	1
157409 Copper plates, sheets & strip	335821	2792	186961	1528
157411 Copper tubes and pipes	84166	698	63648	521
157412 Copper tube or pipe fittings	19	0	537	4

Import payments by countries /commodities Table-3.2 (Contd.)
(Four digit level HS code)

(First two digit section, second two digit chapter and last two digit indicate four digit level commodities)

(Amount in thousand)

HS Code - Countries/Commodities	2024 - 2025		2025 - 2026	
	Amount (BDT)	Amount (USD)	Amount (BDT)	Amount (USD)
157413 Stranded wire, cables etc.of copper	0	0		
157415 Nails, tacks, drawing pins, of copper etc.	1	0		
157418 Table, kitchen articlese, of copper	3191	26	3402	28
157419 Other articles of copper			26	0
157600 Aluminium and Articles Thereof	**114383**	**940**	**150117**	**1228**
157602 Aluminium waste and scrap	79275	650	103901	850
157604 Aluminium bars, rods & profiles	128	1		
157607 Aluminium foil, backed/not backed	17077	141	5019	41
157610 Aluminium,tube or pipe fittings (for example,couplings,elbows,sleeves)	9	0		
157612 Aluminium cask, drum, cans, boxes, etc.	3489	29	2467	20
157613 Aluminium containers for compressed	2024	17	2947	24
157615 Table, kitchen articles etc. of aluminium	7376	61	2460	20
157616 Other aluminium articles	5006	41	33322	272
157800 Lead and articles thereof	**24783**	**208**	**25409**	**208**
157801 Unwrought lead	24783	208	12444	102
157802 Lead waste and scrap			12965	106
157900 Zinc and articles thereof	**41098**	**342**		
157901 Unwrought zinc	41098	342		
158000 Tin and articles thereof			**569361**	**4655**
158001 Unwrought tin			569361	4655
158100 Other base metals; cermets; articles thereof	**44622**	**372**	**33166**	**271**
158110 Antimony and articles;	44622	372	33166	271
158200 Tools, implements, cutlery, spoons and forks, of base metal; parts thereof of base metal	**210123**	**1724**	**58985**	**484**
158202 Hands saws, blades saws etc.	1056	9	1020	8
158203 Files, rasps, pliers, etc.	608	5	199	2
158204 Hand-operated spanners & wrenches			8	0
158205 Hand tools n.i.e	7234	59	32129	264
158206 Tools of two or more, in sets	114	1		
158207 Interchangeable tools, for hand tools	197097	1617	21912	179
158208 Knives & cutting blades	2613	21	1204	10
158209 Plates, sticks, tips, like tools			161	1
158211 Knives with cutting blades	1300	11	2106	17
158212 Razors and razor blades			4	0
158214 Other articles of cutlery	5	0	157	1
158215 Spoons, forks, ladles, skimmers etc.	96	1	85	1
158300 Miscellaneous articles of base metal	**296763**	**2456**	**176863**	**1446**
158301 Padlocks & locks, of base metal	5435	45	7285	60
158302 Base metal mountings,fittings & articles etc.	112249	927	111551	912
158303 Armoured safes, strong boxes, doors etc.	2711	22		
158306 Bells, gongs & the like etc.	3	0		
158307 Flexible tubing of base metal			111	1
158308 Clasps, frames, hooks etc.	31530	260	23021	188
158309 Stoppers, caps & lids of base metal	131645	1091	22478	184
158310 Sign-plates, name-plates, address-plate etc.	165	1	346	3

Import payments by countries /commodities Table-3.2 (Contd.)
(Four digit level HS code)

(First two digit section, second two digit chapter and last two digit indicate four digit level commodities)

(Amount in thousand)

HS Code - Countries/Commodities	2024 - 2025		2025 - 2026	
	Amount (BDT)	Amount (USD)	Amount (BDT)	Amount (USD)
158311 Wire, rods, tubes plates, of base metal	13025	108	12072	99
160000 Machinery and mechanical appliances; electrical equipment; parts thereof; soundrecorders and reproducers, television image and soundrecorders and reproducers; and parts and accessories of such articles	**6448178**	**53355**	**7907754**	**64669**
168400 Nuclear reactors, boilers, machinery and mechanical appliances; parts thereof	**5031253**	**41584**	**6660149**	**54469**
168402 Steam /other vapour generating boilers			131597	1076
168404 Auxiliary plant for use with boilers	1471	12		
168405 Producer gas/water gas generators	3415	28	13420	110
168407 Spark-ignition/rot piston engines	45	0	2386	20
168408 Compression-ignition piston engin			113902	928
168409 Parts spark-ignition pistn engin	15023	124	5636	46
168412 Other engines and motors	3116	26	203	2
168413 Pumps for liquids	12462	103	10122	83
168414 Air/vacum pumps, gas compressors & fans	594005	4902	476266	3893
168415 Air conditioning machines	378836	3135	422176	3459
168417 Industrial/lab furmaces & oven etc.	8815	72		
168418 Refrigerators,freezers & othr	1017865	8401	758186	6196
168419 Machinery, plant/ lab equipments etc.	14127	117	18152	148
168420 Calendering/other roling machines	9892	82		
168421 Centrifuges, filtering machinery rtc.	65467	540	105103	858
168422 Dish washing machines, etc.	59095	487	324348	2650
168424 Mechanical appliances & the like	5068	42	16529	135
168424 Steam or sand blasting machines and similar projecting machines	4462	37		
168427 Fork-lift truks;	14465	120	2673	22
168428 Other Lifting, handling, etc.machinery	274829	2276	311729	2551
168429 Self-propelled bulldozers, angle dozers etc.	120993	996	61244	501
168431 Parts suitable of machinery	1542	13	1670	14
168433 Harvesting or threshing machinery	93324	778	1422	12
168434 Milking mach & dairy machinery	131	1		
168436 Other agri, horti, poltry-kep machinery	163398	1356	455051	3724
168437 Machines cleaning, sorting/grading seed etc.	92160	765	171224	1399
168438 Machinery n.i.e			3675	30
168439 Machinery making pulp/paper/board			528	4
168441 Other machinery making pulp/paper/board	256	2	1678	14
168442 Machinery,apparatus,& equpment	20	0	2382	19
168443 Printing machinery	142759	1178	152194	1244
168444 Machine extruding, drawing etc.	9	0		
168445 Machine preparing txtile fibres	7963	65	3985	32
168446 Weaving machines(looms)			11076	91
168447 Knitting machines stitch-bonding etc.			460	4
168448 Auxiliary mach for extrd, drw mch etc.	738	6	1140	9
168450 Household/laundry-type washing mach	93906	777	79309	648
168451 Machinery for washing, cleaning etc.	129379	1071	71527	586
168452 Sewing machines, n/book sewng mach	6618	55	9861	81

Import payments by countries /commodities Table-3.2 (Contd.)
(Four digit level HS code)

(First two digit section, second two digit chapter and last two digit indicate four digit level commodities)

(Amount in thousand)

HS Code - Countries/Commodities	2024 - 2025		2025 - 2026	
	Amount (BDT)	Amount (USD)	Amount (BDT)	Amount (USD)
168455 Metal rollng mills and rolls thereof	290732	2388	1515322	12404
168459 Machine-tools drilling, boring etc.	6048	50	12680	104
168460 Machine-tools deburring, sharpening etc.	317	3	2446	20
168461 Machine-tools planing, shaping etc.	12846	105	1246	10
168462 Machine-tools forging, hammering etc.			7488	61
168465 Machine-tools working stapling, wood, etc.	268	2		
168466 Parts & accessories for machine-tools	34363	287	2102	17
168467 Tools for working in the hand etc.	3721	31	334	3
168470 Calculating machines etc	16686	138	22291	182
168471 Automatic data processing machines etc.	87292	716	164567	1344
168472 Other office machines	834	7		
168473 Parts & accessories of office machineries	4522	37	503	4
168474 Machinery washing, crushing etc.	43	0		
168477 Machinery for working rubber/plastics	30101	247	3559	29
168478 Machinery preparng/making up tobaco	10543	88	39210	321
168479 Mechanical appl indivial func. n.i.e	121833	1015	52686	431
168480 Moulding boxes for metal foundry etc.	56558	465	121117	988
168481 Taps, cocks, valves & similar etc.	920479	7626	920701	7530
168482 Ball/ roller bearings	38961	320	27829	228
168483 Transmission shafts, crank, bearing etc.	22062	183	17563	144
168484 Gaskets & similar joints of metal sheeting etc.	4555	37	60	0
168487 Machinery parts,not cont. elect. connectors	32833	270	7591	62
168500 Electrical machinery and equipment and parts thereof; sound recorders and reproducers, television imageand sound recorders and reproducers and parts and accessories of such articles	**1416925**	**11771**	**1247605**	**10199**
168501 Electric motors and generator	64038	529	60519	496
168502 Electric generating sets, rotary converters	410147	3376	334	3
168503 Parts electric motor,gen. Set	2313	19	3094	25
168504 Electric transformer, inductors etc.	13941	115	241444	1977
168505 Electro-magnets;and articles	560	5		
168507 Electric accumulator;	17364	144	12197	100
168508 Vcuum cleaners	2064	17	3911	32
168509 Eletro-mechanical domestic appliances	98	1	71	1
168510 Electric shavers, hair clipper etc.	43	0	153	1
168511 Electrical ignition equipment, etc.	1533	13	3713	30
168512 Electrical lighting/signaling equipment,etc	584	5	112133	917
168513 Portable electric lamps, dry batteries	501	4		
168514 Industrial/lab electric furnaces, ovens, etc.	1183	10	3885	32
168515 Electric laser/photon beam , etc.	522	4	9910	81
168516 Electric storage water heater, etc.	13207	109	4371	36
168517 Telephone sets , other apparatus etc.	399651	3335	138812	1136
168518 Microphones & stands therefor;	2938	25	1770	14
168519 Sound recording apparatus			158	1
168521 Video-recording apparatus	539	5		

Import payments by countries /commodities Table-3.2 (Contd.)
(Four digit level HS code)

(First two digit section, second two digit chapter and last two digit indicate four digit level commodities)

(Amount in thousand)

HS Code - Countries/Commodities	2024 - 2025		2025 - 2026	
	Amount (BDT)	Amount (USD)	Amount (BDT)	Amount (USD)
168523 Discs, tapes, smart cards etc.	77429	638	51343	420
168524 Flat panel display module	1275	11	26836	219
168525 Transmission appart radio-tel, etc.	490	4	6582	54
168526 Radar apts,radio remote,etc apts			98	1
168527 Reception apts for radio broadcasting	3259	27	41207	337
168528 Monitors and projectors etc.	1940	16	20714	169
168528 Monitors and projectors,not incorporating television reception apparatus;reception apparatus for television,whether or not incorporating radio broadcast receivers or sound or videorecording or reproducing apparatus	26	0	5741	47
168529 Parts suitable for use solely or principally with the apparatus of headings Nos.85.25 to 85.28	14398	121	150670	1228
168529 Parts,trans,reception etc.,apts	2860	24	1155	9
168531 Electrical sound/visual sig apts	1570	13	3513	29
168532 Electrical capacitors, fixed,variable etc.	44418	368	23922	196
168533 Electrical resistors, not heating	727	6	6216	51
168534 Printed circuits	1373	11	62	1
168535 Electrical apts for switching > 1000 volts			926	8
168536 Electrical apparatus for switching or protecting electrical circuits,or for making connections to or in electrical circuits for a voltage notexceeding 1,000 volts; connectors for optical fibres,optical fibres,optical fibre bundles or cables	1318	11	94	1
168536 Electrical apts for switching 1000 volts	11480	95	14595	119
168537 Boards, panels, consols, etc.	1326	11	10320	84
168538 Parts: of electrical switching,apts.	8919	74	6901	56
168539 Electric filament/discharge lamps	1633	14	130	1
168540 Thermionic,cold cathode valves etc.	32	0		
168541 Diodes, transistors, semi-conductor etc.	5179	43	12233	100
168542 Electronic, integrated circuits	2008	17	12117	99
168543 Electrical machines & apts. n.i.e.	618	5	2454	20
168544 Insulatd wire, cable etc.	303400	2548	253157	2068
168545 Carbon electrodes, carbon brushes etc.	23	0	58	0
168547 Insulating fitting for electrical machines			85	1
170000 Vehicales, Aircraft, Vessels and Associated Transport Equipment	**2174312**	**18010**	**3095228**	**25321**
178700 Vehicles other than railway or tramway rollingstock, and parts and accessories thereof	**1908046**	**15818**	**2469058**	**20193**
178701 Tractors(other than tractors of heading 87.09)	5891	49	6422	53
178702 Motor vehiclesfor transport of ten or more persons including the driver	4512	38		
178703 Motor car, other motor vehicles	370865	3065	87689	718
178703 Motor cars and other motor vehicles principally designed for the transport of the persons(other than those of heading No. 87.02) including station wagons and racing cars	797375	6598	838402	6850
178704 Motor vehicles for goods transport	519902	4332	1371795	11225
178705 Special purpose motor vehicles	10307	85		
178707 Bodies, for tractors, buses			3195	26

Import payments by countries /commodities Table-3.2 (Contd.)
(Four digit level HS code)

(First two digit section, second two digit chapter and last two digit indicate four digit level commodities)

(Amount in thousand)

HS Code - Countries/Commodities	2024 - 2025		2025 - 2026	
	Amount (BDT)	Amount (USD)	Amount (BDT)	Amount (USD)
178708 Parts,accessories, motor vehicles	84079	697	123373	1009
178710 Tank & other armoured vehi	90075	748		
178711 Motorcycles	9214	76	8551	70
178714 Parts,accessories, of motorcycle/bicycles	2939	24	14821	121
178716 Trailer & semi-trailers;	12888	106	14810	121
178800 Aircraft, spacecraft and parts thereof			**10212**	**83**
178807 Parts of goods heading 88.01, 88.02 or 88.06			10212	83
178900 Ships, boats and floating structures	**266266**	**2192**	**615958**	**5046**
178901 Cruise ships, excursion boats etc.	2996	25	2809	23
178902 Fishing vessels	263270	2167	493373	4043
178907 Other floating structure			21	0
178908 Vessels & other,breaking up			119755	979
180000 Optical, Photographic, Cinematographic, Measuring, Checking, Precision, Medical Orsurgical Instruments and Apparatus; Clocks and Watches; Musical Instruments; Parts and Accessories Thereof	**321166**	**2656**	**436347**	**3568**
189000 Optical, photographic, cinematographic, measuring, checking, precision, medical orsurgical instruments and apparatus; parts and accessories thereof	**319931**	**2646**	**435740**	**3564**
189001 Optical fibres etc	24135	199	26873	220
189002 Lenses, prisims, mirrors etc.	227	2		
189003 Frame & mounting,spectacles etc.	167	1		
189004 Spectacles,goggles, etc.			3	0
189006 Photographic cameras, etc.	860	7	428	4
189007 Cinematographic camras, projector etc.	46	0		
189010 Apparatus for photographic etc.	13	0		
189015 Surveying, hydrographic etc.			73	1
189017 Drawing, marking-out etc. inst.	287	2		
189018 Instruments in medical,surgical, etc.	133545	1103	208824	1707
189019 Mechano-therapy,etc,appliances	3117	26	8404	69
189020 Other breathing appliance,gas masks			29	0
189021 Orthopaedic,appliances etc.	122745	1016	171583	1404
189022 Appratus based on x-ray,alpha, etc.			1088	9
189023 Instruments demonstrationl purposes			41	0
189024 Machines, hardness,strength test etc.	5283	44		
189025 Hydrometers,thermometers etc.	392	3	415	3
189026 Instruments, checking flow,level etc.	358	3	5519	45
189027 Instruments, physical, chemical analysis etc.	6956	59	1744	14
189028 Gas,liquid, electricty meters	29	0		
189029 Revolution counters,taximeters etc.	15	0	142	1
189030 Oscilloscopes, spectrum analysers etc.,	1827	15	1403	11
189031 Measuring/checking instrument	4659	38	820	7
189032 Automatic regulating instru	12404	102	4802	39
189033 Parts & accessories n.i.s	2865	24	3547	29
189100 Clocks and watches and parts thereof	**1236**	**10**	**475**	**4**
189101 Wrist, pocket-watches etc w/ precious metal	1126	9		

Import payments by countries /commodities Table-3.2 (Contd.)
(Four digit level HS code)

(First two digit section, second two digit chapter and last two digit indicate four digit level commodities)

(Amount in thousand)

HS Code - Countries/Commodities	2024 - 2025		2025 - 2026	
	Amount (BDT)	Amount (USD)	Amount (BDT)	Amount (USD)
189102 Wrist, pocket, watch,other than 90.01	88	1	453	4
189105 Other clocks			21	0
189114 Other clock or watch parts	22	0		
189200 Musical instruments; parts and accessories			**132**	**1**
189208 Musical boxes,fairground organs etc.			132	1
180000 Optical, photographic, clocks, musical instruments etc.	**9464**	**78**	**125**	**1**
189000 Optical, photographic, etc.	**9464**	**78**	**125**	**1**
189013 Liquid crystal devices	126	1		
189018 Instruments in medical,surgical, etc.	9339	77	125	1
200000 Miscellaneous Manufactured Articles	**439622**	**3647**	**629419**	**5145**
209400 Furniture; bedding, mattresses, mattress supports, cushions and similar stuffed furnishings; lamps and light fittings, not elsewhere specified or included; illuminated signs, illuminatednameplates and the like; prefabricated buildings	**169518**	**1406**	**202974**	**1658**
209401 Seats and parts	131480	1089	161648	1320
209403 Other furniture & parts	6201	52	4738	39
209404 Mattress supports;	587	5	4814	39
209405 Lamps and lighting fittings & parts	216	2	818	7
209406 Prefabricated buildings	31033	258	30955	253
209500 Toys, games and sports requisites; parts and accessories thereof	**56407**	**469**	**87775**	**718**
209503 Tricycles, scooters, pedal cars etc.	24805	205	34571	283
209504 Video game, billiards etc.	681	6		
209505 Festive,carnival & articles	317	3	4673	38
209506 Articlese for gymnastics, sports etc.	29643	248	47942	392
209507 Fishing rods, hooks, nets etc.	961	8	589	5
209600 Miscellaneous manufactured articles	**213697**	**1772**	**338670**	**2768**
209602 Worked veg/mineral carving matrl			67618	552
209603 Brooms, brushes, etc.	8837	73	8265	68
209606 Buttons, press/snap-fasteners, etc	59330	492	54362	444
209607 Slide fasteners and parts	40564	337	5040	41
209608 Ball point pens & markers	92260	765	186803	1527
209609 Pencils, crayons etc.	813	7	713	6
209612 Typewriter ribbons,inked, etc.	1269	10	1387	11
209615 Combs, hair-slide etc. & parts	6354	52	5944	49
209616 Scent/toilet sprays, etc	266	2	165	1
209617 Vacuum flasks & others	59	0	28	0
209618 Tailors dummies & others	1	0		
209619 Sanitary towels , napkins etc.	3943	32	8344	68
210000 Works of Art, Collectors Pieces and Antiques	**98**	**1**	**62**	**1**
219700 Works of art, collectors' pieces and antiques			**62**	**1**
219701 Paintings, drawings etc.			0	0
219703 Original sculptures & statuary			43	0
219706 Antiques of an age exceeding 100 years			18	0

Import payments by countries /commodities Table-3.2 (Contd.)
(Four digit level HS code)

(First two digit section, second two digit chapter and last two digit indicate four digit level commodities)

(Amount in thousand)

HS Code - Countries/Commodities	2024 - 2025		2025 - 2026	
	Amount (BDT)	Amount (USD)	Amount (BDT)	Amount (USD)
219800 Miscellaneous national provisions	**98**	**1**		
219801 Goods treated as "baggage" in accordance with Chapter XV of the Act and/or under the provisions of rules framed under section 219 of the Act, read with item 17 of the Third Schedule thereof.	98	1		
Togo	**1149876**	**9523**	**8233383**	**67074**
050000 Mineral Products			**8146358**	**66365**
052700 Mineral fuels, mineral oilsand products of their distillation bituminous substances; mineral waxes			**8146358**	**66365**
052710 Petroleum oils, refined			8146358	66365
110000 Textiles & Textile Articles	**1149876**	**9523**	**86921**	**708**
115200 Cotton	**1149876**	**9523**	**86921**	**708**
115201 Cotton not carded or combed	1149876	9523	86921	708
200000 Miscellaneous Manufactured Articles			**104**	**1**
209600 Miscellaneous manufactured articles			**104**	**1**
209606 Buttons, press/snap-fasteners, etc			104	1
Trinidad And Tobago	**255820**	**2114**	**8801920**	**71846**
040000 Prepared foodstuffs; Beverages, Spirits and vineger; Tobacco and manufactured tobacco substitues			**12**	**0**
042200 Beverages, spirits and vinegar			**12**	**0**
042208 Undenaturd ethyl alcohol vol. 0%			12	0
050000 Mineral Products			**3797885**	**30938**
052700 Mineral fuels, mineral oilsand products of their distillation bituminous substances; mineral waxes			**3797885**	**30938**
052711 Petroleum gases & other gaseous hydrocarbons			3797885	30938
060000 Products of the Chemical or Allied Industries			**4657771**	**38079**
063600 Explosives; Pyrotechnic products; Matches; Pyrophoric alloys; certain combustible preperations			**4657771**	**38079**
063606 Fero-cerium, pyrophoric alloys;			4657771	38079
150000 Base Metals & Articles of Base Metal	**255820**	**2114**	**346252**	**2830**
157200 Iron and Steel	**255820**	**2114**	**346252**	**2830**
157204 Ferrous waste & scrap	255820	2114	346252	2830
Tunisia	**8006915**	**66089**	**6482687**	**52990**
020000 Vegetable Products	**231534**	**1899**	**226269**	**1846**
020800 Edible fruit nuts; peel of citrus fruit or melons	**231534**	**1899**	**226269**	**1846**
020804 Dates figs pinapples etc., fresh/dried	231534	1899	226269	1846
030000 Animal or vegetable fats and oils and their cleavage products; prepared edible fats; animal or vegetable waxes	**91636**	**764**	**5520**	**45**
031500 Animal or vegetable fats and oils and their cleavage products; prepared edible fats; animal or vegetable waxes	**91636**	**764**	**5520**	**45**
031509 Olive oils & its fractons, not refined	79958	665	5520	45
031510 Other oils & its fractons, not refined	11678	98		
040000 Prepared foodstuffs; Beverages, Spirits and vineger; Tobacco and manufactured tobacco substitues	**467988**	**3876**	**326879**	**2672**
042300 Residues and waste from the food industries; Prepared animal fodder	**467988**	**3876**	**326879**	**2672**

Import payments by countries /commodities Table-3.2 (Contd.)
(Four digit level HS code)

(First two digit section, second two digit chapter and last two digit indicate four digit level commodities)

(Amount in thousand)

HS Code - Countries/Commodities	2024 - 2025		2025 - 2026	
	Amount (BDT)	Amount (USD)	Amount (BDT)	Amount (USD)
042309 Preparations of a kind used in animal feeding	467988	3876	326879	2672
060000 Products of the Chemical or Allied Industries	**7013747**	**57883**	**5684576**	**46467**
063100 Fertilisers	**7005176**	**57810**	**5660315**	**46269**
063103 Mineral or chemical fertlzers, phosphatic	7005176	57810	5660315	46269
063200 Tanning or dyeing extracts; Tannins and their derivatives; Dyes, pigments and other colouring matter; Paints and varnishes; Putty and other mastics; Inks	**1789**	**15**	**8522**	**69**
063215 Printing ink, writing draw/other ink	1789	15	8522	69
063300 Essential oils & resinoids; Perfum, cosmetic or toilet preperations	**42**	**0**		
063304 Beauty/make-up/skin preparatin	42	0		
063400 Soap, organic surf-active agents, lubricating etc.			**512**	**4**
063403 Lubricat preparations etc.			512	4
063800 Miscellaneous chemical products	**6739**	**57**	**15228**	**125**
063808 Insecticides, rodenticides etc.	6739	57	14646	120
063809 Finishing agents,dye carriers etc.			582	5
070000 Plastics & Rubber Articles Thereof			**2879**	**24**
073900 Plastics and articles thereof			**2879**	**24**
073926 Other plastics & articles			2879	24
080000 Raw Hides and Skins, Leather and Articles Thereof; Saddlery and Harness; Travel Goods, Handbags nad Similar Containers; Articles of Animal Gut	**9373**	**77**		
084100 Raw hides and skins and leather	**9373**	**77**		
084107 Leather further prepared aft tann,of bovine	9373	77		
100000 Pulp of wood or of other fibrous cellulosic material; recovered (waste and scrap) paper or paperboard; paper and paperboard and articles thereof	**7508**	**62**	**293**	**2**
104800 Paper and paperboard; articles of paper pulp, of paper or of paperboard	**7277**	**61**	**286**	**2**
104811 Paper, paperboard, cellulose wadding etc.	427	3	30	0
104818 Toilet paper & similar paper etc.	174	1		
104819 Cartons, boxes, cases, bags of paper	2204	18	256	2
104823 Other paper/board cellulose wadding etc.	4473	38		
104900 Printed books, newspapers, pictures etc.	**231**	**2**	**6**	**0**
104909 Printed or illustrated postcards	231	2	6	0
110000 Textiles & Textile Articles	**164816**	**1359**	**209479**	**1715**
115200 Cotton	**164669**	**1358**	**208850**	**1710**
115209 Woven fabrics of cotton ,>= weg 85%+ , > 200g/m.sq.	164669	1358	208850	1710
115400 Man-made filaments			**14**	**0**
115407 Woven fabrics of synthetic filament yrn			14	0
115800 Special woven fabrics; tufted text. Fabrics; lace; tapestries; trimmings; embroidery	**2**	**0**		
115807 Labeles, badges & similar articles text	2	0		
116000 Knitted or crocheted fabrics			**130**	**1**
116005 Wrap knit fabrics			130	1

Import payments by countries /commodities Table-3.2 (Contd.)
(Four digit level HS code)

(First two digit section, second two digit chapter and last two digit indicate four digit level commodities)

(Amount in thousand)

HS Code - Countries/Commodities	2024 - 2025		2025 - 2026	
	Amount (BDT)	Amount (USD)	Amount (BDT)	Amount (USD)
116200 Articles of apparel & cloth accessories, not knitted/crocheted	**145**	**1**	**485**	**4**
116217 Other made up cloth acesor & parts of garmt	145	1	485	4
150000 Base Metals & Articles of Base Metal	**880**	**7**	**7534**	**61**
157300 Articles of Iron and Steel	**793**	**7**	**7466**	**61**
157318 Screws,bolts,nuts, etc.	793	7	7466	61
158200 Tools, implements, cutlery, spoons and forks, of base metal; parts thereof of base metal	**6**	**0**	**68**	**1**
158208 Knives & cutting blades	6	0	68	1
158300 Miscellaneous articles of base metal	**81**	**1**		
158308 Clasps, frames, hooks etc.	81	1		
160000 Machinery and mechanical appliances; electrical equipment; parts thereof; soundrecorders and reproducers, television image and soundrecorders and reproducers; and parts and accessories of such articles	**16548**	**138**	**18557**	**152**
168400 Nuclear reactors, boilers, machinery and mechanical appliances; parts thereof	**11715**	**97**	**4745**	**39**
168409 Parts spark-ignition pistn engin			0	0
168413 Pumps for liquids	21	0		
168414 Air/vacum pumps, gas compressors & fans	2322	19	757	6
168419 Machinery, plant/ lab equipments etc.	732	6		
168421 Centrifuges, filtering machinery rtc.	5958	49	3626	30
168443 Printing machinery			104	1
168446 Weaving machines(looms)	2303	19		
168467 Tools for working in the hand etc.	8	0		
168474 Machinery washing, crushing etc.	372	3		
168483 Transmission shafts, crank, bearing etc.			187	2
168487 Machinery parts,not cont. elect. connectors			70	1
168500 Electrical machinery and equipment and parts thereof; sound recorders and reproducers, television imageand sound recorders and reproducers and parts and accessories of such articles	**4833**	**40**	**13812**	**113**
168502 Electric generating sets, rotary converters			12317	101
168504 Electric transformer, inductors etc.	6	0	4	0
168511 Electrical ignition equipment, etc.	1896	16		
168535 Electrical apts for switching > 1000 volts			38	0
168536 Electrical apts for switching 1000 volts	1338	11	153	1
168537 Boards, panels, consols, etc.			109	1
168541 Diodes, transistors, semi-conductor etc.	264	2		
168544 Insulatd wire, cable etc.	1330	11	1191	10
170000 Vehicales, Aircraft, Vessels and Associated Transport Equipment	**81**	**1**		
178700 Vehicles other than railway or tramway rollingstock, and parts and accessories thereof	**81**	**1**		
178708 Parts,accessories, motor vehicles	81	1		
180000 Optical, Photographic, Cinematographic, Measuring, Checking, Precision, Medical Orsurgical Instruments and Apparatus; Clocks and Watches; Musical Instruments; Parts and Accessories Thereof	**2625**	**22**	**702**	**6**

Import payments by countries /commodities Table-3.2 (Contd.)
(Four digit level HS code)

(First two digit section, second two digit chapter and last two digit indicate four digit level commodities)

(Amount in thousand)

HS Code - Countries/Commodities	2024 - 2025		2025 - 2026	
	Amount (BDT)	Amount (USD)	Amount (BDT)	Amount (USD)
189000 Optical, photographic, cinematographic, measuring, checking, precision, medical orsurgical instruments and apparatus; parts and accessories thereof	**2625**	**22**	**702**	**6**
189024 Machines, hardness,strength test etc.	1164	10		
189025 Hydrometers,thermometers etc.	1462	12	702	6
200000 Miscellaneous Manufactured Articles	**180**	**1**		
209600 Miscellaneous manufactured articles	**180**	**1**		
209606 Buttons, press/snap-fasteners, etc	180	1		
Turkey	**50386412**	**416756**	**47279173**	**386674**
010000 Live Animals and Animal Products	**1543191**	**12758**	**2565326**	**21024**
010100 Live animals	**401**	**3**		
010103 Live swine	401	3		
010300 Fish and crustaceans, molluscs and other aquatic invertebrates	**26**	**0**	**1052**	**9**
010302 Fish,fresh or chilled excld. fish fillets	26	0		
010303 Fish frozen excld. fish fillet			1052	9
010400 Dairy produce; bird's eggs; natural honey; Edible products of animal origin, not elsewhere specified or included.	**1542763**	**12755**	**2564274**	**21015**
010401 Milk & cream, not containing sugar			13085	108
010402 Milk & cream, containing sugar	1022056	8430	2013167	16506
010404 Whey, containing sugar /sweetening matter	503684	4183	535541	4382
010406 Cheese and curd	4991	42		
010409 Natural honey	12033	99	2482	20
020000 Vegetable Products	**819808**	**6792**	**293520**	**2400**
020700 Edible vegetable and certain roots and tubers	**19925**	**166**	**16204**	**132**
020703 Onions, shallots, garlic,fresh or chilled	8345	70	16204	132
020713 Dried leguminous vegt.,shelled	11580	97		
020800 Edible fruit nuts; peel of citrus fruit or melons	**23017**	**190**	**34397**	**281**
020802 Other nuts, fresh/dried	7895	65	11393	93
020804 Dates figs pinapples etc., fresh/dried	9699	80	16627	136
020806 Grapes, fresh or dried			6376	52
020813 Fruit,dried other not coconut etc.	5423	45		
020900 Coffee, tea, mate and spices	**176521**	**1455**	**4286**	**35**
020901 Cofee, not roastd or roasted	197	2	276	2
020902 Tea	23	0	22	0
020909 Seeds of anise/badian/cumin etc.	176301	1453	3988	33
021100 Products of the milling industry; Malt; Starces; Inulin; Eheat gluten	**28404**	**235**	**24204**	**198**
021102 Cereal flours other than wheat/meslin	7398	61	11359	93
021108 Starches ; inulin	20746	172	12844	105
021109 Wheat gluten, whether/not dry	260	2		
021200 Oil seeds and oleaginous fruits; miscellaneous grains; seeds and fruit; industrial or medicinal plants; straw and fodder	**571941**	**4746**	**214429**	**1754**
021205 Rape or colza seed,whether or not broken	3156	26		
021207 Other oil seed & oleagious fruits	568117	4714	214429	1754

Import payments by countries /commodities Table-3.2 (Contd.)
(Four digit level HS code)

(First two digit section, second two digit chapter and last two digit indicate four digit level commodities)

(Amount in thousand)

HS Code - Countries/Commodities	2024 - 2025		2025 - 2026	
	Amount (BDT)	Amount (USD)	Amount (BDT)	Amount (USD)
021209 Seed,fruit & spores for sowing	668	6		
030000 Animal or vegetable fats and oils and their cleavage products; prepared edible fats; animal or vegetable waxes	**224069**	**1855**	**292487**	**2391**
031500 Animal or vegetable fats and oils and their cleavage products; prepared edible fats; animal or vegetable waxes	**224069**	**1855**	**292487**	**2391**
031509 Olive oils & its fractons, not refined	13077	107	26928	221
031512 Sunflower,safflower/cotton seed oil, not refined	201974	1673	264963	2166
031514 Rape,colza/mustard oil, not refined	861	7	596	5
031515 Other fixed vegetable fats & oils, not refined	342	3		
031518 Animal/veg. fats & oils, boiled, oxidised etc.	7814	65		
040000 Prepared foodstuffs; Beverages, Spirits and vineger; Tobacco and manufactured tobacco substitues	**1202760**	**9963**	**922023**	**7537**
041600 Preparations of meat, of fish or of crustaceans, molluscs or other aquatic invertebrates	**84241**	**694**	**104639**	**856**
041601 Sausages of meat, meat offal or blood	84241	694	63370	519
041602 Other prepared meat/meat offal or blood			41269	337
041700 Sugars and sugar confectionery	**50026**	**416**	**58384**	**477**
041702 Other sugar incl. lactos glucos	29798	249	36232	296
041704 Sugar confctionry, not containing cocoa	20228	167	22152	181
041800 Cocoa and cocoa preparations	**57532**	**477**	**14986**	**123**
041806 Chocolate/food prep. Contain. Cocoa	57532	477	14986	123
041900 Preparations of cereals, flour, starch or milk; pastry cooks' products	**20935**	**173**	**25767**	**211**
041901 Malt extract;	148	1	3222	26
041902 Pasta whether or not cooked	16225	135	20253	166
041905 Bread,pastry,cakes,biscuits etc.	4562	38	2291	19
042000 Preparations of vegetables, fruit, nuts or other parts of plants	**31875**	**265**	**36246**	**296**
042002 Tomatoes prep/presrv n/vinegar	15	0		
042007 Jams,fruit jellies etc.	3566	29	18087	148
042008 Fruit & nuts etc.,	3306	28	1970	16
042009 Frut & vegetable juices	24988	209	16189	132
042100 Miscellaneous edible preparations	**46722**	**385**	**39007**	**319**
042101 Extracts,essences of coffee,tea etc.			1150	9
042102 Yeast; baking powder	6686	57	5206	43
042103 Sauces and preparations thereof	1469	12	157	1
042104 Soups & broths preparations thereof			550	5
042106 Food preparations n.e.s	38567	316	31945	261
042200 Beverages, spirits and vinegar	**613**	**5**		
042202 Mineral & areated waters add. Sug	613	5		
042300 Residues and waste from the food industries; Prepared animal fodder	**705416**	**5845**	**618230**	**5053**
042302 Bran sharps and othere residues			77350	632
042309 Preparations of a kind used in animal feeding	705416	5845	540880	4421
042400 Tobacco and manufactured tobacco substitutes	**205400**	**1702**	**24765**	**202**

Import payments by countries /commodities Table-3.2 (Contd.)
(Four digit level HS code)

(First two digit section, second two digit chapter and last two digit indicate four digit level commodities)

(Amount in thousand)

HS Code - Countries/Commodities	2024 - 2025		2025 - 2026	
	Amount (BDT)	Amount (USD)	Amount (BDT)	Amount (USD)
042401 Unmanufactured tobacco; tobacco refuse	173493	1441	2822	23
042402 Cigars cheroot cigarillos of tobacco	31907	261	21943	179
050000 Mineral Products	**1995962**	**16526**	**1631118**	**13348**
052500 Salt; sulphur; earths and stone; plastering materials, lime and cement	**1628996**	**13491**	**1231671**	**10074**
052501 Salt and pure sodium chloride			890	7
052506 Quartz other than natural sands	12401	102		
052507 Kaolin and other kaolinic clays;			7689	63
052508 Other clays;	2809	23	13859	114
052513 Pumice stone, emery etc.	1388094	11493	939479	7683
052515 Marble,travertine, ecaussine stone etc.	201658	1673	259694	2124
052518 Dolomite all kind			844	7
052520 Gypsum;anhydrite plasters	1093	9	1451	12
052529 Feldspar,fluorspar, leucite; etc.	22940	192	7765	64
052700 Mineral fuels, mineral oilsand products of their distillation bituminous substances; mineral waxes	**366966**	**3034**	**399447**	**3274**
052701 Coal;briquettes ovoid etc.	53557	440	75392	616
052706 Tar distilled from coal or lignite	18	0		
052710 Petroleum oils and oils obtained from bituminous minerals,other than crude; preparations not elsewherespecified or included,containing by weight 70% or more of petroleum oils or of oils obtained from bituminous minerals,these oils being the basic constituents of the preparation;waste oils	2330	19	10549	86
052710 Petroleum oils, refined	21166	176	21584	177
052711 Petroleum gases & other gaseous hydrocarbons			143290	1177
052712 Petroleum jely;paraffin wax,etc	287090	2376	148632	1218
052715 Bituminous mixtures based on natural asphalt	2805	24		
060000 Products of the Chemical or Allied Industries	**7209323**	**59674**	**7030700**	**57501**
062800 Inorganic chemicals; organic or inorganic compounds of precious metals, of rare-earth metals, of radioactive elements or of isotopes	**933094**	**7727**	**1044428**	**8538**
062810 Oxides of boron; boric acids	113283	940	184238	1506
062815 Sodium or potasium hydroxide	1506	12	863	7
062818 Artificial corundum, aluminium oxide/hydroxide	18664	153	9726	80
062819 Chromium oxides and hydroxide			9261	75
062825 Hydrazine/hydroxylamine & salt etc.	155928	1287	102260	836
062828 Hypochlorites chlorites	1	0		
062831 Dithionites and sulphoxylates	46100	381	88202	722
062832 Sulphites; thiosulphates	7282	60	10715	88
062833 Sulphate alums, peroxosulphate	34714	290	14494	119
062834 Nitrites; nitrates	5767	47	10036	82
062835 Phosphinates, phosphonates	11200	93	14	0
062836 Carbonates; peroxocarbonates	285507	2356	178652	1459
062839 Silicates, commercial alkali metal silicates	3685	31	4017	33
062840 Borates; peroxoborates	240852	2006	424816	3474

Import payments by countries /commodities Table-3.2 (Contd.)
(Four digit level HS code)

(First two digit section, second two digit chapter and last two digit indicate four digit level commodities)

(Amount in thousand)

HS Code - Countries/Commodities	2024 - 2025		2025 - 2026	
	Amount (BDT)	Amount (USD)	Amount (BDT)	Amount (USD)
062842 Other salt of inorganic acids/peroxoacids			931	8
062844 Radioactive chemical elements/isotops	8605	71	6203	51
062900 Organic chemicals	**42047**	**348**	**31840**	**260**
062904 Sulphonated nitrated or nitrosated	4538	38	1214	10
062905 Acyclic alcohol/halogn sulpho,etc	14093	117	7840	64
062910 Epoxide, epoxyalcohols, etc.	6387	52	943	8
062915 Saturated acyclice,monocarboxilic acid etc.	11136	92	17577	144
062917 Polycarboxylic acids	1971	16	11	0
062918 Carboxylic acids	103	1		
062920 Ester of other inorganic acids	1950	16		
062922 Oxygen-function amino-compound			66	1
062924 Carboxyamide amide- func. Comp.	1456	12	3956	32
062930 Organo-sulphur compounds	413	3	235	2
063000 Pharmaceutical products	**172836**	**1437**	**475676**	**3900**
063002 Humn & animal blood	161101	1340	440989	3617
063004 Medicament consist. mixed/unmixed,for therapeutic use	10716	89	32843	269
063005 Wadding ,gauze,bandages etc.	67	1		
063006 Pharmaceutical goods	952	8	1844	15
063100 Fertilisers			**30208**	**248**
063102 Mineral or chemical fertilisers, nitrogenous			28127	231
063104 Mineralor chemical fertilzers, potassic			2081	17
063200 Tanning or dyeing extracts; Tannins and their derivatives; Dyes, pigments and other colouring matter; Paints and varnishes; Putty and other mastics; Inks	**1760690**	**14581**	**1274386**	**10423**
063201 Tanning extract of vegetable origin;			3867	32
063202 Synthetic organic/ inorganic tanning subs.	26457	219	44932	368
063203 Colorng mater veg/ animl orign			38	0
063204 Synthetic organic colouring matter	693520	5749	661582	5412
063206 Other Colouring matter;	42406	350	20529	168
063207 Prepared pigments, opacifiers etc.	3077	25	69135	565
063208 Paints and varnishes;	262937	2169	42990	351
063209 Other paints and varnishes ;	127	1	102	1
063210 Other paint and varnishes use for finishing leather	945	8	231	2
063212 Pigments dispersed in non-aqueous	9691	81	8295	68
063214 Glaziers putty,grafting putty etc.	8795	73	5678	46
063215 Printing ink, writing draw/other ink	712735	5907	417008	3410
063300 Essential oils & resinoids; Perfum, cosmetic or toilet preperations	**31746**	**263**	**51523**	**421**
063302 Mix of odoriferous substancees	8689	72	21535	176
063303 Perfumes and toilet waters	902	7	814	7
063304 Beauty/make-up/skin preparatin	13141	109	20557	168
063305 Preparations for use on the hair	3133	26	4893	40
063306 Preparations for oral/dental hygiene	141	1	202	2
063307 Pre-shave,shaving/after-shave	5739	47	3521	29

Import payments by countries /commodities Table-3.2 (Contd.)
(Four digit level HS code)

(First two digit section, second two digit chapter and last two digit indicate four digit level commodities)

(Amount in thousand)

HS Code - Countries/Commodities	2024 - 2025		2025 - 2026	
	Amount (BDT)	Amount (USD)	Amount (BDT)	Amount (USD)
063400 Soap, organic surf-active agents, lubricating etc.	**1510993**	**12508**	**1498373**	**12250**
063401 Soap;organic surfac-active prodts & preparations	1204	10	4059	33
063402 Organic surfac-active agents	1464388	12120	1432983	11715
063403 Lubricat preparations etc.	43236	360	60668	496
063404 Artificial wax & prepared wax	230	2		
063405 Polish and cream for footwear, furniture etc.	1936	16	663	5
063500 Albuminoidal substances; modified starches, glues, enzymes	**531340**	**4395**	**593103**	**4850**
063501 Casein ,caseinates, casein derivatives			7550	62
063503 Gelatin & derivatives , isinglass, glues	2992	25	3666	30
063505 Dextrins & other modified starches	107023	877	142250	1162
063506 Prepared glues & other prep. adhesives	26384	217	24642	202
063507 Enzymes; prepared enzymes n.e.s	394941	3277	414995	3395
063600 Explosives; Pyrotechnic products; Matches; Pyrophoric alloys; certain combustible preperations	**4713**	**39**	**110**	**1**
063606 Fero-cerium, pyrophoric alloys;	4713	39	110	1
063700 Photographic or cinematographic goods			**1555**	**13**
063707 Chemical prep. for photographic use			1555	13
063800 Miscellaneous chemical products	**2221865**	**18375**	**2029499**	**16596**
063802 Activated carbon, animal black etc.			10872	89
063806 Rosin & resin acid;and derivatives etc.	17333	145	11417	93
063808 Insecticides, rodenticides etc.	44	0	10206	83
063809 Finishing agents,dye carriers etc.	1619132	13385	1502586	12286
063810 Pickling preparations for metal surfaces etc.	73	1		
063812 Prepared rubber accelerators;			2711	22
063812 Prepared rubber accelerators;compounds plasticisersfor rubber or plastics,notelsewhere specified or included;antioxidising preparations and other compound stabilisers for rubber or plastics	195663	1621	95200	780
063813 Prep & charges fire-extinguisher	1199	10	1223	10
063814 Organic composites solvents & thinners	629	5	276	2
063815 Reaction initiator & accelerators	106	1	167	1
063816 Refractory cements, mortars etc.	94019	780	78166	640
063819 Hydraulic brake fluids	26	0	6220	51
063820 Anti-freezing preparations	106	1	1261	10
063821 Prepared culture media	0	0		
063822 Diagnostic or laboratory reagents	23242	193	29004	237
063824 Prepared binders for foundry moulds;	270293	2233	280191	2292
060000 Products of the chemical or allied industries			**5104**	**42**
063400 Soap, organic surf-active agents, lubricating etc.			**5104**	**42**
063402 Organic surfac-active agents			5104	42
070000 Plastics & Rubber Articles Thereof	**4471241**	**37170**	**2385172**	**19506**
073900 Plastics and articles thereof	**1763951**	**14624**	**2135034**	**17459**
073901 Polymers of ethylene, in primary forms	8280	70	771	6
073903 Polymers of styrenein in primary forms	8672	72	27964	229

Import payments by countries /commodities Table-3.2 (Contd.)
(Four digit level HS code)

(First two digit section, second two digit chapter and last two digit indicate four digit level commodities)

(Amount in thousand)

HS Code - Countries/Commodities	2024 - 2025		2025 - 2026	
	Amount (BDT)	Amount (USD)	Amount (BDT)	Amount (USD)
073904 Polymers of vinyl chloride etc. in primary	3139	26	753	6
073905 Polymers of vinyl acetate/ester in primary	20945	174	25324	207
073906 Acrylic polymers in primry forms	617146	5111	652743	5338
073907 Polyacetals in primary forms	13578	113	8771	72
073909 Amino-resins, in primary forms	70610	585	65645	537
073909 Amino-resins, phenolic resins and polyurethanes, in primary forms	158	1	0	0
073910 Silicons in primary forms	159181	1324	120083	983
073911 Petroleum resins, in primary forms	880	7	216	2
073912 Cellulose & chemical dertives in primary	83544	688	186137	1522
073913 Natural polymers, in primary forms	2284	19		
073914 Ion-exchangers based polymr primay	1363	11	2092	17
073916 Monofilament , of plastics	11064	92	11251	92
073917 Tube, pipe & hoses etc of plastics	50697	429	8282	68
073918 Floor coverings of plastics	2614	22	664	5
073919 Self-adhesive, plates, sheets etc of plastics	3921	32	7110	58
073920 Other plates,sheets,etc of plastic, non-cellular	61286	506	9541	78
073921 Other Plates, sheets etc. of plastics	3806	32	2952	24
073922 Baths,shower-baths, wash-basin etc.	3	0	832	7
073923 Artilces for the conveyance	55177	458	16058	131
073924 Tableware, kitchenware, of plastics	6536	54	120	1
073925 Builders' wares of plastics n.e.s	193	2		
073926 Other plastics & articles	578152	4788	986823	8069
073926 other articles of plastics and articles of other materials of heading Nos. 39.01 to 39.14	722	6	902	7
074000 Rubber and articles thereof	**2707290**	**22546**	**250137**	**2047**
074001 Natural rubber, balata etc.			567	5
074002 Synthetic rub/factice deriv from oil	51957	426	74975	613
074008 Plates, sheets etc. of vulcan rubber	3315	27		
074009 Tubes pipes & hoses etc.	1259	10	69382	567
074010 Conveyor/transmisions belts of rub	4157	34	3874	32
074011 New pneumatic tyres, of rubber	1392	12	429	4
074011 New pneumatic tyres,of rubber	12402	103	31941	262
074012 Retreaded/use pneumatic tyres	2563564	21363	392	3
074013 Inner tubes, of rubber			8	0
074015 Articles of apparel & clothing accessories etc.	2004	16	2147	18
074016 Other articles of vulcanised rubber	67240	553	66323	543
074017 Hard rubber in all forms			98	1
080000 Raw Hides and Skins, Leather and Articles Thereof; Saddlery and Harness; Travel Goods, Handbags nad Similar Containers; Articles of Animal Gut	**560273**	**4627**	**666796**	**5453**
084100 Raw hides and skins and leather	**166963**	**1375**	**70995**	**581**
084104 Tanned or crust hides & skins of bovine	115003	947	18618	152
084105 Tanned or crust hides & skins of sheep/lambs	1043	9		
084107 Leather further prepared aft tann,of bovine	50812	419	52377	429

Import payments by countries /commodities Table-3.2 (Contd.)
(Four digit level HS code)

(First two digit section, second two digit chapter and last two digit indicate four digit level commodities)

(Amount in thousand)

HS Code - Countries/Commodities	2024 - 2025		2025 - 2026	
	Amount (BDT)	Amount (USD)	Amount (BDT)	Amount (USD)
084112 Leather fur prepared aft tann, of sheep/lamb	105	1		
084200 Articles of leather; saddlery and harness, travel goods, handbags and similar containers; articles of animal gut	**393310**	**3251**	**595801**	**4872**
084202 Trunks, suit-case, vanity-case etc.	4616	38	1001	8
084203 Articles/ composition of leather	361640	2991	550668	4503
084205 Other articles/ composition of leather	27053	222	43955	360
084206 Articles of gut not silk-worm gut			177	1
090000 Wood and Articles of Wood; Wood Charcoal; Cork and Articles of Cork; Manufactures of Straw, of Esparto or Other Plaiting Materials; Basketware & Wickerwork	**135**	**1**	**2523**	**21**
094400 Wood and articles of wood; wood charcoal	**135**	**1**	**2523**	**21**
094418 Builders joinery & carpentry of wood	135	1		
094421 Other articles of wood			2523	21
100000 Pulp of wood or of other fibrous cellulosic material; recovered (waste and scrap) paper or paperboard; paper and paperboard and articles thereof	**350332**	**2893**	**297762**	**2434**
104800 Paper and paperboard; articles of paper pulp, of paper or of paperboard	**318470**	**2630**	**278618**	**2278**
104802 Uncoated paper and paper board	144	1	1650	14
104803 Toilet or facial tissue stock, towel/napkin etc.	25	0		
104805 Other uncoated paper/paprboard			209	2
104808 Paper & paprboard, corrugated, creped,etc.	0	0		
104809 Carbon paper, not printed, in rolls/sheets			90	1
104811 Paper, paperboard, cellulose wadding etc.	5910	50	2965	24
104818 Toilet paper & similar paper etc.	1754	15	1588	13
104819 Cartons, boxes, cases, bags of paper	68901	569	92189	753
104820 Registers, a/c books,note books, etc	20984	172		
104821 Paper/board labels of all kind	214498	1772	178795	1462
104821 Paper/board labels of all kind Whether or nor printed	6250	52	1133	9
104823 Other paper/board cellulose wadding etc.	5	0		
104900 Printed books, newspapers, pictures etc.	**31862**	**263**	**19144**	**156**
104906 Plans & drawing architectural etc.	24229	199	18044	148
104908 Transfers (decalcomanias)	2866	24	1100	9
104911 Other printed mattrer	4767	40	0	0
110000 Textiles & Textile Articles	**14649101**	**120982**	**12086938**	**98799**
115100 Wool, fine or coarse animal hair; woven fabric	**3624**	**30**	**67150**	**552**
115106 Yarn of carded wool not retail sale			1024	8
115107 Yarn of combed wool not retail sale			21679	178
115109 Yarn of wool/fine animl hair for retail sale			44447	365
115112 Woven fabrics combed wool/fine animal hair	3624	30		
115200 Cotton	**13634518**	**112581**	**10830549**	**88533**
115201 Cotton not carded or combed	9746141	80405	6242146	51008
115205 Cotton yarn , cont 85%+ weg cotton	1930059	15944	2277190	18631
115206 Cotton yarn, less than 85% weg cotton	29866	244	17112	140

Import payments by countries /commodities Table-3.2 (Contd.)
(Four digit level HS code)

(First two digit section, second two digit chapter and last two digit indicate four digit level commodities)

(Amount in thousand)

HS Code - Countries/Commodities	2024 - 2025		2025 - 2026	
	Amount (BDT)	Amount (USD)	Amount (BDT)	Amount (USD)
115208 Woven fabrics of cotton ,>= weg 85%+ , 200g/m.sq.	63303	525	66655	546
115209 Woven fabrics of cotton ,>= weg 85%+ , > 200g/m.sq.	771335	6392	1223191	10002
115210 Woven fabrics of cotton ,> weg 85%+ , 200g/m.sq.	52887	440	5726	47
115211 Woven fabrics of cotton ,> weg 85%+ , > 200g/m.sq.	1030509	8545	998531	8159
115212 Other woven fabrics of cotton	10419	87		
115300 Other vegetable textile fibres; paper yarn etc.	**3947**	**33**	**14636**	**120**
115309 Woven fabrics of flax	3947	33	14636	120
115400 Man-made filaments	**132948**	**1100**	**102849**	**841**
115401 Sewing thread of man-made filaments	3982	33	645	5
115402 Synthetic filament yarn	87800	726	90005	736
115407 Woven fabrics of synthetic filament yrn	38283	318	12199	100
115408 Woven fabrics of art fila yrn	2883	24		
115500 Man-made staple fibres	**420207**	**3483**	**706744**	**5771**
115501 Synthetic filament tow			43300	353
115503 Synthetic stable fibres, not carded, combed	75	1		
115504 Artificial staple fibres, not carded, combed	73	1	246215	2009
115508 Sewing thread man-made staple fibres	2360	19	4262	35
115509 Yarn synthetic staple fibres	64	1		
115512 Woven fabrics of synth stap fibres, cont > 85%	3616	30	10496	86
115513 Woven fabrics of synth stap fibres, weg 170 g/m.sq.	10339	85	14935	122
115514 Woven fabrics of synth stap fibres, weg > 170 g/m.sq.	3286	27	1717	14
115515 Other woven fab Synthetic stap fibres	257911	2136	367315	3001
115516 Woven fabrics artificial staple fibres	142483	1185	18504	151
115600 Wadding, felt and nonwovens; special yarns etc.	**11919**	**99**	**4899**	**40**
115601 Wadding text mterials fibre & articles	2305	19	4553	37
115603 Nonwovens, coated,covered/laminated	4298	36		
115607 Twine, cordage, cbles etc.	1426	12	346	3
115609 Artificial yarn, strip, twine etc. n.e.s.	3890	32		
115700 Carpets and other textile floor coverings	**137059**	**1137**	**72362**	**592**
115701 Carpets & other text floor coverings ,knotted			3	0
115702 Carpets & other text floor coverings ,woven	7065	59	4022	33
115703 Carpets & other text floor coverings ,tuffed			2814	23
115705 Other carpets & other text floor coverings	129994	1079	65523	536
115800 Special woven fabrics; tufted text. Fabrics; lace; tapestries; trimmings; embroidery	**49322**	**408**	**51031**	**417**
115801 Woven pile & chenille fabrics	0	0	1897	15
115803 Gauze other than narrow fabrics			1155	9
115804 Tulles & other net fabrics	21481	178	25474	208
115806 Narrow woven fabrics	443	4	1396	11
115807 Labeles, badges & similar articles text	21874	180	10048	82

Import payments by countries /commodities Table-3.2 (Contd.)
(Four digit level HS code)

(First two digit section, second two digit chapter and last two digit indicate four digit level commodities)

(Amount in thousand)

HS Code - Countries/Commodities	2024 - 2025		2025 - 2026	
	Amount (BDT)	Amount (USD)	Amount (BDT)	Amount (USD)
115808 Braids in the pieces etc.			15	0
115810 Embroidery in the piece, in strips	5524	46	11046	90
115900 Impregnated, coated, covered textile fabrics etc.	**143294**	**1185**	**86015**	**704**
115902 Tyre cord fabrics	121870	1007	61803	506
115903 Tex fabrics impregnated,coated etc	20880	174	22582	185
115910 Transmission/conveyor belts, of text mtrl	544	4	645	5
115911 Text products & artcles			985	8
116000 Knitted or crocheted fabrics	**108435**	**895**	**139075**	**1135**
116001 Pile fabrics	6958	58	8683	71
116002 Knitted or crochetd fabrics, wegt 5%+ of rub. thread	2415	20		
116003 Knitted or crochetd fabrics, not exd.30 cm	1384	12		
116004 Knitted or crochetd fabrics, exd.30 cm	10057	83	101195	825
116005 Wrap knit fabrics	212	2		
116006 Other knitted or crochet fabrics	87409	721	29197	239
116100 Articles of apparel & cloth accessories, knitted/crocheted			**415**	**3**
116106 Women/girls blouses, shirts etc			6	0
116109 T-shirt singlets & other vests			57	0
116115 Panty, hose, tights, socks etc.			352	3
116200 Articles of apparel & cloth accessories, not knitted/crocheted	**1066**	**9**	**8965**	**73**
116205 Men/boys shirts not knitted/crochetd			0	0
116210 Garment, made up of fabrics	0	0		
116217 Other made up cloth acesor & parts of garmt	1066	9	8965	73
116300 Other made up textile articles; sets; worn clothing and worn textile articles; rags	**2762**	**23**	**2249**	**18**
116301 Blankets and traveling rugs			2249	18
116307 Other made up articles incl dress patterns	2762	23		
120000 Footwear,Hradgear, Umbrellas, Sun Umbrellas, Walking Sticks, Seat-Sticks, Whips, Riding-Crops and Parts Thereof Etc	**202**	**2**	**5501**	**45**
126400 Footwear, gaiters and the like; parts of such articles	**202**	**2**	**5450**	**45**
126402 Other footwear, outer soles & uppers rubber			5450	45
126406 Parts of footwear	202	2		
126500 Headgear and parts thereof			**14**	**0**
126505 Hat and other headgear knitted/croched			14	0
126700 Prepared feathers and down and articles made of feathers; artificila flowers; articles of human hair			**37**	**0**
126702 Artificial flowers folige etc.			37	0
130000 Articles of Stone, Plaster, Cement, Asbestos, Mica or Similar Materials; Ceramic Products; Glass and Glassware	**70315**	**586**	**27214**	**222**
136800 Articles of stone, plaster, asbestos, mica etc.	**20147**	**167**	**11101**	**91**
136802 Worked monumental buildg stone etc.	3543	29	392	3
136804 Millstone, grindstone, grinding wheel etc.	517	4	681	6
136805 Natural/art abrasive powder/grain			516	4

Import payments by countries /commodities Table-3.2 (Contd.)
(Four digit level HS code)

(First two digit section, second two digit chapter and last two digit indicate four digit level commodities)

(Amount in thousand)

HS Code - Countries/Commodities	2024 - 2025		2025 - 2026	
	Amount (BDT)	Amount (USD)	Amount (BDT)	Amount (USD)
136806 Slag wool, rock wool etc.	6843	57		
136807 Articles asphalt/smilr materials	4101	34	2160	18
136808 Panels, boards, tiles, blocks etc.			695	6
136810 Articles cement, concrete etc.	1534	13		
136811 Articles asbestos-cement,cellulose, etc.	1467	12		
136813 Friction material & articles	47	0	30	0
136814 Worked mica and articles of mica			1637	13
136815 Articles of stone/other mineral lsubs	2095	17	4990	41
136900 Ceramic products	**31154**	**261**	**2540**	**21**
136903 Other refractory ceramic goods	860	7		
136907 Unglazed ceramic flags, wall tiles etc.	29051	243	2382	19
136910 Ceramic sinks, wash basins etc.	1243	10	158	1
137000 Glass and glassware	**19014**	**158**	**13574**	**111**
137002 Glass in balls,rods, unworked	43	0	16	0
137009 Glass mirrors, rear-view mirrors	3	0	407	3
137010 Carboys, bottles, flasks, jar etc.	2311	19	183	2
137013 Glassware of table, kitchn, toilt etc.	4001	33	3169	26
137017 Lab,hygnic/pharmaceautical glassware	1613	13	2608	21
137018 Glass beads imitation pearls etc.	7744	64	6193	51
137019 Glass fibres & articles;	3299	27	998	8
140000 Natural or Cultured Pearls, Precious or Semiprecious Stones, Precious Metals, Metals Clad with Precious Metal and Articles Thereof; Imitation Jewellery; Coin	**1446**	**12**		
147100 Natural or Cultured Pearls, Precious or Semiprecious Stones, Precious Metals, Metals Clad with Precious Metal and Articles Thereof; Imitation Jewellery; Coin	**1446**	**12**		
147117 Imitation jewellery	1446	12		
150000 Base Metals & Articles of Base Metal	**1053085**	**8700**	**739133**	**6049**
157200 Iron and Steel	**15670**	**129**	**2246**	**18**
157205 Granules & powder, of pig iron	2747	22		
157207 Semi-finished products of iron	0	0		
157210 Flat-rolled prodt, >= width 600 mm, clad,plated	3454	29	1812	15
157215 Other bars & rods, cold formed, of iron	1738	14		
157216 Angles,shpes & sections of iron	4312	35		
157217 Wire of iron or non-aloy steel	3063	26	0	0
157222 Other bars & rods, of stainless steel	355	3	433	4
157300 Articles of Iron and Steel	**757460**	**6254**	**446157**	**3654**
157301 Sheet piling of iron / steel			31	0
157302 Railway or tramway track,of iron /steel	3943	33		
157304 Tubes, pipes etc. other than cast iron	1183	10	792	6
157306 Other tubes, pipes & hollow profiles	177	1	2822	23
157307 Tubes/ pipes fittings of iron / steel	6788	56	4539	37
157308 Structures & parts of structures	42812	355	97392	798
157309 Reservoirs, tanks, vats etc.	522729	4309	122824	1009
157310 Tanks, casks, drums etc.	2257	19		

Import payments by countries /commodities Table-3.2 (Contd.)
(Four digit level HS code)

(First two digit section, second two digit chapter and last two digit indicate four digit level commodities)

(Amount in thousand)

HS Code - Countries/Commodities	2024 - 2025		2025 - 2026	
	Amount (BDT)	Amount (USD)	Amount (BDT)	Amount (USD)
157311 Containers for compressed	72641	603	68839	564
157312 Stranded wire, ropes, cables etc.	300	3	235	2
157313 Barbed wire of iron / steel			14	0
157314 Wire,expanded metal of iron / steel	788	7	2867	24
157315 Chain and parts, of iron/steel	8739	73	3458	28
157317 Nails,tacks,drawing pins etc.	26732	220	59374	485
157318 Screws,bolts,nuts, etc.	47178	391	27181	222
157319 Sewing/knitting needles, etc.	415	3		
157320 Springs &leaves for springs	6382	53	2107	17
157321 Stoves, ranges,cookers etc.	7228	60	3091	25
157323 Table,kitchen articlese,of iron			19140	156
157324 Sanitary ware & parts, of iron/ steel	79	1	21	0
157325 Other cast articles,of iron or stl	4136	34	2554	21
157326 Other articles of iron or steel	2952	24	28877	236
157400 Copper and Articles Thereof	**53586**	**446**	**3815**	**31**
157403 Reifned ,coper alloys.	49873	416		
157407 Copper bars,rods refined profiles			199	2
157408 Copper wire	264	2		
157410 Copper foil, backed/not backed	34	0		
157411 Copper tubes and pipes	367	3		
157412 Copper tube or pipe fittings	102	1	8	0
157415 Nails, tacks, drawing pins, of copper etc.	11	0	3	0
157418 Table, kitchen articlese, of copper	10	0		
157419 Other articles of copper	2925	24	3606	29
157600 Aluminium and Articles Thereof	**4737**	**39**	**5108**	**42**
157604 Aluminium bars, rods & profiles	578	5		
157606 Aluminium plates, sheets, strip	288	2		
157610 Aluminium structures & parts			113	1
157610 Aluminium,tube or pipe fittings (for example,couplings,elbows,sleeves)	517	4		
157615 Table, kitchen articles etc. of aluminium	3269	27	4153	34
157616 Other aluminium articles	86	1	842	7
158200 Tools, implements, cutlery, spoons and forks, of base metal; parts thereof of base metal	**12854**	**107**	**28701**	**235**
158202 Hands saws, blades saws etc.			1677	14
158204 Hand-operated spanners & wrenches	636	5	6214	51
158205 Hand tools n.i.e			39	0
158206 Tools of two or more, in sets	1115	9		
158207 Interchangeable tools, for hand tools	4952	41	3104	25
158208 Knives & cutting blades	6151	51	17544	144
158214 Other articles of cutlery			122	1
158300 Miscellaneous articles of base metal	**208778**	**1725**	**253106**	**2069**
158301 Padlocks & locks, of base metal	101	1	4	0
158302 Base metal mountings,fittings & articles etc.	38247	315	48203	395
158306 Bells, gongs & the like etc.	58	0		
158307 Flexible tubing of base metal	5046	41	1024	8

Import payments by countries /commodities Table-3.2 (Contd.)
(Four digit level HS code)

(First two digit section, second two digit chapter and last two digit indicate four digit level commodities)

(Amount in thousand)

HS Code - Countries/Commodities	2024 - 2025		2025 - 2026	
	Amount (BDT)	Amount (USD)	Amount (BDT)	Amount (USD)
158308 Clasps, frames, hooks etc.	160411	1326	194271	1588
158309 Stoppers, caps & lids of base metal	38	0	3328	27
158310 Sign-plates, name-plates, address-plate etc.	4631	38	6229	51
158311 Wire, rods, tubes plates, of base metal	245	2	46	0
160000 Machinery and mechanical appliances; electrical equipment; parts thereof; soundrecorders and reproducers, television image and soundrecorders and reproducers; and parts and accessories of such articles	**10495635**	**86934**	**12012389**	**98204**
168400 Nuclear reactors, boilers, machinery and mechanical appliances; parts thereof	**7038863**	**58298**	**9066392**	**74127**
168402 Steam /other vapour generating boilers	43346	366	368171	3002
168403 Central heating boilers	1	0		
168404 Auxiliary plant for use with boilers	13768	114	2441	20
168405 Producer gas/water gas generators	17549	146	1645	13
168407 Spark-ignition/rot piston engines	184	2	2152	18
168409 Parts spark-ignition pistn engin	5454	45	18126	149
168412 Other engines and motors	7256	60	3742	31
168413 Pumps for liquids	65877	542	90932	744
168414 Air/vacum pumps, gas compressors & fans	162339	1344	148385	1212
168415 Air conditioning machines	1677	14	552	5
168416 Furnace burners for liquid fuel,etc.	6361	52	3223	26
168417 Industrial/lab furmaces & oven etc.			13242	108
168418 Refrigerators,freezers & othr	185862	1533	329758	2696
168419 Machinery, plant/ lab equipments etc.	278408	2300	91697	750
168420 Calendering/other roling machines	10482	87	9915	81
168421 Centrifuges, filtering machinery rtc.	464183	3837	146480	1199
168422 Dish washing machines, etc.	257222	2132	287420	2350
168423 Weighing machinery, etc.	1369	11	434	4
168424 Mechanical appliances & the like	19640	161	29826	244
168425 Pulley tackle & hoists etc.	316	3	18632	152
168426 Ships' derricks; cranes etc.	72701	604	89204	729
168427 Fork-lift truks;	2334	19	1707	14
168428 Other Lifting, handling, etc.machinery	215250	1768	21289	175
168429 Self-propelled bulldozers, angle dozers etc.	80613	669	81895	670
168430 Other moving, grading, levelng etc. mach.			2757	22
168431 Parts suitable of machinery	22820	191	166411	1362
168432 Agricultural, horticultural machinery			319	3
168432 Agricultural,horticultural or forestry machinery for soil preparation or cultivation;lawn or sports-ground rollers.	850	7	5156	42
168433 Harvesting or threshing machinery	7094	58	13342	109
168434 Milking mach & dairy machinery	21207	174	125275	1027
168435 Presses, crushers etc. machinery	1	0		
168436 Other agri, horti, poltry-kep machinery	120359	992	88993	730
168437 Machines cleaning, sorting/grading seed etc.	305162	2516	233274	1910
168438 Machinery n.i.e	304906	2534	2097195	17163
168441 Other machinery making pulp/paper/board			576	5

Import payments by countries /commodities Table-3.2 (Contd.)
(Four digit level HS code)

(First two digit section, second two digit chapter and last two digit indicate four digit level commodities)

(Amount in thousand)

HS Code - Countries/Commodities	2024 - 2025		2025 - 2026	
	Amount (BDT)	Amount (USD)	Amount (BDT)	Amount (USD)
168442 Machinery,apparatus,& equpment			86	1
168443 Printing machinery	63568	532	5268	43
168444 Machine extruding, drawing etc.	3294	27		
168445 Machine preparing txtile fibres	127596	1047	50563	413
168446 Weaving machines(looms)	17677	145		
168447 Knitting machines stitch-bonding etc.			7403	61
168448 Auxiliary mach for extrd, drw mch etc.	53921	447	38078	312
168449 Machinery for the manufactures etc.	10190	85		
168450 Household/laundry-type washing mach	13350	111	12255	100
168451 Machinery for washing, cleaning etc.	2484094	20582	3556417	29058
168452 Sewing machines, n/book sewng mach	200633	1671	143846	1177
168453 Machinery, preparing, tanning etc.	2666	22	827	7
168454 Converters, ladles ingot machinies	5606	46	1173	10
168455 Metal rollng mills and rolls thereof	41833	348	832	7
168456 Machine-tools for working any material by removal of material,by laser or other light or photon beam,ultra-sonic,electro-discharge,electro-chemical,electron beam or plasmaarc process;water-jet cutting machines	56667	472		
168456 Machine-tools for working material	240	2		
168462 Machine-tools forging, hammering etc.	22743	187	12171	100
168465 Machine-tools working stapling, wood, etc.	9281	76	1143	9
168466 Parts & accessories for machine-tools	7732	65	20112	164
168467 Tools for working in the hand etc.	846	7	305	3
168470 Calculating machines etc			910	7
168471 Automatic data processing machines etc.	32788	272	52208	427
168472 Other office machines			605	5
168473 Parts & accessories of office machineries	2684	22	28	0
168474 Machinery washing, crushing etc.	221054	1830	65317	533
168477 Machinery for working rubber/plastics	82	1	4909	40
168478 Machinery preparng/making up tobaco			77340	631
168479 Mechanical appl indivial func. n.i.e	700659	5839	278748	2279
168480 Moulding boxes for metal foundry etc.	125790	1027	158446	1296
168481 Taps, cocks, valves & similar etc.	95436	788	60101	493
168482 Ball/ roller bearings	7220	61	8328	68
168483 Transmission shafts, crank, bearing etc.	29075	242	10139	83
168484 Gaskets & similar joints of metal sheeting etc.	2331	19	803	7
168487 Machinery parts,not cont. elect. connectors	5213	43	3869	32
168500 Electrical machinery and equipment and parts thereof; sound recorders and reproducers, television imageand sound recorders and reproducers and parts and accessories of such articles	**3456772**	**28636**	**2945997**	**24077**
168501 Electric motors and generator	10842	90	10402	85
168502 Electric generating sets, rotary converters	232722	1926	367758	3012
168503 Parts electric motor,gen. Set	2	0	1895	15
168504 Electric transformer, inductors etc.	162863	1337	74554	610

Import payments by countries /commodities Table-3.2 (Contd.)
(Four digit level HS code)

(First two digit section, second two digit chapter and last two digit indicate four digit level commodities)

(Amount in thousand)

HS Code - Countries/Commodities	2024 - 2025		2025 - 2026	
	Amount (BDT)	Amount (USD)	Amount (BDT)	Amount (USD)
168505 Electro-magnets;and articles	838	7	3242	26
168507 Electric accumulator;			34	0
168508 Vcuum cleaners	13	0		
168509 Eletro-mechanical domestic appliances	28	0	23	0
168510 Electric shavers, hair clipper etc.	185	2		
168511 Electrical ignition equipment, etc.	97	1	18	0
168512 Electrical lighting/signaling equipment,etc	7618	63	2594	21
168514 Industrial/lab electric furnaces, ovens, etc.	2711	22	1151	9
168515 Electric laser/photon beam , etc.	3224	27	3999	33
168516 Electric storage water heater, etc.	947	8	4542	37
168517 Telephone sets , other apparatus etc.	113987	950	77064	629
168518 Microphones & stands therefor;	78	1	60	0
168523 Discs, tapes, smart cards etc.	250066	2079	234117	1914
168524 Flat panel display module	540	5		
168525 Transmission appart radio-tel, etc.	151846	1266	129773	1057
168526 Radar apts,radio remote,etc apts			215	2
168528 Monitors and projectors etc.	13240	109	48518	397
168528 Monitors and projectors,not incorporating television reception apparatus;reception apparatus for television,whether or not incorporating radio broadcast receivers or sound or videorecording or reproducing apparatus	154	1	12	0
168529 Parts suitable for use solely or principally with the apparatus of headings Nos.85.25 to 85.28			5	0
168529 Parts,trans,reception etc.,apts	95	1		
168530 Electrical signaling, traffic control equp etc.	1213	10		
168531 Electrical sound/visual sig apts	17606	145	1228	10
168532 Electrical capacitors, fixed,variable etc.			458	4
168533 Electrical resistors, not heating	126	1	1518	12
168534 Printed circuits	37	0		
168535 Electrical apts for switching > 1000 volts	58613	488	14470	119
168536 Electrical apparatus for switching or protecting electrical circuits,or for making connections to or in electrical circuits for a voltage notexceeding 1,000 volts; connectors for optical fibres,optical fibres,optical fibre bundles or cables	21272	175	8818	72
168536 Electrical apts for switching 1000 volts	13856	114	26759	219
168537 Boards, panels, consols, etc.	1816259	15015	1790285	14626
168538 Parts: of electrical switching,apts.	14930	124	51755	423
168539 Electric filament or discharge lamos, including sealed beam lamp units and ultra-violet or infra-red lamps; arc-lamps;light -emitting diode (LED) lamps.	74	1	2954	24
168539 Electric filament/discharge lamps	1082	9	350	3
168541 Diodes, transistors, semi-conductor etc.	50	0	865	7
168542 Electronic, integrated circuits	847	7	235	2
168543 Electrical machines & apts. n.i.e.	443755	3712	19407	159
168544 Insulatd wire, cable etc.	95977	786	59879	490
168545 Carbon electrodes, carbon brushes etc.	577	5	935	8

Import payments by countries /commodities Table-3.2 (Contd.)
(Four digit level HS code)

(First two digit section, second two digit chapter and last two digit indicate four digit level commodities)

(Amount in thousand)

HS Code - Countries/Commodities	2024 - 2025		2025 - 2026	
	Amount (BDT)	Amount (USD)	Amount (BDT)	Amount (USD)
168546 Electrical insulators any metarial	959	8	332	3
168547 Insulating fitting for electrical machines	17442	143	5772	47
170000 Vehicales, Aircraft, Vessels and Associated Transport Equipment	**1617463**	**13321**	**891247**	**7285**
178600 Railway or tramway locomotives, rollingstock and parts thereof; railway or tramway track fixtures and fittings and parts thereof; mechanical (including electromechanical) trafficsignalling equipment of all kinds	**34530**	**281**	**4921**	**40**
178608 Railway or tramway track fixtur/fittings	34530	281		
178609 Containers for carriage			4921	40
178700 Vehicles other than railway or tramway rollingstock, and parts and accessories thereof	**1128680**	**9263**	**298738**	**2448**
178701 Tractors(other than tractors of heading 87.09)	36300	299	50552	414
178703 Motor car, other motor vehicles	21411	178		
178705 Special purpose motor vehicles	13366	109	15407	127
178705 Vehicles other than railway or tramway rolling - stock etc.	124700	1022	124829	1023
178707 Bodies, for tractors, buses	15737	129	8121	66
178708 Parts,accessories, motor vehicles	4961	41	17996	147
178710 Tank & other armoured vehi	891105	7313	36982	303
178713 Carriages for disabled persons	37	0		
178714 Parts,accessories, of motorcycle/bicycles			3366	28
178716 Trailer & semi-trailers;	21063	172	41487	340
178800 Aircraft, spacecraft and parts thereof	**3035**	**25**	**562072**	**4588**
178806 Unmanned aircraft:			60631	495
178807 Parts of goods heading 88.01, 88.02 or 88.06	3035	25	501441	4093
178900 Ships, boats and floating structures	**451219**	**3751**	**25515**	**209**
178907 Other floating structure	64478	529	25515	209
178908 Vessels & other,breaking up	386741	3223		
180000 Optical, Photographic, Cinematographic, Measuring, Checking, Precision, Medical Orsurgical Instruments and Apparatus; Clocks and Watches; Musical Instruments; Parts and Accessories Thereof	**462093**	**3829**	**279659**	**2289**
189000 Optical, photographic, cinematographic, measuring, checking, precision, medical orsurgical instruments and apparatus; parts and accessories thereof	**462093**	**3829**	**279659**	**2289**
189001 Optical fibres etc	683	6		
189002 Lenses, prisims, mirrors etc.	1070	9	71	1
189004 Spectacles,goggles, etc.	90	1		
189010 Apparatus for photographic etc.			1150	9
189012 Microscopes excl opt micros			9603	79
189013 Liquid crystal devices	31	0		
189015 Surveying, hydrographic etc.	1221	10	37	0
189016 Balances of a sensitivity of 5cg	139	1		
189017 Drawing, marking-out etc. inst.	87	1	318	3
189018 Instruments in medical,surgical, etc.	41011	339	53913	441
189019 Mechano-therapy,etc,appliances	37588	312	12321	101

Import payments by countries /commodities Table-3.2 (Contd.)
(Four digit level HS code)

(First two digit section, second two digit chapter and last two digit indicate four digit level commodities)

(Amount in thousand)

HS Code - Countries/Commodities	2024 - 2025		2025 - 2026	
	Amount (BDT)	Amount (USD)	Amount (BDT)	Amount (USD)
189021 Orthopaedic,appliances etc.	7974	65	1973	16
189022 Appratus based on x-ray,alpha, etc.	10079	82	16382	134
189023 Instruments demonstrationl purposes	5003	42		
189024 Machines, hardness,strength test etc.	25213	211	16548	136
189025 Hydrometers,thermometers etc.	1148	10	4534	37
189026 Instruments, checking flow,level etc.	143760	1191	21678	177
189027 Instruments, physical, chemical analysis etc.	3728	31	26458	217
189028 Gas,liquid, electricty meters	80654	670	68993	566
189029 Revolution counters,taximeters etc.	177	2	151	1
189030 Oscilloscopes, spectrum analysers etc.,	34203	280	9781	80
189031 Measuring/checking instrument	6106	51	7639	62
189032 Automatic regulating instru	60471	504	27667	226
189033 Parts & accessories n.i.s	1659	14	445	4
180000 Optical, photographic, clocks, musical instruments etc.	**2407**	**20**		
189000 Optical, photographic, etc.	**2407**	**20**		
189013 Liquid crystal devices	2357	19		
189014 Direction finding compasses	50	0		
190000 Arms and Ammunition; Parts and Accessories Thereof	**3099094**	**25488**	**4662195**	**38177**
199300 Arms and ammunition; parts and accessories thereof	**3099094**	**25488**	**4662195**	**38177**
199301 Military weapons	2415060	19812	2633233	21580
199302 Revolvers and pistols			20739	170
199303 Other firearms and similar devices	246751	2033	763526	6235
199304 Other arms; spring, air/gas guns etc.			46536	380
199305 Parts of military weapons, revolver,etc			92	1
199306 Bombs, grenades, mines & parts	437283	3643	1198070	9812
200000 Miscellaneous Manufactured Articles	**558479**	**4624**	**482365**	**3945**
209400 Furniture; bedding, mattresses, mattress supports, cushions and similar stuffed furnishings; lamps and light fittings, not elsewhere specified or included; illuminated signs, illuminatednameplates and the like; prefabricated buildings	**53540**	**443**	**44490**	**364**
209401 Seats and parts	1470	12	2205	18
209402 Medical, surgical, dental furniture	36638	303	21953	180
209403 Other furniture & parts	4865	41	11000	90
209404 Mattress supports;	110	1	12	0
209405 Lamps and lighting fittings & parts	9772	81	6774	55
209406 Prefabricated buildings	685	6	2547	21
209500 Toys, games and sports requisites; parts and accessories thereof	**5361**	**44**	**1210**	**10**
209503 Tricycles, scooters, pedal cars etc.	5361	44		
209506 Articlese for gymnastics, sports etc.			1210	10
209600 Miscellaneous manufactured articles	**499577**	**4138**	**436664**	**3571**
209602 Worked veg/mineral carving matrl	97	1		
209603 Brooms, brushes, etc.	2836	24	2173	18
209604 Hand sieves and hand riddles	465	4		

Import payments by countries /commodities Table-3.2 (Contd.)
(Four digit level HS code)

(First two digit section, second two digit chapter and last two digit indicate four digit level commodities)

(Amount in thousand)

HS Code - Countries/Commodities	2024 - 2025		2025 - 2026	
	Amount (BDT)	Amount (USD)	Amount (BDT)	Amount (USD)
209606 Buttons, press/snap-fasteners, etc	449454	3720	404480	3307
209607 Slide fasteners and parts	23157	194	7075	58
209611 Date,sealing/stamps, etc.	106	1	18	0
209612 Typewriter ribbons,inked, etc.	942	8	2258	18
209616 Scent/toilet sprays, etc	145	1		
209619 Sanitary towels , napkins etc.	22376	185	20660	169
Turkmenistan	**8800592**	**73080**	**1132464**	**9285**
060000 Products of the Chemical or Allied Industries	**8689529**	**72160**	**1111778**	**9116**
063100 Fertilisers	**8689529**	**72160**	**1111778**	**9116**
063104 Mineralor chemical fertilzers, potassic	8689529	72160	1111778	9116
110000 Textiles & Textile Articles	**111064**	**920**	**20686**	**170**
115200 Cotton	**111064**	**920**	**20686**	**170**
115201 Cotton not carded or combed	92184	763	20686	170
115205 Cotton yarn , cont 85%+ weg cotton	18880	157		
Uganda	**301816**	**2479**	**729247**	**5959**
010000 Live Animals and Animal Products	**14750**	**121**	**177044**	**1444**
010400 Dairy produce; bird's eggs; natural honey; Edible products of animal origin, not elsewhere specified or included.	**14750**	**121**	**177044**	**1444**
010402 Milk & cream, containing sugar			177044	1444
010405 Butter , dairy spreads	14750	121		
040000 Prepared foodstuffs; Beverages, Spirits and vineger; Tobacco and manufactured tobacco substitues	**92062**	**754**	**246669**	**2016**
042300 Residues and waste from the food industries; Prepared animal fodder	**92062**	**754**	**246669**	**2016**
042302 Bran sharps and othere residues	92062	754	246669	2016
110000 Textiles & Textile Articles	**194716**	**1602**	**305534**	**2499**
115200 Cotton	**194716**	**1602**	**305534**	**2499**
115201 Cotton not carded or combed	194716	1602	305534	2499
160000 Machinery and mechanical appliances; electrical equipment; parts thereof; soundrecorders and reproducers, television image and soundrecorders and reproducers; and parts and accessories of such articles	**288**	**2**		
168400 Nuclear reactors, boilers, machinery and mechanical appliances; parts thereof	**288**	**2**		
168443 Printing machinery	288	2		
Ukraine	**33605750**	**277463**	**6340575**	**51924**
010000 Live Animals and Animal Products	**328417**	**2716**	**276459**	**2263**
010400 Dairy produce; bird's eggs; natural honey; Edible products of animal origin, not elsewhere specified or included.	**328417**	**2716**	**276459**	**2263**
010402 Milk & cream, containing sugar	315829	2611	276459	2263
010404 Whey, containing sugar /sweetening matter	12587	105		
020000 Vegetable Products	**31893711**	**263259**	**4686631**	**38387**
020700 Edible vegetable and certain roots and tubers	**702948**	**5860**	**181244**	**1483**
020713 Dried leguminous vegt.,shelled	702948	5860	181244	1483
021000 Cereals	**30901590**	**255012**	**4395226**	**36002**
021001 Wheat and meslin	30844907	254546	4368068	35779
021004 Oats	2022	17		

Import payments by countries /commodities Table-3.2 (Contd.)
(Four digit level HS code)

(First two digit section, second two digit chapter and last two digit indicate four digit level commodities)

(Amount in thousand)

HS Code - Countries/Commodities	2024 - 2025		2025 - 2026	
	Amount (BDT)	Amount (USD)	Amount (BDT)	Amount (USD)
021008 Buckwheat,millet & canary seeds	54661	449	27158	223
021200 Oil seeds and oleaginous fruits; miscellaneous grains; seeds and fruit; industrial or medicinal plants; straw and fodder	**289173**	**2387**	**110162**	**902**
021204 Linseed, whether or not broken	21891	182		
021205 Rape or colza seed,whether or not broken	264729	2184	103104	844
021206 Sunflower seeds,whether or not broken	2553	21		
021207 Other oil seed & oleagious fruits			7058	58
030000 Animal or vegetable fats and oils and their cleavage products; prepared edible fats; animal or vegetable waxes	**422006**	**3505**	**736709**	**6034**
031500 Animal or vegetable fats and oils and their cleavage products; prepared edible fats; animal or vegetable waxes	**422006**	**3505**	**736709**	**6034**
031512 Sunflower,safflower/cotton seed oil, not refined	422006	3505	736709	6034
040000 Prepared foodstuffs; Beverages, Spirits and vineger; Tobacco and manufactured tobacco substitues	**45030**	**376**	**49298**	**403**
041900 Preparations of cereals, flour, starch or milk; pastry cooks' products			**27323**	**223**
041901 Malt extract;			27323	223
042200 Beverages, spirits and vinegar	**20077**	**166**	**2512**	**20**
042208 Undenaturd ethyl alcohol vol. 0%	20077	166	2512	20
042300 Residues and waste from the food industries; Prepared animal fodder	**24953**	**210**	**19464**	**159**
042309 Preparations of a kind used in animal feeding	24953	210	19464	159
050000 Mineral Products			**789**	**6**
052500 Salt; sulphur; earths and stone; plastering materials, lime and cement			**789**	**6**
052508 Other clays;			322	3
052516 Granite, porphyry,basalt,sandstone etc.			467	4
060000 Products of the Chemical or Allied Industries	**134666**	**1121**	**15866**	**130**
062900 Organic chemicals	**129**	**1**		
062925 Carboxyimide imine-func. Comp.	129	1		
063000 Pharmaceutical products	**134529**	**1120**	**15231**	**124**
063002 Humn & animal blood	134529	1120	15231	124
063800 Miscellaneous chemical products	**7**	**0**	**634**	**5**
063821 Prepared culture media	1	0		
063822 Diagnostic or laboratory reagents	6	0	634	5
070000 Plastics & Rubber Articles Thereof	**7000**	**57**	**1362**	**11**
073900 Plastics and articles thereof	**7000**	**57**	**1357**	**11**
073909 Amino-resins, in primary forms			1357	11
073923 Artilces for the conveyance	6838	56		
073926 Other plastics & articles	163	1		
074000 Rubber and articles thereof			**5**	**0**
074008 Plates, sheets etc. of vulcan rubber			5	0
080000 Raw Hides and Skins, Leather and Articles Thereof; Saddlery and Harness; Travel Goods, Handbags nad Similar Containers; Articles of Animal Gut	**100691**	**844**	**786**	**6**
084100 Raw hides and skins and leather	**100691**	**844**	**786**	**6**

Import payments by countries /commodities Table-3.2 (Contd.)
(Four digit level HS code)

(First two digit section, second two digit chapter and last two digit indicate four digit level commodities)

(Amount in thousand)

HS Code - Countries/Commodities	2024 - 2025		2025 - 2026	
	Amount (BDT)	Amount (USD)	Amount (BDT)	Amount (USD)
084107 Leather further prepared aft tann,of bovine	100691	844	786	6
110000 Textiles & Textile Articles	**6010**	**50**	**23039**	**189**
115400 Man-made filaments	**1104**	**9**	**1300**	**11**
115401 Sewing thread of man-made filaments	1104	9	1300	11
115600 Wadding, felt and nonwovens; special yarns etc.			**2218**	**18**
115603 Nonwovens, coated,covered/laminated			2218	18
115800 Special woven fabrics; tufted text. Fabrics; lace; tapestries; trimmings; embroidery	**3489**	**29**	**768**	**6**
115804 Tulles & other net fabrics			14	0
115806 Narrow woven fabrics	3489	29	754	6
115900 Impregnated, coated, covered textile fabrics etc.	**1418**	**12**	**18754**	**154**
115903 Tex fabrics impregnated,coated etc			14610	120
115906 Rubberised text fabrics	1418	12	4144	34
120000 Footwear,Hradgear, Umbrellas, Sun Umbrellas, Walking Sticks, Seat-Sticks, Whips, Riding-Crops and Parts Thereof Etc	**1351**	**11**	**5215**	**43**
126400 Footwear, gaiters and the like; parts of such articles	**1351**	**11**	**5215**	**43**
126406 Parts of footwear	1351	11	5215	43
130000 Articles of Stone, Plaster, Cement, Asbestos, Mica or Similar Materials; Ceramic Products; Glass and Glassware			**18**	**0**
136800 Articles of stone, plaster, asbestos, mica etc.			**18**	**0**
136805 Natural/art abrasive powder/grain			18	0
150000 Base Metals & Articles of Base Metal	**82330**	**681**	**5056**	**41**
157300 Articles of Iron and Steel	**82305**	**681**	**2554**	**21**
157318 Screws,bolts,nuts, etc.			220	2
157326 Other articles of iron or steel	82305	681	2334	19
158300 Miscellaneous articles of base metal	**24**	**0**	**2503**	**21**
158308 Clasps, frames, hooks etc.	24	0	2503	21
160000 Machinery and mechanical appliances; electrical equipment; parts thereof; soundrecorders and reproducers, television image and soundrecorders and reproducers; and parts and accessories of such articles	**322879**	**2690**	**267137**	**2185**
168400 Nuclear reactors, boilers, machinery and mechanical appliances; parts thereof	**322879**	**2690**	**264153**	**2160**
168409 Parts spark-ignition pistn engin	65485	545	3806	31
168414 Air/vacum pumps, gas compressors & fans	8320	70	10171	83
168419 Machinery, plant/ lab equipments etc.			38999	318
168426 Ships' derricks; cranes etc.	202754	1697	16405	134
168436 Other agri, horti, poltry-kep machinery	1101	9		
168455 Metal rollng mills and rolls thereof	12707	104		
168479 Mechanical appl indivial func. n.i.e	26035	213	192283	1574
168480 Moulding boxes for metal foundry etc.	6477	53	2488	20
168482 Ball/ roller bearings			1	0

Import payments by countries /commodities Table-3.2 (Contd.)
(Four digit level HS code)

(First two digit section, second two digit chapter and last two digit indicate four digit level commodities)

(Amount in thousand)

HS Code - Countries/Commodities	2024 - 2025		2025 - 2026	
	Amount (BDT)	Amount (USD)	Amount (BDT)	Amount (USD)
168500 Electrical machinery and equipment and parts thereof; sound recorders and reproducers, television imageand sound recorders and reproducers and parts and accessories of such articles			**2984**	**24**
168515 Electric laser/photon beam , etc.			2848	23
168525 Transmission appart radio-tel, etc.			134	1
168536 Electrical apts for switching 1000 volts			3	0
170000 Vehicales, Aircraft, Vessels and Associated Transport Equipment	**258574**	**2127**	**241199**	**1973**
178600 Railway or tramway locomotives, rollingstock and parts thereof; railway or tramway track fixtures and fittings and parts thereof; mechanical (including electromechanical) trafficsignalling equipment of all kinds	**18178**	**149**	**4869**	**40**
178607 Parts of railway or tramway locomotives	18178	149	4869	40
178700 Vehicles other than railway or tramway rollingstock, and parts and accessories thereof	**96471**	**791**	**224641**	**1838**
178708 Parts,accessories, motor vehicles			18963	154
178710 Tank & other armoured vehi	96471	791	205678	1683
178800 Aircraft, spacecraft and parts thereof	**143925**	**1187**	**11690**	**96**
178802 Other aircraft, helicopters etc.	129844	1071		
178804 Parachutes,rotochutes & parts	1269	11		
178807 Parts of goods heading 88.01, 88.02 or 88.06	12813	106	11690	96
180000 Optical, Photographic, Cinematographic, Measuring, Checking, Precision, Medical Orsurgical Instruments and Apparatus; Clocks and Watches; Musical Instruments; Parts and Accessories Thereof	**3020**	**25**	**28201**	**230**
189000 Optical, photographic, cinematographic, measuring, checking, precision, medical orsurgical instruments and apparatus; parts and accessories thereof	**3020**	**25**	**28201**	**230**
189018 Instruments in medical,surgical, etc.			443	4
189022 Appratus based on x-ray,alpha, etc.	2688	22	683	6
189027 Instruments, physical, chemical analysis etc.			5814	47
189031 Measuring/checking instrument	332	3	21260	173
200000 Miscellaneous Manufactured Articles	**68**	**1**	**2809**	**23**
209600 Miscellaneous manufactured articles	**68**	**1**	**2809**	**23**
209603 Brooms, brushes, etc.			2809	23
209606 Buttons, press/snap-fasteners, etc	68	1		
United Arab Emirates (UAE)	**183969548**	**1521948**	**142129888**	**1161976**
010000 Live Animals and Animal Products	**285621**	**2363**	**222122**	**1818**
010100 Live animals	**1647**	**14**	**1694**	**14**
010106 Other live animals	1647	14	1694	14
010300 Fish and crustaceans, molluscs and other aquatic invertebrates	**132328**	**1099**	**75208**	**616**
010303 Fish frozen excld. fish fillet	131165	1090	75208	616
010304 Fish fillets & other fish meat, fresh/chl/fzn	251	2		
010305 Fish,dried,salted or in brine	732	6		
010307 Molluscs,live chil /fzn /dry etc.	180	2		

Import payments by countries /commodities Table-3.2 (Contd.)
(Four digit level HS code)

(First two digit section, second two digit chapter and last two digit indicate four digit level commodities)

(Amount in thousand)

HS Code - Countries/Commodities	2024 - 2025		2025 - 2026	
	Amount (BDT)	Amount (USD)	Amount (BDT)	Amount (USD)
010400 Dairy produce; bird's eggs; natural honey; Edible products of animal origin, not elsewhere specified or included.	**125290**	**1030**	**145220**	**1189**
010401 Milk & cream, not containing sugar	6173	51	4532	37
010402 Milk & cream, containing sugar	113242	931	124041	1016
010404 Whey, containing sugar /sweetening matter			11660	95
010405 Butter , dairy spreads			2506	21
010406 Cheese and curd	249	2	1744	14
010409 Natural honey	5627	46	736	6
010500 Products of animal origin, not elsewhere specified orincluded	**26356**	**220**		
010511 Animal products, nes	26356	220		
020000 Vegetable Products	**4945062**	**40672**	**6680369**	**54580**
020700 Edible vegetable and certain roots and tubers	**1241837**	**10237**	**316296**	**2578**
020702 Tomatoes, fresh or chilled	183	2		
020703 Onions, shallots, garlic,fresh or chilled	40	0		
020709 Other vegetables,fresh or chilled	196	2		
020713 Dried leguminous vegt.,shelled	1241418	10233	316296	2578
020800 Edible fruit nuts; peel of citrus fruit or melons	**3008798**	**24714**	**3799753**	**31063**
020802 Other nuts, fresh/dried	40230	329	227466	1861
020804 Dates figs pinapples etc., fresh/dried	2770053	22756	3421740	27971
020805 Citrus fruits, fresh or dried	122245	1003	6678	54
020806 Grapes, fresh or dried	62312	511	122744	1004
020808 Apples,pears & quinces, fresh	3518	29	5109	42
020809 Apricots, cherries, peachs, plums,fresh	1355	11	1441	12
020810 Other fruit ,fresh	2878	24	2367	19
020813 Fruit,dried other not coconut etc.	6206	52	12208	100
020900 Coffee, tea, mate and spices	**126268**	**1045**	**93196**	**762**
020901 Cofee, not roastd or roasted	3099	26	2391	20
020902 Tea	200	2		
020904 Pepper dried/crushed/ground	5262	44		
020906 Cinnamon & cinnamon tree flowers	3238	26	6475	53
020907 Cloves	26267	215	32654	266
020908 Nutmeg,mace and cardamoms	51660	428	32582	267
020909 Seeds of anise/badian/cumin etc.	33811	281	16879	138
020910 Ginger saffron,turmric & other spices	2732	23	2215	18
021000 Cereals	**122239**	**1030**	**1886557**	**15389**
021001 Wheat and meslin	122239	1030	1885233	15378
021008 Buckwheat,millet & canary seeds			1324	11
021100 Products of the milling industry; Malt; Starces; Inulin; Eheat gluten	**5578**	**46**	**430**	**4**
021102 Cereal flours other than wheat/meslin	422	4	39	0
021104 Cereal grains otherwise worked	5156	42	391	3
021200 Oil seeds and oleaginous fruits; miscellaneous grains; seeds and fruit; industrial or medicinal plants; straw and fodder	**440341**	**3601**	**584081**	**4783**
021205 Rape or colza seed,whether or not broken	261802	2139		

Import payments by countries /commodities Table-3.2 (Contd.)
(Four digit level HS code)

(First two digit section, second two digit chapter and last two digit indicate four digit level commodities)

(Amount in thousand)

HS Code - Countries/Commodities	2024 - 2025		2025 - 2026	
	Amount (BDT)	Amount (USD)	Amount (BDT)	Amount (USD)
021207 Other oil seed & oleagious fruits	175264	1434	578064	4734
021209 Seed,fruit & spores for sowing	356	3		
021211 Plants & parts of plants for perfum/pharmacy	2919	25	6017	49
021300 Lac; Gums, Resins and other vegetable saps and extracts			**57**	**0**
021301 Lac; natural gum, gum-resin etc.			57	0
030000 Animal or vegetable fats and oils and their cleavage products; prepared edible fats; animal or vegetable waxes	**70349**	**583**	**144943**	**1185**
031500 Animal or vegetable fats and oils and their cleavage products; prepared edible fats; animal or vegetable waxes	**70349**	**583**	**144943**	**1185**
031509 Olive oils & its fractons, not refined	7694	63	7549	62
031511 Palm oils & its fractons, not refined			84427	690
031512 Sunflower,safflower/cotton seed oil, not refined	11143	92	5439	44
031514 Rape,colza/mustard oil, not refined	6350	53	10552	86
031515 Other fixed vegetable fats & oils, not refined	49	0	31	0
031516 Animal/vegetable fats & oils, not refined			3167	26
031517 Margarine & other oils	45114	375	33778	276
040000 Prepared foodstuffs; Beverages, Spirits and vineger; Tobacco and manufactured tobacco substitues	**3453852**	**28528**	**1290873**	**10544**
041600 Preparations of meat, of fish or of crustaceans, molluscs or other aquatic invertebrates	**3236**	**27**	**10140**	**83**
041602 Other prepared meat/meat offal or blood	3236	27	10140	83
041700 Sugars and sugar confectionery	**429164**	**3525**	**3387**	**28**
041701 Cane or beet sugar,in solid form	408505	3356	1790	15
041702 Other sugar incl. lactos glucos	4125	34	1596	13
041703 Molasses from extr/refining sugr	15379	126		
041704 Sugar confctionry, not containing cocoa	1154	9		
041800 Cocoa and cocoa preparations	**3357**	**28**	**3214**	**26**
041805 Cocoa powder,not add sugr/sweet			2387	19
041806 Chocolate/food prep. Contain. Cocoa	3357	28	827	7
041900 Preparations of cereals, flour, starch or milk; pastry cooks' products	**78576**	**651**	**118312**	**968**
041901 Malt extract;	12838	106	43038	352
041902 Pasta whether or not cooked	37487	310	42669	349
041904 Prepared foods obtained,cereal products,	4835	40	6059	50
041905 Bread,pastry,cakes,biscuits etc.	23416	195	26546	218
042000 Preparations of vegetables, fruit, nuts or other parts of plants	**6533**	**54**	**4782**	**39**
042002 Tomatoes prep/presrv n/vinegar	420	3	560	5
042005 Other Veg. prep/presrv., not frozen	1840	15	824	7
042007 Jams,fruit jellies etc.			389	3
042008 Fruit & nuts etc.,	4274	35	2925	24
042009 Frut & vegetable juices			83	1
042100 Miscellaneous edible preparations	**80725**	**669**	**74413**	**608**
042101 Extracts,essences of coffee,tea etc.	2182	18	1534	13

Import payments by countries /commodities Table-3.2 (Contd.)
(Four digit level HS code)

(First two digit section, second two digit chapter and last two digit indicate four digit level commodities)

(Amount in thousand)

HS Code - Countries/Commodities	2024 - 2025		2025 - 2026	
	Amount (BDT)	Amount (USD)	Amount (BDT)	Amount (USD)
042102 Yeast; baking powder	225	2	237	2
042103 Sauces and preparations thereof	57541	477	30006	246
042104 Soups & broths preparations thereof	480	4		
042106 Food preparations n.e.s	20298	168	42637	348
042200 Beverages, spirits and vinegar	**3897**	**32**	**3385**	**28**
042201 Mineral & aerated waters,not add. Sug.	71	1	199	2
042202 Mineral & areated waters add. Sug	541	4	51	0
042204 Wine of fresh grapes	416	3		
042207 Undenaturd ethyl alcohol vol. 80%+	2410	20		
042208 Undenaturd ethyl alcohol vol. 0%	108	1	3134	26
042209 Vinegar& subst from acitic acid	353	3		
042300 Residues and waste from the food industries; Prepared animal fodder	**2835657**	**23438**	**1029653**	**8408**
042302 Bran sharps and othere residues	482791	3975	700753	5724
042303 Residues of strach manufacture	18233	148	16341	134
042304 Oil-cake & other , soya-bean oil	195810	1605	200010	1630
042306 Oilcake ,not soya-bean / ground-nut oil	12718	106		
042309 Preparations of a kind used in animal feeding	2126105	17605	112548	920
042400 Tobacco and manufactured tobacco substitutes	**12706**	**105**	**43588**	**356**
042402 Cigars cheroot cigarillos of tobacco	12706	105	43588	356
050000 Mineral Products	**137384809**	**1136376**	**104357811**	**853015**
052500 Salt; sulphur; earths and stone; plastering materials, lime and cement	**10848571**	**89762**	**9428494**	**77128**
052501 Salt and pure sodium chloride	305	3		
052503 Sulphur of all kinds	5600	47	32211	264
052505 Natural sand of all kinds	333	3	66	1
052507 Kaolin and other kaolinic clays, whether or not calcined			9028	74
052507 Kaolin and other kaolinic clays;	18814	155	2555	21
052508 Other clays;	1870	15		
052513 Pumice stone, emery etc.			9449	77
052515 Marble,travertine, ecaussine stone etc.	10292	85	24543	201
052517 Pebble, gravel, broken or crushd stone	9327667	77093	8343659	68260
052518 Dolomite all kind	2133	17	3710	30
052520 Gypsum;anhydrite plasters	11330	94	4760	39
052521 Limestone flux	103415	877		
052522 Quicklime, slaked lime, hydralic lime	64403	534	39202	321
052523 Portland cement	1213945	10102	806720	6595
052524 Asbestos	88465	737	124629	1019
052529 Feldspar,fluorspar, leucite; etc.			27964	228
052600 Ores, slag and ash			**79151**	**647**
052607 Lead ores and concentrates			555	5
052613 Molybdenum ores and concentrates			5892	48
052618 Granulated slag from mfg. iron/steel			72705	595

Import payments by countries /commodities Table-3.2 (Contd.)
(Four digit level HS code)

(First two digit section, second two digit chapter and last two digit indicate four digit level commodities)

(Amount in thousand)

HS Code - Countries/Commodities	2024 - 2025		2025 - 2026	
	Amount (BDT)	Amount (USD)	Amount (BDT)	Amount (USD)
052700 Mineral fuels, mineral oilsand products of their distillation bituminous substances; mineral waxes	**126536238**	**1046614**	**94850166**	**775240**
052701 Coal;briquettes ovoid etc.	2294	19	410835	3367
052707 Oils & other products of coal tar	129530	1072	118909	974
052709 Petroleum oils, crude	43547331	360323	44117549	360914
052710 Petroleum oils and oils obtained from bituminous minerals,other than crude; preparations not elsewherespecified or included,containing by weight 70% or more of petroleum oils or of oils obtained from bituminous minerals,these oils being the basic constituents of the preparation;waste oils	838252	6940	507151	4153
052710 Petroleum oils, refined	3700574	30585	14652050	119666
052711 Petroleum gases & other gaseous hydrocarbons	74750133	618146	30907651	252304
052712 Petroleum jely;paraffin wax,etc	29049	242	27547	226
052713 Petro coke,bitumen etc.	3539074	29286	4108472	33636
060000 Products of the Chemical or Allied Industries	**10326072**	**85586**	**6372811**	**52212**
062800 Inorganic chemicals; organic or inorganic compounds of precious metals, of rare-earth metals, of radioactive elements or of isotopes	**155667**	**1294**	**25956**	**212**
062803 Carbon	10651	89		
062804 Hydrogen, rare gases etc.	9430	78	3448	28
062821 Iron oxide & hydroxide	211	2		
062825 Hydrazine/hydroxylamine & salt etc.	9875	81	4043	33
062833 Sulphate alums, peroxosulphate			3382	28
062835 Phosphinates, phosphonates	183	1		
062836 Carbonates; peroxocarbonates	125083	1041	650	5
062839 Silicates, commercial alkali metal silicates	234	2		
062840 Borates; peroxoborates			9349	77
062844 Radioactive chemical elements/isotops			1306	11
062845 Heavy water& other(Isotopes other than 28.44)			2644	22
062847 Hydrogen peroxide not solidified urea			1134	9
062900 Organic chemicals	**180639**	**1502**	**216568**	**1773**
062903 Halogenated derivative of hydrocarbons	6448	54	143	1
062905 Acyclic alcohol/halogn sulpho,etc	29665	249	61863	506
062909 Ether,ether alcohols, etc.	6391	53	51310	420
062912 Aldehydes	28962	241	8902	73
062915 Saturated acyclice,monocarboxilic acid etc.			269	2
062923 Qaternary ammonium salts etc.	2411	20		
062929 Compound w/ other nitrogen func.			141	1
062937 Hormones, prostaglandins etc.	106761	886	93940	770
063000 Pharmaceutical products	**4476**	**37**	**1029**	**8**
063002 Humn & animal blood	2892	24	1029	8
063004 Medicament consist. mixed/unmixed,for therapeutic use	444	4		
063006 Pharmaceutical goods	1140	9		
063100 Fertilisers	**8038143**	**66638**	**4540467**	**37212**

Import payments by countries /commodities Table-3.2 (Contd.)
(Four digit level HS code)

(First two digit section, second two digit chapter and last two digit indicate four digit level commodities)

(Amount in thousand)

HS Code - Countries/Commodities	2024 - 2025		2025 - 2026	
	Amount (BDT)	Amount (USD)	Amount (BDT)	Amount (USD)
063102 Mineral or chemical fertilisers, nitrogenous	8038143	66638	4540467	37212
063200 Tanning or dyeing extracts; Tannins and their derivatives; Dyes, pigments and other colouring matter; Paints and varnishes; Putty and other mastics; Inks	**512559**	**4247**	**431226**	**3528**
063204 Synthetic organic colouring matter	13625	114	23772	195
063205 Colour lakes	708	6	687	6
063206 Other Colouring matter;	311064	2575	330907	2707
063207 Prepared pigments, opacifiers etc.	3822	32	8881	73
063208 Paints and varnishes;	26862	225	14679	120
063209 Other paints and varnishes ;	17861	149	4031	33
063210 Other paint and varnishes use for finishing leather	33160	271		
063211 Prepared driers	20521	170	8056	66
063212 Pigments dispersed in non-aqueous	9667	81		
063213 Artist student or signbord painters'	7376	61	7189	59
063214 Glaziers putty,grafting putty etc.	66145	548	31162	255
063215 Printing ink, writing draw/other ink	1750	15	1862	15
063300 Essential oils & resinoids; Perfum, cosmetic or toilet preperations	**262923**	**2175**	**199983**	**1637**
063301 Essential oils	178	1	270	2
063302 Mix of odoriferous substancees	11573	96	13918	114
063303 Perfumes and toilet waters	41921	348	32522	266
063304 Beauty/make-up/skin preparatin	27109	225	10075	82
063305 Preparations for use on the hair	24421	200	28029	230
063306 Preparations for oral/dental hygiene	9293	76	2576	21
063307 Pre-shave,shaving/after-shave	148428	1229	112592	922
063400 Soap, organic surf-active agents, lubricating etc.	**252710**	**2084**	**217545**	**1781**
063401 Soap;organic surfac-active prodts & preparations	11486	95	11131	91
063402 Organic surfac-active agents	133560	1105	112073	918
063403 Lubricat preparations etc.	106107	872	94341	772
063405 Polish and cream for footwear, furniture etc.	1556	13		
063500 Albuminoidal substances; modified starches, glues, enzymes	**198880**	**1642**	**209581**	**1714**
063505 Dextrins & other modified starches	9087	75	8597	70
063506 Prepared glues & other prep. adhesives	14096	116	10120	83
063507 Enzymes; prepared enzymes n.e.s	175696	1451	190864	1561
063700 Photographic or cinematographic goods	**8302**	**68**	**10918**	**89**
063706 Cinematographic flim	8302	68	10918	89
063800 Miscellaneous chemical products	**711774**	**5898**	**519539**	**4255**
063801 Artificial graphite, colloidal etc.	291484	2426	107081	879
063808 Insecticides, rodenticides etc.	7407	62		
063809 Finishing agents,dye carriers etc.	132594	1091	208053	1703
063811 Anti-knock prep, oxidation inhibitors etc.	86900	718	42618	349
063812 Prepared rubber accelerators;compounds plasticisersfor rubber or plastics,notelsewhere specified or included;antioxidising preparations and other compound stabilisers for rubber or plastics	641	5	6388	52

Import payments by countries /commodities Table-3.2 (Contd.)
(Four digit level HS code)

(First two digit section, second two digit chapter and last two digit indicate four digit level commodities)

(Amount in thousand)

HS Code - Countries/Commodities	2024 - 2025		2025 - 2026	
	Amount (BDT)	Amount (USD)	Amount (BDT)	Amount (USD)
063813 Prep & charges fire-extinguisher	1978	17	638	5
063814 Organic composites solvents & thinners	6953	57	467	4
063816 Refractory cements, mortars etc.			149	1
063817 Mixed alkylbenzenes and mixed alkylnaphthalenes,other than those of heading 27.07 or 29.02			53420	437
063819 Hydraulic brake fluids	72415	603	35925	294
063820 Anti-freezing preparations	66521	544	41244	337
063821 Prepared culture media	913	7		
063822 Diagnostic or laboratory reagents	55	0	193	2
063823 Industrial monocarboxylic fatty acids;	3314	28	655	5
063824 Prepared binders for foundry moulds;	40597	340	22707	186
070000 Plastics & Rubber Articles Thereof	**15434493**	**127790**	**12785725**	**104598**
073900 Plastics and articles thereof	**15387758**	**127403**	**12625312**	**103285**
073901 Polymers of ethylene, in primary forms	3302294	27343	2453900	20081
073902 Polymers/ propylen/olefin in primary forms	11676586	96673	9865719	80705
073903 Polymers of styrenein in primary forms	126244	1045	57192	468
073904 Polymers of vinyl chloride etc. in primary	22345	186	13375	109
073905 Polymers of vinyl acetate/ester in primary	1292	11	3867	32
073906 Acrylic polymers in primry forms	62779	521	61340	502
073907 Polyacetals in primary forms	24101	201	12474	102
073910 Silicons in primary forms	271	2	2987	25
073912 Cellulose & chemical dertives in primary	7141	61	7962	65
073915 Waste,parings & scrap or plastic			4247	35
073917 Tube, pipe & hoses etc of plastics	72	1		
073919 Self-adhesive, plates, sheets etc of plastics	2587	21	9351	76
073920 Other plates,sheets,etc of plastic, non-cellular	145337	1203	114081	933
073921 Other Plates, sheets etc. of plastics	6277	51	673	6
073922 Baths,shower-baths, wash-basin etc.	5400	44	1091	9
073923 Artilces for the conveyance	852	7	3390	28
073924 Tableware, kitchenware, of plastics	157	1	234	2
073926 Other plastics & articles	349	3	9490	77
073926 other articles of plastics and articles of other materials of heading Nos. 39.01 to 39.14	3674	30	3939	32
074000 Rubber and articles thereof	**46735**	**388**	**160414**	**1312**
074002 Synthetic rub/factice deriv from oil	20641	172	73780	604
074005 Compound rubber, in primry form			165	1
074009 Tubes pipes & hoses etc.	4849	40	24114	198
074010 Conveyor/transmisions belts of rub	535	4	52	0
074011 New pneumatic tyres, of rubber	2181	18	18922	154
074014 Hygienic/pharmaceutical articles of rub			4878	40
074016 Other articles of vulcanised rubber	18528	153	38502	315
080000 Raw Hides and Skins, Leather and Articles Thereof; Saddlery and Harness; Travel Goods, Handbags nad Similar Containers; Articles of Animal Gut	**221**	**2**	**43**	**0**

Import payments by countries /commodities Table-3.2 (Contd.)
(Four digit level HS code)

(First two digit section, second two digit chapter and last two digit indicate four digit level commodities)

(Amount in thousand)

HS Code - Countries/Commodities	2024 - 2025		2025 - 2026	
	Amount (BDT)	Amount (USD)	Amount (BDT)	Amount (USD)
084200 Articles of leather; saddlery and harness, travel goods, handbags and similar containers; articles of animal gut	**221**	**2**	**43**	**0**
084202 Trunks, suit-case, vanity-case etc.	221	2	43	0
090000 Wood and Articles of Wood; Wood Charcoal; Cork and Articles of Cork; Manufactures of Straw, of Esparto or Other Plaiting Materials; Basketware & Wickerwork	**28515**	**238**	**21538**	**176**
094400 Wood and articles of wood; wood charcoal	**28515**	**238**	**21538**	**176**
094402 Wood charcoal			37	0
094403 Wood in the rough	28507	238	21501	176
094411 Fibreboard of wood	8	0		
100000 Pulp of wood or of other fibrous cellulosic material; recovered (waste and scrap) paper or paperboard; paper and paperboard and articles thereof	**260468**	**2148**	**180115**	**1472**
104700 Pulp of wood or of other fibrous cellulosic meterial; Recovered (Waste and scrap) paper or paperboard	**137381**	**1128**	**89931**	**734**
104703 Chemical wood pulp, soda/sulphate	1225	10	22524	184
104707 Recovered paper/paperboard	136156	1118	67407	551
104800 Paper and paperboard; articles of paper pulp, of paper or of paperboard	**85069**	**708**	**90184**	**737**
104803 Toilet or facial tissue stock, towel/napkin etc.			15	0
104804 Uncoated craft paper & paperboard			30710	251
104805 Other uncoated paper/paprboard	38563	323	387	3
104810 Paper and paperboard,coated	11208	93	15788	129
104811 Paper, paperboard, cellulose wadding etc.	6721	55	14161	116
104818 Toilet paper & similar paper etc.			29	0
104820 Registers, a/c books,note books, etc			2480	20
104821 Paper/board labels of all kind	316	3	1	0
104821 Paper/board labels of all kind Whether or nor printed	1614	14		
104822 Bobbins, spools, cops etc. of paper/ pulp	26266	217	26613	218
104823 Other paper/board cellulose wadding etc.	381	3		
104900 Printed books, newspapers, pictures etc.	**38018**	**312**		
104907 Unused postage,revenue stamps etc	558	5		
104910 Calendars of any kind, printed	16	0		
104911 Other printed mattrer	37444	307		
110000 Textiles & Textile Articles	**842922**	**6975**	**363929**	**2976**
115200 Cotton	**385063**	**3198**	**186406**	**1525**
115201 Cotton not carded or combed	379677	3153		
115203 Cotton carded or combed			25322	208
115205 Cotton yarn , cont 85%+ weg cotton			35769	292
115208 Woven fabrics of cotton ,>= weg 85%+ , 200g/m.sq.	1730	14	14963	122
115209 Woven fabrics of cotton ,>= weg 85%+ , > 200g/m.sq.	3656	31	107068	876
115210 Woven fabrics of cotton ,> weg 85%+ , 200g/m.sq.			2193	18

Import payments by countries /commodities Table-3.2 (Contd.)
(Four digit level HS code)

(First two digit section, second two digit chapter and last two digit indicate four digit level commodities)

(Amount in thousand)

HS Code - Countries/Commodities	2024 - 2025		2025 - 2026	
	Amount (BDT)	Amount (USD)	Amount (BDT)	Amount (USD)
115211 Woven fabrics of cotton ,> weg 85%+ , > 200g/m.sq.			1091	9
115400 Man-made filaments	**35213**	**292**	**17722**	**145**
115402 Synthetic filament yarn	8280	69	70	1
115407 Woven fabrics of synthetic filament yrn	24675	204	13143	107
115408 Woven fabrics of art fila yrn	2258	19	4509	37
115500 Man-made staple fibres	**5340**	**45**	**27409**	**224**
115502 Artificial filament tow			6380	52
115503 Synthetic stable fibres, not carded, combed	3108	26	6616	54
115516 Woven fabrics artificial staple fibres	2232	19	14414	117
115600 Wadding, felt and nonwovens; special yarns etc.	**323343**	**2663**	**36794**	**301**
115601 Wadding text mterials fibre & articles	323343	2663	36785	301
115602 Felt, coated,covered/laminated			0	0
115607 Twine, cordage, cbles etc.			9	0
115700 Carpets and other textile floor coverings	**32942**	**273**	**20644**	**169**
115702 Carpets & other text floor coverings ,woven	126	1	670	5
115703 Carpets & other text floor coverings ,tuffed	32412	268	19974	163
115705 Other carpets & other text floor coverings	404	3		
115800 Special woven fabrics; tufted text. Fabrics; lace; tapestries; trimmings; embroidery	**16363**	**136**	**23954**	**196**
115801 Woven pile & chenille fabrics			10431	85
115804 Tulles & other net fabrics	3887	33		
115807 Labeles, badges & similar articles text	9279	76	11609	95
115810 Embroidery in the piece, in strips	3197	27	1914	16
115900 Impregnated, coated, covered textile fabrics etc.	**24115**	**199**	**20006**	**164**
115902 Tyre cord fabrics	17921	148		
115903 Tex fabrics impregnated,coated etc			13874	113
115909 Text hosepiping & similr tex tubing	6018	50	6132	50
115911 Text products & artcles	175	1		
116000 Knitted or crocheted fabrics			**5268**	**43**
116001 Pile fabrics			5268	43
116100 Articles of apparel & cloth accessories, knitted/crocheted	**1789**	**15**	**27**	**0**
116109 T-shirt singlets & other vests	1203	10		
116110 Jerseys, pullovers,cardigans etc.	12	0		
116111 Babies garment & cloth accessories	574	5	27	0
116200 Articles of apparel & cloth accessories, not knitted/crocheted	**3613**	**30**	**13064**	**107**
116202 Women/girls over-cat,car-coat etc	77	1	23	0
116203 Men/boys suits, jakets etc	161	1	95	1
116209 Babies garments & clothing acesories	2294	19	458	4
116210 Garment, made up of fabrics			11781	97
116211 Track suits,ski-suits, swimwear etc			75	1
116212 Brassieres, girdels, corsets etc	711	6	631	5
116215 Ties, bow ties and cravats	369	3		
116300 Other made up textile articles; sets; worn clothing and worn textile articles; rags	**15141**	**125**	**12634**	**103**

Import payments by countries /commodities Table-3.2 (Contd.)
(Four digit level HS code)

(First two digit section, second two digit chapter and last two digit indicate four digit level commodities)

(Amount in thousand)

HS Code - Countries/Commodities	2024 - 2025		2025 - 2026	
	Amount (BDT)	Amount (USD)	Amount (BDT)	Amount (USD)
116302 Bed, table, toilet & kitchen linen	75	1		
116303 Curtans & interior blinds etc	15067	125	10948	90
116309 Worm clothing & other worm artcles			1686	14
120000 Footwear,Hradgear, Umbrellas, Sun Umbrellas, Walking Sticks, Seat-Sticks, Whips, Riding-Crops and Parts Thereof Etc	**727**	**6**	**7830**	**64**
126400 Footwear, gaiters and the like; parts of such articles			**29**	**0**
126405 Other footwear			26	0
126406 Parts of footwear			4	0
126500 Headgear and parts thereof	**708**	**6**	**7800**	**64**
126506 Other headgear, not lined	708	6	7769	64
126507 Head-bands, linings, covers etc			31	0
126600 Umbrellas, sun umbrellas, walking-sticks, seat-sticks, whips, riding-crops and parts thereof	**4**	**0**		
126601 Umbrella and sun umbrellas, etc	4	0		
126700 Prepared feathers and down and articles made of feathers; artificila flowers; articles of human hair	**15**	**0**		
126702 Artificial flowers folige etc.	15	0		
130000 Articles of Stone, Plaster, Cement, Asbestos, Mica or Similar Materials; Ceramic Products; Glass and Glassware	**89310**	**740**	**147773**	**1209**
136800 Articles of stone, plaster, asbestos, mica etc.	**20305**	**167**	**35251**	**288**
136802 Worked monumental buildg stone etc.	41	0		
136803 Worked slate & articlese of slate			37	0
136806 Slag wool, rock wool etc.	11132	91	20406	167
136807 Articles asphalt/smilr materials	4056	34	988	8
136808 Panels, boards, tiles, blocks etc.	2319	19	2556	21
136812 Fabricated asbestos fibres	212	2		
136813 Friction material & articles	2091	17	11264	92
136815 Articles of stone/other mineral lsubs	454	4		
136900 Ceramic products	**5408**	**45**	**3200**	**26**
136902 Refractory bricks, blocks, tiles etc.			1956	16
136907 Unglazed ceramic flags, wall tiles etc.	3540	29	1244	10
136910 Ceramic sinks, wash basins etc.	515	4		
136911 Tableware, kitchenware, etc., of porcelain/china	96	1		
136912 Tableware, etc., not porcelain/china	78	1		
136914 Other ceramic articles	1179	10		
137000 Glass and glassware	**63597**	**527**	**109323**	**895**
137001 Cullet & other waste & scrap of glass etc.	10090	83		
137005 Float glass, polished glass, etc.	11	0		
137006 Glass bent, edge-worked, etc.	3982	33	89	1
137007 Safety glass, laminated glass, etc.	3631	30	495	4
137008 Mltiple-walled insulating units of glass	1913	16		
137009 Glass mirrors, rear-view mirrors	578	5	2360	19
137010 Carboys, bottles, flasks, jar etc.	6427	53	28576	234

Import payments by countries /commodities Table-3.2 (Contd.)
(Four digit level HS code)

(First two digit section, second two digit chapter and last two digit indicate four digit level commodities)

(Amount in thousand)

HS Code - Countries/Commodities	2024 - 2025		2025 - 2026	
	Amount (BDT)	Amount (USD)	Amount (BDT)	Amount (USD)
137011 Glass envelopes, open & glass parts etc.			18	0
137013 Glassware of table, kitchn, toilt etc.	86	1		
137018 Glass beads imitation pearls etc.			93	1
137019 Glass fibres & articles;	36870	307	77692	636
137020 Other articles of glass	8	0		
140000 Natural or Cultured Pearls, Precious or Semiprecious Stones, Precious Metals, Metals Clad with Precious Metal and Articles Thereof; Imitation Jewellery; Coin	**215448**	**1787**	**76622**	**629**
147100 Natural or Cultured Pearls, Precious or Semiprecious Stones, Precious Metals, Metals Clad with Precious Metal and Articles Thereof; Imitation Jewellery; Coin	**215448**	**1787**	**76622**	**629**
147108 Gold unwrught, in powder form	215370	1786	76590	629
147117 Imitation jewellery	78	1	32	0
150000 Base Metals & Articles of Base Metal	**8222040**	**68198**	**5270225**	**43117**
157200 Iron and Steel	**3412868**	**28290**	**1283218**	**10495**
157204 Ferrous waste & scrap	3300278	27356	1217516	9957
157208 Flat-rolled prodt, >= width 600 mm, hot-rolled	11804	98	30642	251
157209 Flat-rolled prodt, >= width 600 mm, cold-rolled			6319	52
157210 Flat-rolled prodt, >= width 600 mm, clad,plated	96821	804	28134	230
157212 Flat-rolled prodt, width 600 mm, clad,plated	1094	9		
157217 Wire of iron or non-aloy steel	1307	11		
157220 Flat-rolled prodt of stainless steel width 600mm			301	2
157222 Other bars & rods, of stainless steel			231	2
157223 Wire of stainless steel			75	1
157225 Flat-rolled prodt, of other alloy steel >= width 600mm	1564	13		
157300 Articles of Iron and Steel	**932426**	**7704**	**908233**	**7428**
157303 Tubes, pipes etc. of cast iron			136103	1110
157304 Tubes, pipes etc. other than cast iron	24398	200	138144	1127
157306 Other tubes, pipes & hollow profiles	8235	68	3840	32
157307 Tubes/ pipes fittings of iron / steel	4252	35	35212	288
157308 Structures & parts of structures	472452	3900	296528	2427
157309 Reservoirs, tanks, vats etc.	515	4	1484	12
157310 Tanks, casks, drums etc.	1127	9	5152	42
157311 Containers for compressed	345178	2858	140766	1155
157314 Wire,expanded metal of iron / steel	37	0		
157315 Chain and parts, of iron/steel	20223	166	103126	843
157318 Screws,bolts,nuts, etc.	7620	63	2279	19
157320 Springs &leaves for springs	6739	56	1263	10
157321 Stoves, ranges,cookers etc.	26	0	16	0
157323 Table,kitchen articlese,of iron	1710	14	34	0
157324 Sanitary ware & parts, of iron/ steel	1436	12	37	0
157325 Other cast articles,of iron or stl			441	4
157326 Other articles of iron or steel	38479	318	43810	359

Import payments by countries /commodities Table-3.2 (Contd.)
(Four digit level HS code)

(First two digit section, second two digit chapter and last two digit indicate four digit level commodities)

(Amount in thousand)

HS Code - Countries/Commodities	2024 - 2025		2025 - 2026	
	Amount (BDT)	Amount (USD)	Amount (BDT)	Amount (USD)
157400 Copper and Articles Thereof	**3253887**	**27064**	**2467151**	**20188**
157404 Copper waste and scrap	135765	1127		
157408 Copper wire	3116629	25925	2465303	20172
157410 Copper foil, backed/not backed	44	0		
157411 Copper tubes and pipes			1391	11
157415 Nails, tacks, drawing pins, of copper etc.			205	2
157418 Table, kitchen articlese, of copper	1449	12		
157419 Other articles of copper			252	2
157600 Aluminium and Articles Thereof	**297917**	**2459**	**508196**	**4161**
157601 Unwrought aluminium	230717	1910	390283	3194
157604 Aluminium bars, rods & profiles	886	7	383	3
157605 Aluminium wire	50189	410	109385	898
157606 Aluminium plates, sheets, strip			7694	63
157607 Aluminium foil, backed/not backed	9915	81		
157610 Aluminium structures & parts	5586	46	449	4
157616 Other aluminium articles	624	5		
157800 Lead and articles thereof	**258712**	**2130**	**49310**	**405**
157801 Unwrought lead	250006	2057	49310	405
157802 Lead waste and scrap	8707	73		
157900 Zinc and articles thereof	**37791**	**315**	**43271**	**353**
157901 Unwrought zinc	37791	315	43271	353
158200 Tools, implements, cutlery, spoons and forks, of base metal; parts thereof of base metal	**2513**	**21**	**1508**	**12**
158202 Hands saws, blades saws etc.	40	0		
158203 Files, rasps, pliers, etc.	1929	16	1179	10
158205 Hand tools n.i.e			29	0
158207 Interchangeable tools, for hand tools	96	1		
158209 Plates, sticks, tips, like tools	296	2		
158212 Razors and razor blades			279	2
158214 Other articles of cutlery			20	0
158215 Spoons, forks, ladles, skimmers etc.	152	1		
158300 Miscellaneous articles of base metal	**25927**	**215**	**9338**	**76**
158301 Padlocks & locks, of base metal	6060	50	1310	11
158302 Base metal mountings,fittings & articles etc.	19767	164	4984	41
158303 Armoured safes, strong boxes, doors etc.	3	0	17	0
158305 Fittings for loose-leaf binders, letter clips etc.			2754	22
158307 Flexible tubing of base metal	93	1	5	0
158308 Clasps, frames, hooks etc.			131	1
158309 Stoppers, caps & lids of base metal			128	1
158310 Sign-plates, name-plates, address-plate etc.	3	0	10	0
160000 Machinery and mechanical appliances; electrical equipment; parts thereof; soundrecorders and reproducers, television image and soundrecorders and reproducers; and parts and accessories of such articles	**2076239**	**17211**	**3530856**	**28851**
168400 Nuclear reactors, boilers, machinery and mechanical appliances; parts thereof	**1686398**	**13976**	**2946937**	**24079**

Import payments by countries /commodities Table-3.2 (Contd.)
(Four digit level HS code)

(First two digit section, second two digit chapter and last two digit indicate four digit level commodities)

(Amount in thousand)

HS Code - Countries/Commodities	2024 - 2025		2025 - 2026	
	Amount (BDT)	Amount (USD)	Amount (BDT)	Amount (USD)
168404 Auxiliary plant for use with boilers			54	0
168405 Producer gas/water gas generators	2321	19	149	1
168407 Spark-ignition/rot piston engines	4008	33	450	4
168408 Compression-ignition piston engin			21276	175
168409 Parts spark-ignition pistn engin	19107	158	199762	1629
168411 Turbo-jet turbo-propellers etc.	7200	60		
168412 Other engines and motors	1037	9	402	3
168413 Pumps for liquids	598334	4955	520798	4261
168414 Air/vacum pumps, gas compressors & fans	64106	531	24141	197
168415 Air conditioning machines	7158	60	43517	356
168418 Refrigerators,freezers & othr	404	3		
168419 Machinery, plant/ lab equipments etc.	4248	35	3123	25
168420 Calendering/other roling machines			365	3
168421 Centrifuges, filtering machinery rtc.	24725	205	8892	73
168422 Dish washing machines, etc.	38500	325	155800	1277
168423 Weighing machinery, etc.	1125	9	528	4
168424 Mechanical appliances & the like	375432	3130	255627	2094
168425 Pulley tackle & hoists etc.	139989	1156		
168426 Ships' derricks; cranes etc.	166320	1364		
168427 Fork-lift truks;	5931	49	7	0
168428 Other Lifting, handling, etc.machinery			7226	59
168431 Parts suitable of machinery	1413	12	1202854	9809
168432 Agricultural, horticultural machinery	28572	234	4654	38
168438 Machinery n.i.e	922	8		
168441 Other machinery making pulp/paper/board	853	7		
168443 Printing machinery			13278	109
168444 Machine extruding, drawing etc.			2151	18
168445 Machine preparing txtile fibres	3538	30	31890	262
168448 Auxiliary mach for extrd, drw mch etc.	1067	9	10154	83
168450 Household/laundry-type washing mach	34	0	416	3
168451 Machinery for washing, cleaning etc.	1444	12	11054	90
168452 Sewing machines, n/book sewng mach	282	2		
168455 Metal rollng mills and rolls thereof	105	1		
168462 Machine-tools forging, hammering etc.	98	1		
168465 Machine-tools working stapling, wood, etc.			2894	24
168466 Parts & accessories for machine-tools	437	4		
168471 Automatic data processing machines etc.	19300	160	61867	506
168472 Other office machines	58	0	21	0
168473 Parts & accessories of office machineries	431	4	1728	14
168477 Machinery for working rubber/plastics			5421	44
168479 Mechanical appl indivial func. n.i.e	1267	11	80473	656
168480 Moulding boxes for metal foundry etc.	11460	96	17960	147
168481 Taps, cocks, valves & similar etc.	145544	1206	210781	1727
168482 Ball/ roller bearings	1784	15	11983	98
168483 Transmission shafts, crank, bearing etc.	4232	35	17551	144

Import payments by countries /commodities Table-3.2 (Contd.)
(Four digit level HS code)

(First two digit section, second two digit chapter and last two digit indicate four digit level commodities)

(Amount in thousand)

HS Code - Countries/Commodities	2024 - 2025		2025 - 2026	
	Amount (BDT)	Amount (USD)	Amount (BDT)	Amount (USD)
168484 Gaskets & similar joints of metal sheeting etc.	1662	14	12570	103
168487 Machinery parts,not cont. elect. connectors	1949	16	5117	42
168500 Electrical machinery and equipment and parts thereof; sound recorders and reproducers, television imageand sound recorders and reproducers and parts and accessories of such articles	**389842**	**3235**	**583919**	**4772**
168501 Electric motors and generator	16430	135	1127	9
168502 Electric generating sets, rotary converters	21484	179	209677	1714
168503 Parts electric motor,gen. Set	131797	1098	6692	55
168504 Electric transformer, inductors etc.	2417	20	1956	16
168505 Electro-magnets;and articles			140	1
168507 Electric accumulator;	1326	11	1583	13
168508 Vcuum cleaners	2419	20		
168509 Eletro-mechanical domestic appliances	55679	461	19757	161
168510 Electric shavers, hair clipper etc.	352	3		
168511 Electrical ignition equipment, etc.	5650	46	4389	36
168512 Electrical lighting/signaling equipment,etc	2816	23	8070	66
168513 Portable electric lamps, dry batteries	417	3	4	0
168514 Industrial/lab electric furnaces, ovens, etc.	55	0		
168516 Electric storage water heater, etc.	2558	21	298	2
168517 Telephone sets , other apparatus etc.	2659	22	12089	99
168518 Microphones & stands therefor;	1608	13	2384	19
168519 Sound recording apparatus	19	0		
168521 Video-recording apparatus	52	0	12	0
168523 Discs, tapes, smart cards etc.	1219	10	130897	1070
168525 Transmission appart radio-tel, etc.	246	2	2077	17
168528 Monitors and projectors etc.	112	1	2762	23
168528 Monitors and projectors,not incorporating television reception apparatus;reception apparatus for television,whether or not incorporating radio broadcast receivers or sound or videorecording or reproducing apparatus			15232	125
168529 Parts,trans,reception etc.,apts	5	0		
168531 Electrical sound/visual sig apts	92505	768	55756	455
168532 Electrical capacitors, fixed,variable etc.			2	0
168533 Electrical resistors, not heating	2729	23	375	3
168534 Printed circuits	15	0	429	4
168535 Electrical apts for switching > 1000 volts			1407	11
168536 Electrical apparatus for switching or protecting electrical circuits,or for making connections to or in electrical circuits for a voltage notexceeding 1,000 volts; connectors for optical fibres,optical fibres,optical fibre bundles or cables	473	4	841	7
168536 Electrical apts for switching 1000 volts	6033	50	7560	62
168537 Boards, panels, consols, etc.	23162	190	52810	431
168538 Parts: of electrical switching,apts.	1559	13	2897	24
168539 Electric filament/discharge lamps	192	2	314	3

Import payments by countries /commodities Table-3.2 (Contd.)
(Four digit level HS code)

(First two digit section, second two digit chapter and last two digit indicate four digit level commodities)

(Amount in thousand)

HS Code - Countries/Commodities	2024 - 2025		2025 - 2026	
	Amount (BDT)	Amount (USD)	Amount (BDT)	Amount (USD)
168541 Diodes, transistors, semi-conductor etc.	273	2	574	5
168542 Electronic, integrated circuits			4694	38
168543 Electrical machines & apts. n.i.e.	1923	16		
168544 Insulatd wire, cable etc.	11633	96	25772	210
168545 Carbon electrodes, carbon brushes etc.	14	0	11300	92
168546 Electrical insulators any metarial			42	0
168547 Insulating fitting for electrical machines	13	0		
170000 Vehicales, Aircraft, Vessels and Associated Transport Equipment	**166475**	**1369**	**498694**	**4079**
178700 Vehicles other than railway or tramway rollingstock, and parts and accessories thereof	**105488**	**869**	**240616**	**1969**
178703 Motor cars and other motor vehicles principally designed for the transport of the persons(other than those of heading No. 87.02) including station wagons and racing cars	38833	319	32209	263
178708 Parts,accessories, motor vehicles	15336	127	27569	225
178709 Works truck,self-propelled	1286	11		
178710 Tank & other armoured vehi			1568	13
178711 Motorcycles			3975	33
178714 Parts,accessories, of motorcycle/bicycles	50033	412	175294	1435
178800 Aircraft, spacecraft and parts thereof	**60987**	**501**	**258078**	**2110**
178802 Other aircraft, helicopters etc.	17253	142		
178804 Parachutes,rotochutes & parts	472	4	130301	1068
178805 Aircraft launching gear,etc	1446	12		
178806 Unmanned aircraft:			1968	16
178807 Parts of goods heading 88.01, 88.02 or 88.06	41816	343	125810	1026
180000 Optical, Photographic, Cinematographic, Measuring, Checking, Precision, Medical Orsurgical Instruments and Apparatus; Clocks and Watches; Musical Instruments; Parts and Accessories Thereof	**47989**	**395**	**87068**	**711**
189000 Optical, photographic, cinematographic, measuring, checking, precision, medical orsurgical instruments and apparatus; parts and accessories thereof	**47963**	**395**	**84591**	**691**
189002 Lenses, prisims, mirrors etc.	27	0	34	0
189007 Cinematographic camras, projector etc.			118	1
189013 Liquid crystal devices			25	0
189016 Balances of a sensitivity of 5cg	6504	53	5856	48
189017 Drawing, marking-out etc. inst.			128	1
189018 Instruments in medical,surgical, etc.	2696	22	6769	55
189021 Orthopaedic,appliances etc.	2993	25		
189023 Instruments demonstrationl purposes			552	5
189024 Machines, hardness,strength test etc.			819	7
189025 Hydrometers,thermometers etc.	2350	19	7547	62
189026 Instruments, checking flow,level etc.	10184	84	4412	36
189027 Instruments, physical, chemical analysis etc.	19644	162	6619	54
189028 Gas,liquid, electricty meters	252	2	1684	14
189029 Revolution counters,taximeters etc.	276	2	1369	11
189030 Oscilloscopes, spectrum analysers etc.,			657	5

Import payments by countries /commodities Table-3.2 (Contd.)
(Four digit level HS code)

(First two digit section, second two digit chapter and last two digit indicate four digit level commodities)

(Amount in thousand)

HS Code - Countries/Commodities	2024 - 2025		2025 - 2026	
	Amount (BDT)	Amount (USD)	Amount (BDT)	Amount (USD)
189031 Measuring/checking instrument	376	3	38407	313
189032 Automatic regulating instru	2012	17	8222	67
189033 Parts & accessories n.i.s	648	5	1372	11
189100 Clocks and watches and parts thereof	**26**	**0**	**74**	**1**
189101 Wrist, pocket-watches etc w/ precious metal			74	1
189102 Wrist, pocket, watch,other than 90.01	25	0		
189105 Other clocks	1	0	1	0
189200 Musical instruments; parts and accessories			**2403**	**20**
189201 Pianos,harpsichords etc.			1471	12
189202 Other string musical instruments			857	7
189205 Wind musical instruments			23	0
189207 Musical instruments etc.			51	0
180000 Optical, photographic, clocks, musical instruments etc.	**61**	**0**		
189000 Optical, photographic, etc.	**61**	**0**		
189014 Direction finding compasses	61	0		
190000 Arms and Ammunition; Parts and Accessories Thereof			**63814**	**520**
199300 Arms and ammunition; parts and accessories thereof			**63814**	**520**
199303 Other firearms and similar devices			63814	520
200000 Miscellaneous Manufactured Articles	**118876**	**979**	**26727**	**219**
209400 Furniture; bedding, mattresses, mattress supports, cushions and similar stuffed furnishings; lamps and light fittings, not elsewhere specified or included; illuminated signs, illuminatednameplates and the like; prefabricated buildings	**112530**	**927**	**14106**	**115**
209401 Seats and parts	891	7	9	0
209402 Medical, surgical, dental furniture	347	3		
209403 Other furniture & parts	108861	897	12174	100
209404 Mattress supports;	511	4	78	1
209405 Lamps and lighting fittings & parts	1782	15	357	3
209406 Prefabricated buildings	138	1	1487	12
209500 Toys, games and sports requisites; parts and accessories thereof			**2266**	**19**
209506 Articlese for gymnastics, sports etc.			2266	19
209600 Miscellaneous manufactured articles	**6346**	**52**	**10355**	**85**
209603 Brooms, brushes, etc.	155	1	191	2
209604 Hand sieves and hand riddles			20	0
209606 Buttons, press/snap-fasteners, etc	1470	12	493	4
209607 Slide fasteners and parts	420	3	1960	16
209608 Ball point pens & markers	1449	12	779	6
209611 Date,sealing/stamps, etc.	116	1		
209612 Typewriter ribbons,inked, etc.	2735	22	6621	54
209613 Cigarette lighter & parts			125	1
209616 Scent/toilet sprays, etc			3	0
209619 Sanitary towels , napkins etc.			164	1
United Kingdom (UK)	**18385150**	**151981**	**21001670**	**171624**

Import payments by countries /commodities Table-3.2 (Contd.)
(Four digit level HS code)

(First two digit section, second two digit chapter and last two digit indicate four digit level commodities)

(Amount in thousand)

HS Code - Countries/Commodities	2024 - 2025		2025 - 2026	
	Amount (BDT)	Amount (USD)	Amount (BDT)	Amount (USD)
010000 Live Animals and Animal Products	**1397993**	**11518**	**2888755**	**23597**
010100 Live animals	**834732**	**6881**	**1198061**	**9795**
010105 Live poultry	834732	6881	1194281	9764
010106 Other live animals			3780	31
010400 Dairy produce; bird's eggs; natural honey; Edible products of animal origin, not elsewhere specified or included.	**563261**	**4637**	**1690694**	**13802**
010401 Milk & cream, not containing sugar			130	1
010402 Milk & cream, containing sugar	528555	4347	1673412	13661
010403 Buttermilk, curdled milk & cream, yogurt etc.	93	1		
010404 Whey, containing sugar /sweetening matter	33840	282	15768	128
010405 Butter , dairy spreads	91	1	34	0
010406 Cheese and curd	667	5	1349	11
010409 Natural honey	16	0		
020000 Vegetable Products	**1494861**	**12253**	**1430378**	**11688**
020700 Edible vegetable and certain roots and tubers	**575698**	**4719**	**1170377**	**9570**
020713 Dried leguminous vegt.,shelled	575698	4719	1170377	9570
020800 Edible fruit nuts; peel of citrus fruit or melons			**72**	**1**
020802 Other nuts, fresh/dried			72	1
020900 Coffee, tea, mate and spices	**1731**	**14**	**1120**	**9**
020902 Tea	1705	14	1096	9
020910 Ginger saffron,turmric & other spices	26	0	24	0
021000 Cereals	**917432**	**7520**	**258250**	**2104**
021001 Wheat and meslin	917432	7520	258242	2104
021006 Rice			8	0
021100 Products of the milling industry; Malt; Starces; Inulin; Eheat gluten			**11**	**0**
021101 Wheat or meslin flour			11	0
021200 Oil seeds and oleaginous fruits; miscellaneous grains; seeds and fruit; industrial or medicinal plants; straw and fodder			**108**	**1**
021212 Locut bean, seaweeds sugr bet/cane etc.			108	1
021300 Lac; Gums, Resins and other vegetable saps and extracts			**440**	**4**
021302 Vegetable saps and extracts;			440	4
030000 Animal or vegetable fats and oils and their cleavage products; prepared edible fats; animal or vegetable waxes	**16008**	**134**	**57715**	**472**
031500 Animal or vegetable fats and oils and their cleavage products; prepared edible fats; animal or vegetable waxes	**16008**	**134**	**57715**	**472**
031505 Wool grease & faty subst thereof	16008	134	22466	184
031509 Olive oils & its fractons, not refined			488	4
031512 Sunflower,safflower/cotton seed oil, not refined			969	8
031513 Coconut, palm kernel oils, not refined			32	0
031515 Other fixed vegetable fats & oils, not refined			45	0
031518 Animal/veg. fats & oils, boiled, oxidised etc.			33622	275

Import payments by countries /commodities Table-3.2 (Contd.)
(Four digit level HS code)

(First two digit section, second two digit chapter and last two digit indicate four digit level commodities)

(Amount in thousand)

HS Code - Countries/Commodities	2024 - 2025		2025 - 2026	
	Amount (BDT)	Amount (USD)	Amount (BDT)	Amount (USD)
031521 Vegetable waxes & beewaxes etc.,not refined			93	1
040000 Prepared foodstuffs; Beverages, Spirits and vineger; Tobacco and manufactured tobacco substitues	**501420**	**4135**	**375510**	**3071**
041600 Preparations of meat, of fish or of crustaceans, molluscs or other aquatic invertebrates	**1041**	**9**	**92**	**1**
041602 Other prepared meat/meat offal or blood			32	0
041604 Prepared fish; caviar prepd. from fish eggs	1041	9	60	0
041700 Sugars and sugar confectionery	**32497**	**266**	**4534**	**37**
041701 Cane or beet sugar,in solid form	31253	256	14	0
041702 Other sugar incl. lactos glucos	652	5	1038	8
041704 Sugar confctionry, not containing cocoa	591	5	3481	28
041800 Cocoa and cocoa preparations	**10225**	**84**	**5407**	**44**
041805 Cocoa powder,not add sugr/sweet	807	7	358	3
041806 Chocolate/food prep. Contain. Cocoa	9418	78	5049	41
041900 Preparations of cereals, flour, starch or milk; pastry cooks' products	**53827**	**444**	**68479**	**560**
041901 Malt extract;	33929	280	51733	423
041902 Pasta whether or not cooked	25	0	98	1
041904 Prepared foods obtained,cereal products,	14332	118	11829	97
041905 Bread,pastry,cakes,biscuits etc.	5541	46	4819	39
042000 Preparations of vegetables, fruit, nuts or other parts of plants	**12456**	**103**	**6854**	**56**
042001 Vegetibles,fruit,nut & other edible part of plants			32	0
042004 Other Veg. prep/presrv., frozen	2821	24		
042005 Other Veg. prep/presrv., not frozen	236	2	423	3
042006 Vegetables,fruit/nut etc. preserved by sugar			15	0
042007 Jams,fruit jellies etc.	1769	15	210	2
042008 Fruit & nuts etc.,	330	3	142	1
042009 Frut & vegetable juices	7300	61	6032	49
042100 Miscellaneous edible preparations	**7700**	**64**	**23877**	**195**
042101 Extracts,essences of coffee,tea etc.	3101	26	19619	160
042103 Sauces and preparations thereof	1975	16	3586	29
042104 Soups & broths preparations thereof	238	2	83	1
042106 Food preparations n.e.s	2386	20	590	5
042200 Beverages, spirits and vinegar	**322216**	**2655**	**227308**	**1858**
042201 Mineral & aerated waters,not add. Sug.	6913	58	6853	56
042202 Mineral & areated waters add. Sug	1352	11	896	7
042203 Beer made from malt	5941	49	1254	10
042204 Wine of fresh grapes	1195	10	84	1
042205 Vermouth & other wine of fresh grapes	7	0		
042206 Other fermented beverages	67	1		
042207 Undenaturd ethyl alcohol vol. 80%+	5511	46	9177	75
042208 Undenaturd ethyl alcohol vol. 0%	301230	2480	209042	1709
042209 Vinegar& subst from acitic acid			3	0
042300 Residues and waste from the food industries; Prepared animal fodder	**61306**	**508**	**38961**	**319**

Import payments by countries /commodities Table-3.2 (Contd.)
(Four digit level HS code)

(First two digit section, second two digit chapter and last two digit indicate four digit level commodities)

(Amount in thousand)

HS Code - Countries/Commodities	2024 - 2025		2025 - 2026	
	Amount (BDT)	Amount (USD)	Amount (BDT)	Amount (USD)
042309 Preparations of a kind used in animal feeding	61306	508	38961	319
042400 Tobacco and manufactured tobacco substitutes	**152**	**1**		
042402 Cigars cheroot cigarillos of tobacco	152	1		
050000 Mineral Products	**265819**	**2190**	**222953**	**1824**
052500 Salt; sulphur; earths and stone; plastering materials, lime and cement	**253090**	**2084**	**204168**	**1670**
052501 Salt and pure sodium chloride	388	3		
052504 Natural graphite	454	4		
052506 Quartz other than natural sands	28692	234		
052507 Kaolin and other kaolinic clays, whether or not calcined			59330	485
052507 Kaolin and other kaolinic clays;	68172	564	5761	47
052508 Other clays;	130985	1077	101618	832
052509 Chalk	6127	51	6191	51
052510 Natural calcium phosphates,etc	18274	153	29297	240
052529 Feldspar,fluorspar, leucite; etc.			1972	16
052700 Mineral fuels, mineral oilsand products of their distillation bituminous substances; mineral waxes	**12728**	**105**	**18785**	**154**
052710 Petroleum oils and oils obtained from bituminous minerals,other than crude; preparations not elsewherespecified or included,containing by weight 70% or more of petroleum oils or of oils obtained from bituminous minerals,these oils being the basic constituents of the preparation;waste oils	7880	66	1464	12
052710 Petroleum oils, refined	4848	40	15987	131
052713 Petro coke,bitumen etc.			1334	11
060000 Products of the Chemical or Allied Industries	**2342197**	**19400**	**2811656**	**22984**
062800 Inorganic chemicals; organic or inorganic compounds of precious metals, of rare-earth metals, of radioactive elements or of isotopes	**19038**	**158**	**29740**	**243**
062804 Hydrogen, rare gases etc.	458	4	54	0
062811 Other inorganic acids, other inorganic oxygen	793	7	2731	22
062818 Artificial corundum, aluminium oxide/hydroxide			90	1
062821 Iron oxide & hydroxide	717	6		
062825 Hydrazine/hydroxylamine & salt etc.	37	0		
062827 Chloride/bromide/iodides	1	0	51	0
062828 Hypochlorites chlorites			9449	77
062832 Sulphites; thiosulphates	1526	13	8465	69
062833 Sulphate alums, peroxosulphate	3151	26		
062834 Nitrites; nitrates			22	0
062835 Phosphinates, phosphonates			1420	12
062836 Carbonates; peroxocarbonates	8781	73	2280	19
062844 Radioactive chemical elements/isotops			199	2
062847 Hydrogen peroxide not solidified urea	480	4		
062850 Hydrides,nitrides, azides, silicides,borides etc.	3021	25	4969	41

Import payments by countries /commodities Table-3.2 (Contd.)
(Four digit level HS code)

(First two digit section, second two digit chapter and last two digit indicate four digit level commodities)

(Amount in thousand)

HS Code - Countries/Commodities	2024 - 2025		2025 - 2026	
	Amount (BDT)	Amount (USD)	Amount (BDT)	Amount (USD)
062853 Phosphides, whether or not chemically defined, excluding ferrophosphorus;	74	1	10	0
062900 Organic chemicals	**362113**	**2997**	**377213**	**3083**
062903 Halogenated derivative of hydrocarbons	3593	30	56374	459
062904 Sulphonated nitrated or nitrosated	4262	35	6816	56
062905 Acyclic alcohol/halogn sulpho,etc	116119	959	56662	464
062906 Cyclic alcohol	82	1	2681	22
062909 Ether,ether alcohols, etc.	218	2	2478	20
062914 Ketone & quinon etc.			50746	415
062915 Saturated acyclice,monocarboxilic acid etc.	484	4		
062916 Unsaturated acyclic monocarboxylic acid etc.	238	2		
062917 Polycarboxylic acids	11440	94	8396	69
062918 Carboxylic acids	16140	133	36687	299
062920 Ester of other inorganic acids	67813	563	63862	523
062922 Oxygen-function amino-compound			1287	11
062923 Qaternary ammonium salts etc.	13258	110	4	0
062924 Carboxyamide amide- func. Comp.	5078	42	936	8
062925 Carboxyimide imine-func. Comp.			162	1
062929 Compound w/ other nitrogen func.	4597	39	553	5
062930 Organo-sulphur compounds	256	2		
062931 Other, organo-inorganic comp.	53624	443	28895	236
062932 Heterocyclic compound w/oxygen	5298	44	8999	74
062933 Heterocyclic comp w/nitrogen			3502	29
062936 Provitamins & vitamins etc.	27006	226	32004	261
062937 Hormones, prostaglandins etc.	32534	268	15228	125
062938 Glycosides; and their salts;	18	0	47	0
062940 Sugars , oter than sucrose etc.			471	4
062941 Antibiotics	55	0	422	3
063000 Pharmaceutical products	**176347**	**1460**	**296185**	**2422**
063001 Glands and other organs	14505	121		
063002 Humn & animal blood	20885	174	10347	85
063003 Medicament consist. two or more mixed,for therapeutic use	3958	33	17999	147
063004 Medicament consist. mixed/unmixed,for therapeutic use	136921	1132	267482	2187
063005 Wadding ,gauze,bandages etc.	33	0	94	1
063006 Pharmaceutical goods	44	0	262	2
063100 Fertilisers	**58440**	**482**	**60611**	**495**
063105 Mineralor chemical fertilizers cont. nitr,phos,potaas	58440	482	60611	495
063200 Tanning or dyeing extracts; Tannins and their derivatives; Dyes, pigments and other colouring matter; Paints and varnishes; Putty and other mastics; Inks	**678033**	**5606**	**726979**	**5942**
063201 Tanning extract of vegetable origin;			584	5
063204 Synthetic organic colouring matter	198749	1644	187832	1535
063205 Colour lakes	3132	26	557	5
063206 Other Colouring matter;	56917	471	25519	209

Import payments by countries /commodities Table-3.2 (Contd.)
(Four digit level HS code)

(First two digit section, second two digit chapter and last two digit indicate four digit level commodities)

(Amount in thousand)

HS Code - Countries/Commodities	2024 - 2025		2025 - 2026	
	Amount (BDT)	Amount (USD)	Amount (BDT)	Amount (USD)
063207 Prepared pigments, opacifiers etc.	28438	231	55051	450
063208 Paints and varnishes;	13274	110	25196	206
063209 Other paints and varnishes ;	5721	48	4039	33
063210 Other paint and varnishes use for finishing leather	567	5	5887	48
063211 Prepared driers	160	1		
063212 Pigments dispersed in non-aqueous	21704	180	32015	261
063214 Glaziers putty,grafting putty etc.	3157	26	3197	26
063215 Printing ink, writing draw/other ink	346214	2864	387102	3165
063300 Essential oils & resinoids; Perfum, cosmetic or toilet preperations	**58315**	**482**	**60806**	**498**
063301 Essential oils			87	1
063302 Mix of odoriferous substancees	30019	248	15821	129
063303 Perfumes and toilet waters	7218	60	1105	9
063304 Beauty/make-up/skin preparatin	4078	33	786	6
063305 Preparations for use on the hair	6034	50	1922	16
063306 Preparations for oral/dental hygiene	1066	9	1597	13
063307 Pre-shave,shaving/after-shave	9900	82	39488	323
063400 Soap, organic surf-active agents, lubricating etc.	**130442**	**1080**	**142615**	**1166**
063401 Soap;organic surfac-active prodts & preparations	19697	162	6109	50
063402 Organic surfac-active agents	97535	808	129805	1062
063403 Lubricat preparations etc.	12512	104	6027	49
063404 Artificial wax & prepared wax	685	6	649	5
063405 Polish and cream for footwear, furniture etc.	1	0	25	0
063406 Candles,tapers and the like	13	0		
063500 Albuminoidal substances; modified starches, glues, enzymes	**8369**	**69**	**17133**	**140**
063504 Peptones & derivatives, etc.	144	1	1689	14
063505 Dextrins & other modified starches	2	0	862	7
063506 Prepared glues & other prep. adhesives	7604	63	14583	119
063507 Enzymes; prepared enzymes n.e.s	619	5		
063700 Photographic or cinematographic goods	**248**	**2**	**66449**	**542**
063701 Photographic plates & film flat etc.	248	2	65893	538
063707 Chemical prep. for photographic use			556	5
063800 Miscellaneous chemical products	**850852**	**7063**	**1033926**	**8452**
063801 Artificial graphite, colloidal etc.	77804	640	10343	85
063802 Activated carbon, animal black etc.			2950	24
063806 Rosin & resin acid;and derivatives etc.	2033	17		
063808 Insecticides, rodenticides etc.	158709	1328	454200	3711
063809 Finishing agents,dye carriers etc.	23502	194	12502	102
063810 Pickling preparations for metal surfaces etc.	312	3	141	1
063811 Anti-knock prep, oxidation inhibitors etc.	4195	35	32489	266
063812 Prepared rubber accelerators;compounds plasticisersfor rubber or plastics,notelsewhere specified or included;antioxidising preparations and other compound stabilisers for rubber or plastics	184	2	2304	19

Import payments by countries /commodities Table-3.2 (Contd.)
(Four digit level HS code)

(First two digit section, second two digit chapter and last two digit indicate four digit level commodities)

(Amount in thousand)

HS Code - Countries/Commodities	2024 - 2025		2025 - 2026	
	Amount (BDT)	Amount (USD)	Amount (BDT)	Amount (USD)
063813 Prep & charges fire-extinguisher	14747	123	4048	33
063814 Organic composites solvents & thinners	8059	66	6333	52
063815 Reaction initiator & accelerators	17718	150		
063819 Hydraulic brake fluids	9045	75	14030	115
063820 Anti-freezing preparations	0	0	114	1
063821 Prepared culture media	27238	224	62481	511
063822 Diagnostic or laboratory reagents	409860	3395	361220	2954
063823 Industrial monocarboxylic fatty acids;	1023	9		
063824 Prepared binders for foundry moulds;	96423	804	70770	579
060000 Products of the chemical or allied industries			**520**	**4**
063400 Soap, organic surf-active agents, lubricating etc.			**520**	**4**
063402 Organic surfac-active agents			520	4
070000 Plastics & Rubber Articles Thereof	**1051091**	**8694**	**956237**	**7819**
073900 Plastics and articles thereof	**958842**	**7933**	**877284**	**7174**
073901 Polymers of ethylene, in primary forms	11800	98	982	8
073902 Polymers/ propylen/olefin in primary forms	7959	66		
073903 Polymers of styrenein in primary forms	33487	280		
073905 Polymers of vinyl acetate/ester in primary			25887	211
073906 Acrylic polymers in primry forms	20475	168	16324	134
073907 Polyacetals in primary forms	32195	267	14620	120
073907 Polyacetals,other polyethers and epoxide resins,in primary forms;polycarbonates,alkyd resins,polyallylesters and other polyesters,in primary forms	48535	395		
073908 Polyamides in primary forms	2083	17	1473	12
073909 Amino-resins, in primary forms	2911	24	38519	315
073910 Silicons in primary forms	163277	1352	160097	1310
073911 Petroleum resins, in primary forms	481	4	39	0
073913 Natural polymers, in primary forms	16884	139	6875	56
073915 Waste,parings & scrap or plastic	49493	408		
073917 Tube, pipe & hoses etc of plastics	48214	396	24127	197
073918 Floor coverings of plastics			5251	43
073919 Self-adhesive, plates, sheets etc of plastics	22155	183	14385	118
073920 Other plates,sheets,etc of plastic, non-cellular	639	5	1445	12
073921 Other Plates, sheets etc. of plastics	10113	84	111	1
073923 Artilces for the conveyance	187737	1559	171884	1405
073924 Tableware, kitchenware, of plastics	148	1	82	1
073925 Builders' wares of plastics n.e.s	1534	13	8938	73
073926 Other plastics & articles	298717	2473	385838	3155
073926 other articles of plastics and articles of other materials of heading Nos. 39.01 to 39.14	5	0	406	3
074000 Rubber and articles thereof	**92249**	**761**	**78953**	**645**
074002 Synthetic rub/factice deriv from oil			0	0
074005 Compound rubber, in primry form	7037	58	14665	120
074006 Other forms & article of rubber	2315	19	1462	12
074008 Plates, sheets etc. of vulcan rubber	610	5	1791	15

Import payments by countries /commodities Table-3.2 (Contd.)
(Four digit level HS code)

(First two digit section, second two digit chapter and last two digit indicate four digit level commodities)

(Amount in thousand)

HS Code - Countries/Commodities	2024 - 2025		2025 - 2026	
	Amount (BDT)	Amount (USD)	Amount (BDT)	Amount (USD)
074009 Tubes pipes & hoses etc.	11504	95	10572	86
074010 Conveyor/transmisions belts of rub	7977	66	4228	35
074011 New pneumatic tyres, of rubber			583	5
074015 Articles of apparel & clothing accessories etc.	680	6		
074016 Other articles of vulcanised rubber	62128	513	45651	373
080000 Raw Hides and Skins, Leather and Articles Thereof; Saddlery and Harness; Travel Goods, Handbags nad Similar Containers; Articles of Animal Gut	**20897**	**175**	**83691**	**684**
084100 Raw hides and skins and leather	**20220**	**170**	**81547**	**666**
084105 Tanned or crust hides & skins of sheep/lambs			89	1
084107 Leather further prepared aft tann,of bovine	20220	170	80846	660
084113 Leatrer fur prepared aft tann, other animals			612	5
084200 Articles of leather; saddlery and harness, travel goods, handbags and similar containers; articles of animal gut	**677**	**6**	**2144**	**18**
084202 Trunks, suit-case, vanity-case etc.	677	6	500	4
084203 Articles/ composition of leather			1645	13
090000 Wood and Articles of Wood; Wood Charcoal; Cork and Articles of Cork; Manufactures of Straw, of Esparto or Other Plaiting Materials; Basketware & Wickerwork	**3347**	**27**	**1678**	**14**
094400 Wood and articles of wood; wood charcoal	**3077**	**25**	**1227**	**10**
094415 Packing cases, boxes crates,etc. of wood	3077	25	765	6
094416 Casks, barrels, etc.of wood			462	4
094500 Cork and articles of cork	**270**	**2**	**451**	**4**
094504 Agglomerated cork and articlese	270	2	451	4
100000 Pulp of wood or of other fibrous cellulosic material; recovered (waste and scrap) paper or paperboard; paper and paperboard and articles thereof	**112087**	**926**	**142752**	**1166**
104700 Pulp of wood or of other fibrous cellulosic meterial; Recovered (Waste and scrap) paper or paperboard			**14915**	**122**
104703 Chemical wood pulp, soda/sulphate			14915	122
104800 Paper and paperboard; articles of paper pulp, of paper or of paperboard	**89708**	**741**	**99861**	**815**
104802 Uncoated paper and paper board	461	4	1992	16
104803 Toilet or facial tissue stock, towel/napkin etc.	4	0	14	0
104804 Uncoated craft paper & paperboard	37620	307	56256	458
104805 Other uncoated paper/paprboard	13934	117	8684	71
104806 Vegetable parchment greaseproof paper etc.			300	2
104808 Paper & paprboard, corrugated, creped,etc.	3452	29		
104810 Paper and paperboard,coated	910	8		
104811 Paper, paperboard, cellulose wadding etc.	16454	137	19961	163
104812 Filter blocks, slabs& plates of paper pulp	144	1		
104814 Walpaper & similar wall coverings;			434	4
104818 Toilet paper & similar paper etc.	579	5	366	3
104819 Cartons, boxes, cases, bags of paper	102	1	1107	9

Import payments by countries /commodities Table-3.2 (Contd.)
(Four digit level HS code)

(First two digit section, second two digit chapter and last two digit indicate four digit level commodities)

(Amount in thousand)

HS Code - Countries/Commodities	2024 - 2025		2025 - 2026	
	Amount (BDT)	Amount (USD)	Amount (BDT)	Amount (USD)
104820 Registers, a/c books,note books, etc	1392	11	8	0
104821 Paper/board labels of all kind	2138	18	2819	23
104821 Paper/board labels of all kind Whether or nor printed	237	2		
104823 Other paper/board cellulose wadding etc.	12280	101	7919	65
104900 Printed books, newspapers, pictures etc.	**22378**	**185**	**27976**	**229**
104901 Printed book,brochures,leaflets etc.	9615	80	11198	92
104902 Newspapers,journals & periodicals	1353	11	9793	80
104906 Plans & drawing architectural etc.	9795	81	6861	56
104911 Other printed mattrer	1616	13	124	1
110000 Textiles & Textile Articles	**704708**	**5826**	**682393**	**5578**
115100 Wool, fine or coarse animal hair; woven fabric	**6610**	**55**	**15256**	**125**
115101 Wool not carded or combed	21	0		
115111 Woven fabrics of carded wool/fine animal hair			22	0
115112 Woven fabrics combed wool/fine animal hair	6588	54	15233	124
115200 Cotton	**297166**	**2458**	**211716**	**1730**
115201 Cotton not carded or combed	235470	1953	167362	1369
115204 Cotton sewing thread	11	0		
115208 Woven fabrics of cotton ,>= weg 85%+ , 200g/m.sq.	2173	18	6633	54
115209 Woven fabrics of cotton ,>= weg 85%+ , > 200g/m.sq.	58880	482	37518	306
115211 Woven fabrics of cotton ,> weg 85%+ , > 200g/m.sq.	618	5	204	2
115212 Other woven fabrics of cotton	15	0		
115400 Man-made filaments	**169247**	**1395**	**2393**	**20**
115401 Sewing thread of man-made filaments	116946	959	652	5
115402 Synthetic filament yarn	52208	435	1413	12
115407 Woven fabrics of synthetic filament yrn	93	1	328	3
115500 Man-made staple fibres	**98547**	**815**	**168757**	**1381**
115504 Artificial staple fibres, not carded, combed	97026	802	165445	1354
115508 Sewing thread man-made staple fibres	1463	12	3014	25
115509 Yarn synthetic staple fibres			284	2
115510 Yarn of artificial staple fibres			14	0
115514 Woven fabrics of synth stap fibres, weg > 170 g/m.sq.	58	0		
115600 Wadding, felt and nonwovens; special yarns etc.	**19533**	**162**	**17956**	**147**
115601 Wadding text mterials fibre & articles	1123	10		
115602 Felt, coated,covered/laminated	77	1	84	1
115603 Nonwovens, coated,covered/laminated	291	2	28	0
115604 Rubber thread cord, textile covered,etc	14380	119	12647	103
115605 Metalised yarn	1909	16	842	7
115607 Twine, cordage, cbles etc.	1753	15	4355	36
115800 Special woven fabrics; tufted text. Fabrics; lace; tapestries; trimmings; embroidery	**21180**	**174**	**9412**	**77**
115806 Narrow woven fabrics	9529	78	289	2
115807 Labeles, badges & similar articles text	11564	95	9124	75

Import payments by countries /commodities Table-3.2 (Contd.)
(Four digit level HS code)

(First two digit section, second two digit chapter and last two digit indicate four digit level commodities)

(Amount in thousand)

HS Code - Countries/Commodities	2024 - 2025		2025 - 2026	
	Amount (BDT)	Amount (USD)	Amount (BDT)	Amount (USD)
115810 Embroidery in the piece, in strips	88	1		
115900 Impregnated, coated, covered textile fabrics etc.	**82433**	**686**	**242613**	**1983**
115903 Tex fabrics impregnated,coated etc	3452	29	148500	1213
115906 Rubberised text fabrics			427	4
115907 Text fabrics otherwise impregnated, coated etc	75552	628	83960	687
115909 Text hosepiping & similr tex tubing	554	5	7581	62
115910 Transmission/conveyor belts, of text mtrl	854	7	1166	10
115911 Text products & artcles	2021	17	978	8
116000 Knitted or crocheted fabrics	**1871**	**15**	**0**	**0**
116001 Pile fabrics	1844	15		
116003 Knitted or crochetd fabrics, not exd.30 cm			0	0
116006 Other knitted or crochet fabrics	27	0		
116100 Articles of apparel & cloth accessories, knitted/crocheted	**56**	**0**	**7369**	**60**
116109 T-shirt singlets & other vests	24	0		
116111 Babies garment & cloth accessories	21	0		
116114 Other garmnts, knitt or crocheted			7335	60
116117 Other made up clothing accessories	12	0	34	0
116200 Articles of apparel & cloth accessories, not knitted/crocheted	**6096**	**50**	**4207**	**34**
116202 Women/girls over-cat,car-coat etc			47	0
116203 Men/boys suits, jakets etc	154	1		
116204 Women/girls suits, jacket etc	685	6	80	1
116208 Womn/girls singlets & other vest, slips etc.	59	0		
116209 Babies garments & clothing acesories	1485	12	966	8
116210 Garment, made up of fabrics	3680	30		
116211 Track suits,ski-suits, swimwear etc			1912	16
116214 Shawis, scarves, muflers etc	27	0		
116215 Ties, bow ties and cravats			218	2
116217 Other made up cloth acesor & parts of garmt	6	0	984	8
116300 Other made up textile articles; sets; worn clothing and worn textile articles; rags	**1968**	**16**	**2715**	**22**
116301 Blankets and traveling rugs			2364	19
116302 Bed, table, toilet & kitchen linen	21	0		
116303 Curtans & interior blinds etc	574	5	165	1
116304 Other furnishing artcles	985	8	161	1
116307 Other made up articles incl dress patterns	388	3	25	0
120000 Footwear,Hradgear, Umbrellas, Sun Umbrellas, Walking Sticks, Seat-Sticks, Whips, Riding-Crops and Parts Thereof Etc	**1142**	**10**	**3577**	**29**
126400 Footwear, gaiters and the like; parts of such articles	**848**	**7**	**3577**	**29**
126402 Other footwear, outer soles & uppers rubber	194	2	88	1
126403 Footwear with soles of rubber, plastics etc.			188	2
126405 Other footwear	117	1	3302	27
126406 Parts of footwear	537	5		
126500 Headgear and parts thereof	**291**	**2**		

Import payments by countries /commodities Table-3.2 (Contd.)
(Four digit level HS code)

(First two digit section, second two digit chapter and last two digit indicate four digit level commodities)

(Amount in thousand)

HS Code - Countries/Commodities	2024 - 2025		2025 - 2026	
	Amount (BDT)	Amount (USD)	Amount (BDT)	Amount (USD)
126506 Other headgear, not lined	291	2		
126600 Umbrellas, sun umbrellas, walking-sticks, seat-sticks, whips, riding-crops and parts thereof	**3**	**0**		
126601 Umbrella and sun umbrellas, etc	3	0		
130000 Articles of Stone, Plaster, Cement, Asbestos, Mica or Similar Materials; Ceramic Products; Glass and Glassware	**13276**	**111**	**52020**	**424**
136800 Articles of stone, plaster, asbestos, mica etc.	**5174**	**43**	**37835**	**308**
136804 Millstone, grindstone, grinding wheel etc.	1960	16	71	1
136805 Natural/art abrasive powder/grain	2721	23	1348	11
136806 Slag wool, rock wool etc.	205	2		
136809 Articles plaster/compositions			13	0
136813 Friction material & articles			105	1
136814 Worked mica and articles of mica	69	1	460	4
136815 Articles of stone/other mineral lsubs	218	2	35837	292
136900 Ceramic products	**1822**	**15**	**344**	**3**
136903 Other refractory ceramic goods	1204	10	344	3
136909 Ceramic wares for lab, chemical uses etc.	619	5		
137000 Glass and glassware	**6279**	**52**	**13841**	**113**
137002 Glass in balls,rods, unworked			5	0
137009 Glass mirrors, rear-view mirrors			56	0
137010 Carboys, bottles, flasks, jar etc.	23	0		
137013 Glassware of table, kitchn, toilt etc.	24	0	21	0
137015 Clock/watch glasses etc.	17	0		
137017 Lab,hygnic/pharmaceautical glassware	4899	41	13164	107
137019 Glass fibres & articles;	704	6	594	5
137020 Other articles of glass	612	5		
150000 Base Metals & Articles of Base Metal	**1508506**	**12519**	**1929137**	**15756**
157200 Iron and Steel	**869916**	**7235**	**1165037**	**9513**
157204 Ferrous waste & scrap	508611	4242	879672	7177
157208 Flat-rolled prodt, >= width 600 mm, hot-rolled	19588	161	11962	98
157209 Flat-rolled prodt, >= width 600 mm, cold-rolled	17918	146	114951	940
157210 Flat-rolled prodt, >= width 600 mm, clad,plated	305891	2535	153399	1256
157211 Flat-rolled prodt, width 600 mm,not clad,plated			4613	38
157212 Flat-rolled prodt, width 600 mm, clad,plated	17663	149		
157213 Bars & rods, hot-rolled, of iron	12	0		
157215 Other bars & rods, cold formed, of iron	124	1		
157222 Other bars & rods, of stainless steel	96	1	347	3
157223 Wire of stainless steel			92	1
157227 Bars & rods, of other alloy steel	13	0		
157300 Articles of Iron and Steel	**213103**	**1760**	**148692**	**1216**
157301 Sheet piling of iron / steel			95	1
157302 Railway or tramway track,of iron /steel			17	0
157303 Tubes, pipes etc. of cast iron	238	2		

Import payments by countries /commodities Table-3.2 (Contd.)
(Four digit level HS code)

(First two digit section, second two digit chapter and last two digit indicate four digit level commodities)

(Amount in thousand)

HS Code - Countries/Commodities	2024 - 2025		2025 - 2026	
	Amount (BDT)	Amount (USD)	Amount (BDT)	Amount (USD)
157304 Tubes, pipes etc. other than cast iron	44136	363	28367	232
157306 Other tubes, pipes & hollow profiles	2456	20	3712	30
157307 Tubes/ pipes fittings of iron / steel	36991	308	8815	72
157308 Structures & parts of structures	18677	155	9548	78
157309 Reservoirs, tanks, vats etc.	9137	75		
157310 Tanks, casks, drums etc.	3226	26	7578	62
157311 Containers for compressed	1199	10	215	2
157314 Wire,expanded metal of iron / steel			956	8
157315 Chain and parts, of iron/steel	2528	21	24452	200
157316 Anchors, grapnels,parts	41	0		
157317 Nails,tacks,drawing pins etc.			2	0
157318 Screws,bolts,nuts, etc.	53800	441	30596	250
157319 Sewing/knitting needles, etc.	273	2	346	3
157320 Springs &leaves for springs	4553	37	3059	25
157322 Radiators for central heating	2978	25		
157323 Table,kitchen articlese,of iron	3	0	100	1
157324 Sanitary ware & parts, of iron/ steel			4	0
157325 Other cast articles,of iron or stl	419	3	422	3
157326 Other articles of iron or steel	32448	270	30408	249
157400 Copper and Articles Thereof	**8656**	**71**	**2580**	**21**
157409 Copper plates, sheets & strip	5	0		
157410 Copper foil, backed/not backed	567	5		
157411 Copper tubes and pipes	8013	66	1880	15
157412 Copper tube or pipe fittings	65	1	659	5
157415 Nails, tacks, drawing pins, of copper etc.	2	0	36	0
157419 Other articles of copper	4	0	5	0
157500 Nickel and Articles Thereof	**1055**	**9**	**102**	**1**
157504 Nickel powders and flakes	1055	9		
157506 Nickel plates, sheets, strip & foil			49	0
157508 Other articles of nickel			54	0
157600 Aluminium and Articles Thereof	**295944**	**2453**	**474458**	**3876**
157607 Aluminium foil, backed/not backed	16842	140	280480	2290
157608 Aluminium tubes and pipes	69	1	190	2
157609 Aluminium tube & pipe fittings			530	4
157610 Aluminium,tube or pipe fittings (for example,couplings,elbows,sleeves)	161	1	143	1
157612 Aluminium cask, drum, cans, boxes, etc.	207246	1718	153396	1253
157613 Aluminium containers for compressed	70499	584	39168	321
157615 Table, kitchen articles etc. of aluminium	1129	9	551	5
157616 Other aluminium articles			1	0
157800 Lead and articles thereof	**6460**	**53**		
157801 Unwrought lead	6460	53		
158200 Tools, implements, cutlery, spoons and forks, of base metal; parts thereof of base metal	**99697**	**824**	**126137**	**1031**
158202 Hands saws, blades saws etc.	19	0	13	0
158203 Files, rasps, pliers, etc.			45	0

Import payments by countries /commodities Table-3.2 (Contd.)
(Four digit level HS code)

(First two digit section, second two digit chapter and last two digit indicate four digit level commodities)

(Amount in thousand)

HS Code - Countries/Commodities	2024 - 2025		2025 - 2026	
	Amount (BDT)	Amount (USD)	Amount (BDT)	Amount (USD)
158204 Hand-operated spanners & wrenches	383	3	653	5
158205 Hand tools n.i.e	210	2	1389	11
158207 Interchangeable tools, for hand tools	84831	701	95796	783
158208 Knives & cutting blades	13311	111	27502	224
158211 Knives with cutting blades	898	7	594	5
158212 Razors and razor blades	4	0		
158214 Other articles of cutlery	41	0		
158215 Spoons, forks, ladles, skimmers etc.			146	1
158300 Miscellaneous articles of base metal	**13675**	**114**	**12131**	**99**
158301 Padlocks & locks, of base metal	261	2	6524	53
158302 Base metal mountings,fittings & articles etc.	7246	60	1347	11
158305 Fittings for loose-leaf binders, letter clips etc.	303	2	120	1
158307 Flexible tubing of base metal	5664	47	3668	30
158311 Wire, rods, tubes plates, of base metal	201	2	473	4
160000 Machinery & mechanical appliances; electrical equipment;			**2114**	**17**
168500 Electrical machinery and equipment and parts			**2114**	**17**
168526 Radar apts,radio remote,etc apts			2114	17
160000 Machinery and mechanical appliances; electrical equipment; parts thereof; soundrecorders and reproducers, television image and soundrecorders and reproducers; and parts and accessories of such articles	**6305015**	**52176**	**6672573**	**54553**
168400 Nuclear reactors, boilers, machinery and mechanical appliances; parts thereof	**3058649**	**25311**	**3111272**	**25443**
168402 Steam /other vapour generating boilers	397540	3280	300173	2455
168404 Auxiliary plant for use with boilers	1731	14	3576	29
168405 Producer gas/water gas generators	8875	74	2428	20
168407 Spark-ignition/rot piston engines	71417	593		
168408 Compression-ignition piston engin	4323	36		
168409 Parts spark-ignition pistn engin	88200	729	38605	316
168411 Turbo-jet turbo-propellers etc.	112406	923	303885	2485
168412 Other engines and motors	5406	45	17731	145
168413 Pumps for liquids	119378	989	85630	700
168414 Air/vacum pumps, gas compressors & fans	134235	1112	244932	2005
168415 Air conditioning machines	14470	120		
168416 Furnace burners for liquid fuel,etc.	8312	68	12076	99
168417 Industrial/lab furmaces & oven etc.			842	7
168418 Refrigerators,freezers & othr	1668	14	1805	15
168419 Machinery, plant/ lab equipments etc.	174242	1445	57020	465
168420 Calendering/other roling machines	1832	15	297	2
168421 Centrifuges, filtering machinery rtc.	228094	1881	278483	2275
168422 Dish washing machines, etc.	141	1	14561	119
168423 Weighing machinery, etc.	1570	13	2276	19
168424 Mechanical appliances & the like	487956	4047	733303	5998
168425 Pulley tackle & hoists etc.	289	2		
168427 Fork-lift truks;	8641	71	1121	9

Import payments by countries /commodities Table-3.2 (Contd.)
(Four digit level HS code)

(First two digit section, second two digit chapter and last two digit indicate four digit level commodities)

(Amount in thousand)

HS Code - Countries/Commodities	2024 - 2025		2025 - 2026	
	Amount (BDT)	Amount (USD)	Amount (BDT)	Amount (USD)
168428 Other Lifting, handling, etc.machinery	98205	827		
168429 Self-propelled bulldozers, angle dozers etc.	25385	212		
168430 Other moving, grading, levelng etc. mach.			72	1
168431 Parts suitable of machinery	497	4	2371	19
168432 Agricultural, horticultural machinery			1581	13
168433 Harvesting or threshing machinery	22981	191	5729	47
168434 Milking mach & dairy machinery	485	4	2358	19
168436 Other agri, horti, poltry-kep machinery	91305	748		
168437 Machines cleaning, sorting/grading seed etc.			634	5
168438 Machinery n.i.e	9588	79	4382	36
168439 Machinery making pulp/paper/board			3336	27
168440 Book-binding machinery			15	0
168441 Other machinery making pulp/paper/board	6865	57	42834	349
168442 Machinery,apparatus,& equpment	2516	21	5642	46
168443 Printing machinery	44704	370	50443	412
168444 Machine extruding, drawing etc.	549	5	82	1
168445 Machine preparing txtile fibres	10263	86		
168446 Weaving machines(looms)			40364	331
168448 Auxiliary mach for extrd, drw mch etc.	18648	153	7449	61
168450 Household/laundry-type washing mach	434	4	30	0
168451 Machinery for washing, cleaning etc.	52226	433	40323	330
168452 Sewing machines, n/book sewng mach	15599	129	7433	61
168455 Metal rollng mills and rolls thereof			38446	315
168456 Machine-tools for working any material by removal of material,by laser or other light or photon beam,ultra-sonic,electro-discharge,electro-chemical,electron beam or plasmaarc process;water-jet cutting machines	4093	35	1185	10
168456 Machine-tools for working material	3981	33		
168458 Lathes for removing metal	41645	344	4769	39
168460 Machine-tools deburring, sharpening etc.			2003	16
168462 Machine-tools forging, hammering etc.			6085	50
168465 Machine-tools working stapling, wood, etc.	2201	18		
168466 Parts & accessories for machine-tools	35071	289	46906	383
168467 Tools for working in the hand etc.	2436	21	799	7
168468 Machine for soldering, brazing etc.			52	0
168470 Calculating machines etc	17	0		
168471 Automatic data processing machines etc.	2509	21	12096	99
168472 Other office machines	13008	108	1501	12
168473 Parts & accessories of office machineries	231	2	2873	23
168474 Machinery washing, crushing etc.	4361	36	53436	438
168477 Machinery for working rubber/plastics	2480	21	261	2
168478 Machinery preparng/making up tobaco	57584	476	100864	824
168479 Mechanical appl indivial func. n.i.e	53641	444	82301	671
168480 Moulding boxes for metal foundry etc.	1262	10	307	3
168481 Taps, cocks, valves & similar etc.	216327	1787	218011	1784

Import payments by countries /commodities Table-3.2 (Contd.)
(Four digit level HS code)

(First two digit section, second two digit chapter and last two digit indicate four digit level commodities)

(Amount in thousand)

HS Code - Countries/Commodities	2024 - 2025		2025 - 2026	
	Amount (BDT)	Amount (USD)	Amount (BDT)	Amount (USD)
168482 Ball/ roller bearings	6917	58	14344	117
168483 Transmission shafts, crank, bearing etc.	36169	301	121928	998
168484 Gaskets & similar joints of metal sheeting etc.	7341	61	19802	162
168487 Machinery parts,not cont. elect. connectors	296401	2454	69481	568
168500 Electrical machinery and equipment and parts thereof; sound recorders and reproducers, television imageand sound recorders and reproducers and parts and accessories of such articles	**3246366**	**26865**	**3561301**	**29110**
168501 Electric motors and generator	17427	145	37889	310
168502 Electric generating sets, rotary converters	2646544	21883	2644834	21616
168503 Parts electric motor,gen. Set	76160	627	27821	228
168504 Electric transformer, inductors etc.	51734	427	51904	425
168505 Electro-magnets;and articles	2029	17	7193	59
168506 Primary cels & primary baterie			18	0
168507 Electric accumulator;	4115	34	1424	12
168508 Vcuum cleaners	134	1	1417	12
168509 Eletro-mechanical domestic appliances	217	2	122	1
168511 Electrical ignition equipment, etc.	47645	399	43889	359
168512 Electrical lighting/signaling equipment,etc	23	0	621	5
168514 Industrial/lab electric furnaces, ovens, etc.	335	3	8756	72
168515 Electric laser/photon beam , etc.	2837	23	1856	15
168516 Electric storage water heater, etc.	1294	11	1684	14
168517 Telephone sets , other apparatus etc.	6694	55	152120	1243
168518 Microphones & stands therefor;	1660	14	54479	446
168523 Discs, tapes, smart cards etc.	83387	702	64261	525
168525 Transmission appart radio-tel, etc.	12297	101	13025	107
168526 Radar apts,radio remote,etc apts	4132	34		
168527 Reception apts for radio broadcasting			3384	28
168528 Monitors and projectors etc.	5044	41	53378	436
168528 Monitors and projectors,not incorporating television reception apparatus;reception apparatus for television,whether or not incorporating radio broadcast receivers or sound or videorecording or reproducing apparatus	133	1	700	6
168529 Parts,trans,reception etc.,apts	3385	28	2037	17
168530 Electrical signaling, traffic control equp etc.	1867	16	317	3
168531 Electrical sound/visual sig apts	149832	1241	201920	1651
168532 Electrical capacitors, fixed,variable etc.	940	8	783	6
168533 Electrical resistors, not heating	2446	20	171	1
168534 Printed circuits	1494	12	5478	45
168535 Electrical apts for switching > 1000 volts	3394	28	3768	31
168536 Electrical apparatus for switching or protecting electrical circuits,or for making connections to or in electrical circuits for a voltage notexceeding 1,000 volts; connectors for optical fibres,optical fibres,optical fibre bundles or cables	2605	22	3036	25
168536 Electrical apts for switching 1000 volts	9886	81	8956	73
168537 Boards, panels, consols, etc.	9493	78	52627	430

Import payments by countries /commodities Table-3.2 (Contd.)
(Four digit level HS code)

(First two digit section, second two digit chapter and last two digit indicate four digit level commodities)

(Amount in thousand)

HS Code - Countries/Commodities	2024 - 2025		2025 - 2026	
	Amount (BDT)	Amount (USD)	Amount (BDT)	Amount (USD)
168538 Parts: of electrical switching,apts.	23397	195	21464	175
168539 Electric filament or discharge lamos, including sealed beam lamp units and ultra-violet or infra-red lamps; arc-lamps;light -emitting diode (LED) lamps.			11	0
168539 Electric filament/discharge lamps	7885	65	8654	71
168540 Thermionic,cold cathode valves etc.	10840	90	10591	87
168541 Diodes, transistors, semi-conductor etc.	476	4	642	5
168542 Electronic, integrated circuits	1120	9	6670	54
168543 Electrical machines & apts. n.i.e.	39489	329	8441	69
168544 Insulatd wire, cable etc.	13969	116	21254	174
168545 Carbon electrodes, carbon brushes etc.	8	0	1973	16
168546 Electrical insulators any metarial			18	0
168547 Insulating fitting for electrical machines			31716	260
170000 Vehicales, Aircraft, Vessels and Associated Transport Equipment	**713122**	**5934**	**1677466**	**13682**
178600 Railway or tramway locomotives, rollingstock and parts thereof; railway or tramway track fixtures and fittings and parts thereof; mechanical (including electromechanical) trafficsignalling equipment of all kinds	**524**	**4**		
178609 Containers for carriage	524	4		
178700 Vehicles other than railway or tramway rollingstock, and parts and accessories thereof	**633357**	**5271**	**378557**	**3096**
178701 Tractors(other than tractors of heading 87.09)	89565	732	40628	331
178703 Motor car, other motor vehicles	15820	132		
178703 Motor cars and other motor vehicles principally designed for the transport of the persons(other than those of heading No. 87.02) including station wagons and racing cars	507120	4234	331521	2713
178705 Special purpose motor vehicles			122	1
178708 Parts,accessories, motor vehicles	20699	172	6285	51
178714 Parts,accessories, of motorcycle/bicycles	153	1		
178800 Aircraft, spacecraft and parts thereof	**79241**	**659**	**72057**	**591**
178802 Other aircraft, helicopters etc.			45069	370
178804 Parachutes,rotochutes & parts			17229	142
178805 Aircraft launching gear,etc			3849	32
178806 Unmanned aircraft:			2431	20
178807 Parts of goods heading 88.01, 88.02 or 88.06	79241	659	3479	29
178900 Ships, boats and floating structures			**1226852**	**9994**
178905 Light-vessels,fire-float etc.			1226852	9994
180000 Optical, Photographic, Cinematographic, Measuring, Checking, Precision, Medical Orsurgical Instruments and Apparatus; Clocks and Watches; Musical Instruments; Parts and Accessories Thereof	**1186814**	**9822**	**822954**	**6729**
189000 Optical, photographic, cinematographic, measuring, checking, precision, medical orsurgical instruments and apparatus; parts and accessories thereof	**1186814**	**9822**	**820543**	**6709**
189001 Optical fibres etc	619	5	909	7

Import payments by countries /commodities Table-3.2 (Contd.)
(Four digit level HS code)

(First two digit section, second two digit chapter and last two digit indicate four digit level commodities)

(Amount in thousand)

HS Code - Countries/Commodities	2024 - 2025		2025 - 2026	
	Amount (BDT)	Amount (USD)	Amount (BDT)	Amount (USD)
189002 Lenses, prisims, mirrors etc.	583	5	7128	58
189005 Binoculars, monoculars, telescopes etc.			2340	19
189007 Cinematographic camras, projector etc.			235	2
189008 Image projector, etc.			487	4
189011 Compound optical microscopes			7265	59
189012 Microscopes excl opt micros	50651	412	5679	47
189013 Liquid crystal devices	562	5	8273	68
189014 Direction finding compasses	3682	30		
189015 Surveying, hydrographic etc.	6242	51	6268	51
189016 Balances of a sensitivity of 5cg	1130	9	360	3
189017 Drawing, marking-out etc. inst.			6	0
189018 Instruments in medical,surgical, etc.	196908	1626	72275	591
189019 Mechano-therapy,etc,appliances	35964	297	748	6
189020 Other breathing appliance,gas masks	26667	221	7087	58
189021 Orthopaedic,appliances etc.	54359	448	21993	180
189022 Appratus based on x-ray,alpha, etc.	19832	163	796	7
189023 Instruments demonstrationl purposes	10775	88	9409	77
189024 Machines, hardness,strength test etc.	319318	2653	302039	2471
189025 Hydrometers,thermometers etc.	15298	127	11747	96
189026 Instruments, checking flow,level etc.	51132	421	49462	404
189027 Instruments, physical, chemical analysis etc.	277922	2304	185005	1512
189029 Revolution counters,taximeters etc.	863	7	2178	18
189030 Oscilloscopes, spectrum analysers etc.,	8728	72	23222	190
189031 Measuring/checking instrument	69290	576	58859	481
189032 Automatic regulating instru	13811	114	9588	79
189033 Parts & accessories n.i.s	22477	187	27186	222
189100 Clocks and watches and parts thereof			**2411**	**20**
189105 Other clocks			2411	20
180000 Optical, photographic, clocks, musical instruments etc.	**924**	**8**	**1083**	**9**
189000 Optical, photographic, etc.	**924**	**8**	**1083**	**9**
189013 Liquid crystal devices	107	1	1083	9
189014 Direction finding compasses	817	7		
190000 Arms and Ammunition; Parts and Accessories Thereof	**593906**	**4863**		
199300 Arms and ammunition; parts and accessories thereof	**593906**	**4863**		
199303 Other firearms and similar devices	593136	4857		
199305 Parts of military weapons, revolver,etc	770	6		
200000 Miscellaneous Manufactured Articles	**145111**	**1205**	**186506**	**1523**
209400 Furniture; bedding, mattresses, mattress supports, cushions and similar stuffed furnishings; lamps and light fittings, not elsewhere specified or included; illuminated signs, illuminatednameplates and the like; prefabricated buildings	**6128**	**51**	**17378**	**142**
209401 Seats and parts	3103	25	10217	84
209402 Medical, surgical, dental furniture			430	4

Import payments by countries /commodities Table-3.2 (Contd.)
(Four digit level HS code)

(First two digit section, second two digit chapter and last two digit indicate four digit level commodities)

(Amount in thousand)

HS Code - Countries/Commodities	2024 - 2025		2025 - 2026	
	Amount (BDT)	Amount (USD)	Amount (BDT)	Amount (USD)
209403 Other furniture & parts	2521	21	1424	12
209405 Lamps and lighting fittings & parts	503	4	5170	42
209406 Prefabricated buildings			138	1
209500 Toys, games and sports requisites; parts and accessories thereof	**8078**	**67**	**59492**	**485**
209503 Tricycles, scooters, pedal cars etc.	472	4		
209504 Video game, billiards etc.	2230	19	1607	13
209505 Festive,carnival & articles	59	0		
209506 Articlese for gymnastics, sports etc.	5318	44	3456	28
209508 Travelling circuses and Travelling menageries			54429	443
209600 Miscellaneous manufactured articles	**130905**	**1087**	**109636**	**896**
209603 Brooms, brushes, etc.	4	0	742	6
209604 Hand sieves and hand riddles	478	4	1812	15
209606 Buttons, press/snap-fasteners, etc	1195	10	2112	17
209607 Slide fasteners and parts	1136	9		
209608 Ball point pens & markers	55	0	0	0
209611 Date,sealing/stamps, etc.	200	2		
209612 Typewriter ribbons,inked, etc.	114876	953	100556	822
209616 Scent/toilet sprays, etc	48	0		
209618 Tailors dummies & others	1769	15	3452	28
209619 Sanitary towels , napkins etc.	11143	93	961	8
210000 Works of Art, Collectors Pieces and Antiques	**6909**	**56**		
219700 Works of art, collectors' pieces and antiques	**6909**	**56**		
219701 Paintings, drawings etc.	6909	56		
United States of America (USA)	**328234326**	**2716006**	**439798689**	**3594447**
010000 Live Animals and Animal Products	**2825428**	**23416**	**2461217**	**20109**
010100 Live animals	**674592**	**5599**	**151316**	**1239**
010103 Live swine	15839	134		
010105 Live poultry	658753	5464	151316	1239
010300 Fish and crustaceans, molluscs and other aquatic invertebrates	**14545**	**123**	**64**	**1**
010301 Live fish	121	1		
010303 Fish frozen excld. fish fillet			11	0
010305 Fish,dried,salted or in brine	14343	121		
010307 Molluscs,live chil /fzn /dry etc.	80	1	52	0
010400 Dairy produce; bird's eggs; natural honey; Edible products of animal origin, not elsewhere specified or included.	**350932**	**2956**	**664075**	**5421**
010401 Milk & cream, not containing sugar	182	2		
010402 Milk & cream, containing sugar	349380	2943	663182	5414
010403 Buttermilk, curdled milk & cream, yogurt etc.	460	4	283	2
010405 Butter , dairy spreads	54	0	49	0
010406 Cheese and curd	572	5	332	3
010409 Natural honey	284	2	229	2
010500 Products of animal origin, not elsewhere specified orincluded	**1785359**	**14738**	**1645763**	**13448**

Import payments by countries /commodities Table-3.2 (Contd.)
(Four digit level HS code)

(First two digit section, second two digit chapter and last two digit indicate four digit level commodities)

(Amount in thousand)

HS Code - Countries/Commodities	2024 - 2025		2025 - 2026	
	Amount (BDT)	Amount (USD)	Amount (BDT)	Amount (USD)
010505 Skin & other parts of birds	1594024	13159	1434230	11719
010511 Animal products, nes	191335	1579	211533	1729
020000 Vegetable Products	**45763563**	**377873**	**88510886**	**723660**
020700 Edible vegetable and certain roots and tubers	**2541324**	**21221**		
020713 Dried leguminous vegt.,shelled	2541324	21221		
020800 Edible fruit nuts; peel of citrus fruit or melons	**1364112**	**11264**	**1148795**	**9391**
020802 Other nuts, fresh/dried	1336137	11034	1117088	9132
020804 Dates figs pinapples etc., fresh/dried	15579	128	8575	70
020805 Citrus fruits, fresh or dried	7649	64	22253	181
020806 Grapes, fresh or dried	3171	26		
020808 Apples,pears & quinces, fresh	1331	11		
020809 Apricots, cherries, peachs, plums,fresh	211	2		
020813 Fruit,dried other not coconut etc.	34	0	880	7
020900 Coffee, tea, mate and spices	**24341**	**206**	**1140**	**9**
020901 Cofee, not roastd or roasted	206	2	420	3
020902 Tea			721	6
020903 Mate	4947	41		
020908 Nutmeg,mace and cardamoms	19186	163		
020910 Ginger saffron,turmric & other spices	2	0		
021000 Cereals	**375303**	**3156**	**24141095**	**197166**
021001 Wheat and meslin	314675	2650	23035646	188128
021004 Oats			3278	27
021005 Maize (corn)	55529	463	1102171	9012
021008 Buckwheat,millet & canary seeds	5100	42		
021100 Products of the milling industry; Malt; Starces; Inulin; Eheat gluten	**186**	**2**	**1298**	**11**
021106 Flour, meal, powder of dry legum veg	157	1	148	1
021108 Starches ; inulin	29	0	1151	9
021200 Oil seeds and oleaginous fruits; miscellaneous grains; seeds and fruit; industrial or medicinal plants; straw and fodder	**41392539**	**341479**	**63160274**	**516607**
021201 Soya bean,whether/ not broken	41186769	339767	62923545	514666
021209 Seed,fruit & spores for sowing	205770	1712	236730	1940
021300 Lac; Gums, Resins and other vegetable saps and extracts	**65757**	**546**	**58283**	**476**
021302 Vegetable saps and extracts;	65757	546	58283	476
030000 Animal or vegetable fats and oils and their cleavage products; prepared edible fats; animal or vegetable waxes	**438145**	**3640**	**41972**	**342**
031500 Animal or vegetable fats and oils and their cleavage products; prepared edible fats; animal or vegetable waxes	**438145**	**3640**	**41972**	**342**
031507 Soya-bean oils & its fractons, not refined	206371	1738	1143	9
031508 Groundnut oils & its fractons, not refined			414	3
031509 Olive oils & its fractons, not refined			266	2
031511 Palm oils & its fractons, not refined	217286	1781		
031512 Sunflower,safflower/cotton seed oil, not refined			245	2

Import payments by countries /commodities Table-3.2 (Contd.)
(Four digit level HS code)

(First two digit section, second two digit chapter and last two digit indicate four digit level commodities)

(Amount in thousand)

HS Code - Countries/Commodities	2024 - 2025		2025 - 2026	
	Amount (BDT)	Amount (USD)	Amount (BDT)	Amount (USD)
031513 Coconut, palm kernel oils, not refined			36943	301
031514 Rape,colza/mustard oil, not refined	104	1		
031515 Other fixed vegetable fats & oils, not refined	12935	108	2163	18
031516 Animal/vegetable fats & oils, not refined	1174	10	764	6
031518 Animal/veg. fats & oils, boiled, oxidised etc.	88	1	34	0
031521 Vegetable waxes & beewaxes etc.,not refined	186	2		
040000 Prepared foodstuffs; Beverages, Spirits and vineger; Tobacco and manufactured tobacco substitues	**9883396**	**81647**	**12632698**	**103281**
041600 Preparations of meat, of fish or of crustaceans, molluscs or other aquatic invertebrates	**116**	**1**		
041604 Prepared fish; caviar prepd. from fish eggs	116	1		
041700 Sugars and sugar confectionery	**116151**	**963**	**128290**	**1048**
041701 Cane or beet sugar,in solid form	474	4	20	0
041702 Other sugar incl. lactos glucos	107129	886	128270	1048
041703 Molasses from extr/refining sugr	8483	72		
041704 Sugar confctionry, not containing cocoa	65	1		
041800 Cocoa and cocoa preparations	**5787**	**48**	**4441**	**36**
041804 Cocoa butter,fat and oil.			140	1
041806 Chocolate/food prep. Contain. Cocoa	5787	48	4301	35
041900 Preparations of cereals, flour, starch or milk; pastry cooks' products	**4643**	**39**	**4630**	**38**
041901 Malt extract;	341	3	1236	10
041902 Pasta whether or not cooked	137	1	75	1
041904 Prepared foods obtained,cereal products,	2602	22	1822	15
041905 Bread,pastry,cakes,biscuits etc.	1563	13	1497	12
042000 Preparations of vegetables, fruit, nuts or other parts of plants	**28238**	**235**	**15723**	**128**
042001 Vegetibles,fruit,nut & other edible part of plants	384	3	253	2
042002 Tomatoes prep/presrv n/vinegar	501	4		
042005 Other Veg. prep/presrv., not frozen	14953	125	10323	84
042007 Jams,fruit jellies etc.	353	3	296	2
042008 Fruit & nuts etc.,	3671	30	2109	17
042009 Frut & vegetable juices	8377	70	2742	22
042100 Miscellaneous edible preparations	**243791**	**2017**	**200980**	**1645**
042101 Extracts,essences of coffee,tea etc.	2166	18	59	0
042102 Yeast; baking powder	37504	311	18671	153
042103 Sauces and preparations thereof	46520	383	13777	113
042104 Soups & broths preparations thereof			41	0
042106 Food preparations n.e.s	157601	1304	168432	1378
042200 Beverages, spirits and vinegar	**54711**	**451**	**30574**	**250**
042201 Mineral & aerated waters,not add. Sug.			201	2
042202 Mineral & areated waters add. Sug	2595	21	275	2
042203 Beer made from malt	347	3		
042204 Wine of fresh grapes			4119	34
042207 Undenaturd ethyl alcohol vol. 80%+	26404	216		
042208 Undenaturd ethyl alcohol vol. 0%	16062	134	7367	60

Import payments by countries /commodities Table-3.2 (Contd.)
(Four digit level HS code)

(First two digit section, second two digit chapter and last two digit indicate four digit level commodities)

(Amount in thousand)

HS Code - Countries/Commodities	2024 - 2025		2025 - 2026	
	Amount (BDT)	Amount (USD)	Amount (BDT)	Amount (USD)
042209 Vinegar& subst from acitic acid	9303	77	18613	152
042300 Residues and waste from the food industries; Prepared animal fodder	**9276868**	**76609**	**12248060**	**100135**
042303 Residues of strach manufacture	4089633	33990	2994609	24456
042304 Oil-cake & other , soya-bean oil	4319236	35431	7980541	65269
042306 Oilcake ,not soya-bean / ground-nut oil	24421	202		
042309 Preparations of a kind used in animal feeding	843578	6986	1272910	10411
042400 Tobacco and manufactured tobacco substitutes	**153092**	**1285**		
042401 Unmanufactured tobacco; tobacco refuse	150536	1264		
042404 Products containing tobacco, reconstituted tobacco, nicotine, or tobacco or nicotin …	2556	21		
050000 Mineral Products	**94174856**	**778529**	**195151597**	**1594335**
052500 Salt; sulphur; earths and stone; plastering materials, lime and cement	**43356**	**360**	**263466**	**2150**
052501 Salt and pure sodium chloride	564	5	5029	41
052504 Natural graphite	745	6	771	6
052505 Natural sand of all kinds	1403	12		
052506 Quartz other than natural sands			2348	19
052507 Kaolin and other kaolinic clays, whether or not calcined			7339	60
052507 Kaolin and other kaolinic clays;	29222	243	4264	35
052508 Other clays;	11422	95	1979	16
052513 Pumice stone, emery etc.			701	6
052517 Pebble, gravel, broken or crushd stone			15159	124
052523 Portland cement			225876	1842
052600 Ores, slag and ash	**936**	**8**		
052605 Cobalt ores and concentrates	936	8		
052700 Mineral fuels, mineral oilsand products of their distillation bituminous substances; mineral waxes	**94130564**	**778161**	**194888131**	**1592186**
052701 Coal;briquettes ovoid etc.			411153	3377
052707 Oils & other products of coal tar	632	5	428	4
052710 Petroleum oils and oils obtained from bituminous minerals,other than crude; preparations not elsewherespecified or included,containing by weight 70% or more of petroleum oils or of oils obtained from bituminous minerals,these oils being the basic constituents of the preparation;waste oils	19691	164	9948	81
052710 Petroleum oils, refined	248061	2046	23948947	195089
052711 Petroleum gases & other gaseous hydrocarbons	93851344	775856	170508503	1393560
052712 Petroleum jely;paraffin wax,etc	9163	76	7763	63
052714 Bitumen and asphalt, etc.	1672	14	1389	11
060000 Products of the Chemical or Allied Industries	**15647316**	**129046**	**13128659**	**107306**
062800 Inorganic chemicals; organic or inorganic compounds of precious metals, of rare-earth metals, of radioactive elements or of isotopes	**1724997**	**14278**	**1624792**	**13290**
062803 Carbon	9390	77	5677	46
062804 Hydrogen, rare gases etc.	1250	10	2120	17
062805 Alkali, rare earth metals, mercury etc.			1367	11

Import payments by countries /commodities Table-3.2 (Contd.)
(Four digit level HS code)

(First two digit section, second two digit chapter and last two digit indicate four digit level commodities)

(Amount in thousand)

HS Code - Countries/Commodities	2024 - 2025		2025 - 2026	
	Amount (BDT)	Amount (USD)	Amount (BDT)	Amount (USD)
062806 Hydrogen chloride, chlorosulphuric acid	14	0	71	1
062809 Diphosphorus pentaoxide; phosphoric acid			358	3
062810 Oxides of boron; boric acids	155059	1285	153436	1257
062811 Other inorganic acids, other inorganic oxygen	569	5	4709	38
062812 Halides & halide oxides of non-metals	204	2		
062814 Ammonia anhydrous or aqueous soln			44	0
062815 Sodium or potasium hydroxide	2815	24	298	2
062816 Hydroxide & peroxide magnesium	15945	133	8291	68
062817 Zinc oxide; zinc peroxide	1749	15		
062818 Artificial corundum, aluminium oxide/hydroxide	415943	3454	293759	2402
062820 Manganese oxides	213	2	209	2
062821 Iron oxide & hydroxide			2768	23
062822 Cobalt oxides & hydroxides	42	0	70	1
062823 Titanium oxides	2514	21		
062825 Hydrazine/hydroxylamine & salt etc.	25652	212	6442	53
062826 Fluorides,fluorosilicates,etc	6	0	4	0
062827 Chloride/bromide/iodides	9415	78	17768	145
062828 Hypochlorites chlorites	2924	25	233	2
062829 Chlorat & perchlorat, bromates, iodates etc.	12	0		
062831 Dithionites and sulphoxylates	113	1	149	1
062832 Sulphites; thiosulphates	17	0		
062833 Sulphate alums, peroxosulphate	62	1	9764	80
062834 Nitrites; nitrates	10	0		
062835 Phosphinates, phosphonates	25608	211	55737	456
062836 Carbonates; peroxocarbonates	675840	5577	734691	6006
062837 Cyanides,cyanide oxides	13	0		
062839 Silicates, commercial alkali metal silicates	26752	221	15988	131
062840 Borates; peroxoborates	277810	2300	289788	2372
062841 Salt of oxometalic or peroxometalic acids			44	0
062842 Other salt of inorganic acids/peroxoacids	65543	546		
062843 Colloidal precious metals, silver/gold compounds	108	1	1493	12
062844 Radioactive chemical elements/isotops	5976	50	8032	65
062845 Heavy water& other(Isotopes other than 28.44)			643	5
062846 Compounds inorganic/organic,etc.	7	0		
062847 Hydrogen peroxide not solidified urea	100	1	9372	77
062850 Hydrides,nitrides, azides, silicides,borides etc.	817	7	104	1
062852 Inorganic or organic compounds of mercury			77	1
062853 Phosphides, whether or not chemically defined, excluding ferrophosphorus;	2507	21	1287	10
062900 Organic chemicals	**689269**	**5722**	**1872289**	**15274**
062901 Acyclic hydrocarbons	9446	77	18059	147
062902 Cyclic hydrocarbons	27496	227	309	3
062903 Halogenated derivative of hydrocarbons	31863	266	56834	465

Import payments by countries /commodities Table-3.2 (Contd.)
(Four digit level HS code)

(First two digit section, second two digit chapter and last two digit indicate four digit level commodities)

(Amount in thousand)

HS Code - Countries/Commodities	2024 - 2025		2025 - 2026	
	Amount (BDT)	Amount (USD)	Amount (BDT)	Amount (USD)
062904 Sulphonated nitrated or nitrosated	431	4		
062905 Acyclic alcohol/halogn sulpho,etc	90696	756	1276357	10403
062906 Cyclic alcohol	8	0		
062907 Phenols;phenol-alcohols	24699	203	576	5
062908 Halogenated, sulphonated etc.	25	0		
062909 Ether,ether alcohols, etc.	47158	391	22271	182
062912 Aldehydes	25	0		
062914 Ketone & quinon etc.	44	0	157	1
062915 Saturated acyclice,monocarboxilic acid etc.	128219	1065	105412	861
062916 Unsaturated acyclic monocarboxylic acid etc.	54712	452	77039	629
062917 Polycarboxylic acids	1579	13	583	5
062918 Carboxylic acids	19915	167	18531	152
062921 Amine function compounds	39	0	121	1
062922 Oxygen-function amino-compound	10225	86	16948	139
062923 Qaternary ammonium salts etc.	59479	497	25650	210
062924 Carboxyamide amide- func. Comp.	332	3	2547	21
062927 Diazo, azo or azoxy-compounds	29	0		
062928 Organic derivative of hydrazine	12	0		
062930 Organo-sulphur compounds	6501	53	446	4
062931 Other, organo-inorganic comp.	11710	97	6021	49
062932 Heterocyclic compound w/oxygen	5812	48	17112	140
062933 Heterocyclic comp w/nitrogen	50441	416	111093	909
062934 Nucleic acids & their salts;	9540	78	9494	78
062935 Sulphonamidcs	504	4		
062936 Provitamins & vitamins etc.	7812	65	9001	73
062937 Hormones, prostaglandins etc.	59690	495	11632	96
062939 Vegetable alkaloids, & their salts;	14087	119	72508	591
062940 Sugars , oter than sucrose etc.	1418	12	131	1
062941 Antibiotics	15087	124	13456	110
062942 Other organic compounds	237	2		
063000 Pharmaceutical products	**2875930**	**23770**	**2530197**	**20690**
063001 Glands and other organs	232873	1916	270842	2214
063002 Humn & animal blood	2034320	16813	1583318	12943
063003 Medicament consist. two or more mixed,for therapeutic use	3541	30	97440	796
063004 Medicament consist. mixed/unmixed,for therapeutic use	512823	4245	505224	4138
063005 Wadding ,gauze,bandages etc.	748	6	7213	59
063006 Pharmaceutical goods	91625	760	66160	541
063100 Fertilisers	**11651**	**97**		
063104 Mineralor chemical fertilzers, potassic	11651	97		
063200 Tanning or dyeing extracts; Tannins and their derivatives; Dyes, pigments and other colouring matter; Paints and varnishes; Putty and other mastics; Inks	**616066**	**5089**	**583191**	**4768**
063203 Colorng mater veg/ animl origin	3429	28	1050	9
063204 Synthetic organic colouring matter	51888	428	56669	463

Import payments by countries /commodities Table-3.2 (Contd.)
(Four digit level HS code)

(First two digit section, second two digit chapter and last two digit indicate four digit level commodities)

(Amount in thousand)

HS Code - Countries/Commodities	2024 - 2025		2025 - 2026	
	Amount (BDT)	Amount (USD)	Amount (BDT)	Amount (USD)
063205 Colour lakes	31002	259	17969	147
063206 Other Colouring matter;	320612	2644	320831	2624
063207 Prepared pigments, opacifiers etc.	178	1	1449	12
063208 Paints and varnishes;	87843	723	130606	1066
063209 Other paints and varnishes ;	433	4	1340	11
063211 Prepared driers	133	1	963	8
063212 Pigments dispersed in non-aqueous	9634	80	15160	124
063214 Glaziers putty,grafting putty etc.	2586	21	2893	24
063215 Printing ink, writing draw/other ink	108329	899	34261	281
063300 Essential oils & resinoids; Perfum, cosmetic or toilet preperations	**747232**	**6167**	**1818967**	**14876**
063301 Essential oils	11804	98	7981	66
063302 Mix of odoriferous substancees	720474	5946	1789567	14635
063303 Perfumes and toilet waters	3562	29	3003	24
063304 Beauty/make-up/skin preparatin	4942	41	13529	111
063305 Preparations for use on the hair	2857	24	2006	16
063306 Preparations for oral/dental hygiene	2626	22	350	3
063307 Pre-shave,shaving/after-shave	967	8	2531	21
063400 Soap, organic surf-active agents, lubricating etc.	**301432**	**2488**	**328602**	**2687**
063401 Soap;organic surfac-active prodts & preparations	22235	184	10377	85
063402 Organic surfac-active agents	151414	1252	197730	1617
063403 Lubricat preparations etc.	111954	923	107958	883
063404 Artificial wax & prepared wax	13653	112	11072	90
063405 Polish and cream for footwear, furniture etc.	2059	17	1466	12
063406 Candles,tapers and the like	117	1		
063500 Albuminoidal substances; modified starches, glues, enzymes	**734629**	**6082**	**648154**	**5301**
063501 Casein ,caseinates, casein derivatives	751	6	1148	9
063502 Albumin, albuminate, albumin derivatives	22993	188	105895	867
063503 Gelatin & derivatives , isinglass, glues			2356	19
063504 Peptones & derivatives, etc.	74777	625	33671	276
063505 Dextrins & other modified starches	178447	1480	138314	1131
063506 Prepared glues & other prep. adhesives	35827	296	40073	328
063507 Enzymes; prepared enzymes n.e.s	421833	3486	326697	2671
063600 Explosives; Pyrotechnic products; Matches; Pyrophoric alloys; certain combustible preperations	**5480097**	**44919**		
063606 Fero-cerium, pyrophoric alloys;	5480097	44919		
063700 Photographic or cinematographic goods	**239344**	**1984**	**251295**	**2056**
063701 Photographic plates & film flat etc.	222058	1841	222007	1816
063702 Photographic film in rolls	2362	19	2518	21
063707 Chemical prep. for photographic use	14923	124	26770	219
063800 Miscellaneous chemical products	**2226669**	**18449**	**3471171**	**28363**
063801 Artificial graphite, colloidal etc.	30448	253	40358	330
063802 Activated carbon, animal black etc.	13	0	247	2
063803 Tall oil, not refined.	3101	25		

Import payments by countries /commodities Table-3.2 (Contd.)
(Four digit level HS code)

(First two digit section, second two digit chapter and last two digit indicate four digit level commodities)

(Amount in thousand)

HS Code - Countries/Commodities	2024 - 2025		2025 - 2026	
	Amount (BDT)	Amount (USD)	Amount (BDT)	Amount (USD)
063804 Residual lyes from mfg of wood pulp	1220	10	5986	49
063805 Gum, wood/sulphate turpentine etc.	30569	252	34356	281
063808 Insecticides, rodenticides etc.	230926	1916	206730	1692
063809 Finishing agents,dye carriers etc.	40447	332	68089	557
063810 Pickling preparations for metal surfaces etc.	294	2		
063811 Anti-knock prep, oxidation inhibitors etc.	36294	301	75107	614
063812 Prepared rubber accelerators;	110	1		
063813 Prep & charges fire-extinguisher			1574	13
063814 Organic composites solvents & thinners	19585	162	7283	60
063815 Reaction initiator & accelerators	7013	58	939409	7665
063816 Refractory cements, mortars etc.			347	3
063817 Mixed alkylbenzenes and mixed alkylnaphthalenes,other than those of heading 27.07 or 29.02			497	4
063819 Hydraulic brake fluids	3878	32	1994	16
063820 Anti-freezing preparations	12848	106	5373	44
063821 Prepared culture media	136178	1128	139872	1144
063822 Diagnostic or laboratory reagents	1517410	12573	1723966	14095
063823 Industrial monocarboxylic fatty acids;	31246	260	51663	421
063824 Prepared binders for foundry moulds;	120736	1001	166592	1360
063826 Biodiesel and mixtures thereof			32	0
063827 Mixtures containing halogenated derivatives of methane, ethane or propane, nes or included	4355	36	1698	14
060000 Products of the chemical or allied industries	**358**	**3**	**137**	**1**
063400 Soap, organic surf-active agents, lubricating etc.	**358**	**3**	**137**	**1**
063402 Organic surfac-active agents	358	3	137	1
070000 Plastics & Rubber Articles Thereof	**6758675**	**55933**	**8140047**	**66544**
073900 Plastics and articles thereof	**6384933**	**52831**	**7693135**	**62890**
073901 Polymers of ethylene, in primary forms	2958766	24466	4132352	33784
073902 Polymers/ propylen/olefin in primary forms	47148	392	348547	2851
073903 Polymers of styrenein in primary forms	4668	39		
073904 Polymers of vinyl chloride etc. in primary	930	8		
073905 Polymers of vinyl acetate/ester in primary	588667	4873	569044	4655
073906 Acrylic polymers in primry forms	69473	574	129862	1061
073907 Polyacetals in primary forms	236624	1966	169281	1383
073909 Amino-resins, in primary forms	50564	424	12298	101
073909 Amino-resins, phenolic resins and polyurethanes, in primary forms	265694	2190	36479	299
073910 Silicons in primary forms	29654	246	79203	646
073911 Petroleum resins, in primary forms	13963	115	913	7
073912 Cellulose & chemical dertives in primary	761508	6320	749647	6126
073913 Natural polymers, in primary forms	92208	763	97995	799
073915 Waste,parings & scrap or plastic	73197	605	22357	182
073916 Monofilament , of plastics	605	5	127	1
073917 Tube, pipe & hoses etc of plastics	10981	91	19112	156
073918 Floor coverings of plastics	1372	11	19	0
073919 Self-adhesive, plates, sheets etc of plastics	407723	3376	339680	2778

Import payments by countries /commodities Table-3.2 (Contd.)
(Four digit level HS code)

(First two digit section, second two digit chapter and last two digit indicate four digit level commodities)

(Amount in thousand)

HS Code - Countries/Commodities	2024 - 2025		2025 - 2026	
	Amount (BDT)	Amount (USD)	Amount (BDT)	Amount (USD)
073920 Other plates,sheets,etc of plastic, non-cellular	286152	2368	187821	1537
073921 Other Plates, sheets etc. of plastics	59200	488	127711	1043
073922 Baths,shower-baths, wash-basin etc.	306	3	9640	79
073923 Artilces for the conveyance	12796	106	32858	269
073924 Tableware, kitchenware, of plastics	317	3	157	1
073925 Builders' wares of plastics n.e.s			55	0
073926 Other plastics & articles	412394	3399	627978	5129
073926 other articles of plastics and articles of other materials of heading Nos. 39.01 to 39.14	24	0		
074000 Rubber and articles thereof	**373742**	**3102**	**446912**	**3654**
074002 Synthetic rub/factice deriv from oil	25416	211	37291	305
074003 Reclaimed rub in primary form	824	7		
074005 Compound rubber, in primry form			272	2
074007 Vulcanised rubber thread & cord			12363	101
074008 Plates, sheets etc. of vulcan rubber	456	4		
074009 Tubes pipes & hoses etc.	3870	32	5446	45
074010 Conveyor/transmisions belts of rub	123435	1023	104762	857
074011 New pneumatic tyres, of rubber	3841	32	1521	12
074012 Retreaded/use pneumatic tyres			381	3
074014 Hygienic/pharmaceutical articles of rub	185	2	10363	85
074015 Articles of apparel & clothing accessories etc.	1789	15	2304	19
074016 Other articles of vulcanised rubber	213926	1777	272211	2226
080000 Raw Hides and Skins, Leather and Articles Thereof; Saddlery and Harness; Travel Goods, Handbags nad Similar Containers; Articles of Animal Gut	**77674**	**647**	**559101**	**4567**
084100 Raw hides and skins and leather	**39213**	**325**	**549125**	**4486**
084104 Tanned or crust hides & skins of bovine	11573	97	485935	3969
084107 Leather further prepared aft tann,of bovine			18252	149
084113 Leatrer fur prepared aft tann, other animals	16138	132	39155	320
084115 Composition leather with basis of leather fibre	11502	95	5782	47
084200 Articles of leather; saddlery and harness, travel goods, handbags and similar containers; articles of animal gut	**38462**	**322**	**9976**	**81**
084202 Trunks, suit-case, vanity-case etc.	671	6	1570	13
084203 Articles/ composition of leather	37758	316	8404	69
084205 Other articles/ composition of leather	33	0		
084206 Articles of gut not silk-worm gut			1	0
090000 Wood and Articles of Wood; Wood Charcoal; Cork and Articles of Cork; Manufactures of Straw, of Esparto or Other Plaiting Materials; Basketware & Wickerwork	**342662**	**2831**	**113267**	**929**
094400 Wood and articles of wood; wood charcoal	**342354**	**2828**	**112324**	**921**
094403 Wood in the rough	290654	2402	74361	610
094405 Wood wool; wood flour			4679	38
094407 Wood sawn/chipped lengthwise sliced etc.	16871	139	3976	33
094408 Sheets for veneering	34824	287		

Import payments by countries /commodities Table-3.2 (Contd.)
(Four digit level HS code)

(First two digit section, second two digit chapter and last two digit indicate four digit level commodities)

(Amount in thousand)

HS Code - Countries/Commodities	2024 - 2025		2025 - 2026	
	Amount (BDT)	Amount (USD)	Amount (BDT)	Amount (USD)
094418 Builders joinery & carpentry of wood			29307	240
094420 Wood marquetry & inlaid wood			1	0
094421 Other articles of wood	5	0		
094500 Cork and articles of cork	**307**	**3**	**943**	**8**
094501 Natural cork ,raw or simply prepared	307	3	943	8
100000 Pulp of wood or of other fibrous cellulosic material; recovered (waste and scrap) paper or paperboard; paper and paperboard and articles thereof	**6900365**	**57104**	**7390771**	**60447**
104700 Pulp of wood or of other fibrous cellulosic meterial; Recovered (Waste and scrap) paper or paperboard	**2852384**	**23592**	**3079738**	**25186**
104703 Chemical wood pulp, soda/sulphate	2846724	23544	3058986	25016
104707 Recovered paper/paperboard	5660	47	20752	170
104800 Paper and paperboard; articles of paper pulp, of paper or of paperboard	**4007947**	**33180**	**4280562**	**35012**
104801 Newsprint, in rolls or sheets	255997	2118	80619	661
104802 Uncoated paper and paper board	15846	130	25844	211
104803 Toilet or facial tissue stock, towel/napkin etc.	175	1	454	4
104804 Uncoated craft paper & paperboard	3621407	29978	4076109	33338
104805 Other uncoated paper/paprboard	23214	195	42691	349
104810 Paper and paperboard,coated	21157	175	2479	20
104811 Paper, paperboard, cellulose wadding etc.	22819	189	25912	212
104813 Cigarette paper not cut to size	1842	15		
104818 Toilet paper & similar paper etc.	1037	8		
104819 Cartons, boxes, cases, bags of paper	11636	97	204	2
104821 Paper/board labels of all kind	27326	226	15821	129
104821 Paper/board labels of all kind Whether or nor printed	377	3	51	0
104823 Other paper/board cellulose wadding etc.	5113	43	10379	85
104900 Printed books, newspapers, pictures etc.	**40034**	**333**	**30471**	**249**
104901 Printed book,brochures,leaflets etc.	15336	128	3216	26
104902 Newspapers,journals & periodicals	221	2	1649	13
104905 Maps & hydrographic of all kinds	65	1		
104906 Plans & drawing architectural etc.	1222	10	3077	25
104908 Transfers (decalcomanias)	20335	169	18588	151
104909 Printed or illustrated postcards	147	1		
104911 Other printed mattrer	2708	22	3941	32
110000 Textiles & Textile Articles	**32580944**	**269411**	**45306374**	**370229**
115100 Wool, fine or coarse animal hair; woven fabric	**8874**	**73**	**79036**	**645**
115101 Wool not carded or combed			190	2
115112 Woven fabrics combed wool/fine animal hair	8874	73	78846	643
115200 Cotton	**28350130**	**234507**	**43780690**	**357756**
115201 Cotton not carded or combed	28295811	234060	42927347	350790
115202 Cotton waste			69187	568
115203 Cotton carded or combed	5598	46	8757	72
115205 Cotton yarn , cont 85%+ weg cotton	38131	313	715580	5836

Import payments by countries /commodities Table-3.2 (Contd.)
(Four digit level HS code)

(First two digit section, second two digit chapter and last two digit indicate four digit level commodities)

(Amount in thousand)

HS Code - Countries/Commodities	2024 - 2025		2025 - 2026	
	Amount (BDT)	Amount (USD)	Amount (BDT)	Amount (USD)
115207 Cotton yarn other than sewing thread			4	0
115208 Woven fabrics of cotton ,>= weg 85%+ , 200g/m.sq.			3334	27
115209 Woven fabrics of cotton ,>= weg 85%+ , > 200g/m.sq.	5292	44	55271	454
115210 Woven fabrics of cotton ,> weg 85%+ , 200g/m.sq.			1071	9
115211 Woven fabrics of cotton ,> weg 85%+ , > 200g/m.sq.	5298	43	140	1
115300 Other vegetable textile fibres; paper yarn etc.			**614**	**5**
115302 True hemp raw/processed but not spun			503	4
115303 Jute & other textile fibres			111	1
115400 Man-made filaments	**95784**	**792**	**36859**	**302**
115401 Sewing thread of man-made filaments	131	1	140	1
115402 Synthetic filament yarn	36931	308	29976	246
115403 Artificial filment yarn	156	1		
115404 Synthetic monofilament			66	1
115407 Woven fabrics of synthetic filament yrn	58566	482	6677	55
115500 Man-made staple fibres	**3479812**	**28696**	**842765**	**6892**
115502 Artificial filament tow	3075100	25370	289575	2374
115503 Synthetic stable fibres, not carded, combed	282674	2318		
115504 Artificial staple fibres, not carded, combed	54132	444	20315	166
115505 Waste of man-made fibres			918	8
115506 Synthetic staple fibres, carded, combed	9022	74	7787	64
115508 Sewing thread man-made staple fibres	23	0		
115509 Yarn synthetic staple fibres	8873	74	459475	3750
115510 Yarn of artificial staple fibres			11	0
115512 Woven fabrics of synth stap fibres, cont > 85%			9285	76
115513 Woven fabrics of synth stap fibres, weg 170 g/m.sq.			101	1
115514 Woven fabrics of synth stap fibres, weg > 170 g/m.sq.			4234	35
115516 Woven fabrics artificial staple fibres	49988	415	51063	419
115600 Wadding, felt and nonwovens; special yarns etc.	**177524**	**1466**	**196815**	**1609**
115601 Wadding text mterials fibre & articles	54836	452	65681	537
115602 Felt, coated,covered/laminated	1682	14	542	4
115603 Nonwovens, coated,covered/laminated	91493	757	109920	899
115604 Rubber thread cord, textile covered,etc	5939	49	7033	57
115607 Twine, cordage, cbles etc.	8514	70	13575	111
115608 Knotted netting of twine, cordage etc	14300	117		
115609 Artificial yarn, strip, twine etc. n.e.s.	759	6	64	1
115700 Carpets and other textile floor coverings	**70**	**1**	**256**	**2**
115703 Carpets & other text floor coverings ,tuffed	70	1		
115705 Other carpets & other text floor coverings			256	2
115800 Special woven fabrics; tufted text. Fabrics; lace; tapestries; trimmings; embroidery	**28162**	**234**	**7462**	**61**
115801 Woven pile & chenille fabrics			254	2

Import payments by countries /commodities Table-3.2 (Contd.)
(Four digit level HS code)

(First two digit section, second two digit chapter and last two digit indicate four digit level commodities)

(Amount in thousand)

HS Code - Countries/Commodities	2024 - 2025		2025 - 2026	
	Amount (BDT)	Amount (USD)	Amount (BDT)	Amount (USD)
115804 Tulles & other net fabrics	1	0		
115806 Narrow woven fabrics	15946	133	1758	14
115807 Labeles, badges & similar articles text	12215	101	4721	39
115810 Embroidery in the piece, in strips			729	6
115900 Impregnated, coated, covered textile fabrics etc.	**365979**	**3025**	**258132**	**2110**
115902 Tyre cord fabrics	203759	1684	137242	1121
115903 Tex fabrics impregnated,coated etc	104329	861	89260	730
115906 Rubberised text fabrics	32093	265	11673	96
115907 Text fabrics otherwise impregnated, coated etc	17197	143	14341	117
115909 Text hosepiping & similr tex tubing	261	2	898	7
115910 Transmission/conveyor belts, of text mtrl	42	0	4426	36
115911 Text products & artcles	8297	69	293	2
116000 Knitted or crocheted fabrics	**42909**	**355**	**56468**	**462**
116001 Pile fabrics	38505	319	29257	239
116004 Knitted or crochetd fabrics, exd.30 cm	1829	15	21815	178
116005 Wrap knit fabrics			5103	42
116006 Other knitted or crochet fabrics	2575	21	294	2
116100 Articles of apparel & cloth accessories, knitted/crocheted	**7752**	**64**	**408**	**3**
116109 T-shirt singlets & other vests	745	6	30	0
116115 Panty, hose, tights, socks etc.	1745	15		
116117 Other made up clothing accessories	5262	43	378	3
116200 Articles of apparel & cloth accessories, not knitted/crocheted	**13776**	**113**	**30563**	**250**
116203 Men/boys suits, jakets etc	5332	44		
116209 Babies garments & clothing acesories	639	5	1056	9
116211 Track suits,ski-suits, swimwear etc	1066	9	1056	9
116215 Ties, bow ties and cravats			1354	11
116217 Other made up cloth acesor & parts of garmt	6739	56	27097	221
116300 Other made up textile articles; sets; worn clothing and worn textile articles; rags	**10171**	**85**	**16303**	**133**
116301 Blankets and traveling rugs			19	0
116303 Curtans & interior blinds etc	1726	14		
116306 Tarpaulins,tents, sails etc	8208	68		
116307 Other made up articles incl dress patterns	231	2	16285	133
116309 Worm clothing & other worm artcles	6	0		
120000 Footwear,Hradgear, Umbrellas, Sun Umbrellas, Walking Sticks, Seat-Sticks, Whips, Riding-Crops and Parts Thereof Etc	**31691**	**264**	**934**	**8**
126400 Footwear, gaiters and the like; parts of such articles	**2631**	**22**		
126401 Waterproof footwear	441	4		
126406 Parts of footwear	2189	18		
126500 Headgear and parts thereof	**29061**	**242**	**934**	**8**
126506 Other headgear, not lined	29061	242	930	8
126507 Head-bands, linings, covers etc			4	0

Import payments by countries /commodities Table-3.2 (Contd.)
(Four digit level HS code)

(First two digit section, second two digit chapter and last two digit indicate four digit level commodities)

(Amount in thousand)

HS Code - Countries/Commodities	2024 - 2025		2025 - 2026	
	Amount (BDT)	Amount (USD)	Amount (BDT)	Amount (USD)
130000 Articles of Stone, Plaster, Cement, Asbestos, Mica or Similar Materials; Ceramic Products; Glass and Glassware	**43176**	**357**	**66844**	**547**
136800 Articles of stone, plaster, asbestos, mica etc.	**11859**	**98**	**34077**	**278**
136802 Worked monumental buildg stone etc.	115	1		
136804 Millstone, grindstone, grinding wheel etc.	3726	31	4946	40
136805 Natural/art abrasive powder/grain	4872	40	2485	20
136806 Slag wool, rock wool etc.	877	7	221	2
136809 Articles plaster/compositions			5681	46
136812 Fabricated asbestos fibres			6983	57
136813 Friction material & articles			3068	25
136815 Articles of stone/other mineral lsubs	2269	19	10693	87
136900 Ceramic products	**1969**	**16**	**3340**	**27**
136902 Refractory bricks, blocks, tiles etc.			1386	11
136903 Other refractory ceramic goods	1506	13	996	8
136909 Ceramic wares for lab, chemical uses etc.	463	4	836	7
136910 Ceramic sinks, wash basins etc.			122	1
137000 Glass and glassware	**29348**	**242**	**29427**	**241**
137002 Glass in balls,rods, unworked			58	0
137004 Drawn glass, blown glas, etc.	9	0	45	0
137007 Safety glass, laminated glass, etc.	295	2		
137008 Mltiple-walled insulating units of glass	209	2		
137009 Glass mirrors, rear-view mirrors	1	0	408	3
137010 Carboys, bottles, flasks, jar etc.	2259	19	17008	139
137013 Glassware of table, kitchn, toilt etc.	3	0	165	1
137017 Lab,hygnic/pharmaceautical glassware	13718	114	10175	83
137018 Glass beads imitation pearls etc.	275	2	276	2
137019 Glass fibres & articles;	12314	101	1224	10
137020 Other articles of glass	267	2	67	1
140000 Natural or Cultured Pearls, Precious or Semiprecious	**48**	**0**	**149**	**1**
147100 Natural or Cultured Pearls, Precious or Semiprecious	**48**	**0**	**149**	**1**
147115 Other articles of precious metals			149	1
147117 Imitation jewellery	48	0		
150000 Base Metals & Articles of Base Metal	**78006013**	**647598**	**41513266**	**339544**
157200 Iron and Steel	**74339316**	**617490**	**40237399**	**329095**
157204 Ferrous waste & scrap	74185910	616216	40117653	328115
157208 Flat-rolled prodt, >= width 600 mm, hot-rolled	90	1	33155	271
157209 Flat-rolled prodt, >= width 600 mm, cold-rolled	39227	324	34236	280
157210 Flat-rolled prodt, >= width 600 mm, clad,plated	113504	945	48789	399
157211 Flat-rolled prodt, width 600 mm,not clad,plated			161	1
157215 Other bars & rods, cold formed, of iron	118	1		
157219 Flat-rolled prodt of stainless steel >= width 600mm	405	3		
157220 Flat-rolled prodt of stainless steel width 600mm	1	0		
157222 Other bars & rods, of stainless steel			2372	19
157223 Wire of stainless steel			626	5
157225 Flat-rolled prodt, of other alloy steel >= width 600mm			193	2
157227 Bars & rods, of other alloy steel	20	0	214	2
157228 Other bars & rods, of other alloy steel	42	0		

Import payments by countries /commodities Table-3.2 (Contd.)
(Four digit level HS code)

(First two digit section, second two digit chapter and last two digit indicate four digit level commodities)

(Amount in thousand)

HS Code - Countries/Commodities	2024 - 2025		2025 - 2026	
	Amount (BDT)	Amount (USD)	Amount (BDT)	Amount (USD)
157300 Articles of Iron and Steel	**3416119**	**28028**	**898821**	**7369**
157302 Railway or tramway track,of iron /steel			10	0
157304 Tubes, pipes etc. other than cast iron	121468	1023	3407	28
157305 Other tubes, pipes, having circular cross-sections	3	0		
157306 Other tubes, pipes & hollow profiles	516	4	5140	42
157307 Tubes/ pipes fittings of iron / steel	3071706	25164	641595	5265
157308 Structures & parts of structures	8297	69	4851	40
157310 Tanks, casks, drums etc.	2025	17	28	0
157311 Containers for compressed	6002	50	5832	48
157312 Stranded wire, ropes, cables etc.			1572	13
157314 Wire,expanded metal of iron / steel	1011	9	2241	18
157315 Chain and parts, of iron/steel	263	2	100	1
157317 Nails,tacks,drawing pins etc.	767	6		
157318 Screws,bolts,nuts, etc.	137080	1128	67072	548
157319 Sewing/knitting needles, etc.	771	6	633	5
157320 Springs &leaves for springs	25485	212	7339	60
157321 Stoves, ranges,cookers etc.	1305	11		
157322 Radiators for central heating	339	3	1235	10
157323 Table,kitchen articlese,of iron	561	5	1817	15
157324 Sanitary ware & parts, of iron/ steel	138	1	1436	12
157326 Other articles of iron or steel	38382	319	154512	1264
157400 Copper and Articles Thereof	**19513**	**160**	**4029**	**33**
157403 Reifned ,coper alloys.	31	0		
157404 Copper waste and scrap	18908	155		
157411 Copper tubes and pipes			309	3
157412 Copper tube or pipe fittings			334	3
157413 Stranded wire, cables etc.of copper			1776	14
157415 Nails, tacks, drawing pins, of copper etc.	163	1	22	0
157418 Table, kitchen articlese, of copper	19	0	516	4
157419 Other articles of copper	391	3	1071	9
157500 Nickel and Articles Thereof	**353**	**3**	**393**	**3**
157505 Nickel bars, rods, profile & wire	353	3		
157508 Other articles of nickel			393	3
157600 Aluminium and Articles Thereof	**46632**	**388**	**32525**	**266**
157601 Unwrought aluminium	23355	195	84	1
157602 Aluminium waste and scrap	12408	104		
157604 Aluminium bars, rods & profiles			182	1
157605 Aluminium wire	1	0		
157607 Aluminium foil, backed/not backed			3548	29
157609 Aluminium tube & pipe fittings	84	1		
157610 Aluminium structures & parts	197	2		
157610 Aluminium,tube or pipe fittings (for			21561	176
157613 Aluminium containers for compressed	7158	59	1958	16
157616 Other aluminium articles	3428	28	5192	42
157800 Lead and articles thereof	**484**	**4**	**160**	**1**
157806 Other lead articles	484	4	160	1
157900 Zinc and articles thereof	**868**	**7**		

Import payments by countries /commodities Table-3.2 (Contd.)
(Four digit level HS code)

(First two digit section, second two digit chapter and last two digit indicate four digit level commodities)

(Amount in thousand)

HS Code - Countries/Commodities	2024 - 2025		2025 - 2026	
	Amount (BDT)	Amount (USD)	Amount (BDT)	Amount (USD)
157901 Unwrought zinc	324	3		
157907 Other articles of zinc	543	5		
158100 Other base metals; cermets; articles thereof			**5**	**0**
158101 Tungsten and articles;			5	0
158200 Tools, implements, cutlery, spoons and forks, of base metal; parts thereof of base metal	**125063**	**1041**	**198051**	**1617**
158202 Hands saws, blades saws etc.	233	2	1213	10
158203 Files, rasps, pliers, etc.	279	2	333	3
158204 Hand-operated spanners & wrenches	2443	20	17113	139
158205 Hand tools n.i.e	21879	180	13862	114
158206 Tools of two or more, in sets			689	6
158207 Interchangeable tools, for hand tools	91559	765	129169	1054
158208 Knives & cutting blades	8449	70	14508	118
158209 Plates, sticks, tips, like tools			2041	17
158210 Hand-operated mechanical appliances			1	0
158211 Knives with cutting blades			8	0
158212 Razors and razor blades			18958	155
158214 Other articles of cutlery			155	1
158215 Spoons, forks, ladles, skimmers etc.	222	2	1	0
158300 Miscellaneous articles of base metal	**57667**	**477**	**141883**	**1160**
158301 Padlocks & locks, of base metal	2419	20	5098	42
158302 Base metal mountings,fittings & articles etc.	1627	14	13535	110
158303 Armoured safes, strong boxes, doors etc.	2	0	1914	16
158305 Fittings for loose-leaf binders, letter clips etc.	137	1	220	2
158307 Flexible tubing of base metal	5060	42	11184	92
158308 Clasps, frames, hooks etc.	18153	149	1044	9
158309 Stoppers, caps & lids of base metal	138	1	199	2
158310 Sign-plates, name-plates, address-plate etc.	1032	8		
158311 Wire, rods, tubes plates, of base metal	29097	242	108689	889
160000 Machinery & mechanical appliances; electrical equipment;	**1395889**	**11466**	**307**	**3**
168500 Electrical machinery and equipment and parts	**1395889**	**11466**	**307**	**3**
168526 Radar apts,radio remote,etc apts	1395889	11466	307	3
160000 Machinery and mechanical appliances; electrical	**17969659**	**148760**	**14523252**	**118753**
168400 Nuclear reactors, boilers, machinery and mechanical	**10024616**	**83063**	**7684672**	**62873**
168401 Nuclear reactors; fuel elements etc.	135	1		
168402 Steam /other vapour generating boilers	177933	1475	89593	731
168403 Central heating boilers	1369	11		
168404 Auxiliary plant for use with boilers			12585	103
168405 Producer gas/water gas generators	617809	5100	79070	646
168406 Steam turbines & other vapour turbines	7336	60	43557	355
168407 Spark-ignition/rot piston engines	3615	30	56886	466
168408 Compression-ignition piston engin	306243	2551	1406	12
168409 Parts spark-ignition pistn engin	686922	5700	532492	4353
168410 Hydraulic turbines, water wheels	67	1	10408	85
168411 Turbo-jet turbo-propellers etc.	2123322	17747	333531	2719
168412 Other engines and motors	28857	238	24574	201
168413 Pumps for liquids	387592	3223	338517	2775
168414 Air/vacum pumps, gas compressors & fans	673806	5544	886454	7250

Import payments by countries /commodities Table-3.2 (Contd.)
(Four digit level HS code)

(First two digit section, second two digit chapter and last two digit indicate four digit level commodities)

(Amount in thousand)

HS Code - Countries/Commodities	2024 - 2025		2025 - 2026	
	Amount (BDT)	Amount (USD)	Amount (BDT)	Amount (USD)
168415 Air conditioning machines	391082	3214	199709	1632
168416 Furnace burners for liquid fuel,etc.	153050	1255	316	3
168417 Industrial/lab furmaces & oven etc.	28565	234	12448	102
168418 Refrigerators,freezers & othr	22800	188	20788	170
168419 Machinery, plant/ lab equipments etc.	310353	2548	134507	1099
168420 Calendering/other roling machines	137	1	4362	36
168421 Centrifuges, filtering machinery rtc.	472839	3917	315559	2582
168422 Dish washing machines, etc.	450243	3684	83417	683
168423 Weighing machinery, etc.	3909	33	7557	62
168424 Mechanical appliances & the like	240763	1985	243866	1993
168425 Pulley tackle & hoists etc.	19600	163	6313	52
168426 Ships' derricks; cranes etc.	30572	254	1453	12
168427 Fork-lift truks;	25792	215	1753	14
168428 Other Lifting, handling, etc.machinery	218623	1812	109729	900
168429 Self-propelled bulldozers, angle dozers etc.	172535	1416	227359	1858
168430 Other moving, grading, levelng etc. mach.	3179	26		
168431 Parts suitable of machinery	21238	176	48966	400
168432 Agricultural, horticultural machinery	346	3	2199	18
168433 Harvesting or threshing machinery	9083	76	19962	163
168434 Milking mach & dairy machinery			3245	27
168436 Other agri, horti, poltry-kep machinery	69400	578	22990	188
168437 Machines cleaning, sorting/grading seed etc.	64973	551		
168438 Machinery n.i.e	29394	243	82634	676
168439 Machinery making pulp/paper/board	2311	19	1347	11
168440 Book-binding machinery	17231	142	3718	30
168441 Other machinery making pulp/paper/board	25701	211	8554	70
168442 Machinery,apparatus,& equpment	6298	52	8198	67
168443 Printing machinery	354886	2930	288639	2357
168444 Machine extruding, drawing etc.			40	0
168445 Machine preparing txtile fibres	1192	10		
168446 Weaving machines(looms)	13730	114	1972	16
168447 Knitting machines stitch-bonding etc.	9730	80	6931	56
168448 Auxiliary mach for extrd, drw mch etc.	56447	474	24680	202
168449 Machinery for the manufactures etc.	139	1		
168450 Household/laundry-type washing mach	2650	22	52	0
168451 Machinery for washing, cleaning etc.	176168	1461	135733	1110
168452 Sewing machines, n/book sewng mach	21609	178	4434	36
168454 Converters, ladles ingot machinies	1158	9	1225	10
168455 Metal rollng mills and rolls thereof	83963	707	841115	6910
168456 Machine-tools for working any material by removal of material,by laser or other light or photon beam,ultra-sonic,electro-discharge,electro-chemical,electron beam or plasmaarc process;water-jet cutting machines	38960	320	11648	96
168456 Machine-tools for working material	3378	29	4992	41
168457 Machining unit construction machinies	23039	190	176555	1441
168458 Lathes for removing metal			95115	775
168459 Machine-tools drilling, boring etc.			123	1

Import payments by countries /commodities Table-3.2 (Contd.)
(Four digit level HS code)

(First two digit section, second two digit chapter and last two digit indicate four digit level commodities)

(Amount in thousand)

HS Code - Countries/Commodities	2024 - 2025		2025 - 2026	
	Amount (BDT)	Amount (USD)	Amount (BDT)	Amount (USD)
168459 Machine-tools(including way-type unit head machines) for drilling, boring,milling,threading or tapping by removing metal,other than lathes (including turning centres)of heading 84.58			37356	307
168460 Machine-tools deburring, sharpening etc.	1	0		
168461 Machine-tools planing, shaping etc.	1365	11	153	1
168462 Machine-tools forging, hammering etc.	925	8	1058	9
168463 Other machine-tools for working metal			94	1
168464 Machine-tools working stone, ceramic etc.			885	7
168465 Machine-tools working stapling, wood, etc.			1320	11
168466 Parts & accessories for machine-tools	6678	55	3519	29
168467 Tools for working in the hand etc.	9129	76	12214	100
168468 Machine for soldering, brazing etc.			2408	20
168470 Calculating machines etc	735	6		
168471 Automatic data processing machines etc.	627527	5203	1034092	8468
168472 Other office machines			7485	61
168473 Parts & accessories of office machineries	3930	32	11458	94
168474 Machinery washing, crushing etc.	7106	59	30016	245
168475 Machines for assembling elect. lamps etc.			88639	722
168477 Machinery for working rubber/plastics	18066	148	911	7
168478 Machinery preparng/making up tobaco	11005	91	12426	102
168479 Mechanical appl indivial func. n.i.e	75918	635	21700	177
168480 Moulding boxes for metal foundry etc.	23439	192	347	3
168481 Taps, cocks, valves & similar etc.	254986	2109	250396	2045
168482 Ball/ roller bearings	25597	211	117364	961
168483 Transmission shafts, crank, bearing etc.	61315	507	288832	2362
168484 Gaskets & similar joints of metal sheeting etc.	152932	1266	103704	849
168486 Machines & apparatus used semiconductor devices etc.	4329	35		
168487 Machinery parts,not cont. elect. connectors	147560	1218	85019	696
168500 Electrical machinery and equipment and parts thereof; sound recorders and reproducers, television imageand sound recorders and reproducers and parts and accessories of such articles	**7945044**	**65696**	**6838580**	**55881**
168501 Electric motors and generator	1055219	8790	32689	267
168502 Electric generating sets, rotary converters	1965506	16319	2296575	18769
168503 Parts electric motor,gen. Set	89529	741	113136	925
168504 Electric transformer, inductors etc.	952290	7768	52963	433
168505 Electro-magnets;and articles	7201	59	2201	18
168506 Primary cels & primary baterie	1439	12	2294	19
168507 Electric accumulator;	8377	69	9089	74
168508 Vcuum cleaners	171	1	16	0
168509 Eletro-mechanical domestic appliances	58	0		
168511 Electrical ignition equipment, etc.	37339	308	73682	602
168512 Electrical lighting/signaling equipment,etc	115	1	446	4
168513 Portable electric lamps, dry batteries			323	3

Import payments by countries /commodities Table-3.2 (Contd.)
(Four digit level HS code)

(First two digit section, second two digit chapter and last two digit indicate four digit level commodities)

(Amount in thousand)

HS Code - Countries/Commodities	2024 - 2025		2025 - 2026	
	Amount (BDT)	Amount (USD)	Amount (BDT)	Amount (USD)
168514 Industrial/lab electric furnaces, ovens, etc.	28125	233	20104	165
168515 Electric laser/photon beam , etc.	4957	41	1180	10
168516 Electric storage water heater, etc.	3019	25	13435	110
168517 Telephone sets , other apparatus etc.	730464	6055	1752833	14313
168518 Microphones & stands therefor;	4929	41	19591	160
168519 Sound recording apparatus	335	3	2	0
168523 Discs, tapes, smart cards etc.	905108	7467	817313	6684
168524 Flat panel display module	111	1	280	2
168525 Transmission appart radio-tel, etc.	170652	1401	159726	1308
168526 Radar apts,radio remote,etc apts	12883	107	51313	419
168527 Reception apts for radio broadcasting			199601	1632
168528 Monitors and projectors etc.	3397	28	4763	39
168528 Monitors and projectors,not incorporating television reception apparatus;reception apparatus for television,whether or not incorporating radio broadcast receivers or sound or videorecording or reproducing apparatus	9658	80	1794	15
168529 Parts,trans,reception etc.,apts	836968	6846	423649	3455
168530 Electrical signaling, traffic control equp etc.	1436	12	293	2
168531 Electrical sound/visual sig apts	203748	1693	302831	2476
168532 Electrical capacitors, fixed,variable etc.	3039	25	2406	20
168533 Electrical resistors, not heating	2254	18	1912	16
168534 Printed circuits	15270	127	1254	10
168535 Electrical apts for switching > 1000 volts	44835	374	61346	503
168536 Electrical apparatus for switching or protecting electrical circuits,or for making connections to or in electrical circuits for a voltage notexceeding 1,000 volts; connectors for optical fibres,optical fibres,optical fibre bundles or cables	9110	75	10975	90
168536 Electrical apts for switching 1000 volts	26957	224	25958	213
168537 Boards, panels, consols, etc.	93370	779	109368	893
168538 Parts: of electrical switching,apts.	132366	1102	39081	320
168539 Electric filament or discharge lamos, including sealed beam lamp units and ultra-violet or infra-red lamps; arc-lamps;light -emitting diode (LED) lamps.			155	1
168539 Electric filament/discharge lamps	17864	148	16804	137
168540 Thermionic,cold cathode valves etc.	8693	72		
168541 Diodes, transistors, semi-conductor etc.	7633	63	2170	18
168542 Electronic, integrated circuits	5374	44	12001	98
168543 Electrical machines & apts. n.i.e.	487778	4063	71213	581
168544 Insulatd wire, cable etc.	48970	405	123901	1013
168545 Carbon electrodes, carbon brushes etc.	1029	9	1794	15
168546 Electrical insulators any metarial	259	2	4525	37
168547 Insulating fitting for electrical machines	1615	14	505	4
168548 Electrical parts of machinery or apparatus, not specified or included elsewhere in th	1190	10	1088	9
168549 Electrical and electronic waste and scrap	4407	37		
170000 Vehicales, Aircraft, Vessels and Associated Transport Equipment	**5332738**	**44227**	**775969**	**6339**

Import payments by countries /commodities Table-3.2 (Contd.)
(Four digit level HS code)

(First two digit section, second two digit chapter and last two digit indicate four digit level commodities)

(Amount in thousand)

HS Code - Countries/Commodities	2024 - 2025		2025 - 2026	
	Amount (BDT)	Amount (USD)	Amount (BDT)	Amount (USD)
178600 Railway or tramway locomotives, rollingstock and parts thereof; railway or tramway track fixtures and fittings and parts thereof; mechanical (including electromechanical) trafficsignalling equipment of all kinds	**220531**	**1834**	**271662**	**2218**
178602 Other rail locomotives	136437	1137		
178607 Parts of railway or tramway locomotives	84094	697	271662	2218
178700 Vehicles other than railway or tramway rollingstock, and parts and accessories thereof	**676798**	**5592**	**121582**	**993**
178703 Motor car, other motor vehicles			9129	74
178703 Motor cars and other motor vehicles principally designed for the transport of the persons(other than those of heading No. 87.02) including station wagons and racing cars	626731	5177	92115	753
178704 Motor vehicles for goods transport			6597	54
178708 Parts,accessories, motor vehicles	21415	178	10620	87
178709 Works truck,self-propelled	329	3		
178710 Tank & other armoured vehi			2807	23
178713 Carriages for disabled persons	1129	9		
178716 Trailer & semi-trailers;	27194	225	313	3
178800 Aircraft, spacecraft and parts thereof	**800232**	**6578**	**377946**	**3089**
178801 Balloons & dirigibles etc.			1965	16
178802 Other aircraft, helicopters etc.	478072	3921	51705	422
178804 Parachutes,rotochutes & parts	84730	706	51368	421
178805 Aircraft launching gear,etc	11511	95	5563	46
178806 Unmanned aircraft:			26929	220
178807 Parts of goods heading 88.01, 88.02 or 88.06	225918	1856	240416	1964
178900 Ships, boats and floating structures	**3635178**	**30223**	**4780**	**39**
178905 Light-vessels,fire-float etc.	1676405	13888		
178907 Other floating structure	3596	30	4780	39
178908 Vessels & other,breaking up	1955177	16305		
180000 Optical, Photographic, Cinematographic, Measuring, Checking, Precision, Medical Orsurgical Instruments and Apparatus; Clocks and Watches; Musical Instruments; Parts and Accessories Thereof	**9908142**	**81983**	**8954291**	**73192**
189000 Optical, photographic, cinematographic, measuring, checking, precision, medical orsurgical instruments and apparatus; parts and accessories thereof	**9886738**	**81807**	**8949277**	**73151**
189001 Optical fibres etc	61	1	60	0
189002 Lenses, prisims, mirrors etc.	2137	18	508	4
189003 Frame & mounting,spectacles etc.	257	2		
189004 Spectacles,goggles, etc.	359	3	120	1
189005 Binoculars, monoculars, telescopes etc.	365	3	1156	9
189006 Photographic cameras, etc.	235	2	50	0
189011 Compound optical microscopes	18846	155	109365	892
189012 Microscopes excl opt micros	11939	97	1255	10
189013 Liquid crystal devices	2313	19	4809	39
189014 Direction finding compasses			9400	77
189015 Surveying, hydrographic etc.	50709	417	125260	1024

Import payments by countries /commodities Table-3.2 (Contd.)
(Four digit level HS code)

(First two digit section, second two digit chapter and last two digit indicate four digit level commodities)

(Amount in thousand)

HS Code - Countries/Commodities	2024 - 2025		2025 - 2026	
	Amount (BDT)	Amount (USD)	Amount (BDT)	Amount (USD)
189016 Balances of a sensitivity of 5cg	13788	115	29460	241
189017 Drawing, marking-out etc. inst.	6155	51	1048	9
189018 Instruments in medical,surgical, etc.	2322289	19193	3172938	25932
189019 Mechano-therapy,etc,appliances	106683	883	207360	1697
189020 Other breathing appliance,gas masks	52431	432	127	1
189021 Orthopaedic,appliances etc.	1336951	11040	1593866	13028
189022 Appratus based on x-ray,alpha, etc.	1535705	12701	1378917	11273
189023 Instruments demonstrationl purposes	2485	21	17347	142
189024 Machines, hardness,strength test etc.	131509	1090	319663	2611
189025 Hydrometers,thermometers etc.	244030	2001	29438	241
189026 Instruments, checking flow,level etc.	122830	1021	130342	1065
189027 Instruments, physical, chemical analysis etc.	1377191	11396	1258477	10291
189028 Gas,liquid, electricty meters	206902	1684	2011	16
189029 Revolution counters,taximeters etc.	514	4	3908	32
189030 Oscilloscopes, spectrum analysers etc.,	152352	1251	37029	303
189031 Measuring/checking instrument	134822	1114	137866	1126
189032 Automatic regulating instru	1831342	15258	145078	1185
189033 Parts & accessories n.i.s	221538	1834	232420	1901
189100 Clocks and watches and parts thereof	**18620**	**153**	**3834**	**31**
189101 Wrist, pocket-watches etc w/ precious metal	16944	139	2490	20
189102 Wrist, pocket, watch,other than 90.01	1675	14	1289	11
189105 Other clocks			55	0
189200 Musical instruments; parts and accessories	**2784**	**23**	**1180**	**10**
189202 Other string musical instruments	25	0		
189206 Percussion musical instruments	336	3	1180	10
189207 Musical instruments etc.	902	8		
189209 Parts of musical instruments	1520	12		
180000 Optical, photographic, clocks, musical instruments etc.	**458**	**4**	**1653**	**14**
189000 Optical, photographic, etc.	**458**	**4**	**1653**	**14**
189013 Liquid crystal devices	458	4	383	3
189014 Direction finding compasses			1271	10
190000 Arms and Ammunition; Parts and Accessories Thereof	**26699**	**222**	**218450**	**1787**
199300 Arms and ammunition; parts and accessories thereof	**26699**	**222**	**218450**	**1787**
199302 Revolvers and pistols	13157	110	50781	415
199303 Other firearms and similar devices			146116	1195
199305 Parts of military weapons, revolver,etc	13542	113		
199306 Bombs, grenades, mines & parts			21553	177
200000 Miscellaneous Manufactured Articles	**126010**	**1041**	**306847**	**2510**
209400 Furniture; bedding, mattresses, mattress supports, cushions and similar stuffed furnishings; lamps and light fittings, not elsewhere specified or included; illuminated signs, illuminatednameplates and the like; prefabricated buildings	**19651**	**162**	**152624**	**1250**
209401 Seats and parts	293	2	1983	16
209402 Medical, surgical, dental furniture	12305	101	66657	546

Import payments by countries /commodities Table-3.2 (Contd.)
(Four digit level HS code)

(First two digit section, second two digit chapter and last two digit indicate four digit level commodities)

(Amount in thousand)

HS Code - Countries/Commodities	2024 - 2025		2025 - 2026	
	Amount (BDT)	Amount (USD)	Amount (BDT)	Amount (USD)
209403 Other furniture & parts	369	3	76284	625
209404 Mattress supports;	1132	9	1257	10
209405 Lamps and lighting fittings & parts	5552	46	6443	53
209500 Toys, games and sports requisites; parts and accessories thereof	**7326**	**61**	**8246**	**68**
209503 Tricycles, scooters, pedal cars etc.	338	3		
209504 Video game, billiards etc.	3900	33	21	0
209505 Festive,carnival & articles	1671	14		
209506 Articlese for gymnastics, sports etc.	1417	12	6402	52
209508 Travelling circuses and Travelling menageries			1823	15
209600 Miscellaneous manufactured articles	**99034**	**818**	**145977**	**1192**
209602 Worked veg/mineral carving matrl	1034	9		
209603 Brooms, brushes, etc.	1300	11	1390	11
209604 Hand sieves and hand riddles			70	1
209606 Buttons, press/snap-fasteners, etc	69887	575	122268	998
209607 Slide fasteners and parts	13754	115	2739	22
209608 Ball point pens & markers	238	2	0	0
209611 Date,sealing/stamps, etc.	1011	8		
209612 Typewriter ribbons,inked, etc.	10959	91	19277	158
209617 Vacuum flasks & others	472	4	232	2
209618 Tailors dummies & others	312	3		
209620 Monopods, bipods, tripods and similar articles	67	1		
210000 Works of Art, Collectors Pieces and Antiques	**419**	**3**		
219800 Miscellaneous national provisions	**419**	**3**		
219801 Goods treated as "baggage" in accordance with	419	3		
Uruguay	**1459855**	**12096**	**2522015**	**20616**
010000 Live Animals and Animal Products	**162234**	**1343**	**156075**	**1275**
010300 Fish and crustaceans, molluscs and other aquatic	**120201**	**993**	**156075**	**1275**
010303 Fish frozen excld. fish fillet	120201	993	156075	1275
010400 Dairy produce; bird's eggs; natural honey; Edible	**42034**	**350**		
010402 Milk & cream, containing sugar	42034	350		
020000 Vegetable Products	**493471**	**4112**	**1147860**	**9352**
021000 Cereals	**493471**	**4112**	**1147860**	**9352**
021001 Wheat and meslin	493471	4112	1147860	9352
030000 Animal or vegetable fats and oils and their cleavage products; prepared edible fats; animal or vegetable waxes	**546879**	**4519**	**1099158**	**9017**
031500 Animal or vegetable fats and oils and their cleavage products; prepared edible fats; animal or vegetable waxes	**546879**	**4519**	**1099158**	**9017**
031507 Soya-bean oils & its fractons, not refined	546879	4519	1099158	9017
060000 Products of the Chemical or Allied Industries	**2131**	**17**	**175**	**1**
063800 Miscellaneous chemical products	**2131**	**17**	**175**	**1**
063821 Prepared culture media	1626	13		
063822 Diagnostic or laboratory reagents	505	4	175	1
100000 Pulp of wood or of other fibrous cellulosic material; recovered (waste and scrap) paper or paperboard; paper and paperboard and articles thereof	**214135**	**1765**	**45684**	**374**

Import payments by countries /commodities Table-3.2 (Contd.)
(Four digit level HS code)

(First two digit section, second two digit chapter and last two digit indicate four digit level commodities)

(Amount in thousand)

HS Code - Countries/Commodities	2024 - 2025		2025 - 2026	
	Amount (BDT)	Amount (USD)	Amount (BDT)	Amount (USD)
104700 Pulp of wood or of other fibrous cellulosic meterial; Recovered (Waste and scrap) paper or paperboard	**214091**	**1765**	**45684**	**374**
104703 Chemical wood pulp, soda/sulphate	214091	1765	45684	374
104800 Paper and paperboard; articles of paper pulp, of paper or of paperboard	**44**	**0**		
104821 Paper/board labels of all kind	44	0		
110000 Textiles & Textile Articles	**29789**	**247**	**67334**	**551**
115100 Wool, fine or coarse animal hair; woven fabric	**29789**	**247**	**67334**	**551**
115105 Wool & fine/coarse hair, carded or combed	29789	247	67334	551
160000 Machinery and mechanical appliances; electrical equipment; parts thereof; soundrecorders and reproducers, television image and soundrecorders and reproducers; and parts and accessories of such articles	**11217**	**92**	**4878**	**40**
168400 Nuclear reactors, boilers, machinery and mechanical appliances; parts thereof	**11217**	**92**	**4878**	**40**
168419 Machinery, plant/ lab equipments etc.	920	8		
168453 Machinery, preparing, tanning etc.	10297	85	4878	40
180000 Optical, Photographic, Cinematographic, Measuring, Checking, Precision, Medical Orsurgical Instruments and Apparatus; Clocks and Watches; Musical Instruments; Parts and Accessories Thereof			**852**	**7**
189000 Optical, photographic, cinematographic, measuring, checking, precision, medical orsurgical instruments and apparatus; parts and accessories thereof			**852**	**7**
189031 Measuring/checking instrument			852	7
Uzbekistan	**521242**	**4316**	**492461**	**4028**
010000 Live Animals and Animal Products	**6682**	**55**	**19178**	**157**
010500 Products of animal origin, not elsewhere specified orincluded	**6682**	**55**	**19178**	**157**
010501 Human hair	6682	55	13611	111
010511 Animal products, nes			5567	45
020000 Vegetable Products	**8949**	**73**	**34247**	**280**
020800 Edible fruit nuts; peel of citrus fruit or melons	**6441**	**53**	**31694**	**259**
020806 Grapes, fresh or dried	6441	53	31694	259
021000 Cereals	**1285**	**11**		
021008 Buckwheat,millet & canary seeds	1285	11		
021200 Oil seeds and oleaginous fruits; miscellaneous grains; seeds and fruit; industrial or medicinal plants; straw and fodder	**1223**	**10**	**2553**	**21**
021211 Plants & parts of plants for perfum/pharmacy	1223	10	2553	21
070000 Plastics & Rubber Articles Thereof	**3613**	**30**	**5428**	**44**
073900 Plastics and articles thereof	**3613**	**30**	**5428**	**44**
073901 Polymers of ethylene, in primary forms			5428	44
073903 Polymers of styrenein in primary forms	3613	30		
110000 Textiles & Textile Articles	**501997**	**4158**	**433497**	**3546**
115200 Cotton	**501997**	**4158**	**433497**	**3546**
115201 Cotton not carded or combed			32906	270
115205 Cotton yarn , cont 85%+ weg cotton	501997	4158	400591	3276

Import payments by countries /commodities Table-3.2 (Contd.)
(Four digit level HS code)

(First two digit section, second two digit chapter and last two digit indicate four digit level commodities)

(Amount in thousand)

HS Code - Countries/Commodities	2024 - 2025		2025 - 2026	
	Amount (BDT)	Amount (USD)	Amount (BDT)	Amount (USD)
150000 Base Metals & Articles of Base Metal			**110**	**1**
158300 Miscellaneous articles of base metal			**110**	**1**
158308 Clasps, frames, hooks etc.			110	1
Vanuatu	**202577**	**1683**	**286086**	**2342**
020000 Vegetable Products	**142483**	**1188**	**219236**	**1795**
021200 Oil seeds and oleaginous fruits; miscellaneous grains; seeds and fruit; industrial or medicinal plants; straw and fodder	**142483**	**1188**	**219236**	**1795**
021203 Copra	142483	1188	219236	1795
110000 Textiles & Textile Articles	**8262**	**68**		
115400 Man-made filaments	**8262**	**68**		
115402 Synthetic filament yarn	8262	68		
150000 Base Metals & Articles of Base Metal	**51832**	**428**	**66850**	**547**
157200 Iron and Steel	**51832**	**428**	**66850**	**547**
157204 Ferrous waste & scrap	51832	428	66850	547
Venezuela, Bolivarian Republic Of	**35023**	**294**	**22480**	**184**
040000 Prepared foodstuffs; Beverages, Spirits and vineger;	**9**	**0**	**24**	**0**
042200 Beverages, spirits and vinegar	**9**	**0**	**24**	**0**
042208 Undenaturd ethyl alcohol vol. 0%	9	0	24	0
090000 Wood and Articles of Wood; Wood Charcoal; Cork and	**4152**	**34**	**22456**	**184**
094400 Wood and articles of wood; wood charcoal	**4152**	**34**	**22456**	**184**
094403 Wood in the rough	4152	34	22456	184
150000 Base Metals & Articles of Base Metal	**30862**	**260**		
157200 Iron and Steel	**30862**	**260**		
157204 Ferrous waste & scrap	30862	260		
Viet Nam	**111456876**	**922147**	**105698794**	**864390**
010000 Live Animals and Animal Products	**983397**	**8115**	**826114**	**6754**
010300 Fish and crustaceans, molluscs and other aquatic invertebrates	**97996**	**812**	**206878**	**1693**
010303 Fish frozen excld. fish fillet	7907	65	4602	38
010304 Fish fillets & other fish meat, fresh/chl/fzn	90089	748	199423	1632
010306 Crustaceans live chil /fzn/ dry etc.			2853	23
010500 Products of animal origin, not elsewhere specified orincluded	**885401**	**7303**	**619236**	**5062**
010505 Skin & other parts of birds	786854	6489	498831	4077
010511 Animal products, nes	98547	814	120405	985
020000 Vegetable Products	**8963792**	**73726**	**4976603**	**40678**
020800 Edible fruit nuts; peel of citrus fruit or melons	**451494**	**3725**	**749457**	**6127**
020801 Coconuts, brazil nuts and cashew nuts	446960	3688	725275	5929
020802 Other nuts, fresh/dried	3761	31	24182	198
020810 Other fruit ,fresh	773	6		
020900 Coffee, tea, mate and spices	**2898224**	**23989**	**3635652**	**29718**
020901 Cofee, not roastd or roasted	8306	68	29893	244
020902 Tea	120	1	920	8
020904 Pepper dried/crushed/ground	715343	5913	918997	7515
020906 Cinnamon & cinnamon tree flowers	1979468	16367	2322609	18986
020909 Seeds of anise/badian/cumin etc.	19864	164	10467	86
020910 Ginger saffron,turmric & other spices	175123	1476	352767	2880
021000 Cereals	**5114209**	**41888**	**37240**	**305**

Import payments by countries /commodities Table-3.2 (Contd.)
(Four digit level HS code)

(First two digit section, second two digit chapter and last two digit indicate four digit level commodities)

(Amount in thousand)

HS Code - Countries/Commodities	2024 - 2025		2025 - 2026	
	Amount (BDT)	Amount (USD)	Amount (BDT)	Amount (USD)
021006 Rice	5114209	41888	37240	305
021100 Products of the milling industry; Malt; Starces; Inulin; Eheat gluten	**131272**	**1082**	**91297**	**746**
021108 Starches ; inulin	131272	1082	91297	746
021200 Oil seeds and oleaginous fruits; miscellaneous grains; seeds and fruit; industrial or medicinal plants; straw and fodder	**344643**	**2844**	**454973**	**3717**
021207 Other oil seed & oleagious fruits			2377	19
021209 Seed,fruit & spores for sowing	51219	423	55599	455
021211 Plants & parts of plants for perfum/pharmacy	293425	2421	396996	3242
021300 Lac; Gums, Resins and other vegetable saps and extracts	**14074**	**117**	**3735**	**31**
021301 Lac; natural gum, gum-resin etc.	11843	98		
021302 Vegetable saps and extracts;	2231	18	3735	31
021400 Vegetable plaiting meterails; Vegetable products not elsewhere specified or included	**9875**	**82**	**4249**	**35**
021401 Vegetable materials used primarily for plaiting	1074	9	1517	12
021404 Vegetable products n.e.s	8801	73	2732	22
030000 Animal or vegetable fats and oils and their cleavage products; prepared edible fats; animal or vegetable waxes	**47182**	**392**	**12271**	**100**
031500 Animal or vegetable fats and oils and their cleavage products; prepared edible fats; animal or vegetable waxes	**47182**	**392**	**12271**	**100**
031504 Fats and oils & their fractions	41095	342	7801	64
031513 Coconut, palm kernel oils, not refined	6087	50	4469	36
040000 Prepared foodstuffs; Beverages, Spirits and vineger; Tobacco and manufactured tobacco substitues	**1059700**	**8792**	**1195889**	**9775**
041700 Sugars and sugar confectionery	**83730**	**709**	**6814**	**56**
041701 Cane or beet sugar,in solid form	80426	681	19	0
041704 Sugar confctionry, not containing cocoa	3304	28	6795	55
041800 Cocoa and cocoa preparations	**7198**	**59**		
041801 Cocoa beans, broken, raw or roasted	7198	59		
041900 Preparations of cereals, flour, starch or milk; pastry	**220039**	**1819**	**225201**	**1842**
041901 Malt extract;	217096	1794	219758	1798
041902 Pasta whether or not cooked	80	1	51	0
041904 Prepared foods obtained,cereal products,	29	0	404	3
041905 Bread,pastry,cakes,biscuits etc.	2834	23	4988	41
042000 Preparations of vegetables, fruit, nuts or other parts of plants	**38783**	**321**	**53338**	**436**
042001 Vegetibles,fruit,nut & other edible part of plants	3527	29	5770	47
042005 Other Veg. prep/presrv., not frozen			1344	11
042006 Vegetables,fruit/nut etc. preserved by sugar	272	2		
042007 Jams,fruit jellies etc.	33	0	1017	8
042008 Fruit & nuts etc.,	2345	20	22066	181
042009 Frut & vegetable juices	32605	270	23141	189
042100 Miscellaneous edible preparations	**54624**	**450**	**92377**	**754**
042101 Extracts,essences of coffee,tea etc.	10847	89	50755	414
042102 Yeast; baking powder			3646	30

Import payments by countries /commodities Table-3.2 (Contd.)
(Four digit level HS code)

(First two digit section, second two digit chapter and last two digit indicate four digit level commodities)

(Amount in thousand)

HS Code - Countries/Commodities	2024 - 2025		2025 - 2026	
	Amount (BDT)	Amount (USD)	Amount (BDT)	Amount (USD)
042103 Sauces and preparations thereof	732	6	2296	19
042106 Food preparations n.e.s	43045	355	35679	292
042200 Beverages, spirits and vinegar	**21277**	**177**	**10886**	**89**
042201 Mineral & aerated waters,not add. Sug.			320	3
042202 Mineral & areated waters add. Sug	2380	20	961	8
042203 Beer made from malt	2056	17	1394	11
042207 Undenaturd ethyl alcohol vol. 80%+	16742	140	8211	67
042208 Undenaturd ethyl alcohol vol. 0%	100	1		
042300 Residues and waste from the food industries; Prepared	**634050**	**5256**	**807273**	**6598**
042303 Residues of strach manufacture	35176	290	35423	290
042309 Preparations of a kind used in animal feeding	598874	4966	771850	6308
050000 Mineral Products	**23158796**	**191610**	**22263749**	**182120**
052500 Salt; sulphur; earths and stone; plastering materials, lime and cement	**22832561**	**188936**	**22002110**	**179987**
052506 Quartz other than natural sands	21745	177	5755	47
052507 Kaolin and other kaolinic clays, whether or not calcined			62671	514
052507 Kaolin and other kaolinic clays;	161126	1330		
052508 Other clays;			73	1
052509 Chalk	782	6	1247	10
052511 Natural barium sulphate, etc.	15740	129		
052515 Marble,travertine, ecaussine stone etc.	1522	13	1712	14
052517 Pebble, gravel, broken or crushd stone	1341009	11149	1042907	8527
052518 Dolomite all kind	27693	231	21144	172
052522 Quicklime, slaked lime, hydralic lime	308515	2553	297487	2434
052523 Portland cement	20954428	173349	20563584	168223
052530 Mineral substancees n.e.s			5529	45
052600 Ores, slag and ash	**142530**	**1167**	**50047**	**408**
052618 Granulated slag from mfg. iron/steel	142530	1167	44643	364
052620 Slag, ash and residues			5404	44
052700 Mineral fuels, mineral oilsand products of their distillation bituminous substances; mineral waxes	**183706**	**1508**	**211592**	**1726**
052710 Petroleum oils and oils obtained from bituminous minerals,other than crude; preparations not elsewherespecified or included,containing by weight 70% or more of petroleum oils or of oils obtained from bituminous minerals,these oils being the basic constituents of the preparation;waste oils	145922	1197		
052710 Petroleum oils, refined	37677	310	43049	352
052711 Petroleum gases & other gaseous hydrocarbons			166049	1353
052712 Petroleum jely;paraffin wax,etc	107	1	2494	20
060000 Products of the Chemical or Allied Industries	**6215417**	**51420**	**6088771**	**49786**
062800 Inorganic chemicals; organic or inorganic compounds	**1109931**	**9188**	**1270340**	**10386**
062804 Hydrogen, rare gases etc.			7846	64
062811 Other inorganic acids, other inorganic oxygen	1100	9	73	1
062817 Zinc oxide; zinc peroxide			19954	163

Import payments by countries /commodities Table-3.2 (Contd.)
(Four digit level HS code)

(First two digit section, second two digit chapter and last two digit indicate four digit level commodities)

(Amount in thousand)

HS Code - Countries/Commodities	2024 - 2025		2025 - 2026	
	Amount (BDT)	Amount (USD)	Amount (BDT)	Amount (USD)
062826 Fluorides,fluorosilicates,etc	12864	105	8082	66
062831 Dithionites and sulphoxylates			1224	10
062833 Sulphate alums, peroxosulphate	1245	10	953	8
062835 Phosphinates, phosphonates	15727	131	54869	447
062836 Carbonates; peroxocarbonates	1057092	8752	1166926	9542
062839 Silicates, commercial alkali metal silicates	21902	181	10412	85
062900 Organic chemicals	**102930**	**851**	**127998**	**1045**
062903 Halogenated derivative of hydrocarbons	103	1		
062904 Sulphonated nitrated or nitrosated			331	3
062905 Acyclic alcohol/halogn sulpho,etc	10	0	3239	26
062908 Halogenated, sulphonated etc.			26499	216
062909 Ether,ether alcohols, etc.	38	0	942	8
062914 Ketone & quinon etc.			4740	39
062915 Saturated acyclice,monocarboxilic acid etc.	65337	540	72925	596
062916 Unsaturated acyclic monocarboxylic acid etc.			1105	9
062917 Polycarboxylic acids	293	2		
062921 Amine function compounds			2424	20
062923 Qaternary ammonium salts etc.	695	6		
062933 Heterocyclic comp w/nitrogen	11962	100		
062936 Provitamins & vitamins etc.	5387	45		
062937 Hormones, prostaglandins etc.	19107	157	15793	129
063000 Pharmaceutical products	**83147**	**684**	**78333**	**641**
063002 Humn & animal blood	72214	595	58443	479
063003 Medicament consist. two or more mixed,for therapeutic use	6238	51	14885	122
063004 Medicament consist. mixed/unmixed,for therapeutic use	3813	31	5005	41
063006 Pharmaceutical goods	882	7		
063100 Fertilisers	**1607**	**13**		
063104 Mineralor chemical fertilzers, potassic	1607	13		
063200 Tanning or dyeing extracts; Tannins and their derivatives; Dyes, pigments and other colouring matter; Paints and varnishes; Putty and other mastics; Inks	**1418779**	**11732**	**1306869**	**10684**
063202 Synthetic organic/ inorganic tanning subs.	1003	8	94	1
063204 Synthetic organic colouring matter	1631	14	6828	56
063206 Other Colouring matter;	27640	228	46328	379
063207 Prepared pigments, opacifiers etc.	1095731	9065	738341	6035
063208 Paints and varnishes;	219745	1813	399634	3268
063209 Other paints and varnishes ;	37114	306	66032	540
063210 Other paint and varnishes use for finishing leather	461	4	2342	19
063211 Prepared driers	3259	27		
063212 Pigments dispersed in non-aqueous	2165	18	2899	24
063214 Glaziers putty,grafting putty etc.	13417	111	2387	20
063215 Printing ink, writing draw/other ink	16613	138	41983	343
063300 Essential oils & resinoids; Perfum, cosmetic or toilet preperations	**40544**	**335**	**9126**	**74**

Import payments by countries /commodities Table-3.2 (Contd.)
(Four digit level HS code)

(First two digit section, second two digit chapter and last two digit indicate four digit level commodities)

(Amount in thousand)

HS Code - Countries/Commodities	2024 - 2025		2025 - 2026	
	Amount (BDT)	Amount (USD)	Amount (BDT)	Amount (USD)
063302 Mix of odoriferous substancees	1748	14		
063304 Beauty/make-up/skin preparatin	7926	66		
063305 Preparations for use on the hair			3662	30
063306 Preparations for oral/dental hygiene	20308	167	737	6
063307 Pre-shave,shaving/after-shave	10562	88	4727	39
063400 Soap, organic surf-active agents, lubricating etc.	**127588**	**1058**	**185420**	**1515**
063401 Soap;organic surfac-active prodts & preparations			3659	30
063402 Organic surfac-active agents	87213	724	79970	654
063403 Lubricat preparations etc.	26020	215	78957	644
063404 Artificial wax & prepared wax	754	6		
063405 Polish and cream for footwear, furniture etc.	13601	113	22833	187
063500 Albuminoidal substances; modified starches, glues, enzymes	**1217076**	**10072**	**1189075**	**9727**
063505 Dextrins & other modified starches	68098	563	59585	487
063506 Prepared glues & other prep. adhesives	1133834	9384	1101153	9008
063507 Enzymes; prepared enzymes n.e.s	15144	125	28337	232
063700 Photographic or cinematographic goods	**2885**	**24**	**144**	**1**
063701 Photographic plates & film flat etc.			144	1
063707 Chemical prep. for photographic use	2885	24		
063800 Miscellaneous chemical products	**2110930**	**17463**	**1921466**	**15712**
063801 Artificial graphite, colloidal etc.	4882	41		
063802 Activated carbon, animal black etc.	610	5		
063805 Gum, wood/sulphate turpentine etc.	7963	66	6389	52
063806 Rosin & resin acid;and derivatives etc.	9307	77	23280	190
063808 Insecticides, rodenticides etc.	182028	1496	12134	99
063809 Finishing agents,dye carriers etc.	196495	1618	261551	2139
063810 Pickling preparations for metal surfaces etc.	1728	14	4041	33
063811 Anti-knock prep, oxidation inhibitors etc.	94	1		
063812 Prepared rubber accelerators;			33584	275
063812 Prepared rubber accelerators;compounds plasticisersfor rubber or plastics,notelsewhere specified or included;antioxidising preparations and other compound stabilisers for rubber or plastics	65892	546	132726	1085
063814 Organic composites solvents & thinners	230689	1917	411658	3365
063820 Anti-freezing preparations	3373	28		
063822 Diagnostic or laboratory reagents			9062	74
063823 Industrial monocarboxylic fatty acids;			49316	402
063824 Prepared binders for foundry moulds;	1407869	11654	977725	7997
060000 Products of the chemical or allied industries			**2131**	**17**
063400 Soap, organic surf-active agents, lubricating etc.			**2131**	**17**
063402 Organic surfac-active agents			2131	17
070000 Plastics & Rubber Articles Thereof	**7282078**	**60442**	**6082162**	**49724**
073900 Plastics and articles thereof	**5588529**	**46404**	**4587720**	**37498**
073901 Polymers of ethylene, in primary forms	23018	191	929604	7591

Import payments by countries /commodities Table-3.2 (Contd.)
(Four digit level HS code)

(First two digit section, second two digit chapter and last two digit indicate four digit level commodities)

(Amount in thousand)

HS Code - Countries/Commodities	2024 - 2025		2025 - 2026	
	Amount (BDT)	Amount (USD)	Amount (BDT)	Amount (USD)
073902 Polymers/ propylen/olefin in primary forms	3436584	28569	1584496	12950
073903 Polymers of styrenein in primary forms	21510	180	15021	122
073904 Polymers of vinyl chloride etc. in primary	971705	8042	820871	6716
073905 Polymers of vinyl acetate/ester in primary	240	2	15487	127
073906 Acrylic polymers in primry forms	51931	431	110164	900
073907 Polyacetals in primary forms	29233	243	8251	68
073908 Polyamides in primary forms	61961	516	1378	11
073909 Amino-resins, in primary forms	212226	1756	206451	1688
073910 Silicons in primary forms	2241	18	86	1
073911 Petroleum resins, in primary forms	16607	137	6027	49
073912 Cellulose & chemical dertives in primary			1281	10
073913 Natural polymers, in primary forms	2	0		
073916 Monofilament , of plastics	216	2	3427	28
073917 Tube, pipe & hoses etc of plastics	1971	16	545	4
073919 Self-adhesive, plates, sheets etc of plastics	90214	747	220779	1805
073920 Other plates,sheets,etc of plastic, non-cellular	250796	2099	135202	1104
073921 Other Plates, sheets etc. of plastics	110059	911	106230	869
073922 Baths,shower-baths, wash-basin etc.	71	1	97	1
073923 Artilces for the conveyance	118882	983	78835	645
073925 Builders' wares of plastics n.e.s	5385	44	4418	36
073926 Other plastics & articles	183650	1516	339070	2771
073926 other articles of plastics and articles of other materials of heading Nos. 39.01 to 39.14	27	0		
074000 Rubber and articles thereof	**1693549**	**14038**	**1494441**	**12226**
074001 Natural rubber, balata etc.	671819	5581	540989	4428
074002 Synthetic rub/factice deriv from oil	47858	396	12942	106
074005 Compound rubber, in primry form	1595	13	17329	142
074007 Vulcanised rubber thread & cord			4535	37
074008 Plates, sheets etc. of vulcan rubber	2249	19	7490	61
074009 Tubes pipes & hoses etc.	759	6	1985	16
074010 Conveyor/transmisions belts of rub	933	8	1266	10
074011 New pneumatic tyres, of rubber	580307	4804	649703	5314
074011 New pneumatic tyres,of rubber	3963	33	2644	22
074012 Retreaded/use pneumatic tyres	29	0		
074013 Inner tubes, of rubber	73837	609	60609	496
074014 Hygienic/pharmaceutical articles of rub	217652	1794	176867	1445
074015 Articles of apparel & clothing accessories etc.	1937	16	9547	78
074016 Other articles of vulcanised rubber	42849	354	8535	70
074017 Hard rubber in all forms	47762	405		
080000 Raw Hides and Skins, Leather and Articles Thereof;	**4695241**	**38815**	**6815612**	**55729**
084100 Raw hides and skins and leather	**4673915**	**38639**	**6755405**	**55237**
084101 Raw hides & skins of bovine	1834	15		
084104 Tanned or crust hides & skins of bovine	91587	751	55196	451
084107 Leather further prepared aft tann,of bovine	4518937	37367	6514480	53269
084112 Leather fur prepared aft tann, of sheep/lamb			6	0
084114 Chamois leather;patent leather	49131	405	140365	1147
084115 Composition leather with basis of leather fibre	12426	102	45359	370

Import payments by countries /commodities Table-3.2 (Contd.)
(Four digit level HS code)

(First two digit section, second two digit chapter and last two digit indicate four digit level commodities)

(Amount in thousand)

HS Code - Countries/Commodities	2024 - 2025		2025 - 2026	
	Amount (BDT)	Amount (USD)	Amount (BDT)	Amount (USD)
084200 Articles of leather; saddlery and harness, travel goods, handbags and similar containers; articles of animal gut	**21326**	**176**	**60207**	**492**
084202 Trunks, suit-case, vanity-case etc.			484	4
084203 Articles/ composition of leather	15903	131	49684	406
084205 Other articles/ composition of leather	269	2	4707	39
084206 Articles of gut not silk-worm gut	5154	43	5332	44
090000 Wood and Articles of Wood; Wood Charcoal; Cork and Articles of Cork; Manufactures of Straw, of Esparto or Other Plaiting Materials; Basketware & Wickerwork	**79346**	**655**	**55670**	**455**
094400 Wood and articles of wood; wood charcoal	**79346**	**655**	**49752**	**407**
094401 Fuel wood, in log,in billet,etc			550	5
094405 Wood wool; wood flour	34793	287	27599	226
094407 Wood sawn/chipped lengthwise sliced etc.			11054	90
094408 Sheets for veneering			5898	48
094411 Fibreboard of wood	31440	261		
094412 Plywod veneered panels	6990	57		
094417 Tools,tool bodies,etc of wood	7	0		
094418 Builders joinery & carpentry of wood	4399	36	4561	37
094421 Other articles of wood	1717	14	90	1
094600 Manufactures of straw, of esparto or of other plaiting materials; Basketware and wickerwork			**5918**	**49**
094601 Plaits & similar products of plaiting materials			5918	49
100000 Pulp of wood or of other fibrous cellulosic material; recovered (waste and scrap) paper or paperboard; paper and paperboard and articles thereof	**2360282**	**19528**	**1579512**	**12909**
104700 Pulp of wood or of other fibrous cellulosic meterial; Recovered (Waste and scrap) paper or paperboard	**5693**	**47**	**103597**	**844**
104703 Chemical wood pulp, soda/sulphate			98306	801
104707 Recovered paper/paperboard	5693	47	5291	43
104800 Paper and paperboard; articles of paper pulp, of paper or of paperboard	**2345719**	**19408**	**1467318**	**11994**
104802 Uncoated paper and paper board	7094	59	3928	32
104803 Toilet or facial tissue stock, towel/napkin etc.	328	3		
104804 Uncoated craft paper & paperboard	388769	3229	107195	877
104805 Other uncoated paper/paprboard	762585	6281	252335	2066
104806 Vegetable parchment greaseproof paper etc.	234	2		
104810 Paper and paperboard,coated	11742	98	962	8
104811 Paper, paperboard, cellulose wadding etc.	236655	1963	185144	1512
104813 Cigarette paper not cut to size	730688	6052	704162	5753
104818 Toilet paper & similar paper etc.	108	1	11	0
104819 Cartons, boxes, cases, bags of paper	76559	637	96902	792
104820 Registers, a/c books,note books, etc	0	0		
104821 Paper/board labels of all kind	99228	823	95666	782

Import payments by countries /commodities Table-3.2 (Contd.)
(Four digit level HS code)

(First two digit section, second two digit chapter and last two digit indicate four digit level commodities)

(Amount in thousand)

HS Code - Countries/Commodities	2024 - 2025		2025 - 2026	
	Amount (BDT)	Amount (USD)	Amount (BDT)	Amount (USD)
104821 Paper/board labels of all kind Whether or nor printed	2883	24	44	0
104822 Bobbins, spools, cops etc. of paper/ pulp	818	7	716	6
104823 Other paper/board cellulose wadding etc.	28027	231	20254	166
104900 Printed books, newspapers, pictures etc.	**8870**	**73**	**8597**	**70**
104901 Printed book,brochures,leaflets etc.	715	6	1189	10
104908 Transfers (decalcomanias)	8141	67	7397	60
104911 Other printed mattrer	14	0	10	0
110000 Textiles & Textile Articles	**44704689**	**370145**	**42171103**	**344855**
115100 Wool, fine or coarse animal hair; woven fabric	**25075**	**205**	**201226**	**1640**
115104 Garmetted stock of wool/fine/coarse aimal hair			159	1
115106 Yarn of carded wool not retail sale			39	0
115107 Yarn of combed wool not retail sale	24996	204	201028	1639
115109 Yarn of wool/fine animl hair for retail sale	65	1		
115112 Woven fabrics combed wool/fine animal hair	15	0		
115200 Cotton	**22239168**	**184269**	**20043394**	**163919**
115202 Cotton waste	10741	87		
115203 Cotton carded or combed	7158	59	8532	70
115204 Cotton sewing thread	2349	20	4320	35
115205 Cotton yarn , cont 85%+ weg cotton	11325995	93936	9979471	81643
115206 Cotton yarn, less than 85% weg cotton	1041680	8615	765955	6262
115207 Cotton yarn other than sewing thread	61	0		
115208 Woven fabrics of cotton ,>= weg 85%+ , 200g/m.sq.	1064477	8800	1694756	13841
115209 Woven fabrics of cotton ,>= weg 85%+ , > 200g/m.sq.	4274868	35433	4052894	33136
115210 Woven fabrics of cotton ,> weg 85%+ , 200g/m.sq.	1216397	10080	847194	6925
115211 Woven fabrics of cotton ,> weg 85%+ , > 200g/m.sq.	3290315	27197	2681086	21931
115212 Other woven fabrics of cotton	5127	43	9188	75
115300 Other vegetable textile fibres; paper yarn etc.	**2850**	**24**	**19414**	**158**
115309 Woven fabrics of flax	2850	24	19414	158
115400 Man-made filaments	**11167659**	**92499**	**9786058**	**80016**
115401 Sewing thread of man-made filaments	61263	505	71306	583
115402 Synthetic filament yarn	8165177	67658	7031301	57491
115403 Artificial filment yarn	15946	133	17991	148
115404 Synthetic monofilament	19398	161	6512	53
115405 Artificial monofilament	6469	53		
115407 Woven fabrics of synthetic filament yrn	2899405	23989	2658947	21741
115500 Man-made staple fibres	**3242577**	**26814**	**3395971**	**27790**
115503 Synthetic stable fibres, not carded, combed	1286319	10635	324626	2658
115505 Waste of man-made fibres	9195	77		
115506 Synthetic staple fibres, carded, combed	3940	32	37860	311
115507 Artificial staple fibres, carded, combed	10640	89		
115508 Sewing thread man-made staple fibres	8672	71	7180	59

Import payments by countries /commodities Table-3.2 (Contd.)
(Four digit level HS code)

(First two digit section, second two digit chapter and last two digit indicate four digit level commodities)

(Amount in thousand)

HS Code - Countries/Commodities	2024 - 2025		2025 - 2026	
	Amount (BDT)	Amount (USD)	Amount (BDT)	Amount (USD)
115509 Yarn synthetic staple fibres	629536	5232	755557	6175
115510 Yarn of artificial staple fibres	38429	318	100851	824
115512 Woven fabrics of synth stap fibres, cont > 85%	224373	1865	111365	909
115513 Woven fabrics of synth stap fibres, weg 170 g/m.sq.	269722	2220	475450	3891
115514 Woven fabrics of synth stap fibres, weg > 170 g/m.sq.	585042	4810	1361382	11150
115515 Other woven fab Synthetic stap fibres	146003	1212	202041	1653
115516 Woven fabrics artificial staple fibres	30705	253	19658	161
115600 Wadding, felt and nonwovens; special yarns etc.	**922184**	**7625**	**973469**	**7956**
115601 Wadding text mterials fibre & articles	265478	2183	300446	2455
115602 Felt, coated,covered/laminated	76	1	274	2
115603 Nonwovens, coated,covered/laminated	301194	2501	350418	2863
115604 Rubber thread cord, textile covered,etc	167105	1379	165212	1351
115607 Twine, cordage, cbles etc.	172995	1433	145952	1193
115609 Artificial yarn, strip, twine etc. n.e.s.	15335	128	11167	91
115700 Carpets and other textile floor coverings	**4575**	**38**	**14788**	**121**
115703 Carpets & other text floor coverings ,tuffed	4575	38	14788	121
115800 Special woven fabrics; tufted text. Fabrics; lace; tapestries; trimmings; embroidery	**1501916**	**12392**	**1538681**	**12577**
115801 Woven pile & chenille fabrics	144845	1187	117494	958
115804 Tulles & other net fabrics	104259	861	122289	999
115805 Hand-wovn tapestries type gobelins	1049	9		
115806 Narrow woven fabrics	1120125	9243	1142344	9339
115807 Labeles, badges & similar articles text	91005	755	77526	634
115808 Braids in the pieces etc.	15090	125	21150	173
115810 Embroidery in the piece, in strips	411	3	13375	109
115811 Quilted text. Prodt. in piece, composed	25133	208	44502	363
115900 Impregnated, coated, covered textile fabrics etc.	**1727172**	**14253**	**1347109**	**11016**
115901 Textile fabrics coated with gum	46948	388	5919	48
115902 Tyre cord fabrics	190995	1585	279528	2288
115903 Tex fabrics impregnated,coated etc	1460775	12046	1026236	8391
115906 Rubberised text fabrics	4920	41	2247	18
115907 Text fabrics otherwise impregnated, coated etc	23533	193	33179	271
116000 Knitted or crocheted fabrics	**3826132**	**31651**	**4770073**	**38999**
116001 Pile fabrics	623418	5152	504108	4126
116002 Knitted or crochetd fabrics, wegt 5%+ of rub. thread	2911	24	1246	10
116003 Knitted or crochetd fabrics, not exd.30 cm	8409	69	3963	32
116004 Knitted or crochetd fabrics, exd.30 cm	1335104	11044	2109904	17253
116005 Wrap knit fabrics	395854	3267	562005	4595
116006 Other knitted or crochet fabrics	1460436	12095	1588846	12984
116100 Articles of apparel & cloth accessories, knitted/crocheted	**9444**	**78**	**12745**	**104**
116103 Men/boys suits, jakets etc			49	0
116105 Men/boys shirts knitted/crochetd	2	0		
116109 T-shirt singlets & other vests	4365	37	3551	29
116110 Jerseys, pullovers,cardigans etc.	20	0		

Import payments by countries /commodities Table-3.2 (Contd.)
(Four digit level HS code)

(First two digit section, second two digit chapter and last two digit indicate four digit level commodities)

(Amount in thousand)

HS Code - Countries/Commodities	2024 - 2025		2025 - 2026	
	Amount (BDT)	Amount (USD)	Amount (BDT)	Amount (USD)
116117 Other made up clothing accessories	5056	42	9144	75
116200 Articles of apparel & cloth accessories, not knitted/crocheted	**32837**	**272**	**51371**	**420**
116203 Men/boys suits, jakets etc			3247	27
116211 Track suits,ski-suits, swimwear etc	154	1		
116212 Brassieres, girdels, corsets etc			12978	106
116215 Ties, bow ties and cravats	176	1		
116217 Other made up cloth acesor & parts of garmt	32507	269	35146	287
116300 Other made up textile articles; sets; worn clothing and worn textile articles; rags	**3101**	**25**	**16804**	**138**
116305 Sacks & bags use for packing goods	2924	24		
116307 Other made up articles incl dress patterns	177	1	16804	138
120000 Footwear,Hradgear, Umbrellas, Sun Umbrellas, Walking Sticks, Seat-Sticks, Whips, Riding-Crops and Parts Thereof Etc	**1392022**	**11517**	**1145071**	**9367**
126400 Footwear, gaiters and the like; parts of such articles	**1386760**	**11473**	**1086961**	**8893**
126402 Other footwear, outer soles & uppers rubber	818	7	440	4
126403 Footwear with soles of rubber, plastics etc.			4703	39
126404 Footwear outer soles rubr/lathr etc	9509	79	30673	252
126405 Other footwear	2758	23	3448	28
126406 Parts of footwear	1373674	11365	1047697	8571
126500 Headgear and parts thereof	**3180**	**26**	**6135**	**50**
126505 Hat and other headgear knitted/croched	817	7	1822	15
126506 Other headgear, not lined	2032	17		
126507 Head-bands, linings, covers etc	331	3	4313	35
126700 Prepared feathers and down and articles made of feathers; artificila flowers; articles of human hair	**2083**	**17**	**51975**	**424**
126701 Skins and other parts of birds	2083	17	51975	424
130000 Articles of Stone, Plaster, Cement, Asbestos, Mica or Similar Materials; Ceramic Products; Glass and Glassware	**508852**	**4227**	**350641**	**2868**
136800 Articles of stone, plaster, asbestos, mica etc.	**388312**	**3226**	**263986**	**2158**
136802 Worked monumental buildg stone etc.	402	3		
136805 Natural/art abrasive powder/grain	267	2	1104	9
136806 Slag wool, rock wool etc.	323	3		
136815 Articles of stone/other mineral lsubs	387320	3218	262882	2149
136900 Ceramic products	**9176**	**76**	**7134**	**58**
136910 Ceramic sinks, wash basins etc.	9176	76	7134	58
137000 Glass and glassware	**111364**	**925**	**79522**	**652**
137003 Cast glass, rolled glass, etc.	17841	146	6437	53
137009 Glass mirrors, rear-view mirrors	49	0	391	3
137018 Glass beads imitation pearls etc.	4781	41	814	7
137019 Glass fibres & articles;	6046	51	1211	10
137020 Other articles of glass	82647	687	70668	579
150000 Base Metals & Articles of Base Metal	**479501**	**4003**	**518654**	**4245**
157200 Iron and Steel	**252473**	**2124**	**85667**	**703**
157204 Ferrous waste & scrap			19935	163

Import payments by countries /commodities Table-3.2 (Contd.)
(Four digit level HS code)

(First two digit section, second two digit chapter and last two digit indicate four digit level commodities)

(Amount in thousand)

HS Code - Countries/Commodities	2024 - 2025		2025 - 2026	
	Amount (BDT)	Amount (USD)	Amount (BDT)	Amount (USD)
157209 Flat-rolled prodt, >= width 600 mm, cold-rolled	41390	337	27218	224
157210 Flat-rolled prodt, >= width 600 mm, clad,plated	57733	489	36294	298
157212 Flat-rolled prodt, width 600 mm, clad,plated	2090	17	1958	16
157216 Angles,shpes & sections of iron	144047	1221		
157223 Wire of stainless steel	7214	59	262	2
157300 Articles of Iron and Steel	**66417**	**549**	**171213**	**1402**
157306 Other tubes, pipes & hollow profiles	223	2	1029	8
157307 Tubes/ pipes fittings of iron / steel	67	1	2292	19
157308 Structures & parts of structures	2255	19	78514	644
157310 Tanks, casks, drums etc.	590	5	164	1
157312 Stranded wire, ropes, cables etc.	12439	103	10187	83
157314 Wire,expanded metal of iron / steel			529	4
157315 Chain and parts, of iron/steel	2589	21	8966	73
157317 Nails,tacks,drawing pins etc.	11	0		
157318 Screws,bolts,nuts, etc.	41196	341	54860	449
157319 Sewing/knitting needles, etc.	263	2	12994	106
157320 Springs &leaves for springs	3302	27	14	0
157326 Other articles of iron or steel	3483	29	1664	14
157400 Copper and Articles Thereof	**6514**	**53**	**4687**	**38**
157408 Copper wire	113	1		
157411 Copper tubes and pipes	4924	40	4687	38
157415 Nails, tacks, drawing pins, of copper etc.	1477	12		
157600 Aluminium and Articles Thereof	**15615**	**130**	**321**	**3**
157601 Unwrought aluminium	14938	124		
157605 Aluminium wire			39	0
157607 Aluminium foil, backed/not backed			218	2
157616 Other aluminium articles	677	6	65	1
158200 Tools, implements, cutlery, spoons and forks, of base metal; parts thereof of base metal	**36826**	**304**	**30490**	**249**
158203 Files, rasps, pliers, etc.	4	0		
158204 Hand-operated spanners & wrenches			80	1
158205 Hand tools n.i.e	463	4	172	1
158207 Interchangeable tools, for hand tools	48	0	31	0
158208 Knives & cutting blades	28368	234	18982	155
158212 Razors and razor blades	7943	66	11225	92
158300 Miscellaneous articles of base metal	**101655**	**842**	**226276**	**1850**
158301 Padlocks & locks, of base metal	228	2	675	6
158302 Base metal mountings,fittings & articles etc.	4872	40	8145	66
158305 Fittings for loose-leaf binders, letter clips etc.			4	0
158307 Flexible tubing of base metal			692	6
158308 Clasps, frames, hooks etc.	63374	524	163115	1333
158309 Stoppers, caps & lids of base metal	502	4	78	1
158310 Sign-plates, name-plates, address-plate etc.	13445	112	34328	281
158311 Wire, rods, tubes plates, of base metal	19234	159	19239	157

Import payments by countries /commodities Table-3.2 (Contd.)
(Four digit level HS code)

(First two digit section, second two digit chapter and last two digit indicate four digit level commodities)

(Amount in thousand)

HS Code - Countries/Commodities	2024 - 2025		2025 - 2026	
	Amount (BDT)	Amount (USD)	Amount (BDT)	Amount (USD)
160000 Machinery and mechanical appliances; electrical equipment; parts thereof; soundrecorders and reproducers, television image and soundrecorders and reproducers; and parts and accessories of such articles	**7552949**	**62440**	**9676820**	**79160**
168400 Nuclear reactors, boilers, machinery and mechanical appliances; parts thereof	**3897410**	**32168**	**3629098**	**29675**
168402 Steam /other vapour generating boilers	1868	15	524	4
168405 Producer gas/water gas generators	1	0		
168408 Compression-ignition piston engin			427	3
168409 Parts spark-ignition pistn engin	108	1	786	6
168412 Other engines and motors	1497	13		
168413 Pumps for liquids	3781	32	1246	10
168414 Air/vacum pumps, gas compressors & fans	24233	198	12752	104
168415 Air conditioning machines	8675	72	2993	24
168416 Furnace burners for liquid fuel,etc.			2950	24
168418 Refrigerators,freezers & othr	74501	611	50586	414
168419 Machinery, plant/ lab equipments etc.	3027	25	2953	24
168421 Centrifuges, filtering machinery rtc.	108412	893	93028	761
168422 Dish washing machines, etc.	1231	10	26142	214
168423 Weighing machinery, etc.	855	7	593	5
168424 Mechanical appliances & the like	719	6	789	6
168428 Other Lifting, handling, etc.machinery	2799	23	33935	277
168433 Harvesting or threshing machinery	17834	146	5031	41
168436 Other agri, horti, poltry-kep machinery	40478	340	8612	70
168437 Machines cleaning, sorting/grading seed etc.	45061	373	68903	563
168438 Machinery n.i.e	26705	220	40796	334
168441 Other machinery making pulp/paper/board	479	4		
168443 Printing machinery	221187	1826	256742	2099
168445 Machine preparing txtile fibres	11860	97	1005	8
168448 Auxiliary mach for extrd, drw mch etc.	247356	2047	379396	3104
168449 Machinery for the manufactures etc.			475	4
168450 Household/laundry-type washing mach	14147	118	45405	371
168451 Machinery for washing, cleaning etc.	36208	298	42395	347
168452 Sewing machines, n/book sewng mach	1120437	9282	1227620	10038
168453 Machinery, preparing, tanning etc.	539	5		
168455 Metal rollng mills and rolls thereof	1472180	12109	1001403	8186
168456 Machine-tools for working any material by removal of material,by laser or other light or photon beam,ultra-sonic,electro-discharge,electro-chemical,electron beam or plasmaarc process;water-jet cutting machines	1	0		
168460 Machine-tools deburring, sharpening etc.			669	5
168461 Machine-tools planing, shaping etc.			751	6
168462 Machine-tools forging, hammering etc.	15770	131	1329	11
168464 Machine-tools working stone, ceramic etc.			191	2
168471 Automatic data processing machines etc.	219013	1804	134026	1095
168472 Other office machines	1183	10	4530	37

Import payments by countries /commodities Table-3.2 (Contd.)
(Four digit level HS code)

(First two digit section, second two digit chapter and last two digit indicate four digit level commodities)

(Amount in thousand)

HS Code - Countries/Commodities	2024 - 2025		2025 - 2026	
	Amount (BDT)	Amount (USD)	Amount (BDT)	Amount (USD)
168473 Parts & accessories of office machineries	64763	539	23710	193
168474 Machinery washing, crushing etc.	5256	44		
168477 Machinery for working rubber/plastics			2776	23
168478 Machinery preparng/making up tobaco	322	3	12	0
168479 Mechanical appl indivial func. n.i.e	55920	464	71586	588
168480 Moulding boxes for metal foundry etc.	24308	200	53665	439
168481 Taps, cocks, valves & similar etc.	4013	33	5907	48
168482 Ball/ roller bearings	4172	35	2153	18
168483 Transmission shafts, crank, bearing etc.	5243	43	11514	94
168484 Gaskets & similar joints of metal sheeting etc.	527	4	8156	67
168487 Machinery parts,not cont. elect. connectors	10743	88	638	5
168500 Electrical machinery and equipment and parts thereof; sound recorders and reproducers, television imageand sound recorders and reproducers and parts and accessories of such articles	**3655539**	**30272**	**6047722**	**49485**
168501 Electric motors and generator	182667	1517	78417	642
168502 Electric generating sets, rotary converters	62619	521	78809	644
168503 Parts electric motor,gen. Set	0	0	2154	18
168504 Electric transformer, inductors etc.	110484	916	141639	1158
168505 Electro-magnets;and articles			293	2
168506 Primary cels & primary baterie	2909	24	66065	540
168507 Electric accumulator;	94651	784	258995	2119
168508 Vcuum cleaners	86	1		
168509 Eletro-mechanical domestic appliances	2	0		
168511 Electrical ignition equipment, etc.	195	2	494	4
168512 Electrical lighting/signaling equipment,etc	19	0	139	1
168514 Industrial/lab electric furnaces, ovens, etc.	475	4	130	1
168515 Electric laser/photon beam , etc.			59	0
168516 Electric storage water heater, etc.	5669	47	227	2
168517 Telephone sets , other apparatus etc.	712400	5896	2408683	19711
168518 Microphones & stands therefor;	6503	54	134422	1098
168519 Sound recording apparatus	2348	20	2656	22
168523 Discs, tapes, smart cards etc.	33832	281	31733	259
168524 Flat panel display module	396765	3290	732553	5996
168525 Transmission appart radio-tel, etc.	21769	181	31799	261
168528 Monitors and projectors etc.	16520	138	14762	121
168528 Monitors and projectors,not incorporating television reception apparatus;reception apparatus for television,whether or not incorporating radio broadcast receivers or sound or videorecording or reproducing apparatus	69020	569	77877	637
168529 Parts suitable for use solely or principally with the apparatus of headings Nos.85.25 to 85.28	866028	7168	814646	6658
168529 Parts,trans,reception etc.,apts	10780	88	19806	162
168531 Electrical sound/visual sig apts	6258	51	6109	50
168532 Electrical capacitors, fixed,variable etc.	6811	57	13	0
168533 Electrical resistors, not heating	2645	22		

Import payments by countries /commodities Table-3.2 (Contd.)
(Four digit level HS code)

(First two digit section, second two digit chapter and last two digit indicate four digit level commodities)

(Amount in thousand)

HS Code - Countries/Commodities	2024 - 2025		2025 - 2026	
	Amount (BDT)	Amount (USD)	Amount (BDT)	Amount (USD)
168534 Printed circuits	5754	48	430	4
168535 Electrical apts for switching > 1000 volts	102109	835	11192	92
168536 Electrical apparatus for switching or protecting electrical circuits,or for making connections to or in electrical circuits for a voltage notexceeding 1,000 volts; connectors for optical fibres,optical fibres,optical fibre bundles or cables	5761	48	52	0
168536 Electrical apts for switching 1000 volts	3067	25	101	1
168537 Boards, panels, consols, etc.	636114	5268	1002700	8215
168538 Parts: of electrical switching,apts.	10214	84	8005	65
168539 Electric filament/discharge lamps	2	0		
168539 Electrical apparatus for switching or protecting electrical circuits,or for making connections to or in electrical circuits for a voltage notexceeding 1,000 volts; connectors for optical fibres,optical fibres,optical fibre bundles or cables	964	8		
168540 Thermionic,cold cathode valves etc.	287	2		
168541 Diodes, transistors, semi-conductor etc.	8722	72	295	2
168542 Electronic, integrated circuits	166552	1390	8494	69
168543 Electrical machines & apts. n.i.e.	58840	485	2624	21
168544 Insulatd wire, cable etc.	41957	345	111345	909
168546 Electrical insulators any metarial	3744	31	5	0
170000 Vehicales, Aircraft, Vessels and Associated Transport Equipment	**447407**	**3686**	**582232**	**4761**
178700 Vehicles other than railway or tramway rollingstock, and parts and accessories thereof	**445170**	**3667**	**582232**	**4761**
178707 Bodies, for tractors, buses			433	4
178708 Parts,accessories, motor vehicles	3095	26	3383	28
178714 Parts,accessories, of motorcycle/bicycles	442075	3642	576264	4713
178716 Trailer & semi-trailers;			2152	18
178900 Ships, boats and floating structures	**2237**	**18**		
178906 Other vessels,warship, lifeboats	2237	18		
180000 Optical, Photographic, Cinematographic, Measuring, Checking, Precision, Medical Orsurgical Instruments and Apparatus; Clocks and Watches; Musical Instruments; Parts and Accessories Thereof	**146732**	**1218**	**222316**	**1819**
189000 Optical, photographic, cinematographic, measuring, checking, precision, medical orsurgical instruments and apparatus; parts and accessories thereof	**146537**	**1216**	**222157**	**1817**
189001 Optical fibres etc	2224	19	9727	80
189004 Spectacles,goggles, etc.			59	0
189018 Instruments in medical,surgical, etc.	122437	1015	182162	1490
189019 Mechano-therapy,etc,appliances	6585	55	4813	39
189020 Other breathing appliance,gas masks	170	1	122	1
189021 Orthopaedic,appliances etc.	5459	46	5490	45
189022 Appratus based on x-ray,alpha, etc.			5579	45
189025 Hydrometers,thermometers etc.	525	4	3137	26
189026 Instruments, checking flow,level etc.	841	7	16	0
189027 Instruments, physical, chemical analysis etc.	868	7	29	0
189028 Gas,liquid, electricty meters	252	2		

Import payments by countries /commodities Table-3.2 (Contd.)
(Four digit level HS code)

(First two digit section, second two digit chapter and last two digit indicate four digit level commodities)

(Amount in thousand)

HS Code - Countries/Commodities	2024 - 2025		2025 - 2026	
	Amount (BDT)	Amount (USD)	Amount (BDT)	Amount (USD)
189029 Revolution counters,taximeters etc.	78	1		
189031 Measuring/checking instrument	6570	55	10026	82
189032 Automatic regulating instru	74	1	714	6
189033 Parts & accessories n.i.s	455	4	284	2
189100 Clocks and watches and parts thereof	**83**	**1**	**159**	**1**
189106 Time of day recording apparatus	83	1	159	1
189200 Musical instruments; parts and accessories	**113**	**1**		
189209 Parts of musical instruments	113	1		
200000 Miscellaneous Manufactured Articles	**1379493**	**11414**	**1133473**	**9266**
209400 Furniture; bedding, mattresses, mattress supports, cushions and similar stuffed furnishings; lamps and light fittings, not elsewhere specified or included; illuminated signs, illuminatednameplates and the like; prefabricated buildings	**22523**	**187**	**57691**	**470**
209401 Seats and parts	3145	26	2664	22
209402 Medical, surgical, dental furniture	2536	21		
209403 Other furniture & parts	8449	70	3506	29
209404 Mattress supports;	1254	10	657	5
209406 Prefabricated buildings	7139	59	50863	414
209500 Toys, games and sports requisites; parts and accessories thereof	**1955**	**16**	**1171**	**10**
209503 Tricycles, scooters, pedal cars etc.	1598	13	1171	10
209506 Articlese for gymnastics, sports etc.	357	3		
209600 Miscellaneous manufactured articles	**1355015**	**11211**	**1074612**	**8786**
209602 Worked veg/mineral carving matrl	489459	4046	407374	3331
209603 Brooms, brushes, etc.	149	1	348	3
209606 Buttons, press/snap-fasteners, etc	165087	1364	97505	797
209607 Slide fasteners and parts	619173	5122	498296	4074
209608 Ball point pens & markers	12602	106	3284	27
209609 Pencils, crayons etc.	15690	131	17015	139
209612 Typewriter ribbons,inked, etc.	13231	109	16058	131
209616 Scent/toilet sprays, etc	33811	282	34731	284
209619 Sanitary towels , napkins etc.	5814	48		
Western Samoa	**11855**	**97**	**4255**	**35**
150000 Base Metals & Articles of Base Metal	**11855**	**97**	**4255**	**35**
157200 Iron and Steel	**11855**	**97**	**4255**	**35**
157204 Ferrous waste & scrap	11855	97	4255	35
Yemen, Arab Republic Of	**188721**	**1557**	**305664**	**2502**
010000 Live Animals and Animal Products	**188721**	**1557**	**305664**	**2502**
010300 Fish and crustaceans, molluscs and other aquatic invertebrates	**188721**	**1557**	**305664**	**2502**
010303 Fish frozen excld. fish fillet	188721	1557	305664	2502
Zambia	**744768**	**6173**	**261777**	**2145**
020000 Vegetable Products	**2744**	**23**		
021200 Oil seeds and oleaginous fruits; miscellaneous grains; seeds and fruit; industrial or medicinal plants; straw and fodder	**2744**	**23**		
021209 Seed,fruit & spores for sowing	2744	23		

Import payments by countries /commodities Table-3.2 (Contd.)
(Four digit level HS code)

(First two digit section, second two digit chapter and last two digit indicate four digit level commodities)

(Amount in thousand)

HS Code - Countries/Commodities	2024 - 2025		2025 - 2026	
	Amount (BDT)	Amount (USD)	Amount (BDT)	Amount (USD)
050000 Mineral Products	**23225**	**195**		
052600 Ores, slag and ash	**23225**	**195**		
052602 Manganese ores & concentrates	23225	195		
110000 Textiles & Textile Articles	**330032**	**2762**		
115200 Cotton	**330032**	**2762**		
115201 Cotton not carded or combed	330032	2762		
150000 Base Metals & Articles of Base Metal	**388766**	**3193**	**261777**	**2145**
157400 Copper and Articles Thereof	**388766**	**3193**	**260983**	**2139**
157403 Reifned ,coper alloys.	388766	3193	260983	2139
157800 Lead and articles thereof			**794**	**7**
157804 Lead plates, sheets, strip & foil			794	7
Zimbabwe	**914116**	**7650**	**121357**	**990**
020000 Vegetable Products			**10517**	**86**
020800 Edible fruit nuts; peel of citrus fruit or melons			**10517**	**86**
020805 Citrus fruits, fresh or dried			10517	86
040000 Prepared foodstuffs; Beverages, Spirits and vineger; Tobacco and manufactured tobacco substitues	**9387**	**77**		
042400 Tobacco and manufactured tobacco substitutes	**9387**	**77**		
042401 Unmanufactured tobacco; tobacco refuse	9387	77		
110000 Textiles & Textile Articles	**904729**	**7573**	**110840**	**904**
115200 Cotton	**904729**	**7573**	**110840**	**904**
115201 Cotton not carded or combed	904729	7573	110840	904

Table-3.2 (Concluded)

Note: Goods import payments for govt. project and import payments of Rooppur nuclear power plant project are included from FY 2024-25 (Source: CCI&E and Rooppur nuclear power plant project).

Table-3.3: Import payments of services purposes/ countries (According to BPM6)

(Amount in thousand)

Purpose/Country	2024-2025		2025-2026	
	Amount (BDT)	**Amount (USD)**	**Amount (BDT)**	**Amount (USD)**
GRAND TOTAL (A+B+C)	**1441081810**	**11914850**	**1499080668**	**12257084**
A. Goods procured in ports by carriers	**3088354**	**25626**	**3320136**	**27170**
CHINA PEOPLE'S REPUBLIC (P.R)	-	-	20131	165
CYPRUS	253520	2105	-	-
ESTONIA	145694	1189	455183	3724
JAPAN	-	-	834	7
MALAYSIA	2401	20	-	-
SINGAPORE	142797	1186	86121	705
SRI LANKA	1001826	8345	1234969	10090
UNITED ARAB EMIRATES (UAE)	176307	1459	174272	1424
UNITED KINGDOM (UK)	8177	68	-	-
BELGIUM	1059	9	-	-
ISLE OF MAN	-	-	47360	389
ITALY	683	6	-	-
NETHERLANDS	12736	106	-	-
UNITED ARAB EMIRATES (UAE)	4229	35	14683	120
UNITED KINGDOM (UK)	1266784	10500	610023	5000
UNITED STATES OF AMERICA (USA)	72141	598	676560	5546
B. Goods acquired under merchanting	**868691**	**7161**	**586669**	**4797**
BULGARIA	5414	45	3550	29
CHINA PEOPLE'S REPUBLIC (P.R)	238	2	89159	729
CZECH REPUBLIC	5439	45	-	-
FRANCE	1220	10	1143	9
GERMANY	194089	1608	42607	348
INDIA	180252	1492	212385	1737
INDONESIA	2292	19	-	-
ITALY	125481	1033	93564	764
KOREA, REPUBLIC OF	-	-	5912	48
MALAYSIA	-	-	4880	40
PAKISTAN	-	-	27337	225
SINGAPORE	346268	2841	39002	319
SWEDEN	3577	29	949	8
SWITZERLAND	343	3	63436	518

Table-3.3: Import payments of services purposes/ countries Table-3.3 (Contd.)
(According to BPM6)

(Amount in thousand)

Purpose/Country	2024-2025		2025-2026	
	Amount (BDT)	**Amount (USD)**	**Amount (BDT)**	**Amount (USD)**
TURKEY	4078	33	2654	22
UNITED ARAB EMIRATES (UAE)	-	-	91	1
C. Services	**1437124765**	**11882063**	**1495173863**	**12225117**
2 Maintenance and repair services	**4092726**	**33858**	**3902095**	**31917**
AUSTRALIA	63	1	587	5
AUSTRIA	-	-	15506	127
BELGIUM	27271	224	10882	89
CANADA	-	-	999	8
CHINA PEOPLE'S REPUBLIC (P.R)	83958	688	48011	392
CYPRUS	1271	10	-	-
FRANCE	-	-	88402	720
GERMANY	615396	5045	-	-
HONG KONG: SAR OF CHINA	12889	107	4083	33
INDIA	9237	76	1831	15
INDONESIA	7451	61	13172	107
IRELAND	-	-	63843	522
ISLE OF MAN	17146	143	17741	145
ITALY	8052	67	-	-
JAPAN	43404	360	23872	195
KOREA, REPUBLIC OF	315	3	950	8
LUXEMBOURG	-	-	25577	208
MALAYSIA	682	6	81432	665
MALTA	-	-	38741	317
NETHERLANDS	681193	5657	329362	2700
NEW ZEALAND	-	-	3502	29
NORWAY	3673	30	4366	36
SINGAPORE	560116	4642	588454	4813
SPAIN	-	-	121766	998
SRI LANKA	52374	440	9945	81
SWEDEN	-	-	489	4
SWITZERLAND	610	5	-	-
THAILAND	-	-	40332	331
UNITED ARAB EMIRATES (UAE)	755853	6277	725514	5940
UNITED KINGDOM (UK)	1209535	9998	1153595	9429
UNITED STATES OF AMERICA (USA)	2237	18	489141	3999

Table-3.3: Import payments of services purposes/ countries Table-3.3 (Contd.)
(According to BPM6)

(Amount in thousand)

Purpose/Country	2024-2025		2025-2026	
	Amount (BDT)	**Amount (USD)**	**Amount (BDT)**	**Amount (USD)**
3 Transportation	**940143461**	**7773658**	**865169997**	**7074220**
3.1 Sea transport	**496143967**	**4107925**	**522076437**	**4267884**
3.1.1 Passenger	-	-	-	-
3.1.2 Freight	**484273002**	**4009683**	**507476924**	**4148611**
AFGHANISTAN	362	3	294	2
ALBANIA	460	4	-	-
ALGERIA	35314	292	10006	82
AMERICAN SAMOA	120	1	2086	17
ANGOLA	67472	558	26315	215
ANGUILLA	180	2	-	-
ARGENTINA	210380	1760	349167	2852
ARMENIA	483	4	-	-
AUSTRALIA	7014131	57976	5481339	44824
AUSTRIA	498657	4131	732898	6003
AZERBAIJAN	183	2	-	-
BAHAMAS	3100	26	4242	35
BAHRAIN	100443	827	63067	518
BARBADOS	2133	18	1941	16
BELARUSSIA	44262	371	43794	358
BELGIUM	1154743	9572	739822	6050
BELIZE	-	-	171	1
BENIN	23509	196	22673	185
BHUTAN	1411	12	719	6
BOLIVIA, PLURINATIONAL STATE OF	96	1	-	-
BOSNIA AND HERZEGOVINA	8764	72	269	2
BRAZIL	1170357	9689	1323714	10816
BRITISH INDIAN OCEAN TERRITORY	126	1	7	0
BRITISH VIRGIN ISLANDS	52227	432	47108	385
BRUNEI DARUSSALAM	16759	139	1469	12
BULGARIA	169919	1406	98314	803
BURKINA FASO	-	-	5892	48
CAMBODIA	21613	179	22763	186
CAMEROON	47393	391	9778	80
CANADA	4493901	37347	4252944	34807
CAPE VERDE	-	-	391	3
CAYMAN ISLANDS	24173	200	81424	664

Table-3.3: Import payments of services purposes/ countries Table-3.3 (Contd.) (According to BPM6)

(Amount in thousand)

Purpose/Country	2024-2025		2025-2026	
	Amount (BDT)	**Amount (USD)**	**Amount (BDT)**	**Amount (USD)**
CENTRAL AFRICAN REPUBLIC	-	-	72	1
CHAD	2867	24	391	3
CHILE	58769	484	61925	506
CHINA PEOPLE'S REPUBLIC (P.R)	68345505	566023	66357820	542517
CHRISTMAS ISLAND	9	0	-	-
COLOMBIA	-	-	919	8
COMOROS	76	1	-	-
COSTA RICA	317	3	2993	25
COTE D'IVOIRE	3702	30	7474	61
CUBA	960	8	-	-
CYPRUS	100031	822	503779	4116
CZECH REPUBLIC	106286	881	70637	577
DENMARK	291255	2414	358250	2927
DOMINICAN REPUBLIC	426	4	-	-
ECUADOR	3318	27	990	8
EGYPT	2292034	18956	1843157	15056
ESTONIA	34	0	86	1
ETHIOPIA	3812	32	-	-
East TIMOR	-	-	28	0
FAROE ISLANDS	214	2	-	-
FIJI	3027	25	5156	42
FINLAND	476623	3947	343731	2813
FRANCE	2813166	23351	2671446	21837
GABON	-	-	1030	8
GAMBIA	-	-	1593	13
GEORGIA	-	-	622	5
GERMANY	13927461	115476	12735271	104138
GHANA	9467	78	3110	25
GIBRALTAR	-	-	293	2
GREECE	104304	867	209941	1716
GUATEMALA	1534	13	1762	14
GUINEA	586	5	110	1
GUINEA-BISSAU	-	-	37	0
HONDURAS	93436	776	25291	207
HONG KONG: SAR OF CHINA	37779562	312712	33158358	271098
HUNGARY	6040	50	2139	17
ICELAND	3101	26	25983	213
INDIA	15339104	126850	14581649	119236
INDONESIA	5537378	46039	4713721	38527

Table-3.3: Import payments of services purposes/ countries Table-3.3 (Contd.)
(According to BPM6)

(Amount in thousand)

Purpose/Country	2024-2025		2025-2026	
	Amount (BDT)	**Amount (USD)**	**Amount (BDT)**	**Amount (USD)**
IRAQ	319858	2681	112116	919
IRELAND	64036	531	90790	742
ISLE OF MAN	7052	58	2196	18
ITALY	1391858	11498	1877488	15360
JAMAICA	36	0	-	-
JAPAN	11287275	93365	10471709	85590
JORDAN	11607	96	38914	318
KAZAKHSTAN	13396	112	1911	16
KENYA	3473	29	20799	170
KIRIBATI	3622	30	15813	129
KOREA, REPUBLIC OF	6412821	53119	5662861	46313
KOSOVO	537	4	566	5
KUWAIT	122030	1005	170292	1392
KYRGYZSTAN	4032	34	17326	142
LAOS PEOPLE'S DEMOCRATIC REPUBLIC	4683	39	932	8
LATVIA	1481	12	-	-
LEBANON	1030	9	1320	11
LIBERIA	23913	197	11912	97
LIBYAN ARAB JAMAHIRIYA	36	0	-	-
LITHUANIA	26712	222	8853	72
LUXEMBOURG	17959	149	14201	116
MACAO: SAR OF CHINA	261019	2163	196953	1611
MADAGASCAR	-	-	809	7
MALAWI	246	2	-	-
MALAYSIA	4843213	40115	4909784	40147
MALDIVES	11622	96	65757	536
MALI	35936	300	1586	13
MALTA	7563	62	302311	2474
MARSHALL ISLANDS	1042	9	1955	16
MAURITANIA	4877	40	5757	47
MAURITIUS	300162	2496	65737	537
MEXICO	4716	39	3340	27
MOLDOVIA	-	-	1839	15
MONGOLIA	-	-	3802	31
MOROCCO	18374	151	7633	63
MOZAMBIQUE	40925	336	87897	719
MYANMAR	611486	5017	395127	3231
NAMIBIA	24924	211	3515	29

Table-3.3: Import payments of services purposes/ countries Table-3.3 (Contd.) (According to BPM6)

(Amount in thousand)

Purpose/Country	2024-2025		2025-2026	
	Amount (BDT)	**Amount (USD)**	**Amount (BDT)**	**Amount (USD)**
NEPAL	31	0	468	4
NETHERLANDS	5486115	45504	2372702	19401
NEW ZEALAND	966607	8004	898054	7343
NIGER	1219	10	-	-
NIGERIA	1759	15	88797	729
NORWAY	69990	577	181016	1478
OMAN	786024	6516	993476	8121
PAKISTAN	2776300	22984	2219774	18146
PANAMA	-	-	37	0
PAPUA NEW GUINEA	12494	102	32135	263
PARAGUAY	1187	10	-	-
PERU	13981	115	16556	135
PHILIPPINES	101426	836	192943	1576
POLAND	214010	1772	197060	1611
PORTUGAL	25875	214	23014	188
QATAR	406624	3349	387852	3177
ROMANIA	272191	2292	2429	20
RUSSIAN FEDERATION	6491955	53846	3689020	30166
RWANDA	9400	77	-	-
SAINT PIERRE AND MIQUELON	-	-	12788	104
SAN MARINO	4546	38	5765	47
SAUDI ARABIA	1412391	11703	1365329	11158
SCOTLAND	742	6	2693	22
SENEGAL	3058	25	-	-
SERBIA	21894	180	6490	53
SEYCHELLES	9502	79	8630	71
SIERRA LEONE	61594	504	62237	507
SINGAPORE	129711689	1073465	180918884	1478520
SLOVAKIA	336	3	2773	23
SLOVENIA	2000	17	1730	14
SOLOMON ISLANDS	12	0	4655	38
SOUTH AFRICA	1670588	13887	2290713	18753
SOUTH SUDAN	-	-	1145	9
SPAIN	718965	5965	560737	4586
SRI LANKA	638188	5283	507618	4156
SURINAME	240	2	6275	51
SWAZILAND	28693	238	51541	422
SWEDEN	368130	3048	337556	2761
SWITZERLAND	21795178	180318	17400875	142287
TAIWAN: PROVINCE OF CHINA	5800573	48053	4838026	39561

Table-3.3: Import payments of services purposes/ countries Table-3.3 (Contd.) (According to BPM6)

(Amount in thousand)

Purpose/Country	2024-2025		2025-2026	
	Amount (BDT)	**Amount (USD)**	**Amount (BDT)**	**Amount (USD)**
TAJIKISTAN	24992	210	12217	100
TANZANIA, UNITED REPUBLIC OF	196334	1615	288546	2358
THAILAND	5926580	49151	4547052	37173
TRINIDAD AND TOBAGO	245	2	-	-
TUNISIA	314619	2621	3614	30
TURKEY	5089471	42096	5074512	41489
TURKMENISTAN	244	2	-	-
U.S. VIRGIN ISLANDS	-	-	39	0
UGANDA	22888	188	31913	261
UKRAINE	10475	87	68445	561
UNITED ARAB EMIRATES (UAE)	69866243	578206	70851909	579406
UNITED KINGDOM (UK)	5352744	44291	4134493	33805
UNITED STATES OF AMERICA (USA)	23619341	195954	23077482	188650
URUGUAY	30654	253	16137	132
UZBEKISTAN	763	6	12075	99
VANUATU	1883	15	-	-
VATICAN CITY	-	-	38	0
VENEZUELA, BOLIVARIAN REPUBLIC OF	514	4	2276	19
VIET NAM	5576067	46159	4087472	33415
WESTERN SAMOA	98	1	7	0
YEMEN, ARAB REPUBLIC OF	2713	23	610	5
ZAMBIA	-	-	122	1
3.1.3 Other	**11870965**	**98242**	**14599513**	**119273**
ALGERIA	4182	35	-	-
AUSTRALIA	9454	78	9957	81
AUSTRIA	6395	52	11643	95
BELGIUM	4692	39	8563	70
BRAZIL	2535	21	2304	19
CAMBODIA	5136	43	11665	96
CAMEROON	1182	10	-	-
CANADA	3192	26	43272	355
CHILE	342	3	-	-
CHINA PEOPLE'S REPUBLIC (P.R)	3659554	30333	4114279	33624
CYPRUS	238	2	-	-

Table-3.3: Import payments of services purposes/ countries Table-3.3 (Contd.) (According to BPM6)

(Amount in thousand)

Purpose/Country	2024-2025		2025-2026	
	Amount (BDT)	**Amount (USD)**	**Amount (BDT)**	**Amount (USD)**
CZECH REPUBLIC	11509	95	2126	17
DENMARK	2243	18	160905	1319
EGYPT	13121	109	10570	86
FINLAND	5490	45	69	1
FRANCE	2998	25	12407	101
GERMANY	306362	2519	104841	856
GREECE	1249	11	3180	26
GUATEMALA	-	-	122	1
HONG KONG: SAR OF CHINA	1641808	13595	1681729	13744
HUNGARY	-	-	149	1
INDIA	936994	7744	718105	5875
INDONESIA	98052	814	318583	2600
IRELAND	1068	9	634	5
ITALY	60876	503	39996	327
JAPAN	73224	606	60313	493
JORDAN	-	-	102	1
KOREA, REPUBLIC OF	117892	975	135161	1103
KUWAIT	50283	419	-	-
LATVIA	-	-	215	2
LITHUANIA	209	2	301	2
LUXEMBOURG	-	-	244	2
MALAYSIA	128311	1064	287563	2355
MALDIVES	1339	11	17526	143
MAURITIUS	1497	12	-	-
MEXICO	127	1	611	5
MOROCCO	-	-	1501	12
MYANMAR	1627	14	6183	51
NETHERLANDS	15674	130	19152	157
NEW ZEALAND	225	2	81	1
NORWAY	3057	25	21694	177
OMAN	21187	178	3357	27
PAKISTAN	148564	1227	147819	1209
PANAMA	1342	11	-	-
PHILIPPINES	4110	34	4079	33
POLAND	16886	140	10969	90
PORTUGAL	517	4	2554	21
QATAR	136321	1125	195386	1597
ROMANIA	651	5	1298	11
SAUDI ARABIA	2140	18	9168	75
SINGAPORE	1203656	9984	4211726	34367
SLOVAKIA	4006	33	-	-

Table-3.3: Import payments of services purposes/ countries Table-3.3 (Contd.) (According to BPM6)

(Amount in thousand)

Purpose/Country	2024-2025		2025-2026	
	Amount (BDT)	**Amount (USD)**	**Amount (BDT)**	**Amount (USD)**
SLOVENIA	3825	31	876	7
SOUTH AFRICA	1233	10	1933	16
SPAIN	33638	278	36989	303
SRI LANKA	288939	2412	97475	797
SWEDEN	113	1	718	6
SWITZERLAND	1991	16	3904	32
TAIWAN: PROVINCE OF CHINA	95043	786	88810	726
THAILAND	252874	2093	267518	2186
TUNISIA	61	1	-	-
TURKEY	141369	1173	47593	390
UGANDA	-	-	86	1
UKRAINE	-	-	689	6
UNITED ARAB EMIRATES (UAE)	510081	4220	312955	2562
UNITED KINGDOM (UK)	150568	1246	38665	316
UNITED STATES OF AMERICA (USA)	1483910	12197	1214488	9919
VIET NAM	195803	1629	94712	774
3.2 Air transport	**181087449**	**1499954**	**145685695**	**1191621**
3.2.1 Passenger	**101958829**	**844793**	**91127609**	**745458**
BAHRAIN	2427271	20149	2699536	22090
BRUNEI DARUSSALAM	12461	104	-	-
CHAD	230	2	-	-
CHINA PEOPLE'S REPUBLIC (P.R)	5174873	42824	5505449	45039
EGYPT	-	-	262133	2138
ETHIOPIA	474331	3890	1113896	9099
FRANCE	511311	4263	258380	2116
GERMANY	-	-	146922	1198
INDIA	10295638	85148	11535991	94467
JAPAN	3570	29	5490	45
JORDAN	755	6	18461	151
KIRIBATI	2705	22	8003	66
KOREA, REPUBLIC OF	84159	700	63686	520
KUWAIT	4688502	38889	3636679	29765
MALAYSIA	5848797	48501	9661566	79000
MALDIVES	-	-	788	6
MOROCCO	91427	769	-	-
NEPAL	588238	4851	786984	6441

Table-3.3: Import payments of services purposes/ countries Table-3.3 (Contd.)
(According to BPM6)

(Amount in thousand)

Purpose/Country	2024-2025		2025-2026	
	Amount (BDT)	**Amount (USD)**	**Amount (BDT)**	**Amount (USD)**
OMAN	5274450	43571	6403900	52379
PHILIPPINES	7589	63	19846	162
QATAR	12730051	105800	5655921	46279
SAUDI ARABIA	15006110	124286	12243369	100103
SINGAPORE	3917682	32448	3257201	26630
SRI LANKA	4376729	36195	5424554	44352
THAILAND	5292942	43794	8116875	66425
TURKEY	3881849	32088	2563904	20969
UNITED ARAB EMIRATES (UAE)	19754372	163823	9367310	76637
UNITED STATES OF AMERICA (USA)	1512787	12576	2370765	19381
3.2.2 Freight	**61016971**	**504608**	**46111600**	**377106**
ARGENTINA	4337	36	5320	43
ARMENIA	-	-	61	1
AUSTRALIA	28413	235	41449	339
AUSTRIA	84638	703	87099	712
AZERBAIJAN	1598540	13257	2186496	17852
BAHAMAS	560	5	570	5
BAHRAIN	849569	7025	720237	5894
BARBADOS	204	2	117	1
BELARUSSIA	-	-	1228	10
BELGIUM	70892	588	61000	499
BELIZE	-	-	17	0
BHUTAN	3536	29	299	2
BOSNIA AND HERZEGOVINA	259	2	71	1
BRAZIL	5746	48	7713	63
BRITISH VIRGIN ISLANDS	1486	12	3104	25
BRUNEI DARUSSALAM	602	5	-	-
BULGARIA	8070	67	11136	91
BURKINA FASO	331	3	-	-
CAMBODIA	119	1	408	3
CANADA	19401	160	12681	104
CAYMAN ISLANDS	-	-	49	0
CENTRAL AFRICAN REPUBLIC	46	0	-	-
CHAD	118	1	-	-
CHILE	1182	10	934	8
CHINA PEOPLE'S REPUBLIC (P.R)	4237056	35050	4089696	33441

Table-3.3: Import payments of services purposes/ countries Table-3.3 (Contd.) (According to BPM6)

(Amount in thousand)

Purpose/Country	2024-2025		2025-2026	
	Amount (BDT)	**Amount (USD)**	**Amount (BDT)**	**Amount (USD)**
CONGO	93	1	-	-
COSTA RICA	897	7	-	-
CROATIA	-	-	703	6
CYPRUS	87	1	38	0
CZECH REPUBLIC	35464	294	49454	404
DENMARK	123627	1022	130365	1065
DOMINICAN REPUBLIC	221	2	-	-
EGYPT	17028	141	85484	697
EL SALVADOR	12	0	-	-
ERITREA	-	-	171	1
ESTONIA	51	0	8	0
ETHIOPIA	144957	1207	484903	3962
FIJI	32356	268	1340	11
FINLAND	55874	463	31040	254
FRANCE	881719	7297	956202	7815
GEORGIA	2330	19	-	-
GERMANY	790988	6553	781629	6392
GREECE	1374	11	11112	91
GREENLAND	114	1	-	-
GUATEMALA	11	0	-	-
GUINEA	170	1	25	0
HONDURAS	17675	146	9699	80
HONG KONG: SAR OF CHINA	2298966	19025	2584842	21137
HUNGARY	6313	53	10390	85
ICELAND	169	1	17	0
INDIA	2346235	19426	2871709	23487
INDONESIA	50459	419	125582	1029
IRELAND	13148	109	13062	107
ISLE OF MAN	57652	471	-	-
ITALY	350607	2903	341040	2788
JAPAN	714555	5908	765781	6257
JORDAN	46310	384	55136	451
KAZAKHSTAN	186	2	444	4
KENYA	3047	26	821	7
KIRIBATI	66	1	-	-
KOREA, REPUBLIC OF	523877	4333	623168	5098
KOSOVO	-	-	425	3
KUWAIT	2074210	17202	1006916	8243

Table-3.3: Import payments of services purposes/ countries Table-3.3 (Contd.) (According to BPM6)

(Amount in thousand)

Purpose/Country	2024-2025		2025-2026	
	Amount (BDT)	**Amount (USD)**	**Amount (BDT)**	**Amount (USD)**
LAOS PEOPLE'S DEMOCRATIC REPUBLIC	18	0	-	-
LATVIA	939	8	166	1
LEBANON	24	0	215	2
LITHUANIA	3244	27	926	8
LUXEMBOURG	12175	101	12149	100
MACAO: SAR OF CHINA	25263	211	18358	150
MALAYSIA	660600	5490	392863	3211
MALDIVES	120	1	33	0
MALI	12	0	-	-
MALTA	269	2	84	1
MARSHALL ISLANDS	-	-	34	0
MAURITIUS	86798	722	39347	321
MEXICO	9924	82	8815	72
MOROCCO	6913	57	6985	57
MYANMAR	-	-	61	1
NAMIBIA	43	0	-	-
NEPAL	80	1	605	5
NETHERLANDS	1140421	9400	987162	8074
NEW ZEALAND	1457	12	1573	13
NIGERIA	9	0	-	-
NORWAY	13997	116	19194	157
OMAN	1675546	13727	1544194	12652
PAKISTAN	232669	1924	181651	1486
PERU	112	1	3287	27
PHILIPPINES	2368	20	6218	51
POLAND	36519	303	35743	293
PORTUGAL	17443	144	28642	234
QATAR	10249575	84699	2290455	18751
ROMANIA	4971	41	6481	53
RUSSIAN FEDERATION	2657	22	1640	13
RWANDA	18912	156	7321	60
SAINT KITTS AND NEVIS	14	0	-	-
SAN MARINO	525	4	222	2
SAUDI ARABIA	4339541	35719	1812640	14814
SCOTLAND	361	3	5155	42
SENEGAL	-	-	60	0
SERBIA	13257	108	1133	9
SEYCHELLES	27	0	-	-

Table-3.3: Import payments of services purposes/ countries Table-3.3 (Contd.) (According to BPM6)

(Amount in thousand)

Purpose/Country	2024-2025		2025-2026	
	Amount (BDT)	**Amount (USD)**	**Amount (BDT)**	**Amount (USD)**
SIERRA LEONE	37	0	92	1
SINGAPORE	3918476	32411	2742106	22418
SLOVAKIA	1381	11	1178	10
SLOVENIA	233	2	1781	15
SOUTH AFRICA	51190	427	20210	165
SPAIN	116899	969	127119	1039
SRI LANKA	1323808	10948	1233730	10091
SURINAME	18	0	-	-
SWAZILAND	-	-	3545	29
SWEDEN	29572	246	36078	295
SWITZERLAND	535866	4430	493274	4034
TAIWAN: PROVINCE OF CHINA	194490	1609	257680	2106
TAJIKISTAN	112	1	201	2
TANZANIA, UNITED REPUBLIC OF	179	2	33	0
THAILAND	1085146	8989	1719346	14076
TUNISIA	933	8	122	1
TURKEY	2760709	22759	3050981	24939
TURKMENISTAN	20	0	-	-
TUVALU	-	-	365	3
U.S. VIRGIN ISLANDS	104	1	86	1
UKRAINE	4151	34	3673	30
UNITED ARAB EMIRATES (UAE)	9183163	76062	6114362	50023
UNITED KINGDOM (UK)	1696171	14042	1820554	14884
UNITED STATES OF AMERICA (USA)	3961505	32875	2826382	23108
URUGUAY	198	2	245	2
UZBEKISTAN	451	4	459	4
VATICAN CITY	474	4	-	-
VENEZUELA, BOLIVARIAN REPUBLIC OF	37	0	-	-
VIET NAM	88892	735	73366	600
WESTERN SAMOA	-	-	29	0
3.2.3 Other	**18111649**	**150553**	**8446486**	**69058**
ARGENTINA	-	-	212	2
AUSTRALIA	3117	26	3294	27
AUSTRIA	21213	176	3845	31
BAHRAIN	1024	8	-	-
BELGIUM	19644	163	10868	89

Table-3.3: Import payments of services purposes/ countries Table-3.3 (Contd.) (According to BPM6)

(Amount in thousand)

Purpose/Country	2024-2025		2025-2026	
	Amount (BDT)	**Amount (USD)**	**Amount (BDT)**	**Amount (USD)**
BRAZIL	505	4	352	3
BRUNEI DARUSSALAM	-	-	1310	11
BULGARIA	264	2	235	2
CAMBODIA	19569	162	8803	72
CANADA	17521	146	10273	84
CHILE	800	7	3266	27
CHINA PEOPLE'S REPUBLIC (P.R)	2760202	22908	1808610	14784
COLOMBIA	17972	150	13614	111
COSTA RICA	131	1	366	3
CZECH REPUBLIC	2815	23	899	7
DENMARK	1126	9	3336	27
EGYPT	15455	130	10108	82
ESTONIA	21	0	-	-
ETHIOPIA	-	-	188	2
FINLAND	581	5	337	3
FRANCE	30735	255	11379	93
GEORGIA	522	4	-	-
GERMANY	243446	2015	190037	1554
GREECE	1881	16	570	5
HONDURAS	2511	21	-	-
HONG KONG: SAR OF CHINA	2928643	24336	1698794	13887
HUNGARY	2740	23	1352	11
INDIA	1821309	15125	393109	3212
INDONESIA	47535	395	20225	166
IRAQ	-	-	90	1
IRELAND	4466	37	1174	10
ISLE OF MAN	3606	30	56856	465
ITALY	88219	733	65547	537
JAPAN	129356	1069	73304	599
JORDAN	2076	17	1054	9
KAZAKHSTAN	54	0	-	-
KENYA	566	5	-	-
KOREA, REPUBLIC OF	174469	1442	68785	563
LATVIA	789	7	173	1
LITHUANIA	1213	10	92	1
LUXEMBOURG	-	-	1286	11
MALAYSIA	492586	4112	29252	239
MALDIVES	104584	868	89053	729
MALTA	5	0	-	-

Table-3.3: Import payments of services purposes/ countries Table-3.3 (Contd.) (According to BPM6)

(Amount in thousand)

Purpose/Country	2024-2025		2025-2026	
	Amount (BDT)	**Amount (USD)**	**Amount (BDT)**	**Amount (USD)**
MAURITIUS	79	1	-	-
MEXICO	7645	64	8576	70
MOROCCO	117	1	1212	10
MYANMAR	-	-	11587	95
NEPAL	5089	42	-	-
NETHERLANDS	15521	129	15704	128
NEW ZEALAND	66	1	78	1
NORWAY	5855	48	630	5
OMAN	300026	2486	322149	2635
PAKISTAN	157180	1301	118862	970
PANAMA	-	-	95	1
PARAGUAY	-	-	128	1
PERU	318	3	3759	31
PHILIPPINES	8011	67	1615	13
POLAND	8600	72	5782	47
PORTUGAL	2231	18	5404	44
QATAR	102104	860	392	3
ROMANIA	1919	16	5100	42
SAUDI ARABIA	600	5	-	-
SCOTLAND	-	-	43	0
SINGAPORE	1197445	9988	230691	1885
SLOVAKIA	1687	14	3338	27
SLOVENIA	148	1	117	1
SOUTH AFRICA	3449	29	111	1
SPAIN	24652	204	16712	137
SRI LANKA	1854948	15424	1123562	9184
SWEDEN	2411	20	6698	55
SWITZERLAND	11864	98	4504	37
TAIWAN: PROVINCE OF CHINA	83976	696	122322	1000
THAILAND	380969	3163	137838	1127
TURKEY	101815	850	39159	320
UNITED ARAB EMIRATES (UAE)	4176519	34756	1242300	10166
UNITED KINGDOM (UK)	45680	380	34605	283
UNITED STATES OF AMERICA (USA)	401615	3333	227447	1860
URUGUAY	882	7	4891	40
UZBEKISTAN	-	-	58	0
VIET NAM	244957	2041	168969	1381
3.3 Other modes of transport	**262912045**	**2165779**	**197407865**	**1614714**

Table-3.3: Import payments of services purposes/ countries Table-3.3 (Contd.) (According to BPM6)

(Amount in thousand)

Purpose/Country	2024-2025		2025-2026	
	Amount (BDT)	**Amount (USD)**	**Amount (BDT)**	**Amount (USD)**
3.3.1 Rail transport	**812430**	**6735**	**563781**	**4606**
3.3.1.1 Passenger	-	-	-	-
3.3.1.2 Freight	**812430**	**6735**	**563781**	**4606**
CHINA PEOPLE'S REPUBLIC (P.R)	-	-	110	1
HONG KONG: SAR OF CHINA	-	-	123	1
INDIA	812430	6735	563548	4604
3.3.1.3 Other	-	-	-	-
3.3.2 Road transport	**14337448**	**118662**	**13322663**	**108954**
3.3.2.1 Passenger	-	-	-	-
3.3.2.2 Freight	**14313579**	**118465**	**13294638**	**108724**
AUSTRALIA	-	-	36	0
AUSTRIA	416	3	143	1
BARBADOS	-	-	2	0
BELGIUM	-	-	171	1
BHUTAN	2920843	24231	2990456	24458
BRUNEI DARUSSALAM	33	0	-	-
CAYMAN ISLANDS	788	6	-	-
CHINA PEOPLE'S REPUBLIC (P.R)	6784	56	5037	41
DENMARK	33	0	-	-
GERMANY	664	5	953	8
HONG KONG: SAR OF CHINA	2019	17	3380	28
INDIA	11285055	93341	10238339	83727
INDONESIA	481	4	-	-
ITALY	-	-	43	0
JAPAN	352	3	98	1
KOREA, REPUBLIC OF	1867	15	5	0
MALAYSIA	-	-	284	2
NEPAL	45791	381	14273	117
NETHERLANDS	886	7	1201	10
PAKISTAN	397	3	71	1
SAUDI ARABIA	3196	27	-	-
SINGAPORE	5526	46	1909	16
SOUTH AFRICA	57	0	-	-
SRI LANKA	92	1	-	-
SWITZERLAND	-	-	6453	53
TAIWAN: PROVINCE OF CHINA	2230	18	1981	16

Table-3.3: Import payments of services purposes/ countries Table-3.3 (Contd.) (According to BPM6)

(Amount in thousand)

Purpose/Country	2024-2025		2025-2026	
	Amount (BDT)	**Amount (USD)**	**Amount (BDT)**	**Amount (USD)**
THAILAND	2607	21	2811	23
TURKEY	374	3	244	2
UNITED ARAB EMIRATES (UAE)	33088	275	26733	219
UNITED STATES OF AMERICA (USA)	-	-	15	0
3.3.2.3 Other	**23869**	**197**	**28025**	**229**
INDIA	23869	197	28025	229
3.3.3 Pipeline transport	**59188**	**496**	-	-
INDIA	59188	496	-	-
3.3.4 Electricity transmission services	**242088219**	**1993374**	**177599515**	**1452716**
INDIA	242084539	1993344	177599515	1452716
NEPAL	3680	30	-	-
3.3.5 Postal and courier services	**5614760**	**46512**	**5921906**	**48438**
3.3.5.1 Postal services	**84472**	**707**	**102726**	**843**
AUSTRALIA	13499	113	21289	174
AUSTRIA	-	-	258	2
BELGIUM	105	1	121	1
BRAZIL	-	-	113	1
CHINA PEOPLE'S REPUBLIC (P.R)	-	-	9	0
CZECH REPUBLIC	-	-	1	0
FRANCE	1611	14	559	5
GERMANY	-	-	291	2
INDIA	354	3	-	-
INDONESIA	-	-	176	1
INT. BODIES (NIE)	1466	12	-	-
IRELAND	-	-	1976	16
JAPAN	1804	15	-	-
KUWAIT	337	3	-	-
OMAN	-	-	168	1
SINGAPORE	-	-	23	0
SWITZERLAND	22869	192	25193	207
THAILAND	1335	11	1278	10
UNITED ARAB EMIRATES (UAE)	8493	72	12124	100
UNITED STATES OF AMERICA (USA)	32599	272	39147	322
3.3.5.2 Courier services	**5530288**	**45805**	**5819180**	**47596**
BELGIUM	-	-	7	0

Table-3.3: Import payments of services purposes/ countries Table-3.3 (Contd.)
(According to BPM6)

(Amount in thousand)

Purpose/Country	2024-2025		2025-2026	
	Amount (BDT)	**Amount (USD)**	**Amount (BDT)**	**Amount (USD)**
CHINA PEOPLE'S REPUBLIC (P.R)	1018	8	305	3
CZECH REPUBLIC	-	-	11	0
HONG KONG: SAR OF CHINA	8834	73	8720	71
INDIA	24696	204	6087	50
JAPAN	3573	29	-	-
MALAYSIA	3	0	4	0
NETHERLANDS	3145231	26045	2950376	24138
PAKISTAN	107	1	-	-
POLAND	9	0	-	-
SINGAPORE	138097	1145	380099	3110
SPAIN	42	0	-	-
TURKEY	32	0	-	-
UNITED ARAB EMIRATES (UAE)	603219	4950	1113879	9112
UNITED STATES OF AMERICA (USA)	1605427	13348	1359692	11113
4 Travel	**200762943**	**1659819**	**245027915**	**2003932**
4.1 Business	**4963558**	**41115**	**4999097**	**40888**
4.1.1 Official	**819364**	**6799**	**979952**	**8018**
AFGHANISTAN	432	4	183	2
ALGERIA	49	0	61	1
AMERICAN SAMOA	742	6	-	-
ARMENIA	183	2	61	1
AUSTRALIA	18019	152	20009	164
AUSTRIA	1827	15	4228	35
AZERBAIJAN	10188	85	1004	8
BAHRAIN	1921	16	3834	31
BELGIUM	4320	36	7440	61
BENIN	19	0	-	-
BHUTAN	5645	47	6385	52
BOTSWANA	-	-	37	0
BRAZIL	1203	10	9738	80
BRUNEI DARUSSALAM	830	7	1926	16
BULGARIA	184	2	-	-
CAMBODIA	2828	24	3909	32
CAMEROON	-	-	123	1
CANADA	70724	598	12430	102
CAPE VERDE	66	1	-	-
CENTRAL AFRICAN REPUBLIC	14164	118	18359	150

Table-3.3: Import payments of services purposes/ countries Table-3.3 (Contd.) (According to BPM6)

(Amount in thousand)

Purpose/Country	2024-2025		2025-2026	
	Amount (BDT)	**Amount (USD)**	**Amount (BDT)**	**Amount (USD)**
CHINA PEOPLE'S REPUBLIC (P.R)	59241	494	57440	470
COLOMBIA	832	7	866	7
CONGO	6858	56	17033	139
CYPRUS	610	5	282	2
CZECH REPUBLIC	-	-	1078	9
DENMARK	705	6	4663	38
EGYPT	901	7	3327	27
EL SALVADOR	451	4	-	-
ESTONIA	-	-	156	1
ETHIOPIA	1553	13	1595	13
East TIMOR	504	4	-	-
FIJI	1004	8	-	-
FINLAND	299	2	666	5
FRANCE	4164	34	8417	69
GAMBIA	-	-	98	1
GEORGIA	-	-	244	2
GERMANY	24510	201	34231	280
GHANA	1078	9	2800	23
GREECE	750	6	800	7
GUINEA	245	2	43	0
HONG KONG: SAR OF CHINA	2433	20	6897	56
HUNGARY	338	3	456	4
INDIA	41140	341	84026	687
INDONESIA	9334	78	9616	79
INT. BODIES (UNDP)	-	-	205	2
IRAN, ISLAMIC REPUBLIC OF	200	2	1834	15
IRAQ	-	-	610	5
IRELAND	1707	14	-	-
ITALY	13272	110	7872	64
JAMAICA	128	1	-	-
JAPAN	19652	162	18929	155
JORDAN	372	3	1578	13
KAZAKHSTAN	36	0	489	4
KENYA	9801	81	7415	61
KIRIBATI	360	3	-	-
KOREA, REPUBLIC OF	12487	103	9421	77
KUWAIT	2645	22	34472	282

Table-3.3: Import payments of services purposes/ countries Table-3.3 (Contd.) (According to BPM6)

(Amount in thousand)

Purpose/Country	2024-2025		2025-2026	
	Amount (BDT)	**Amount (USD)**	**Amount (BDT)**	**Amount (USD)**
LAOS PEOPLE'S DEMOCRATIC REPUBLIC	474	4	128	1
LEBANON	1066	9	6387	52
LIBERIA	881	7	1091	9
LIBYAN ARAB JAMAHIRIYA	-	-	305	3
LUXEMBOURG	-	-	85	1
MACEDONIA	-	-	49	0
MALAWI	888	7	689	6
MALAYSIA	49197	407	57327	469
MALDIVES	5038	42	4141	34
MALI	-	-	287	2
MAURITIUS	14	0	366	3
MEXICO	541	5	709	6
MONGOLIA	216	2	807	7
MOROCCO	2114	17	2905	24
MOZAMBIQUE	-	-	614	5
MYANMAR	780	7	926	8
NAMIBIA	98	1	98	1
NEPAL	21823	181	12684	104
NETHERLANDS	3827	32	8306	68
NEW ZEALAND	6045	51	782	6
NIGERIA	878	7	6406	52
NORWAY	182	2	1216	10
OMAN	168	1	2792	23
PAKISTAN	27130	223	14617	120
PANAMA	-	-	246	2
PAPUA NEW GUINEA	61	1	-	-
PARAGUAY	199	2	-	-
PERU	276	2	-	-
PHILIPPINES	10206	84	30022	246
POLAND	830	7	425	3
PORTUGAL	269	2	1185	10
QATAR	1844	15	3051	25
ROMANIA	-	-	12	0
RUSSIAN FEDERATION	3525	29	6995	57
RWANDA	3863	32	2845	23
SAUDI ARABIA	6991	58	8020	66
SCOTLAND	38	0	-	-
SENEGAL	-	-	214	2
SERBIA	-	-	98	1

Table-3.3: Import payments of services purposes/ countries Table-3.3 (Contd.) (According to BPM6)

(Amount in thousand)

Purpose/Country	2024-2025		2025-2026	
	Amount (BDT)	**Amount (USD)**	**Amount (BDT)**	**Amount (USD)**
SEYCHELLES	476	4	293	2
SIERRA LEONE	2554	21	1748	14
SINGAPORE	54282	451	76826	629
SLOVENIA	311	3	-	-
SOLOMON ISLANDS	-	-	245	2
SOUTH AFRICA	6344	53	5598	46
SOUTH SUDAN	8725	72	10058	82
SPAIN	1743	14	3244	27
SRI LANKA	14651	122	30878	252
SUDAN	8768	73	5822	48
SURINAME	-	-	368	3
SWEDEN	4522	38	4757	39
SWITZERLAND	8438	70	8158	67
TAIWAN: PROVINCE OF CHINA	1154	9	68	1
TANZANIA, UNITED REPUBLIC OF	1668	14	2842	23
THAILAND	87245	722	84713	693
TUNISIA	264	2	85	1
TURKEY	11532	95	21017	172
TURKMENISTAN	1220	10	49	0
UGANDA	3742	31	4341	36
UKRAINE	-	-	244	2
UNITED ARAB EMIRATES (UAE)	8339	69	9748	80
UNITED KINGDOM (UK)	14565	120	25028	205
UNITED STATES OF AMERICA (USA)	70585	586	91874	751
URUGUAY	240	2	-	-
UZBEKISTAN	618	5	1586	13
VANUATU	-	-	342	3
VIET NAM	6526	54	5329	44
WESTERN SAHARA	25	0	-	-
YEMEN, ARAB REPUBLIC OF	240	2	-	-
ZAMBIA	171	1	575	5
4.1.2 Others	**4144194**	**34316**	**4019145**	**32870**
ALBANIA	430	4	50	0
ANDORRA	48	0	3	0
ANTIGUA AND BARBUDA	550	5	533	4
ARGENTINA	473	4	343	3

Table-3.3: Import payments of services purposes/ countries Table-3.3 (Contd.)
(According to BPM6)

(Amount in thousand)

Purpose/Country	2024-2025		2025-2026	
	Amount (BDT)	**Amount (USD)**	**Amount (BDT)**	**Amount (USD)**
ARMENIA	1118	9	-	-
AUSTRALIA	89500	740	123423	1009
AUSTRIA	21194	176	7785	64
AZERBAIJAN	352	3	-	-
BAHAMAS	-	-	143	1
BAHRAIN	2373	20	1018	8
BARBADOS	-	-	6	0
BELARUSSIA	-	-	122	1
BELGIUM	2127	18	5325	44
BELIZE	504	4	2123	17
BENIN	535	4	-	-
BHUTAN	468	4	3532	29
BOSNIA AND HERZEGOVINA	4	0	111	1
BRAZIL	1541	13	4066	33
BRUNEI DARUSSALAM	43	0	239	2
BULGARIA	168	1	525	4
CAMBODIA	2044	17	6769	56
CANADA	167045	1386	143499	1174
CHILE	-	-	8	0
CHINA PEOPLE'S REPUBLIC (P.R)	84497	699	152605	1248
COLOMBIA	431	4	130	1
COMOROS	-	-	98	1
COSTA RICA	123	1	99	1
CROATIA	559	5	756	6
CYPRUS	1031	8	520	4
CZECH REPUBLIC	1088	9	1341	11
DENMARK	22988	190	23456	192
DOMINICAN REPUBLIC	-	-	817	7
ECUADOR	-	-	876	7
EGYPT	2632	22	2091	17
ESTONIA	106	1	95	1
ETHIOPIA	331	3	1275	10
East TIMOR	-	-	1	0
FIJI	205	2	110	1
FINLAND	1224	10	464	4
FRANCE	32433	267	48121	394
GEORGIA	85	1	39	0
GERMANY	71421	592	70577	577
GHANA	24	0	707	6

Table-3.3: Import payments of services purposes/ countries Table-3.3 (Contd.) (According to BPM6)

(Amount in thousand)

Purpose/Country	2024-2025		2025-2026	
	Amount (BDT)	**Amount (USD)**	**Amount (BDT)**	**Amount (USD)**
GIBRALTAR	-	-	35	0
GREECE	6049	51	1341	11
GRENADA	-	-	422	3
GUADELOUPE	929	8	-	-
HONG KONG: SAR OF CHINA	50335	417	68729	562
HUNGARY	852	7	2898	24
ICELAND	1006	8	1110	9
INDIA	142671	1183	97143	795
INDONESIA	10080	83	10086	82
IRAN, ISLAMIC REPUBLIC OF	240	2	-	-
IRAQ	61	1	-	-
IRELAND	23738	197	26983	221
ITALY	122598	1015	62307	510
JAPAN	38508	318	43947	359
JORDAN	472	4	849	7
KAZAKHSTAN	-	-	1483	12
KENYA	2464	20	339	3
KOREA, REPUBLIC OF	29499	243	39549	323
KUWAIT	212	2	965	8
LAOS PEOPLE'S DEMOCRATIC REPUBLIC	36	0	1039	8
LATVIA	920	8	679	6
LIBERIA	-	-	64	1
LITHUANIA	34	0	83	1
LUXEMBOURG	10277	85	7525	62
MACAO: SAR OF CHINA	105	1	758	6
MACEDONIA	-	-	8	0
MADAGASCAR	61	1	-	-
MALAWI	-	-	21	0
MALAYSIA	96586	796	107445	879
MALDIVES	7371	61	4809	39
MALTA	1371	11	548	4
MAURITIUS	1369	11	414	3
MEXICO	2004	16	2993	25
MONACO	2708	22	5	0
MONGOLIA	703	6	-	-
MONTENEGRO	216	2	235	2
MOROCCO	7435	61	3355	27

Table-3.3: Import payments of services purposes/ countries Table-3.3 (Contd.) (According to BPM6)

(Amount in thousand)

Purpose/Country	2024-2025		2025-2026	
	Amount (BDT)	**Amount (USD)**	**Amount (BDT)**	**Amount (USD)**
MOZAMBIQUE	-	-	28	0
MYANMAR	337	3	177	1
NAMIBIA	54	0	-	-
NEPAL	3135	26	1575	13
NETHERLANDS	56125	465	62734	513
NEW ZEALAND	310	3	3257	27
NICARAGUA	201	2	-	-
NIGERIA	-	-	377	3
NORWAY	5823	48	3128	26
OMAN	671	6	280	2
PAKISTAN	3960	33	5646	46
PANAMA	332	3	47	0
PARAGUAY	-	-	14	0
PERU	2866	24	57	0
PHILIPPINES	2712	22	1944	16
POLAND	5351	44	9968	82
PORTUGAL	5562	46	8791	72
PUERTO RICO	408	3	208	2
QATAR	50214	413	24690	202
ROMANIA	910	8	493	4
RUSSIAN FEDERATION	283	2	31	0
RWANDA	-	-	55	0
SAINT KITTS AND NEVIS	33	0	-	-
SAUDI ARABIA	107611	886	116392	951
SERBIA	575	5	99	1
SEYCHELLES	49	0	-	-
SINGAPORE	768759	6367	709818	5803
SLOVAKIA	151	1	1461	12
SLOVENIA	205	2	1	0
SOUTH AFRICA	1638	14	2236	18
SOUTH SUDAN	240	2	-	-
SPAIN	50390	418	64975	532
SRI LANKA	24867	205	14758	121
SWEDEN	10825	90	10117	83
SWITZERLAND	27339	227	13816	113
TAIWAN: PROVINCE OF CHINA	4385	36	3865	32
TAJIKISTAN	-	-	117	1
TANZANIA, UNITED REPUBLIC OF	293	2	359	3
THAILAND	503496	4168	554288	4531

Table-3.3: Import payments of services purposes/ countries Table-3.3 (Contd.) (According to BPM6)

(Amount in thousand)

Purpose/Country	2024-2025		2025-2026	
	Amount (BDT)	**Amount (USD)**	**Amount (BDT)**	**Amount (USD)**
TRINIDAD AND TOBAGO	-	-	14	0
TUNISIA	-	-	82	1
TURKEY	62096	514	60837	498
TURKS AND CAICOS ISLANDS	2296	19	-	-
UGANDA	102	1	-	-
UNITED ARAB EMIRATES (UAE)	484667	4017	390690	3197
UNITED KINGDOM (UK)	321298	2664	352764	2886
UNITED STATES OF AMERICA (USA)	547744	4541	503602	4119
UZBEKISTAN	2654	22	110	1
VIET NAM	12567	104	2978	24
YEMEN, ARAB REPUBLIC OF	55	0	-	-
ZAMBIA	-	-	57	0
ZIMBABWE	-	-	241	2
4.2 Personal	**195799385**	**1618704**	**240028818**	**1963044**
4.2.1 Health-related expenditure	**1267925**	**10412**	**3915963**	**32057**
AUSTRALIA	133	1	-	-
BERMUDA	-	-	32	0
CANADA	-	-	1824	15
CHINA PEOPLE'S REPUBLIC (P.R)	1434	12	25208	206
FRANCE	58	0	-	-
INDIA	436353	3595	1074983	8788
INDONESIA	-	-	95	1
IRAN, ISLAMIC REPUBLIC OF	1224	10	2498	21
JAPAN	-	-	269	2
MALAYSIA	71	1	1769	14
MALDIVES	-	-	50	0
NEPAL	111	1	3180	26
PAKISTAN	6939	57	33261	272
RUSSIAN FEDERATION	-	-	171	1
SINGAPORE	92083	758	83337	682
SRI LANKA	-	-	61	1
THAILAND	705993	5784	2672757	21893
TURKEY	5001	41	15617	128

Table-3.3: Import payments of services purposes/ countries Table-3.3 (Contd.) (According to BPM6)

(Amount in thousand)

Purpose/Country	2024-2025		2025-2026	
	Amount (BDT)	**Amount (USD)**	**Amount (BDT)**	**Amount (USD)**
UNITED ARAB EMIRATES (UAE)	-	-	438	4
UNITED KINGDOM (UK)	18221	149	-	-
UNITED STATES OF AMERICA (USA)	304	3	413	3
4.2.2 Education-related expenditure	**80010594**	**661567**	**107714202**	**880742**
AFGHANISTAN	364	3	-	-
ALBANIA	1965	16	3557	29
ALGERIA	851	7	-	-
ANGUILLA	737	6	-	-
ANTIGUA AND BARBUDA	1098	9	-	-
ARGENTINA	2372	20	-	-
ARMENIA	19072	159	17906	147
AUSTRALIA	17416528	143830	26901301	219991
AUSTRIA	42751	353	72371	592
AZERBAIJAN	421	4	2504	20
BAHAMAS	-	-	387	3
BAHRAIN	71	1	-	-
BELGIUM	473637	3909	1031738	8413
BHUTAN	-	-	61	1
BOSNIA AND HERZEGOVINA	6241	52	8769	72
BRAZIL	-	-	997	8
BULGARIA	40453	335	12582	103
CAMBODIA	220	2	-	-
CAMEROON	-	-	210	2
CANADA	10439911	86628	7940749	64990
CENTRAL AFRICAN REPUBLIC	-	-	1224	10
CHILE	17	0	-	-
CHINA PEOPLE'S REPUBLIC (P.R)	115065	955	143866	1178
CONGO	-	-	2306	19
COSTA RICA	674	6	1551	13
CROATIA	2694	23	13273	109
CYPRUS	1472962	12107	3677587	30095
CZECH REPUBLIC	41598	346	39218	321
DENMARK	1842163	15184	711978	5819
EGYPT	264	2	5988	49
ESTONIA	17192	141	122794	1002

Table-3.3: Import payments of services purposes/ countries Table-3.3 (Contd.) (According to BPM6)

(Amount in thousand)

Purpose/Country	2024-2025		2025-2026	
	Amount (BDT)	**Amount (USD)**	**Amount (BDT)**	**Amount (USD)**
FINLAND	1730830	14259	2033750	16618
FRANCE	341063	2825	279069	2284
GEORGIA	24942	206	125076	1024
GERMANY	1671126	13869	6775945	55354
GILBERT	-	-	2333	19
GREECE	28418	235	135456	1107
GRENADA	11006	90	4352	35
GUYANA	-	-	162	1
HONG KONG: SAR OF CHINA	89498	741	88022	721
HUNGARY	2815469	23161	1977626	16150
ICELAND	-	-	71	1
INDIA	110568	917	121097	990
INDONESIA	947	8	4809	39
INT. BODIES (ICAO)	983	8	7227	59
IRAN, ISLAMIC REPUBLIC OF	-	-	125	1
IRAQ	-	-	506	4
IRELAND	738203	6114	835713	6824
ITALY	32071	266	47384	388
JAPAN	4038055	33215	7255142	59275
JORDAN	6634	54	8129	66
KAZAKHSTAN	722	6	879	7
KIRIBATI	221	2	8317	68
KOREA, REPUBLIC OF	1039625	8610	3157761	25796
KUWAIT	-	-	1296	11
KYRGYZSTAN	4365	36	629	5
LAOS PEOPLE'S DEMOCRATIC REPUBLIC	-	-	37	0
LATVIA	25211	207	33711	275
LESOTHO	-	-	410	3
LIECHTENSTEIN	25	0	-	-
LITHUANIA	713840	5861	732288	5977
LUXEMBOURG	880	7	664	5
MACAO: SAR OF CHINA	-	-	37	0
MACEDONIA	256	2	217	2
MALAYSIA	880006	7270	1442478	11793
MALDIVES	25	0	513	4
MALTA	218659	1805	1343220	10963
MAURITIUS	209	2	-	-

Table-3.3: Import payments of services purposes/ countries Table-3.3 (Contd.) (According to BPM6)

(Amount in thousand)

Purpose/Country	2024-2025		2025-2026	
	Amount (BDT)	**Amount (USD)**	**Amount (BDT)**	**Amount (USD)**
MEXICO	2508	21	2444	20
MOROCCO	-	-	14	0
MYANMAR	-	-	184	2
NAMIBIA	-	-	122	1
NEPAL	242	2	1807	15
NETHERLANDS	1413672	11631	1835967	15010
NEW CALEDONIA	1130	10	18	0
NEW ZEALAND	1387330	11442	3986267	32556
NIGERIA	37	0	-	-
NORWAY	74563	611	494910	4033
OMAN	5286	43	77	1
PAKISTAN	2501	21	2782	23
PHILIPPINES	71159	589	88831	726
POLAND	144843	1218	79937	654
PORTUGAL	19944	165	18732	153
QATAR	57	0	1294	11
ROMANIA	503081	4238	199647	1629
RUSSIAN FEDERATION	23627	196	33756	276
SAUDI ARABIA	874	7	4818	39
SCOTLAND	29435	243	44521	365
SERBIA	13161	110	3545	29
SEYCHELLES	-	-	229	2
SINGAPORE	189724	1574	268650	2197
SLOVAKIA	7	0	3024	25
SLOVENIA	36322	303	101457	832
SOUTH AFRICA	10883	90	6103	50
SOUTH SUDAN	-	-	1555	13
SPAIN	148311	1222	168686	1377
SRI LANKA	1432	12	7096	58
SUDAN	-	-	160	1
SWAZILAND	-	-	6767	55
SWEDEN	1088042	8941	1354995	11060
SWITZERLAND	23653	195	32400	265
TAIWAN: PROVINCE OF CHINA	59	1	-	-
TAJIKISTAN	-	-	690	6
THAILAND	110926	916	164469	1344
TRINIDAD AND TOBAGO	373	3	249	2
TURKEY	20017	165	47240	386
UGANDA	1322	11	856	7
UKRAINE	-	-	131	1

Table-3.3: Import payments of services purposes/ countries Table-3.3 (Contd.) (According to BPM6)

(Amount in thousand)

Purpose/Country	2024-2025		2025-2026	
	Amount (BDT)	**Amount (USD)**	**Amount (BDT)**	**Amount (USD)**
UNITED ARAB EMIRATES (UAE)	93964	782	39793	326
UNITED KINGDOM (UK)	16828986	139243	20513202	167803
UNITED STATES OF AMERICA (USA)	11292576	93630	11052734	90480
UZBEKISTAN	-	-	402	3
VIET NAM	2006	17	3454	28
WEST INDIES N.I.E.	5363	44	2819	23
4.2.3 Other	**114520866**	**946726**	**128398653**	**1050245**
AFGHANISTAN	2805	23	3289	27
ALAND ISLANDS	7	0	7	0
ALBANIA	9399	78	4894	40
ALGERIA	2783	23	2241	18
AMERICAN SAMOA	1331	11	529	4
ANDORRA	699	6	1153	9
ANGOLA	1018	8	2221	18
ANGUILLA	4	0	-	-
ANTIGUA AND BARBUDA	3606	30	1082	9
ARGENTINA	20581	171	6770	55
ARMENIA	4380	36	20875	171
ARUBA	86	1	2	0
AUSTRALIA	2764964	22864	4044353	33068
AUSTRIA	62953	520	80080	655
AZERBAIJAN	31853	265	22361	183
BAHAMAS	3723	31	1810	15
BAHRAIN	50528	417	52878	433
BARBADOS	866	7	791	6
BELARUSSIA	38666	320	42275	345
BELGIUM	75479	624	74642	611
BELIZE	3673	30	4061	33
BENIN	2882	24	1517	12
BERMUDA	76	1	569	5
BHUTAN	48514	400	68323	559
BOLIVIA, PLURINATIONAL STATE OF	1597	13	1630	13
BOSNIA AND HERZEGOVINA	11246	93	8866	72
BOTSWANA	1578	13	2424	20
BRAZIL	42292	352	58819	481

Table-3.3: Import payments of services purposes/ countries Table-3.3 (Contd.) (According to BPM6)

(Amount in thousand)

Purpose/Country	2024-2025		2025-2026	
	Amount (BDT)	**Amount (USD)**	**Amount (BDT)**	**Amount (USD)**
BRITISH VIRGIN ISLANDS	37	0	71	1
BRUNEI DARUSSALAM	13014	108	20651	169
BULGARIA	15394	127	16029	131
BURKINA FASO	371	3	129	1
BURUNDI	1747	15	14	0
CAMBODIA	242088	1998	260129	2130
CAMEROON	514	4	1181	10
CANADA	4402488	36520	3455715	28266
CAPE VERDE	7	0	1378	11
CAYMAN ISLANDS	130	1	279	2
CENTRAL AFRICAN REPUBLIC	16398	135	9172	75
CHAD	946	8	1509	12
CHILE	3562	30	4255	35
CHINA PEOPLE'S REPUBLIC (P.R)	5451094	45063	6494663	53106
COLOMBIA	12769	106	12085	99
COMOROS	336	3	516	4
CONGO	13118	109	18765	154
COSTA RICA	1609	13	3742	31
COTE D'IVOIRE	2845	24	2284	19
CROATIA	33591	279	9253	76
CUBA	1020	8	316	3
CYPRUS	207826	1715	384896	3146
CZECH REPUBLIC	36034	299	41143	336
DENMARK	481458	3985	404647	3312
DJIBOUTI	411	3	1176	10
DOMINICA	138	1	79	1
DOMINICAN REPUBLIC	1977	16	2509	21
ECUADOR	495	4	1710	14
EGYPT	146219	1209	124177	1016
EL SALVADOR	782	7	437	4
EQUATORIAL GUINEA	5	0	71	1
ESTONIA	30853	255	33798	276
ETHIOPIA	19792	164	20356	166
East TIMOR	2492	20	8449	69
FALKLAND ISLANDS (MALVINAS)	9	0	396	3
FAROE ISLANDS	4	0	125	1

Table-3.3: Import payments of services purposes/ countries Table-3.3 (Contd.) (According to BPM6)

(Amount in thousand)

Purpose/Country	2024-2025		2025-2026	
	Amount (BDT)	**Amount (USD)**	**Amount (BDT)**	**Amount (USD)**
FIJI	14902	123	16977	139
FINLAND	232947	1933	240488	1968
FRANCE	350499	2902	392713	3212
FRENCH POLYNESIA	23	0	212	2
GABON	78	1	428	3
GAMBIA	1624	13	1261	10
GEORGIA	16771	138	36056	295
GERMANY	796729	6591	1133540	9267
GHANA	9870	81	8505	70
GIBRALTAR	3659	30	1988	16
GILBERT	-	-	0	0
GREECE	55595	459	64038	524
GREENLAND	-	-	4	0
GRENADA	1014	8	1572	13
GUADELOUPE	148	1	10	0
GUAM	328	3	79	1
GUATEMALA	598	5	383	3
GUERNSEY	5	0	17	0
GUINEA	3740	31	2158	18
GUINEA-BISSAU	236	2	1273	10
GUYANA	2478	21	2099	17
HAITI	2	0	97	1
HEARD ISLAND AND MCDONALD ISLANDS	-	-	17	0
HONDURAS	166	1	327	3
HONG KONG: SAR OF CHINA	511960	4232	782801	6401
HUNGARY	99664	823	133751	1095
ICELAND	13575	112	20489	168
INDIA	11484876	95444	9295019	76008
INDONESIA	380609	3143	466211	3813
INT. BODIES (WTO)	12	0	-	-
IRAN, ISLAMIC REPUBLIC OF	7249	60	4969	41
IRAQ	11280	93	26401	216
IRELAND	617172	5109	727314	5948
ITALY	513637	4245	605480	4951
JAMAICA	1431	12	253	2
JAPAN	764083	6310	1229408	10048
JERSEY	42	0	-	-
JORDAN	44801	369	56855	465
KAZAKHSTAN	28544	237	52408	428
KENYA	119812	992	99196	811

Table-3.3: Import payments of services purposes/ countries Table-3.3 (Contd.)
(According to BPM6)

(Amount in thousand)

Purpose/Country	2024-2025		2025-2026	
	Amount (BDT)	**Amount (USD)**	**Amount (BDT)**	**Amount (USD)**
KIRIBATI	841	7	1350	11
KOREA, REPUBLIC OF	371930	3073	699336	5717
KOSOVO	1318	11	407	3
KUWAIT	164219	1360	158291	1295
KYRGYZSTAN	131378	1086	54059	442
LAOS PEOPLE'S DEMOCRATIC REPUBLIC	26373	218	44704	366
LATVIA	8720	72	14475	118
LEBANON	20025	166	15900	130
LESOTHO	239	2	147	1
LIBERIA	2698	22	2459	20
LIBYAN ARAB JAMAHIRIYA	5887	49	6255	51
LIECHTENSTEIN	15858	131	40082	328
LITHUANIA	43480	360	54379	445
LUXEMBOURG	322975	2672	332344	2718
MACAO: SAR OF CHINA	2520	21	4999	41
MACEDONIA	3723	31	10865	89
MADAGASCAR	7436	61	8026	66
MALAWI	5474	45	5958	49
MALAYSIA	8672447	71638	9546281	78078
MALDIVES	646282	5347	518890	4245
MALI	553	5	92	1
MALTA	105849	876	305511	2495
MARSHALL ISLANDS	32	0	10	0
MARTINIQUE	2	0	-	-
MAURITANIA	1454	12	37	0
MAURITIUS	9888	82	21374	175
MEXICO	22600	187	28621	234
MICRONESIA, FEDERATED STATES OF	81	1	135	1
MOLDOVIA	3515	29	6019	49
MONACO	1609	13	1191	10
MONGOLIA	12454	102	22225	181
MONTENEGRO	1956	16	3770	31
MOROCCO	49441	409	62282	510
MOZAMBIQUE	3665	30	3727	30
MYANMAR	17270	143	14717	120
NAMIBIA	2649	22	5377	44

Table-3.3: Import payments of services purposes/ countries Table-3.3 (Contd.) (According to BPM6)

(Amount in thousand)

Purpose/Country	2024-2025		2025-2026	
	Amount (BDT)	**Amount (USD)**	**Amount (BDT)**	**Amount (USD)**
NAURU	312	3	366	3
NEPAL	1117695	9240	1126662	9211
NETHERLANDS	1948318	16120	2596898	21238
NETHERLANDS ANTILLES	928	8	265	2
NEW CALEDONIA	977	8	879	7
NEW ZEALAND	244721	2019	689562	5633
NICARAGUA	4447	37	456	4
NIGERIA	13705	114	10221	84
NORFOLK ISLAND	12	0	-	-
NORTHERN MARIANA ISLANDS	20	0	28	0
NORWAY	44540	369	52892	433
OMAN	328904	2724	295262	2413
OTHERS	6	0	37	0
PAKISTAN	216551	1785	373714	3055
PALAU	103	1	293	2
PALESTINIAN TERRITORY, OCCUPIED	578	5	273	2
PANAMA	3188	26	4527	37
PAPUA NEW GUINEA	5058	42	13510	110
PARAGUAY	2327	19	2027	17
PERU	4417	37	1460	12
PHILIPPINES	310447	2564	418952	3426
POLAND	71995	596	73926	605
PORTUGAL	184459	1525	215015	1758
PUERTO RICO	6214	51	5382	44
QATAR	795161	6575	890428	7283
REUNION	104	1	110	1
ROMANIA	33866	282	33797	276
RUSSIAN FEDERATION	115156	954	159625	1306
RWANDA	9887	82	14188	116
SAINT KITTS AND NEVIS	1107	9	114	1
SAINT LUCIA	94	1	208	2
SAINT MARTIN (FRENCH PART)	67	1	23	0
SAINT PIERRE AND MIQUELON	-	-	136	1
SAINT VINCENT AND THE GRENADINES	117	1	4	0

Table-3.3: Import payments of services purposes/ countries Table-3.3 (Contd.) (According to BPM6)

(Amount in thousand)

Purpose/Country	2024-2025		2025-2026	
	Amount (BDT)	**Amount (USD)**	**Amount (BDT)**	**Amount (USD)**
SAN MARINO	194	2	528	4
SAO TOME AND PRINCIPE	190	2	-	-
SAUDI ARABIA	26891246	221148	33655504	275401
SCOTLAND	-	-	646	5
SENEGAL	1831	15	2391	19
SERBIA	86852	717	117231	959
SEYCHELLES	6701	55	14173	116
SIERRA LEONE	728	6	5787	47
SINGAPORE	6030392	49877	6530554	53403
SLOVAKIA	5466	45	7501	61
SLOVENIA	9564	79	8325	68
SOLOMON ISLANDS	20	0	885	7
SOMALIA	857	7	2111	17
SOUTH AFRICA	75085	621	99644	815
SOUTH SUDAN	8943	74	5381	44
SPAIN	300656	2488	347167	2840
SRI LANKA	1168070	9635	1377248	11263
SUDAN	4417	37	3182	26
SURINAME	120	1	6	0
SWAZILAND	1199	10	991	8
SWEDEN	379705	3146	482131	3945
SWITZERLAND	201398	1668	203006	1661
SYRIAN ARAB REPUBLIC	643	5	428	4
TAIWAN: PROVINCE OF CHINA	34203	283	58126	475
TAJIKISTAN	14659	122	18785	153
TANZANIA, UNITED REPUBLIC OF	19050	158	22943	188
THAILAND	9194006	76099	10776281	88121
TOGO	454	4	955	8
TONGA	62	1	418	3
TRINIDAD AND TOBAGO	3509	29	4099	34
TUNISIA	1305	11	3991	33
TURKEY	717295	5936	720911	5897
TURKMENISTAN	1868	16	460	4
TURKS AND CAICOS ISLANDS	145	1	305	3
U.S. VIRGIN ISLANDS	678	6	566	5
UGANDA	33278	275	33137	271
UKRAINE	4752	39	2659	22

Table-3.3: Import payments of services purposes/ countries Table-3.3 (Contd.) (According to BPM6)

(Amount in thousand)

Purpose/Country	2024-2025		2025-2026	
	Amount (BDT)	**Amount (USD)**	**Amount (BDT)**	**Amount (USD)**
UNITED ARAB EMIRATES (UAE)	4321531	35866	2984370	24410
UNITED KINGDOM (UK)	6748458	55856	9221274	75461
UNITED STATES OF AMERICA (USA)	10914806	90390	11280380	92260
URUGUAY	678	6	446	4
UZBEKISTAN	93290	780	39592	324
VANUATU	4385	36	5521	45
VATICAN CITY	582	5	136	1
VENEZUELA, BOLIVARIAN REPUBLIC OF	372	3	45	0
VIET NAM	645870	5386	115285	942
WESTERN SAHARA	374	3	-	-
WESTERN SAMOA	645	5	190	2
YEMEN, ARAB REPUBLIC OF	5370	45	1590	13
ZAMBIA	5859	48	11310	93
ZIMBABWE	7462	62	5159	42
5 Construction services	**62579274**	**517845**	**102218092**	**835660**
5.1 Construction abroad	-	-	-	-
5.2 Construction in the reporting economy	**62579274**	**517845**	**102218092**	**835660**
BELGIUM	3107326	25671	-	-
CHINA PEOPLE'S REPUBLIC (P.R)	7820196	64715	33909444	276832
FRANCE	1512888	12369	328093	2683
GERMANY	44	0	31203	254
HONG KONG: SAR OF CHINA	2676973	22177	3506146	28677
INDIA	4249837	34845	218123	1789
JAPAN	1068005	8770	-	-
KOREA, REPUBLIC OF	262144	2205	1425	12
NEPAL	-	-	960	8
RUSSIAN FEDERATION	41688300	345500	64063140	524100
SINGAPORE	52078	434	151136	1236
TURKEY	138848	1138	-	-
UKRAINE	-	-	7416	61
UNITED KINGDOM (UK)	2635	22	1006	8

Table-3.3: Import payments of services purposes/ countries Table-3.3 (Contd.)
(According to BPM6)

(Amount in thousand)

Purpose/Country	2024-2025		2025-2026	
	Amount (BDT)	**Amount (USD)**	**Amount (BDT)**	**Amount (USD)**
6 Insurance services	**1865205**	**15411**	**1729164**	**14134**
6.1 Direct insurance	**1506994**	**12454**	**1209641**	**9885**
6.1.1 Non-life insurance	**1058210**	**8744**	**926687**	**7570**
AUSTRALIA	426	4	-	-
CANADA	-	-	2224	18
CHINA PEOPLE'S REPUBLIC (P.R)	321258	2634	675643	5518
FRANCE	-	-	170	1
GERMANY	279095	2271	2829	23
HONG KONG: SAR OF CHINA	-	-	1009	8
IRELAND	-	-	1206	10
JAPAN	-	-	72	1
KOREA, REPUBLIC OF	-	-	7847	64
LUXEMBOURG	17866	149	23487	192
SINGAPORE	848	7	196	2
SRI LANKA	25	0	183	2
UNITED KINGDOM (UK)	432929	3632	202940	1659
UNITED STATES OF AMERICA (USA)	5763	48	8146	66
VIET NAM	-	-	735	6
6.1.2 Freight insurance	**399451**	**3299**	**220833**	**1806**
AMERICAN SAMOA	-	-	35	0
AUSTRALIA	41	0	281	2
AUSTRIA	1	0	0	0
BELGIUM	3	0	0	0
BHUTAN	0	0	-	-
BRITISH VIRGIN ISLANDS	103	1	780	6
CAMBODIA	-	-	40	0
CANADA	-	-	3670	30
CHINA PEOPLE'S REPUBLIC (P.R)	74752	625	26740	219
CYPRUS	14	0	-	-
CZECH REPUBLIC	891	7	16878	138
DENMARK	9	0	361	3
FAROE ISLANDS	6	0	-	-
FINLAND	80	1	-	-
FRANCE	613	5	-	-
GERMANY	514	4	844	7

Table-3.3: Import payments of services purposes/ countries Table-3.3 (Contd.) (According to BPM6)

(Amount in thousand)

Purpose/Country	2024-2025		2025-2026	
	Amount (BDT)	**Amount (USD)**	**Amount (BDT)**	**Amount (USD)**
HONG KONG: SAR OF CHINA	15322	127	11651	95
INDIA	24462	201	7630	62
INDONESIA	2590	21	2778	23
ITALY	4729	39	4140	34
JAPAN	11866	99	9038	74
KOREA, REPUBLIC OF	47068	391	31157	255
MACAO: SAR OF CHINA	232	2	68	1
MALAYSIA	575	5	562	5
MYANMAR	8302	68	3468	28
NETHERLANDS	42	0	4	0
NEW ZEALAND	-	-	112	1
NORWAY	-	-	1659	14
PAKISTAN	14267	117	13487	110
PHILIPPINES	26	0	48	0
QATAR	3	0	-	-
ROMANIA	6	0	-	-
RUSSIAN FEDERATION	8243	69	-	-
SINGAPORE	22857	188	67666	553
SPAIN	12	0	-	-
SRI LANKA	20054	164	564	5
SWEDEN	5	0	14	0
SWITZERLAND	1543	13	976	8
TAIWAN: PROVINCE OF CHINA	6232	51	8061	66
THAILAND	1447	12	2142	17
TURKEY	515	4	723	6
UNITED ARAB EMIRATES (UAE)	2684	22	2684	22
UNITED KINGDOM (UK)	562	5	683	6
UNITED STATES OF AMERICA (USA)	41	0	85	1
VIET NAM	128739	1055	1804	15
6.1.3 Life insurance and annuities	**49333**	**411**	**62121**	**508**
AUSTRALIA	-	-	124	1
FRANCE	1038	9	-	-
GERMANY	-	-	95	1
IRELAND	1587	13	-	-

Table-3.3: Import payments of services purposes/ countries Table-3.3 (Contd.) (According to BPM6)

(Amount in thousand)

Purpose/Country	2024-2025		2025-2026	
	Amount (BDT)	**Amount (USD)**	**Amount (BDT)**	**Amount (USD)**
KOREA, REPUBLIC OF	-	-	359	3
MALAYSIA	-	-	14446	119
SCOTLAND	121	1	-	-
SINGAPORE	685	6	390	3
SPAIN	-	-	122	1
UNITED KINGDOM (UK)	24017	200	130	1
UNITED STATES OF AMERICA (USA)	21885	182	46455	380
6.2 Reinsurance	**351264**	**2899**	**514390**	**4207**
6.2.1 Reinsurance-Life	**337025**	**2782**	**385945**	**3158**
BAHRAIN	49292	407	64951	532
CAYMAN ISLANDS	4745	39	-	-
GERMANY	184	2	6679	54
INDIA	91160	750	152335	1246
MALAYSIA	73531	610	104119	852
MAURITIUS	103	1	-	-
SINGAPORE	54588	450	46255	379
SWEDEN	14541	121	7435	61
THAILAND	2381	20	-	-
TURKEY	9843	81	-	-
UNITED ARAB EMIRATES (UAE)	3787	31	-	-
UNITED KINGDOM (UK)	30875	253	2009	16
UNITED STATES OF AMERICA (USA)	1995	17	2162	18
6.2.2 Reinsurance-Non-Life	**14239**	**117**	**128445**	**1050**
BAHRAIN	1426	12	25166	205
INDIA	3552	29	2376	19
MALAYSIA	-	-	91031	744
PERU	-	-	1614	13
SINGAPORE	7116	58	-	-
UNITED ARAB EMIRATES (UAE)	210	2	1885	15
UNITED KINGDOM (UK)	1935	16	3513	29
UNITED STATES OF AMERICA (USA)	-	-	2860	23
6.3 Auxiliary insurance services	**6947**	**58**	**5133**	**42**

Table-3.3: Import payments of services purposes/ countries Table-3.3 (Contd.)
(According to BPM6)

(Amount in thousand)

Purpose/Country	2024-2025		2025-2026	
	Amount (BDT)	**Amount (USD)**	**Amount (BDT)**	**Amount (USD)**
BAHRAIN	-	-	144	1
CHINA PEOPLE'S REPUBLIC (P.R)	-	-	1835	15
INDIA	6371	53	2361	19
SINGAPORE	576	5	793	7
6.4 Pension and standardized guaranteed services	-	-	-	-
6.4.1 Pension Scheme	-	-	-	-
6.4.2 Standardized guarantees	-	-	-	-
7 Financial services (Other than insurance)	**23794941**	**196892**	**24769468**	**202540**
7.1 Explicitly charged and other financial services	**23794941**	**196892**	**24769468**	**202540**
7.1.1 Bank commission and charges, deposit, lending and other explicity charges	**21184960**	**175300**	**21879965**	**178913**
AMERICAN SAMOA	26	0	79	1
AUSTRALIA	39356	319	60096	487
AUSTRIA	84703	708	37049	303
BAHRAIN	19531	163	12	0
BELGIUM	590446	4921	41212	336
BHUTAN	-	-	18	0
BRAZIL	-	-	1605	13
BRITISH VIRGIN ISLANDS	3	0	-	-
BULGARIA	868	7	103	1
CANADA	39987	331	19806	162
CENTRAL AFRICAN REPUBLIC	-	-	20	0
CHILE	164	1	-	-
CHINA PEOPLE'S REPUBLIC (P.R)	660005	5459	1445180	11796
CROATIA	4	0	-	-
CYPRUS	5	0	623	5
CZECH REPUBLIC	5411	45	227	2
DENMARK	1037	9	262	2
DJIBOUTI	595	5	602	5
EGYPT	27599	230	516966	4227
EL SALVADOR	4	0	-	-
ESTONIA	36	0	-	-
ETHIOPIA	-	-	17	0

Table-3.3: Import payments of services purposes/ countries Table-3.3 (Contd.) (According to BPM6)

(Amount in thousand)

Purpose/Country	2024-2025		2025-2026	
	Amount (BDT)	**Amount (USD)**	**Amount (BDT)**	**Amount (USD)**
FINLAND	396	3	2186	18
FRANCE	110396	917	84594	692
GERMANY	1846651	15235	989728	8095
GREECE	27	0	129	1
GUATEMALA	930	8	661	5
HONDURAS	12	0	6	0
HONG KONG: SAR OF CHINA	931946	7720	916709	7504
HUNGARY	9	0	13	0
INDIA	246514	2038	401847	3285
INDONESIA	294608	2497	12918	106
INT. BODIES (ADB)	216539	1789	111955	914
INT. BODIES (IDA)	-	-	706484	5775
INT. BODIES (IDB)	282400	2335	313729	2564
INT. BODIES (IFC)	338853	2779	260742	2131
INT. BODIES (JICA)	987	8	-	-
INT. BODIES (NIE)	71617	591	40146	328
INT. BODIES (OPEC)	5414	45	37925	310
IRELAND	1016	8	719	6
ITALY	99547	822	239800	1962
JAPAN	226002	1868	288167	2357
JORDAN	158	1	158	1
KENYA	1	0	3	0
KOREA, REPUBLIC OF	54606	448	25176	206
KUWAIT	1119	9	158	1
LUXEMBOURG	207	2	61201	499
MACAO: SAR OF CHINA	464	4	1022	8
MALAYSIA	25177	210	31976	262
MALI	14	0	-	-
MALTA	221	2	253	2
MAURITIUS	75140	621	83235	680
MEXICO	36	0	12	0
MOROCCO	12	0	20	0
NEPAL	1343	11	1941	16
NETHERLANDS	110731	917	97938	803
NEW ZEALAND	15908	132	17719	145
NORWAY	17084	140	3565	29
OMAN	1903	16	5006	41
PAKISTAN	25224	209	10746	88
PHILIPPINES	32990	270	132498	1080
POLAND	35	0	41	0

Table-3.3: Import payments of services purposes/ countries Table-3.3 (Contd.) (According to BPM6)

(Amount in thousand)

Purpose/Country	2024-2025		2025-2026	
	Amount (BDT)	**Amount (USD)**	**Amount (BDT)**	**Amount (USD)**
PORTUGAL	124	1	87	1
QATAR	828528	6837	35656	292
ROMANIA	26	0	-	-
RUSSIAN FEDERATION	6	0	-	-
SAUDI ARABIA	59083	486	25499	208
SCOTLAND	19	0	-	-
SIERRA LEONE	18	0	-	-
SINGAPORE	3275797	27066	4115898	33673
SOUTH AFRICA	2160	18	6582	54
SOUTH SUDAN	-	-	871	7
SPAIN	26990	225	10178	83
SRI LANKA	1948	16	838	7
SWAZILAND	7	0	-	-
SWEDEN	1408	12	32660	268
SWITZERLAND	216308	1791	356457	2915
TAIWAN: PROVINCE OF CHINA	26940	223	12846	105
TAJIKISTAN	439	4	-	-
THAILAND	12342	102	9094	74
TURKEY	8427	70	91660	751
UKRAINE	11803	97	-	-
UNITED ARAB EMIRATES (UAE)	1436289	11925	648476	5302
UNITED KINGDOM (UK)	1625900	13490	1196386	9784
UNITED STATES OF AMERICA (USA)	7142320	59067	8330329	68120
URUGUAY	-	-	37	0
VIET NAM	2061	17	1408	12
7.1.2 Other financial services	**2609981**	**21592**	**2889503**	**23628**
AUSTRALIA	9828	81	19956	163
AUSTRIA	553	5	41	0
BELGIUM	86523	724	21767	179
BRUNEI DARUSSALAM	4893	41	-	-
BULGARIA	-	-	1226	10
CAMBODIA	144	1	116	1
CANADA	10187	85	1699	14
CHINA PEOPLE'S REPUBLIC (P.R)	78485	647	19033	156
COLOMBIA	-	-	42	0

Table-3.3: Import payments of services purposes/ countries Table-3.3 (Contd.) (According to BPM6)

(Amount in thousand)

Purpose/Country	2024-2025		2025-2026	
	Amount (BDT)	**Amount (USD)**	**Amount (BDT)**	**Amount (USD)**
DENMARK	3069	26	2623	21
EGYPT	-	-	16	0
FRANCE	95838	790	58233	478
GERMANY	79881	658	24867	203
GREECE	639	5	-	-
HONG KONG: SAR OF CHINA	786830	6462	385277	3145
HUNGARY	178	1	-	-
INDIA	132999	1106	252248	2062
INDONESIA	1753	14	3745	31
IRELAND	15	0	58910	483
ITALY	24196	200	18639	153
JAPAN	1273	10	16976	139
JORDAN	-	-	1217	10
KAZAKHSTAN	-	-	0	0
KOREA, REPUBLIC OF	2867	24	753	6
KUWAIT	260	2	9268	76
LEBANON	-	-	95	1
LITHUANIA	-	-	6	0
LUXEMBOURG	1054	9	2118	17
MALAYSIA	4257	35	639	5
MALDIVES	-	-	74	1
MEXICO	398	3	157	1
MOROCCO	-	-	42	0
MOZAMBIQUE	-	-	285	2
NEPAL	131	1	1452	12
NETHERLANDS	31404	258	42392	346
NIGERIA	-	-	2022	16
OMAN	-	-	1694	14
PAKISTAN	-	-	201	2
PANAMA	-	-	10	0
PHILIPPINES	197	2	953	8
POLAND	-	-	1345	11
PORTUGAL	7222	59	18643	153
PUERTO RICO	-	-	2	0
QATAR	257898	2151	42	0
ROMANIA	-	-	1189	10
SAUDI ARABIA	-	-	1093	9
SERBIA	-	-	9563	79
SINGAPORE	27946	233	654595	5352
SOUTH AFRICA	-	-	272	2
SPAIN	2688	22	100550	825

Table-3.3: Import payments of services purposes/ countries Table-3.3 (Contd.) (According to BPM6)

(Amount in thousand)

Purpose/Country	2024-2025		2025-2026	
	Amount (BDT)	**Amount (USD)**	**Amount (BDT)**	**Amount (USD)**
SRI LANKA	1	0	1680	14
SWEDEN	1879	16	553	5
SWITZERLAND	71558	591	36831	302
TAIWAN: PROVINCE OF CHINA	1099	9	-	-
THAILAND	151	1	-	-
TUNISIA	-	-	1076	9
TURKEY	946	8	3055	25
UKRAINE	36862	300	346582	2834
UNITED ARAB EMIRATES (UAE)	219521	1816	5953	49
UNITED KINGDOM (UK)	165051	1372	288798	2362
UNITED STATES OF AMERICA (USA)	458854	3818	467391	3820
URUGUAY	-	-	313	3
VIET NAM	453	4	1185	10
8 Charges for the use of intellectual property n.i.e.	**10782888**	**89133**	**15390629**	**125830**
AFGHANISTAN	18679	153	17658	144
ANTIGUA AND BARBUDA	39600	330	-	-
AUSTRALIA	178271	1474	514979	4209
AUSTRIA	-	-	1420	12
BELGIUM	522	4	58607	479
BRAZIL	152	1	-	-
CANADA	511	4	379	3
CHINA PEOPLE'S REPUBLIC (P.R)	366789	2993	14309	117
DENMARK	694	6	533	4
ESTONIA	379	3	-	-
ETHIOPIA	-	-	674	6
FRANCE	348269	2855	181283	1479
GERMANY	311760	2580	205847	1685
HONG KONG: SAR OF CHINA	146774	1208	96498	790
INDIA	1363095	11250	1388945	11365
IRELAND	4571	37	-	-
ITALY	70164	583	140838	1152
JAPAN	748050	6205	1171887	9594
JORDAN	783	7	-	-
KENYA	1832	15	-	-

Table-3.3: Import payments of services purposes/ countries Table-3.3 (Contd.) (According to BPM6)

(Amount in thousand)

Purpose/Country	2024-2025		2025-2026	
	Amount (BDT)	**Amount (USD)**	**Amount (BDT)**	**Amount (USD)**
KOREA, REPUBLIC OF	54605	453	18234	149
LATVIA	-	-	7034	58
LIBYAN ARAB JAMAHIRIYA	1392	12	-	-
LUXEMBOURG	-	-	101512	829
MALAYSIA	4742	39	20187	165
MAURITIUS	3409	28	11657	95
NEPAL	158	1	-	-
NETHERLANDS	316426	2637	177982	1459
NEW ZEALAND	456	4	694	6
PAKISTAN	677	6	15	0
PHILIPPINES	12669	107	-	-
SAUDI ARABIA	-	-	976	8
SINGAPORE	606928	5044	809694	6616
SLOVENIA	155	1	220	2
SPAIN	256537	2124	107453	878
SRI LANKA	18014	149	20908	171
SWITZERLAND	2721098	22446	7432902	60772
TAIWAN: PROVINCE OF CHINA	-	-	122	1
TANZANIA, UNITED REPUBLIC OF	737	6	-	-
THAILAND	31276	259	9567	78
TURKEY	147	1	392	3
UNITED ARAB EMIRATES (UAE)	319923	2673	308479	2523
UNITED KINGDOM (UK)	2576396	21325	2350803	19201
UNITED STATES OF AMERICA (USA)	256065	2108	217941	1779
ZIMBABWE	183	2	-	-
9 Telecommunications, computer and information services	**22246208**	**183827**	**32769769**	**267842**
9.1 Telecommunication services	**8234010**	**67928**	**11715842**	**95784**
AUSTRALIA	1913	16	643	5
AUSTRIA	-	-	8	0
BELGIUM	485710	4005	529233	4322
BULGARIA	-	-	1	0
CANADA	23933	198	95315	779

Table-3.3: Import payments of services purposes/ countries Table-3.3 (Contd.) (According to BPM6)

(Amount in thousand)

Purpose/Country	2024-2025		2025-2026	
	Amount (BDT)	**Amount (USD)**	**Amount (BDT)**	**Amount (USD)**
CHINA PEOPLE'S REPUBLIC (P.R)	239754	1960	35476	291
CONGO	-	-	44	0
CYPRUS	43	0	35	0
CZECH REPUBLIC	117	1	261	2
DENMARK	2	0	3	0
ESTONIA	13	0	17	0
FINLAND	7	0	6	0
FRANCE	360623	2979	1742567	14238
GERMANY	7138	60	4571	37
HONG KONG: SAR OF CHINA	153426	1276	133011	1087
HUNGARY	-	-	529648	4331
INDIA	2860851	23562	3496424	28598
INDONESIA	-	-	2	0
IRELAND	4	0	28	0
ITALY	6326	53	3169	26
JAPAN	5365	44	17883	146
JORDAN	31056	259	-	-
KOREA, REPUBLIC OF	-	-	146	1
KUWAIT	534	4	2057	17
LITHUANIA	13367	110	-	-
LUXEMBOURG	8047	66	14509	119
MALAYSIA	303671	2545	470371	3844
MALDIVES	-	-	192	2
MALTA	-	-	11	0
MEXICO	-	-	54	0
NEPAL	1	0	3	0
NETHERLANDS	11393	95	2807	23
NEW ZEALAND	520	4	271	2
NORWAY	17925	148	60757	496
OMAN	-	-	190	2
PAKISTAN	-	-	1	0
PERU	-	-	120	1
PHILIPPINES	0	0	-	-
POLAND	-	-	1	0
PORTUGAL	-	-	5	0
QATAR	4	0	814	7
SAUDI ARABIA	6	0	569	5
SINGAPORE	3354431	27661	4209973	34422
SLOVAKIA	-	-	13892	113
SLOVENIA	1259	11	700	6

Table-3.3: Import payments of services purposes/ countries Table-3.3 (Contd.) (According to BPM6)

(Amount in thousand)

Purpose/Country	2024-2025		2025-2026	
	Amount (BDT)	**Amount (USD)**	**Amount (BDT)**	**Amount (USD)**
SPAIN	134	1	142	1
SRI LANKA	2955	24	1801	15
SWEDEN	27235	226	3305	27
SWITZERLAND	50667	422	85443	698
THAILAND	13763	114	6060	50
TURKEY	351	3	220	2
UNITED ARAB EMIRATES (UAE)	36185	299	53905	442
UNITED KINGDOM (UK)	80478	664	71391	584
UNITED STATES OF AMERICA (USA)	134803	1117	127772	1043
VIET NAM	-	-	15	0
9.2 Computer services	**13322574**	**110208**	**20130129**	**164506**
9.2.1 Customized software	**137847**	**1139**	**233336**	**1909**
CHINA PEOPLE'S REPUBLIC (P.R)	-	-	24465	200
FRANCE	-	-	23533	192
INDIA	37368	308	32701	268
SINGAPORE	10038	84	8197	67
SRI LANKA	-	-	3151	26
TAIWAN: PROVINCE OF CHINA	-	-	20	0
UNITED ARAB EMIRATES (UAE)	88569	731	104638	856
UNITED KINGDOM (UK)	-	-	36314	298
UNITED STATES OF AMERICA (USA)	1872	16	317	3
9.2.2 Non-customized software	**8370**	**69**	**92446**	**757**
FRANCE	-	-	28599	233
INDIA	119	1	11600	95
JAPAN	531	4	1653	13
SINGAPORE	5692	47	28200	232
SOUTH AFRICA	95	1	-	-
SRI LANKA	1933	16	-	-
SWITZERLAND	-	-	141	1
UNITED ARAB EMIRATES (UAE)	-	-	19479	160
UNITED KINGDOM (UK)	-	-	2774	23

Table-3.3: Import payments of services purposes/ countries Table-3.3 (Contd.)
(According to BPM6)

(Amount in thousand)

Purpose/Country	2024-2025		2025-2026	
	Amount (BDT)	**Amount (USD)**	**Amount (BDT)**	**Amount (USD)**
9.2.3 Other computer services	**7936891**	**65532**	**12386957**	**101231**
AUSTRALIA	158435	1300	13461	110
AUSTRIA	-	-	3145	26
BAHRAIN	-	-	1288	11
BELARUSSIA	-	-	2909	24
BELGIUM	1012	8	685	6
BRAZIL	4770	39	4343	35
CAMBODIA	305	3	-	-
CANADA	5521	45	14439	118
CHILE	-	-	403	3
CHINA PEOPLE'S REPUBLIC (P.R)	8390	69	129323	1057
CYPRUS	34177	280	267	2
CZECH REPUBLIC	1482	12	-	-
DENMARK	139599	1156	84540	691
ESTONIA	7303	61	18645	153
ETHIOPIA	3282	27	-	-
FINLAND	12251	103	107678	880
FRANCE	54118	445	34778	284
GERMANY	1677928	13914	1941199	15870
GREECE	7030	58	1291	11
HONG KONG: SAR OF CHINA	253783	2084	784909	6412
INDIA	1209064	9995	1394333	11401
INDONESIA	848	7	613	5
IRELAND	11382	94	18232	149
ITALY	2539	21	1300	11
JAPAN	16920	140	20307	166
JORDAN	-	-	1059	9
KENYA	1672	14	1248	10
KOREA, REPUBLIC OF	243413	2019	223859	1837
LATVIA	11549	97	12884	105
LEBANON	9290	77	9762	80
LITHUANIA	-	-	4	0
LUXEMBOURG	41607	341	1	0
MALAYSIA	282341	2340	51754	424
MEXICO	528	4	-	-
NEPAL	884	7	3048	25
NETHERLANDS	588835	4862	974568	7970
NEW ZEALAND	4856	40	93	1
NIGERIA	2186	18	509	4

Table-3.3: Import payments of services purposes/ countries Table-3.3 (Contd.) (According to BPM6)

(Amount in thousand)

Purpose/Country	2024-2025		2025-2026	
	Amount (BDT)	**Amount (USD)**	**Amount (BDT)**	**Amount (USD)**
NORWAY	13650	112	52009	425
PAKISTAN	18516	152	15705	129
PHILIPPINES	8383	69	-	-
POLAND	9906	83	19322	158
ROMANIA	2753	23	596	5
SAUDI ARABIA	-	-	1403	12
SERBIA	95	1	4	0
SINGAPORE	1373696	11317	2327012	19022
SLOVAKIA	-	-	530	4
SLOVENIA	348	3	1	0
SOUTH AFRICA	82645	686	28062	229
SPAIN	2688	22	58532	478
SRI LANKA	56897	465	52851	432
SWEDEN	100321	823	114241	932
SWITZERLAND	242298	1997	589219	4809
TAIWAN: PROVINCE OF CHINA	69	1	3292	27
THAILAND	9070	74	12925	106
TURKEY	26436	218	8423	69
UNITED ARAB EMIRATES (UAE)	49020	403	109515	895
UNITED KINGDOM (UK)	415782	3396	1756124	14324
UNITED STATES OF AMERICA (USA)	705579	5827	1379240	11276
UZBEKISTAN	237	2	-	-
VIET NAM	20958	175	1074	9
ZIMBABWE	244	2	-	-
9.2.4 IT Enabled Services	**5239466**	**43469**	**7417390**	**60609**
AFGHANISTAN	32	0	-	-
ALBANIA	4	0	1	0
ANDORRA	5	0	-	-
ARGENTINA	120	1	13	0
ARMENIA	9	0	4	0
AUSTRALIA	158971	1309	112535	920
AUSTRIA	1542	13	1762	14
BAHRAIN	33	0	335	3
BELARUSSIA	45	0	2	0
BELGIUM	9938	82	11716	96
BOSNIA AND HERZEGOVINA	1	0	-	-
BRAZIL	436	4	444	4

Table-3.3: Import payments of services purposes/ countries Table-3.3 (Contd.) (According to BPM6)

(Amount in thousand)

Purpose/Country	2024-2025		2025-2026	
	Amount (BDT)	**Amount (USD)**	**Amount (BDT)**	**Amount (USD)**
BRUNEI DARUSSALAM	1	0	1	0
BULGARIA	711	6	889	7
CAMBODIA	110	1	2332	19
CAMEROON	-	-	57	0
CANADA	110106	912	102418	838
CAYMAN ISLANDS	-	-	0	0
CHILE	-	-	8	0
CHINA PEOPLE'S REPUBLIC (P.R)	9455	79	23568	193
COLOMBIA	23	0	4230	34
CONGO	-	-	1	0
CROATIA	21	0	2196	18
CYPRUS	35396	292	51037	417
CZECH REPUBLIC	459	4	2783	23
DENMARK	9479	79	33563	275
EGYPT	350	3	399	3
ESTONIA	1973	16	4179	34
FINLAND	713	6	1092	9
FRANCE	45823	378	103928	849
GAMBIA	-	-	1	0
GERMANY	59448	493	82924	678
GHANA	489	4	17	0
GIBRALTAR	369	3	2901	24
GREECE	54	0	27	0
GUATEMALA	-	-	8	0
GUIANA FRENCH	2	0	2	0
HONG KONG: SAR OF CHINA	97438	807	1208133	9858
HUNGARY	770	6	888	7
ICELAND	99	1	31	0
INDIA	594383	4921	495633	4051
INDONESIA	416	3	868	7
IRAQ	601	5	405	3
IRELAND	58865	487	71614	585
ITALY	7088	59	9407	77
JAPAN	6379	52	12981	106
JORDAN	2	0	-	-
KAZAKHSTAN	-	-	69	1
KENYA	1889	15	5349	44
KOREA, REPUBLIC OF	43376	357	71917	588
KUWAIT	5	0	31	0

Table-3.3: Import payments of services purposes/ countries Table-3.3 (Contd.) (According to BPM6)

(Amount in thousand)

Purpose/Country	2024-2025		2025-2026	
	Amount (BDT)	**Amount (USD)**	**Amount (BDT)**	**Amount (USD)**
KYRGYZSTAN	-	-	5	0
LAOS PEOPLE'S DEMOCRATIC REPUBLIC	17	0	3	0
LATVIA	614	5	338	3
LEBANON	-	-	2	0
LIECHTENSTEIN	37	0	10	0
LITHUANIA	2058	17	3068	25
LUXEMBOURG	1961	16	2510	20
MALAYSIA	17136	141	15022	123
MALTA	7411	62	2723	22
MAURITIUS	9612	80	-	-
MEXICO	3930	32	712	6
MOLDOVIA	536	4	488	4
MONGOLIA	78	1	-	-
MOROCCO	6	0	34	0
NEPAL	1846	15	5119	42
NETHERLANDS	190277	1575	139812	1143
NEW ZEALAND	1699	14	3341	27
NIGER	-	-	2	0
NIGERIA	2537	21	2024	17
NORWAY	874	7	1472	12
OMAN	30	0	-	-
PAKISTAN	656	5	1618	13
PALESTINIAN TERRITORY, OCCUPIED	11	0	8	0
PANAMA	34	0	74	1
PERU	3	0	-	-
PHILIPPINES	1501	12	36	0
POLAND	2428	20	2502	21
PORTUGAL	907	8	567	5
PUERTO RICO	251	2	278	2
QATAR	2189	19	273	2
ROMANIA	2822	23	5481	45
RUSSIAN FEDERATION	645	5	1427	12
RWANDA	-	-	8956	73
SAUDI ARABIA	646	5	1021	8
SENEGAL	16	0	-	-
SERBIA	105	1	91	1
SIERRA LEONE	-	-	0	0
SINGAPORE	886592	7311	1817954	14848

Table-3.3: Import payments of services purposes/ countries Table-3.3 (Contd.)
(According to BPM6)

(Amount in thousand)

Purpose/Country	2024-2025		2025-2026	
	Amount (BDT)	**Amount (USD)**	**Amount (BDT)**	**Amount (USD)**
SLOVAKIA	769	6	568	5
SLOVENIA	1372	11	3757	31
SOUTH AFRICA	23	0	16	0
SPAIN	8457	70	25250	206
SRI LANKA	25925	213	62841	513
SWAZILAND	-	-	141	1
SWEDEN	3705	31	5848	48
SWITZERLAND	47655	396	164246	1344
TAIWAN: PROVINCE OF CHINA	8	0	80	1
TANZANIA, UNITED REPUBLIC OF	21	0	-	-
THAILAND	7111	59	6731	55
TURKEY	9500	79	5210	43
U.S. VIRGIN ISLANDS	1514	13	25	0
UGANDA	2	0	106	1
UKRAINE	2	0	0	0
UNITED ARAB EMIRATES (UAE)	50797	423	56974	466
UNITED KINGDOM (UK)	1153364	9704	317331	2594
UNITED STATES OF AMERICA (USA)	1531395	12651	2327886	19032
UZBEKISTAN	4	0	4	0
VIET NAM	576	5	6	0
ZAMBIA	276	2	564	5
ZIMBABWE	96	1	136	1
9.3 Information services	**689624**	**5691**	**923798**	**7551**
AUSTRALIA	305	3	1467	12
AUSTRIA	2870	24	489	4
BAHRAIN	-	-	675	6
BELGIUM	1057	9	1941	16
BRAZIL	320	3	31	0
BULGARIA	-	-	146	1
CANADA	166	1	12252	100
CHILE	594	5	-	-
CHINA PEOPLE'S REPUBLIC (P.R)	1168	10	750	6
CROATIA	2087	17	-	-
CYPRUS	187	2	-	-
CZECH REPUBLIC	-	-	1357	11
DENMARK	-	-	100	1
EGYPT	-	-	19	0

Table-3.3: Import payments of services purposes/ countries Table-3.3 (Contd.) (According to BPM6)

(Amount in thousand)

Purpose/Country	2024-2025		2025-2026	
	Amount (BDT)	**Amount (USD)**	**Amount (BDT)**	**Amount (USD)**
ESTONIA	186	2	679	6
FRANCE	190	2	4267	35
GERMANY	29882	247	56137	459
GREECE	-	-	100	1
GUATEMALA	-	-	131	1
HONG KONG: SAR OF CHINA	19464	162	35479	290
INDIA	54546	450	76381	625
INDONESIA	106	1	175	1
INT. BODIES (NIE)	610	5	-	-
ITALY	-	-	2575	21
JAPAN	190	2	295	2
JORDAN	-	-	73	1
KAZAKHSTAN	-	-	1220	10
KOREA, REPUBLIC OF	1167	10	112	1
LITHUANIA	-	-	14	0
MALAYSIA	24	0	672	5
MOLDOVIA	275	2	-	-
NEPAL	40	0	40	0
NETHERLANDS	16346	136	22502	184
NEW ZEALAND	-	-	14381	118
NIGERIA	73	1	-	-
NORWAY	12307	101	-	-
PAKISTAN	382	3	513	4
PHILIPPINES	1116	9	-	-
POLAND	3677	31	-	-
PORTUGAL	-	-	287	2
ROMANIA	395	3	-	-
SAUDI ARABIA	-	-	2576	21
SINGAPORE	76594	632	200252	1637
SLOVENIA	80	1	86	1
SOUTH AFRICA	-	-	120	1
SPAIN	1634	13	3960	32
SRI LANKA	2655	22	1002	8
SWAZILAND	-	-	176	1
SWEDEN	2839	24	7383	60
SWITZERLAND	18277	150	54479	445
THAILAND	1464	12	3257	27
TURKEY	1287	11	538	4
UKRAINE	62	1	-	-
UNITED ARAB EMIRATES (UAE)	747	6	2401	20

Table-3.3: Import payments of services purposes/ countries Table-3.3 (Contd.)
(According to BPM6)

(Amount in thousand)

Purpose/Country	2024-2025		2025-2026	
	Amount (BDT)	**Amount (USD)**	**Amount (BDT)**	**Amount (USD)**
UNITED KINGDOM (UK)	198618	1643	186652	1525
UNITED STATES OF AMERICA (USA)	235613	1939	225656	1845
WEST INDIES N.I.E.	24	0	-	-
10 Other business services	**119250729**	**985420**	**135542619**	**1108227**
10.1 Research and development services	**888280**	**7336**	**1177790**	**9630**
AUSTRALIA	13326	110	13799	113
BELGIUM	-	-	5881	48
BHUTAN	1218	10	-	-
BULGARIA	128	1	-	-
CANADA	21894	182	19232	157
CHILE	-	-	1959	16
CHINA PEOPLE'S REPUBLIC (P.R)	20858	175	19443	159
COLOMBIA	-	-	1578	13
CZECH REPUBLIC	720	6	-	-
EGYPT	-	-	428	4
ETHIOPIA	111	1	837	7
FRANCE	2708	22	428	4
GERMANY	18838	156	23616	193
HONG KONG: SAR OF CHINA	1039	9	26144	213
INDIA	627739	5183	619562	5064
ITALY	3085	25	1460	12
JAPAN	252	2	-	-
KENYA	13541	111	5430	44
KOREA, REPUBLIC OF	12852	105	27000	221
MALAYSIA	8894	74	2503	21
MALTA	-	-	8182	67
MOROCCO	22	0	-	-
NEPAL	70	1	9120	75
NETHERLANDS	127	1	7163	59
NIGERIA	-	-	49	0
NORWAY	-	-	927	8
PAKISTAN	61	1	17	0
PORTUGAL	2886	24	-	-
SINGAPORE	12824	107	9177	75
SLOVENIA	5279	43	4093	34
SPAIN	905	7	3763	31
SRI LANKA	434	4	4640	38

Table-3.3: Import payments of services purposes/ countries Table-3.3 (Contd.)
(According to BPM6)

(Amount in thousand)

Purpose/Country	2024-2025		2025-2026	
	Amount (BDT)	**Amount (USD)**	**Amount (BDT)**	**Amount (USD)**
SWITZERLAND	930	8	5616	46
TAIWAN: PROVINCE OF CHINA	-	-	3835	32
TANZANIA, UNITED REPUBLIC OF	2689	22	7322	60
THAILAND	-	-	11248	92
TURKEY	-	-	5652	46
UNITED ARAB EMIRATES (UAE)	184	2	490	4
UNITED KINGDOM (UK)	75224	621	45992	377
UNITED STATES OF AMERICA (USA)	39284	323	276459	2262
UZBEKISTAN	158	1	43	0
YEMEN, ARAB REPUBLIC OF	-	-	2176	18
ZIMBABWE	-	-	2526	21
10.2 Professional and management services	**24583537**	**203252**	**27370854**	**223835**
10.2.1 Legal, accounting, management consult, & pub. Rel.	**11657339**	**96264**	**10865674**	**88876**
10.2.1.1 Legal services	**2935997**	**24036**	**442869**	**3622**
AUSTRALIA	1279	11	-	-
CANADA	-	-	929	8
CHINA PEOPLE'S REPUBLIC (P.R)	8309	68	7152	58
DENMARK	2394	20	3791	31
FRANCE	6893	57	30275	248
GERMANY	1814	15	3119	26
HONG KONG: SAR OF CHINA	21196	177	17031	140
INDIA	4305	35	7369	60
INT. BODIES (ADB)	610	5	-	-
ITALY	135	1	-	-
MALAYSIA	-	-	8897	73
NETHERLANDS	-	-	6444	53
NEW ZEALAND	3432	29	876	7
PAKISTAN	610	5	-	-
PORTUGAL	-	-	11	0
SAN MARINO	522	4	-	-
SCOTLAND	7590	63	-	-
SINGAPORE	33046	271	32435	265

Table-3.3: Import payments of services purposes/ countries Table-3.3 (Contd.) (According to BPM6)

(Amount in thousand)

Purpose/Country	2024-2025		2025-2026	
	Amount (BDT)	**Amount (USD)**	**Amount (BDT)**	**Amount (USD)**
SPAIN	-	-	57	0
SWITZERLAND	2451315	20038	11643	95
UNITED ARAB EMIRATES (UAE)	85226	705	1438	12
UNITED KINGDOM (UK)	119645	984	65662	536
UNITED STATES OF AMERICA (USA)	187676	1548	245740	2010
10.2.1.2 Accounting, auditing, book-keeping & tax consultation services	**66848**	**552**	**108367**	**886**
AUSTRALIA	-	-	165	1
AUSTRIA	-	-	207	2
BAHRAIN	-	-	678	6
CHINA PEOPLE'S REPUBLIC (P.R)	1016	8	2481	20
DENMARK	-	-	236	2
FINLAND	590	5	-	-
GERMANY	-	-	26791	219
HONG KONG: SAR OF CHINA	-	-	1479	12
HUNGARY	24	0	713	6
INDIA	45220	373	38558	315
IRELAND	-	-	919	8
ITALY	997	8	-	-
JAPAN	290	2	739	6
KAZAKHSTAN	-	-	185	2
KOREA, REPUBLIC OF	-	-	1084	9
MALAYSIA	3347	27	9068	74
MALTA	2340	19	-	-
MEXICO	-	-	517	4
NETHERLANDS	-	-	39	0
PAKISTAN	-	-	269	2
PHILIPPINES	-	-	8600	70
ROMANIA	-	-	464	4
SAN MARINO	509	4	-	-
SINGAPORE	614	5	4137	34
SPAIN	3346	27	137	1
SRI LANKA	118	1	952	8
SWITZERLAND	2561	21	2379	19

Table-3.3: Import payments of services purposes/ countries Table-3.3 (Contd.)
(According to BPM6)

(Amount in thousand)

Purpose/Country	2024-2025		2025-2026	
	Amount (BDT)	**Amount (USD)**	**Amount (BDT)**	**Amount (USD)**
UNITED ARAB EMIRATES (UAE)	-	-	122	1
UNITED KINGDOM (UK)	3000	25	3635	30
UNITED STATES OF AMERICA (USA)	2876	24	3813	31
10.2.1.3 Business & management consultancy, public relation services	**8654494**	**71676**	**10314438**	**84368**
AUSTRALIA	11265	93	59085	483
AUSTRIA	485	4	3255	27
BELGIUM	17946	148	9360	77
BRAZIL	2562	22	2801	23
BRITISH VIRGIN ISLANDS	3996	33	-	-
CAMBODIA	8433	70	2947	24
CANADA	12644	104	14413	118
CHINA PEOPLE'S REPUBLIC (P.R)	57787	480	73457	600
COLOMBIA	-	-	307	3
CROATIA	-	-	344	3
DENMARK	47474	387	45880	375
EGYPT	547	5	3020	25
ESTONIA	2041	17	755	6
ETHIOPIA	2615	21	814	7
FINLAND	31415	262	14509	119
FRANCE	114748	944	79678	652
GERMANY	295121	2449	507574	4152
HONG KONG: SAR OF CHINA	2434627	20018	3975691	32520
HUNGARY	3863	32	3626	30
INDIA	911060	7549	1163786	9511
INDONESIA	778	7	3921	32
INT. BODIES (IAEA)	-	-	400	3
INT. BODIES (IDB)	23777	200	-	-
IRELAND	6905	57	2464	20
ISLE OF MAN	241	2	-	-
ITALY	75201	620	77230	632
JAPAN	70113	577	147285	1204
JORDAN	33136	272	25854	212
KAZAKHSTAN	82	1	3923	32
KENYA	2635	22	10484	86

Table-3.3: Import payments of services purposes/ countries Table-3.3 (Contd.) (According to BPM6)

(Amount in thousand)

Purpose/Country	2024-2025		2025-2026	
	Amount (BDT)	**Amount (USD)**	**Amount (BDT)**	**Amount (USD)**
KOREA, REPUBLIC OF	133202	1109	128009	1046
MALAWI	-	-	1289	11
MALAYSIA	911320	7579	230799	1888
MAURITIUS	732	6	-	-
MEXICO	520	4	6130	50
MOROCCO	-	-	614	5
MYANMAR	252	2	-	-
NEPAL	5665	46	7072	58
NETHERLANDS	27166	225	30124	246
NEW ZEALAND	524	4	771	6
NIGERIA	-	-	139	1
NORWAY	429797	3582	328470	2684
PAKISTAN	20750	171	19024	156
PERU	882	7	1360	11
PHILIPPINES	1748	15	22375	183
POLAND	308	3	11129	91
PORTUGAL	37531	310	48473	396
PUERTO RICO	5135	42	-	-
ROMANIA	1035	8	-	-
SAN MARINO	1323	11	2571	21
SAUDI ARABIA	19772	164	25931	212
SINGAPORE	822306	6815	800264	6546
SLOVENIA	-	-	95	1
SOUTH AFRICA	-	-	367	3
SPAIN	17787	147	78471	641
SRI LANKA	654042	5496	905686	7423
SWAZILAND	-	-	30	0
SWEDEN	6876	57	31092	254
SWITZERLAND	29336	242	129619	1059
TAIWAN: PROVINCE OF CHINA	59	1	-	-
TANZANIA, UNITED REPUBLIC OF	-	-	8915	73
THAILAND	42786	355	54824	449
TUNISIA	-	-	624	5
TURKEY	2056	17	42761	350
UGANDA	-	-	2943	24
UKRAINE	15645	130	5431	44
UNITED ARAB EMIRATES (UAE)	34863	289	90977	746
UNITED KINGDOM (UK)	428649	3563	324105	2650

Table-3.3: Import payments of services purposes/ countries Table-3.3 (Contd.) (According to BPM6)

(Amount in thousand)

Purpose/Country	2024-2025		2025-2026	
	Amount (BDT)	**Amount (USD)**	**Amount (BDT)**	**Amount (USD)**
UNITED STATES OF AMERICA (USA)	817227	6767	721790	5903
UZBEKISTAN	-	-	3711	30
VIET NAM	11783	98	14320	117
ZAMBIA	1920	16	1270	10
10.2.2 Advertising, market research & public opinion polling services	**12925353**	**106981**	**16500270**	**134919**
ANDORRA	189	2	45	0
AUSTRALIA	22596	186	29468	241
AUSTRIA	3036	25	2525	21
BAHRAIN	70	1	-	-
BELGIUM	184	2	104	1
BOSNIA AND HERZEGOVINA	-	-	1	0
BRAZIL	4002	33	41	0
BRUNEI DARUSSALAM	-	-	6	0
BULGARIA	45	0	34	0
BURKINA FASO	-	-	1461	12
CAMBODIA	16424	136	8907	73
CANADA	25812	216	43973	360
CHILE	1	0	-	-
CHINA PEOPLE'S REPUBLIC (P.R)	10405	87	10822	89
COLOMBIA	5	0	1078	9
COTE D'IVOIRE	-	-	56	0
CYPRUS	4606	38	5176	42
CZECH REPUBLIC	514	4	2990	24
DENMARK	483	4	853	7
DJIBOUTI	10620	88	13342	109
EGYPT	171	1	163	1
ESTONIA	620	5	565	5
ETHIOPIA	5174	43	7809	64
FRANCE	29223	242	40105	328
GERMANY	62408	515	51133	419
GHANA	322	3	49	0
GIBRALTAR	-	-	18	0
HONDURAS	-	-	3045	25
HONG KONG: SAR OF CHINA	581607	4820	774654	6357
HUNGARY	5	0	32	0
ICELAND	39	0	26536	216

Table-3.3: Import payments of services purposes/ countries Table-3.3 (Contd.) (According to BPM6)

(Amount in thousand)

Purpose/Country	2024-2025		2025-2026	
	Amount (BDT)	**Amount (USD)**	**Amount (BDT)**	**Amount (USD)**
INDIA	136932	1135	106097	868
INDONESIA	7	0	504	4
IRELAND	5035960	41656	6534179	53427
ITALY	21892	180	47540	389
JAMAICA	201	2	-	-
JAPAN	134158	1099	175483	1431
KENYA	115054	948	83099	679
KOREA, REPUBLIC OF	665	6	1190	10
KUWAIT	35	0	7	0
LATVIA	164	1	48	0
LEBANON	1132	9	1431	12
LIBYAN ARAB JAMAHIRIYA	660	6	1841	15
LIECHTENSTEIN	157	1	3	0
LITHUANIA	42	0	239	2
LUXEMBOURG	71	1	33	0
MALAYSIA	1764	15	5627	46
MALDIVES	6	0	-	-
MALTA	235	2	3888	32
MAURITANIA	244	2	-	-
MAURITIUS	97	1	288	2
MEXICO	195	2	20	0
MONTENEGRO	17	0	-	-
MYANMAR	1417	12	9991	82
NEPAL	32812	272	21733	178
NETHERLANDS	2352318	19444	2677069	21890
NICARAGUA	-	-	12	0
NIGERIA	6348	53	6727	55
NORWAY	-	-	6135	50
PAKISTAN	7894	65	3603	29
PALESTINIAN TERRITORY, OCCUPIED	-	-	4	0
PHILIPPINES	2640	22	-	-
POLAND	662	5	545	4
PORTUGAL	24357	199	82234	672
QATAR	9	0	9086	74
ROMANIA	20	0	44	0
RUSSIAN FEDERATION	167	1	145	1
SAUDI ARABIA	1995	17	21019	172
SINGAPORE	2463704	20441	2605090	21311

Table-3.3: Import payments of services purposes/ countries Table-3.3 (Contd.) (According to BPM6)

(Amount in thousand)

Purpose/Country	2024-2025		2025-2026	
	Amount (BDT)	**Amount (USD)**	**Amount (BDT)**	**Amount (USD)**
SLOVAKIA	1977	16	418	3
SLOVENIA	664	5	468	4
SOUTH AFRICA	7	0	2589	21
SPAIN	50586	418	36078	295
SRI LANKA	218310	1802	332761	2722
SWEDEN	26235	217	7	0
SWITZERLAND	5445	45	4756	39
TAIWAN: PROVINCE OF CHINA	8004	67	802	7
TAJIKISTAN	-	-	0	0
TANZANIA, UNITED REPUBLIC OF	1304	11	13388	109
THAILAND	10517	89	10941	89
TURKEY	20510	170	22574	185
UGANDA	2199	18	700	6
UKRAINE	1819	15	11	0
UNITED ARAB EMIRATES (UAE)	93852	780	71474	585
UNITED KINGDOM (UK)	806283	6677	2032013	16585
UNITED STATES OF AMERICA (USA)	545770	4524	537598	4396
URUGUAY	-	-	921	8
UZBEKISTAN	1959	16	-	-
VIET NAM	7020	58	2178	18
ZAMBIA	-	-	648	5
ZIMBABWE	300	3	-	-
10.2.3 Waste treatment, de-pollution, other exviromental protection services	**845**	**7**	**4910**	**40**
HONG KONG: SAR OF CHINA	654	5	658	5
INDIA	191	2	-	-
NETHERLANDS	-	-	974	8
TAIWAN: PROVINCE OF CHINA	-	-	224	2
UNITED KINGDOM (UK)	-	-	2865	24
UNITED STATES OF AMERICA (USA)	-	-	189	2

Table-3.3: Import payments of services purposes/ countries Table-3.3 (Contd.)
(According to BPM6)

(Amount in thousand)

Purpose/Country	2024-2025		2025-2026	
	Amount (BDT)	**Amount (USD)**	**Amount (BDT)**	**Amount (USD)**
10.3 Technical, trade-related and other business services	**93778912**	**774832**	**106993975**	**874762**
10.3.1 Architectural, engineering and other technical	**65268860**	**539069**	**50963895**	**416793**
AFGHANISTAN	85	1	-	-
AUSTRALIA	61621	514	829100	6766
AUSTRIA	5285	44	30345	249
BELGIUM	92	1	100	1
CAMBODIA	321	3	-	-
CANADA	3977	33	659	5
CHINA PEOPLE'S REPUBLIC (P.R)	16265098	134010	12472028	102057
CYPRUS	-	-	286	2
CZECH REPUBLIC	32184	268	152544	1250
DENMARK	9387	77	8759	71
ESTONIA	933	8	10025	82
FINLAND	62287	513	41339	339
FRANCE	260495	2152	504167	4121
GEORGIA	178	2	-	-
GERMANY	1965534	16342	795580	6498
GREECE	332	3	-	-
GUATEMALA	1706	14	-	-
HONG KONG: SAR OF CHINA	7344910	60991	2113085	17290
INDIA	6211797	51015	7226725	59089
INDONESIA	15779	131	20995	171
INT. BODIES (FAO)	46571	380	-	-
IRELAND	15356	128	24831	203
ITALY	18758	156	17407	142
JAPAN	1194403	9826	1306589	10693
KAZAKHSTAN	3050	25	-	-
KENYA	1768	14	17019	140
KOREA, REPUBLIC OF	713564	5857	3088365	25243
LEBANON	-	-	11036	90
LUXEMBOURG	-	-	1675	14
MALAYSIA	1108855	9193	2976668	24332
MEXICO	-	-	239	2
NEPAL	4754	39	8838	72
NETHERLANDS	223508	1857	277258	2270
NORWAY	863957	7100	1706985	13985

Table-3.3: Import payments of services purposes/ countries Table-3.3 (Contd.) (According to BPM6)

(Amount in thousand)

Purpose/Country	2024-2025		2025-2026	
	Amount (BDT)	**Amount (USD)**	**Amount (BDT)**	**Amount (USD)**
PAKISTAN	142	1	1893	15
POLAND	1661	14	-	-
PORTUGAL	1592	13	1450	12
RUSSIAN FEDERATION	59	1	-	-
SERBIA	17692	145	-	-
SINGAPORE	4230377	34893	1875302	15328
SLOVENIA	198	2	131	1
SPAIN	838292	6890	278214	2275
SRI LANKA	194495	1615	123863	1012
SWAZILAND	4884	41	148	1
SWEDEN	106415	875	101503	828
SWITZERLAND	3916429	32130	651412	5320
TAIWAN: PROVINCE OF CHINA	24	0	701	6
TAJIKISTAN	22445	184	22398	183
TANZANIA, UNITED REPUBLIC OF	-	-	12871	105
THAILAND	44529	369	56670	463
TURKEY	714	6	4067	33
UKRAINE	7034	57	-	-
UNITED ARAB EMIRATES (UAE)	1997687	16593	651089	5322
UNITED KINGDOM (UK)	16775781	139010	10275429	84040
UNITED STATES OF AMERICA (USA)	669923	5517	3261625	26648
VIET NAM	1942	16	2482	20
10.3.2 Other trade-related services	**5083305**	**42034**	**5854295**	**47857**
ALBANIA	63	1	3	0
AMERICAN SAMOA	-	-	196	2
ANDORRA	381	3	48	0
ANGOLA	-	-	1	0
ANTIGUA AND BARBUDA	44	0	-	-
ARGENTINA	694	6	83	1
ARMENIA	417	3	2	0
AUSTRALIA	155655	1289	210664	1721
AUSTRIA	2463	20	3573	29
AZERBAIJAN	99	1	92	1
BAHRAIN	640	5	720	6
BARBADOS	-	-	10	0

Table-3.3: Import payments of services purposes/ countries Table-3.3 (Contd.) (According to BPM6)

(Amount in thousand)

Purpose/Country	2024-2025		2025-2026	
	Amount (BDT)	**Amount (USD)**	**Amount (BDT)**	**Amount (USD)**
BELARUSSIA	27	0	247	2
BELGIUM	8250	68	7926	65
BHUTAN	28	0	280	2
BOSNIA AND HERZEGOVINA	105	1	195	2
BRAZIL	1443	12	679	6
BRUNEI DARUSSALAM	61	1	210	2
BULGARIA	242	2	317	3
CAMBODIA	547	4	711	6
CAMEROON	-	-	1679	14
CANADA	155937	1292	145645	1191
CAYMAN ISLANDS	-	-	23	0
CENTRAL AFRICAN REPUBLIC	-	-	23	0
CHILE	16	0	34	0
CHINA PEOPLE'S REPUBLIC (P.R)	159750	1322	349454	2854
COLOMBIA	107	1	832	7
CONGO	17	0	347	3
COSTA RICA	25	0	27	0
COTE D'IVOIRE	6	0	8	0
CROATIA	181	1	160	1
CYPRUS	162175	1344	162197	1326
CZECH REPUBLIC	1301	11	1955	16
DENMARK	14794	122	40598	331
DOMINICAN REPUBLIC	4	0	22	0
ECUADOR	-	-	4	0
EGYPT	719	6	1004	8
EL SALVADOR	36	0	12	0
ESTONIA	2184	18	4864	40
ETHIOPIA	1977	16	454	4
FIJI	107	1	9	0
FINLAND	2853	24	3617	30
FRANCE	21931	181	51795	423
GAMBIA	-	-	6	0
GEORGIA	21	0	193	2
GERMANY	50787	420	84189	688
GHANA	815	7	1009	8
GIBRALTAR	157	1	137	1
GREECE	11695	96	10601	87
GRENADA	3	0	-	-

Table-3.3: Import payments of services purposes/ countries Table-3.3 (Contd.)
(According to BPM6)

(Amount in thousand)

Purpose/Country	2024-2025		2025-2026	
	Amount (BDT)	**Amount (USD)**	**Amount (BDT)**	**Amount (USD)**
GUATEMALA	162	1	33	0
GUERNSEY	18	0	-	-
HONG KONG: SAR OF CHINA	257796	2131	597386	4886
HUNGARY	643	5	1437	12
ICELAND	1025	8	2068	17
INDIA	112407	933	101413	829
INDONESIA	3062	25	4480	37
IRAQ	9	0	4	0
IRELAND	20896	173	62189	508
ITALY	175216	1452	105076	860
JAMAICA	6	0	-	-
JAPAN	23038	191	71259	583
JORDAN	1967	16	266	2
KAZAKHSTAN	149	1	45	0
KENYA	2838	24	871	7
KOREA, REPUBLIC OF	22184	184	26409	216
KUWAIT	649	5	1276	10
KYRGYZSTAN	1107	9	46	0
LAOS PEOPLE'S DEMOCRATIC REPUBLIC	54	0	26	0
LATVIA	403	3	530	4
LEBANON	956	8	3065	25
LESOTHO	-	-	4	0
LIECHTENSTEIN	241	2	253	2
LITHUANIA	1294	11	1580	13
LUXEMBOURG	40757	337	90768	742
MACAO: SAR OF CHINA	125	1	59	0
MACEDONIA	63	1	-	-
MADAGASCAR	137	1	225	2
MALAWI	0	0	-	-
MALAYSIA	226828	1873	139137	1137
MALDIVES	1414	12	1295	11
MALTA	5709	47	15444	126
MAURITIUS	2058	17	38	0
MEXICO	957	8	348	3
MOLDOVIA	5	0	7428	61
MONACO	2	0	3	0
MONGOLIA	47	0	29	0
MONTENEGRO	21	0	5	0

Table-3.3: Import payments of services purposes/ countries Table-3.3 (Contd.) (According to BPM6)

(Amount in thousand)

Purpose/Country	2024-2025		2025-2026	
	Amount (BDT)	**Amount (USD)**	**Amount (BDT)**	**Amount (USD)**
MOROCCO	745	6	842	7
MOZAMBIQUE	2	0	-	-
MYANMAR	35	0	51	0
NAMIBIA	11	0	47	0
NEPAL	1549	13	2860	23
NETHERLANDS	435282	3588	388867	3179
NEW ZEALAND	7725	64	24468	200
NIGERIA	2311	19	1588	13
NORWAY	804	7	2188	18
OMAN	916	8	666	5
PAKISTAN	4680	39	10208	83
PALESTINIAN TERRITORY, OCCUPIED	7	0	6	0
PANAMA	107	1	7	0
PAPUA NEW GUINEA	81	1	52	0
PHILIPPINES	2849	24	2812	23
POLAND	1874	15	2306	19
PORTUGAL	1433	12	2444	20
PUERTO RICO	68	1	199	2
QATAR	3211	27	3428	28
ROMANIA	134	1	152	1
RUSSIAN FEDERATION	9148	76	-	-
RWANDA	306	3	343	3
SAINT KITTS AND NEVIS	75	1	-	-
SAN MARINO	13	0	-	-
SAUDI ARABIA	59466	491	101764	831
SENEGAL	-	-	3	0
SERBIA	1996	16	396	3
SEYCHELLES	7	0	33	0
SIERRA LEONE	20	0	-	-
SINGAPORE	381824	3157	329971	2697
SLOVAKIA	4547	38	3288	27
SLOVENIA	90	1	108	1
SOMALIA	2	0	-	-
SOUTH AFRICA	1498	12	6091	50
SPAIN	176213	1458	240835	1970
SRI LANKA	29805	244	66188	541
SUDAN	-	-	15	0
SWEDEN	22005	181	23261	190
SWITZERLAND	12929	107	14969	122

Table-3.3: Import payments of services purposes/ countries Table-3.3 (Contd.) (According to BPM6)

(Amount in thousand)

Purpose/Country	2024-2025		2025-2026	
	Amount (BDT)	**Amount (USD)**	**Amount (BDT)**	**Amount (USD)**
TAIWAN: PROVINCE OF CHINA	585	5	9841	80
TAJIKISTAN	3	0	22	0
TANZANIA, UNITED REPUBLIC OF	506	4	7670	63
THAILAND	87738	726	141566	1157
TONGA	2	0	-	-
TRINIDAD AND TOBAGO	130	1	313	3
TUNISIA	-	-	192	2
TURKEY	11001	91	12310	101
U.S. VIRGIN ISLANDS	0	0	29	0
UGANDA	21	0	1068	9
UKRAINE	16	0	135	1
UNITED ARAB EMIRATES (UAE)	179646	1488	244961	2004
UNITED KINGDOM (UK)	935015	7729	843526	6897
UNITED STATES OF AMERICA (USA)	1034034	8551	1037292	8480
URUGUAY	1701	14	254	2
UZBEKISTAN	557	5	202	2
VATICAN CITY	14	0	18	0
VIET NAM	5490	46	2809	23
YEMEN, ARAB REPUBLIC OF	18	0	-	-
ZAMBIA	56	0	189	2
ZIMBABWE	4	0	92	1
10.3.3 Operational leasing services	**10960590**	**90487**	**15928110**	**130253**
AUSTRALIA	-	-	21157	172
GERMANY	-	-	7670	63
HONG KONG: SAR OF CHINA	18502	152	5319	43
INDIA	5239	44	44800	365
IRELAND	-	-	145152	1185
ISLE OF MAN	667490	5555	952324	7785
MALAYSIA	3532	29	39829	326
NETHERLANDS	-	-	83565	682
SINGAPORE	647491	5321	919065	7520
THAILAND	3024	25	5617	46
UNITED ARAB EMIRATES (UAE)	395798	3260	1039652	8503

Table-3.3: Import payments of services purposes/ countries Table-3.3 (Contd.) (According to BPM6)

(Amount in thousand)

Purpose/Country	2024-2025		2025-2026	
	Amount (BDT)	**Amount (USD)**	**Amount (BDT)**	**Amount (USD)**
UNITED KINGDOM (UK)	5512956	45594	1018312	8313
UNITED STATES OF AMERICA (USA)	3706558	30507	11645648	95250
10.3.4 Others n.i.e.	**12466157**	**103242**	**34247675**	**279860**
ARGENTINA	647	5	518	4
AUSTRALIA	64675	534	212042	1729
AUSTRIA	31729	262	24338	199
AZERBAIJAN	-	-	1872	15
BAHRAIN	7782	65	10	0
BARBADOS	2475	20	-	-
BELARUSSIA	-	-	911	7
BELGIUM	18881	158	15526	127
BRAZIL	6416	53	16318	133
BULGARIA	1095	9	1286	11
CAMBODIA	9129	75	2348	19
CAMEROON	-	-	611	5
CANADA	69971	578	77626	635
CAYMAN ISLANDS	-	-	3	0
CHILE	60	1	3	0
CHINA PEOPLE'S REPUBLIC (P.R)	2017068	16673	2480038	20217
COLOMBIA	616	5	7	0
CONGO	-	-	1	0
COSTA RICA	997	8	5	0
CYPRUS	4701	39	39	0
CZECH REPUBLIC	9944	82	10819	89
DENMARK	27593	226	38736	316
DOMINICAN REPUBLIC	186	2	364	3
EGYPT	3077	26	128	1
ESTONIA	408	3	282	2
ETHIOPIA	3794	31	436	4
FIJI	249	2	145	1
FINLAND	85140	701	36541	298
FRANCE	377620	3145	500125	4100
GEORGIA	892	7	-	-
GERMANY	2174539	18020	3737095	30555
GHANA	-	-	1289	11
GREECE	453	4	1445	12
GUATEMALA	752	6	791	6
HONDURAS	629	5	-	-

Table-3.3: Import payments of services purposes/ countries Table-3.3 (Contd.) (According to BPM6)

(Amount in thousand)

Purpose/Country	2024-2025		2025-2026	
	Amount (BDT)	**Amount (USD)**	**Amount (BDT)**	**Amount (USD)**
HONG KONG: SAR OF CHINA	1189476	9925	2647879	21630
HUNGARY	4231	35	675	6
INDIA	1077373	8992	15939751	130236
INDONESIA	896	8	5004	41
INT. BODIES (ADB)	1321	11	6932	57
INT. BODIES (IFC)	-	-	220	2
INT. BODIES (NIE)	90	1	-	-
INT. BODIES (USAID)	-	-	64	1
IRAQ	-	-	658	5
IRELAND	123689	1022	184969	1511
ITALY	295913	2463	78682	643
JAPAN	841598	6936	2186065	17868
JORDAN	656	5	3075	25
KAZAKHSTAN	-	-	16	0
KENYA	8427	69	14360	117
KOREA, REPUBLIC OF	185929	1549	92636	759
KOSOVO	101	1	-	-
KUWAIT	200	2	1197	10
LAOS PEOPLE'S DEMOCRATIC REPUBLIC	-	-	1095	9
LATVIA	-	-	78	1
LEBANON	4	0	13	0
LITHUANIA	4305	36	-	-
LUXEMBOURG	18841	156	39049	319
MALAWI	85	1	368	3
MALAYSIA	818359	6706	80685	660
MALDIVES	1243	10	550	4
MALTA	1972	16	6264	51
MAURITIUS	50494	420	28030	230
MEXICO	9851	82	4829	39
MOLDOVIA	-	-	13	0
MONGOLIA	-	-	682	6
MOROCCO	13	0	313	3
MOZAMBIQUE	-	-	1795	15
MYANMAR	-	-	122	1
NEPAL	886	7	1154065	9458
NETHERLANDS	80260	667	48782	399
NEW ZEALAND	13568	112	21845	179
NIGERIA	120	1	633	5
NORWAY	46808	386	23009	188

Table-3.3: Import payments of services purposes/ countries Table-3.3 (Contd.) (According to BPM6)

(Amount in thousand)

Purpose/Country	2024-2025		2025-2026	
	Amount (BDT)	**Amount (USD)**	**Amount (BDT)**	**Amount (USD)**
OMAN	-	-	338	3
PAKISTAN	15511	128	15322	125
PALESTINIAN TERRITORY, OCCUPIED	-	-	158	1
PANAMA	-	-	4012	33
PAPUA NEW GUINEA	-	-	143	1
PARAGUAY	-	-	103	1
PHILIPPINES	6674	55	9276	76
POLAND	4321	36	2917	24
PORTUGAL	45354	371	104112	851
PUERTO RICO	-	-	2	0
QATAR	3064	25	3874	32
ROMANIA	591	5	736	6
SAUDI ARABIA	12856	106	12148	99
SCOTLAND	1341	11	332	3
SERBIA	-	-	177	1
SEYCHELLES	-	-	0	0
SINGAPORE	411577	3394	575626	4702
SLOVAKIA	7468	61	5912	48
SLOVENIA	1276	11	1897	16
SOUTH AFRICA	1840	15	2649	22
SPAIN	283275	2343	208417	1704
SRI LANKA	30930	255	29176	238
SWAZILAND	272	2	2353	19
SWEDEN	22100	181	9346	77
SWITZERLAND	231148	1918	154319	1262
TAIWAN: PROVINCE OF CHINA	15337	127	20453	167
TANZANIA, UNITED REPUBLIC OF	4298	35	2169	18
THAILAND	12938	107	17722	145
TUNISIA	2408	20	-	-
TURKEY	25713	211	283128	2314
UGANDA	4493	38	3676	30
UKRAINE	56378	462	7017	57
UNITED ARAB EMIRATES (UAE)	176355	1465	189466	1548
UNITED KINGDOM (UK)	591524	4888	1859948	15210
UNITED STATES OF AMERICA (USA)	788867	6521	950034	7765
URUGUAY	-	-	0	0

Table-3.3: Import payments of services purposes/ countries Table-3.3 (Contd.) (According to BPM6)

(Amount in thousand)

Purpose/Country	2024-2025		2025-2026	
	Amount (BDT)	**Amount (USD)**	**Amount (BDT)**	**Amount (USD)**
UZBEKISTAN	3778	31	22901	188
VIET NAM	6243	52	11214	92
ZIMBABWE	-	-	501	4
11 Personal, cultural, & recreational	**6832075**	**56684**	**8667408**	**70905**
11.1 Audio-visual & related services	**358149**	**2942**	**210663**	**1724**
CHINA PEOPLE'S REPUBLIC (P.R)	-	-	38945	320
INDIA	300013	2464	141751	1160
MAURITIUS	1683	14	-	-
UNITED KINGDOM (UK)	54051	444	29967	245
UNITED STATES OF AMERICA (USA)	2402	20	-	-
11.2 Other personal, cultural, & recreational services	**6473926**	**53742**	**8456745**	**69181**
ALBANIA	-	-	3	0
ANDORRA	17	0	2	0
ANGOLA	13	0	-	-
ANTIGUA AND BARBUDA	-	-	2097	17
ARGENTINA	75	1	45	0
ARMENIA	213	2	57	0
AUSTRALIA	357746	2982	326800	2671
AUSTRIA	2104	17	2424	20
AZERBAIJAN	1157	10	33	0
BAHAMAS	-	-	5	0
BAHRAIN	6273	51	839	7
BELARUSSIA	37	0	118	1
BELGIUM	4337	36	7168	59
BELIZE	34	0	-	-
BENIN	17	0	-	-
BHUTAN	2053	17	106	1
BOSNIA AND HERZEGOVINA	8	0	2	0
BOTSWANA	7	0	26	0
BRAZIL	591	5	591	5
BRUNEI DARUSSALAM	11	0	27	0
BULGARIA	2469	21	1516	12
CAMBODIA	290	2	514	4

Table-3.3: Import payments of services purposes/ countries Table-3.3 (Contd.) (According to BPM6)

(Amount in thousand)

Purpose/Country	2024-2025		2025-2026	
	Amount (BDT)	**Amount (USD)**	**Amount (BDT)**	**Amount (USD)**
CAMEROON	-	-	4	0
CANADA	214105	1774	170061	1390
CAYMAN ISLANDS	8	0	32	0
CHILE	7	0	1	0
CHINA PEOPLE'S REPUBLIC (P.R)	240003	1996	313002	2557
COLOMBIA	76	1	705	6
CONGO	-	-	73	1
COSTA RICA	105	1	409	3
COTE D'IVOIRE	211	2	-	-
CROATIA	191	2	43	0
CYPRUS	9319	77	28086	229
CZECH REPUBLIC	5962	49	6989	57
DENMARK	33333	275	19532	160
DOMINICAN REPUBLIC	2	0	2	0
ECUADOR	-	-	4	0
EGYPT	647	5	1530	12
EL SALVADOR	139	1	74	1
ESTONIA	2827	23	7866	64
ETHIOPIA	-	-	30	0
FAROE ISLANDS	-	-	6	0
FIJI	-	-	1	0
FINLAND	9620	80	9335	76
FRANCE	13089	108	27097	221
GEORGIA	3	0	40	0
GERMANY	28384	235	31905	261
GHANA	187	2	512	4
GIBRALTAR	366	3	202	2
GREECE	312	3	1327	11
GUINEA	20	0	-	-
HONG KONG: SAR OF CHINA	41828	346	55014	450
HUNGARY	71769	591	51957	424
ICELAND	979	8	2039	17
INDIA	177730	1473	131619	1076
INDONESIA	4359	36	2139	18
INT. BODIES (ICAO)	-	-	2108	17
INT. BODIES (WTO)	1	0	-	-
IRAQ	-	-	41	0
IRELAND	45497	377	56762	464
ITALY	3464	29	7038	58
JAMAICA	30	0	-	-

Table-3.3: Import payments of services purposes/ countries Table-3.3 (Contd.) (According to BPM6)

(Amount in thousand)

Purpose/Country	2024-2025		2025-2026	
	Amount (BDT)	**Amount (USD)**	**Amount (BDT)**	**Amount (USD)**
JAPAN	12680	104	28192	230
JORDAN	137	1	799	6
KAZAKHSTAN	22	0	24	0
KENYA	1148	10	4586	38
KOREA, REPUBLIC OF	51593	430	10160	83
KUWAIT	359	3	406	3
KYRGYZSTAN	570	5	1299	11
LATVIA	1400	12	946	8
LEBANON	33	0	7	0
LIECHTENSTEIN	395	3	409	3
LITHUANIA	2000	17	4445	36
LUXEMBOURG	49145	407	52767	433
MACAO: SAR OF CHINA	-	-	19	0
MACEDONIA	4	0	0	0
MADAGASCAR	19	0	33	0
MALAWI	-	-	0	0
MALAYSIA	128930	1067	146743	1200
MALDIVES	103	1	248	2
MALTA	8835	73	28114	230
MAURITIUS	946	8	25	0
MEXICO	271	2	3850	31
MOLDOVIA	21	0	86	1
MONGOLIA	54	0	-	-
MONTENEGRO	-	-	0	0
MOROCCO	238	2	223	2
MYANMAR	11	0	10	0
NEPAL	979	8	666	5
NETHERLANDS	25405	211	31515	258
NEW ZEALAND	13900	114	28263	231
NIGERIA	1095	9	1046	9
NORWAY	8139	67	4954	40
OMAN	363	3	179	1
PAKISTAN	30968	258	21866	179
PALESTINIAN TERRITORY, OCCUPIED	21	0	40	0
PAPUA NEW GUINEA	44	0	243	2
PERU	53	0	-	-
PHILIPPINES	618	5	580	5
POLAND	1068	9	2045	17
PORTUGAL	5632	46	5899	48

Table-3.3: Import payments of services purposes/ countries Table-3.3 (Contd.) (According to BPM6)

(Amount in thousand)

Purpose/Country	2024-2025		2025-2026	
	Amount (BDT)	**Amount (USD)**	**Amount (BDT)**	**Amount (USD)**
PUERTO RICO	109	1	83	1
QATAR	7519	62	2424	20
ROMANIA	5476	46	6291	51
RUSSIAN FEDERATION	1521	13	148	1
RWANDA	33	0	25	0
SAUDI ARABIA	301269	2486	753526	6165
SERBIA	3481	29	13573	111
SEYCHELLES	5	0	2	0
SINGAPORE	137979	1141	210269	1718
SLOVAKIA	1748	14	1357	11
SLOVENIA	654	5	709	6
SOLOMON ISLANDS	-	-	16	0
SOUTH AFRICA	251	2	616	5
SPAIN	6023	50	21700	177
SRI LANKA	8935	74	16058	131
SWEDEN	27498	227	16863	138
SWITZERLAND	21870	181	30226	247
TAIWAN: PROVINCE OF CHINA	497	4	914	7
TAJIKISTAN	-	-	34	0
TANZANIA, UNITED REPUBLIC OF	121	1	147	1
THAILAND	22626	188	28913	236
TRINIDAD AND TOBAGO	4	0	13	0
TUNISIA	-	-	1	0
TURKEY	6989	58	10007	82
U.S. VIRGIN ISLANDS	3	0	6	0
UGANDA	38	0	31	0
UKRAINE	151	1	201	2
UNITED ARAB EMIRATES (UAE)	62331	515	70446	576
UNITED KINGDOM (UK)	2807805	23372	4503055	36853
UNITED STATES OF AMERICA (USA)	1417321	11737	1116364	9129
UZBEKISTAN	946	8	153	1
VATICAN CITY	-	-	601	5
VIET NAM	603	5	461	4
YEMEN, ARAB REPUBLIC OF	801	7	-	-
ZAMBIA	52	0	662	5

Table-3.3: Import payments of services purposes/ countries Table-3.3 (Contd.)
(According to BPM6)

(Amount in thousand)

Purpose/Country	2024-2025		2025-2026	
	Amount (BDT)	**Amount (USD)**	**Amount (BDT)**	**Amount (USD)**
ZIMBABWE	43	0	205	2
12 Government goods and services, n.i.e.	**44774315**	**369515**	**59986707**	**489912**
12.1 Embassies and diplomatic missions	**11079565**	**91918**	**13177574**	**107690**
ALBANIA	-	-	4	0
AUSTRALIA	215013	1778	1601057	13071
BAHRAIN	118	1	-	-
BELGIUM	274727	2275	266952	2182
BHUTAN	20350	171	11636	95
BRAZIL	23650	194	24611	201
CAMBODIA	9	0	4	0
CANADA	187528	1546	163219	1335
CHINA PEOPLE'S REPUBLIC (P.R)	129057	1066	165649	1351
CYPRUS	15588	128	20643	168
CZECH REPUBLIC	172874	1413	-	-
DENMARK	71393	590	81085	663
EGYPT	72997	605	107170	874
ETHIOPIA	56330	465	77734	635
FINLAND	-	-	8497	69
FRANCE	101905	842	128721	1051
GERMANY	150205	1245	166401	1361
HONG KONG: SAR OF CHINA	137000	1135	184662	1511
INDIA	559797	4634	447678	3663
INDONESIA	136477	1128	172424	1410
IRAQ	79675	659	101830	833
ITALY	646770	5390	1417505	11614
JAPAN	207829	1726	225126	1840
JORDAN	69155	575	-	-
KENYA	74820	620	68579	561
KOREA, REPUBLIC OF	114950	945	159950	1307
KOSOVO	15085	126	-	-
KUWAIT	239665	1986	561813	4590
LEBANON	63627	530	82998	678
LIBYAN ARAB JAMAHIRIYA	74838	620	77531	634
MALAYSIA	106941	882	207369	1698
MALDIVES	450	4	10946	90
MALTA	-	-	30768	251
MAURITIUS	58720	486	74702	611

Table-3.3: Import payments of services purposes/ countries Table-3.3 (Contd.)
(According to BPM6)

(Amount in thousand)

Purpose/Country	2024-2025		2025-2026	
	Amount (BDT)	**Amount (USD)**	**Amount (BDT)**	**Amount (USD)**
MEXICO	62890	521	84774	693
MOROCCO	40	0	-	-
MYANMAR	55203	459	136584	1117
NEPAL	94658	779	61848	506
NETHERLANDS	14050	115	-	-
NEW ZEALAND	31	0	-	-
OMAN	1762	15	-	-
PAKISTAN	21199	176	2610	21
PHILIPPINES	57872	480	24681	202
POLAND	64283	531	111809	915
QATAR	43921	364	9596	79
SAUDI ARABIA	1374485	11385	719442	5891
SINGAPORE	249757	2064	286030	2339
SOUTH AFRICA	39689	329	13225	108
SPAIN	56563	466	32662	268
SRI LANKA	82363	679	73624	602
SWEDEN	75463	627	185412	1520
SWITZERLAND	361612	2991	436673	3569
THAILAND	48073	403	1713456	13960
TUNISIA	13744	115	-	-
TURKEY	369472	3056	507507	4143
UGANDA	-	-	15082	123
UNITED ARAB EMIRATES (UAE)	654203	5431	231701	1896
UNITED KINGDOM (UK)	709611	5898	846532	6923
UNITED STATES OF AMERICA (USA)	2469529	20592	961470	7852
UZBEKISTAN	31521	264	-	-
VIET NAM	50028	415	75592	618
12.2 Mutual agreement between foreign government or international organization	**548532**	**4556**	**201478**	**1641**
GERMANY	15083	124	-	-
UNITED NATIONS CONFERENCE ON TRADE AND DEVELOPMENT	-	-	921	8
UNITED STATES OF AMERICA (USA)	533449	4431	200557	1634
12.3 Others	**23107354**	**190372**	**35061596**	**286138**
AUSTRALIA	66346	546	143107	1168
BELARUSSIA	-	-	9	0

Table-3.3: Import payments of services purposes/ countries Table-3.3 (Contd.) (According to BPM6)

(Amount in thousand)

Purpose/Country	2024-2025		2025-2026	
	Amount (BDT)	**Amount (USD)**	**Amount (BDT)**	**Amount (USD)**
BRAZIL	-	-	29636	243
CAMBODIA	-	-	78	1
CANADA	42	0	3418	28
CHINA PEOPLE'S REPUBLIC (P.R)	1	0	153	1
DENMARK	0	0	-	-
FRANCE	3555269	28992	6174473	50397
GERMANY	1932300	16048	117945	962
HONG KONG: SAR OF CHINA	10	0	-	-
INDIA	39463	324	81520	666
INT. BODIES (IDA)	-	-	11	0
INTERNATIONAL FUND FOR AGRICULTURAL DEVELOPMENT	71946	600	0	0
INDONESIA	48	0	273	2
JAPAN	607334	5048	22085	180
INT. BODIES (JICA)	538706	4384	3139920	25719
KOREA, REPUBLIC OF	-	-	59884	492
KUWAIT	3	0	-	-
LUXEMBOURG	82465	681	101811	832
MALAYSIA	-	-	3367	28
NEPAL	-	-	3364	28
NORWAY	5	0	-	-
SAUDI ARABIA	9513	77	4	0
SINGAPORE	2861	23	1174	10
SOUTH AFRICA	63	1	-	-
SWEDEN	176	1	-	-
THAILAND	-	-	4292	35
TURKEY	6183	51	5729	47
UNITED ARAB EMIRATES (UAE)	0	0	-	-
UNITED KINGDOM (UK)	405500	3311	158537	1296
UNITED STATES OF AMERICA (USA)	15789120	130282	25010806	204003
12.4 Office maimtenance	**10038864**	**82670**	**11546059**	**94442**
CHINA PEOPLE'S REPUBLIC (P.R)	12748	104	12233	100
EGYPT	-	-	379256	3109
ETHIOPIA	-	-	6668	55

Table-3.3: Import payments of services purposes/ countries Table-3.3 (Contd.) (According to BPM6)

(Amount in thousand)

Purpose/Country	2024-2025		2025-2026	
	Amount (BDT)	**Amount (USD)**	**Amount (BDT)**	**Amount (USD)**
HONG KONG: SAR OF CHINA	15321	126	26415	216
INDIA	-	-	1591	13
KENYA	74963	621	80893	661
MALAYSIA	146599	1222	678	6
PAKISTAN	1582	13	1501	12
SAUDI ARABIA	8623	72	165	1
SINGAPORE	-	-	1483	12
SPAIN	-	-	1228	10
SRI LANKA	-	-	5619	46
TANZANIA, UNITED REPUBLIC OF	3900	32	3033	25
THAILAND	168	1	211	2
UNITED ARAB EMIRATES (UAE)	-	-	2037	17
UNITED KINGDOM (UK)	9696703	79829	10932011	89414
UNITED STATES OF AMERICA (USA)	78257	649	91037	744

Note: 1.This figure may differ from services of BOP table due to make some adjustments as per BPM-6

2. Central Account transactions are included in the figures since FY21.

3. Construction-related payments for the Rooppur Nuclear Power Plant Project have been included in the

Table-3.4: Import payments of agricultural, horticulture products, agri-machineries and fertilizers

(Amount in thousand)

Commodities	2024 - 2025		2025 - 2026	
	Amount (BDT)	Amount (USD)	Amount (BDT)	Amount (USD)
Grand total (A+B)	**8155220935**	**67475267**	**8262147776**	**67547626**
A. Other unclassified imports	**17720498**	**146468**	**18140868**	**148362**
B. Import under (Cash with EPZ, buyer's credit, IDB/ITFC loan, loans & grants)	**8137500437**	**67328799**	**8244006908**	**67399264**
Of which goods import payments for govt. project	**114402069**	**948912**	**84436700**	**689885**
Of which goods import payments of Rooppur nuclear power plant project	**62016500**	**513300**	**62171000**	**508842**
Of which EPZ	**41043313**	**3394469**	**456977132**	**3736512**
A. Agri Bulk Commodities	**824994954**	**6823119**	**842946081**	**6891065**
Barley	34122	282	68523	560
Cocoa beans	21079	173	24786	203
Coffee	170896	1415	234450	1916
Cotton	410976487	3401964	364512371	2980084
Cotton linters			467	4
Grain sorghum	241265	1993	252030	2060
Hemp	19856	164	20954	171
Jute	9288	76	13050	107
Maize	36671804	304506	46052187	376674
Mate	9651	80		
Oats	20837	173	44468	363
Other grains	88480	727	71736	587
Other oilseeds	31122510	256788	38440874	314203
Peaunut oilseeds	2314200	19112	3892169	31789
Rice	70095840	574984	60530392	495098
Soyabeans oilseeds	96909298	802674	114837285	938243
Tea	124705	1032	24548	201
Tobacco	790054	6576	259908	2124
Wheat	175374581	1450399	213665886	1746679
B. Produce/Horticulture products	**156332681**	**1295067**	**129628363**	**1059751**
Asparagus	5517	46	973	8
Brazilnut	4764	40		
Cabbage	17429	144	23720	194
Cardamoms (elachi)	3765642	31173	8788234	71823
Carrots	420797	3503	632226	5180
Cashewnuts	668713	5505	1313950	10739
Cauliflowers	1507	12	1872	15
Celery	2196	18	948	8
Cinnamon (daruchini)	3048682	25227	3225994	26372
Cloves (labanga)	1112852	9187	939995	7678
Coconut	800550	6604	1007861	8236
Coriander (dhania)	797699	6596	444664	3640
Cucumber	324	3	1719	14
Cumin (Zira)	11419868	94328	7414602	60614
Cut flowers/plants	15086	125	23705	194
Dried fruits	1569680	12972	1516307	12394

Import payments of agricultural, horticulture products, agri-machineries and fertilizers

Table-3.4 (Contd.)

Commodities	2024 - 2025		2025 - 2026	
	Amount (BDT)	Amount (USD)	Amount (BDT)	Amount (USD)
Fresh fruits	43060150	355342	48515337	396577
Garlic	22220583	184279	8146802	66618
Ginger	11670977	96797	10930582	89358
Globe Artichokes	13	0		
Hops	826	7	1917	16
Lettuce			34	0
Mace	339724	2814	399625	3270
Mushrooms	1629	13	1022	8
Nutmeg	174611	1449	275413	2250
Onion	24768534	206509	3224179	26376
Other nut	3487206	28672	8103224	66281
Peas	19256	158	4425	36
Pepper (all sorts)	14677876	121628	15377039	125632
Planting material	41068	340	53741	439
Potato	1960653	16323	442936	3620
Pumpkin	1954	16	687	6
Roots tubers	7348	60	340	3
Saffron	4881	40	116	1
Spice mix	424770	3508	506179	4138
Spinach	31	0		
Sweet peppers	1883562	15765	1940435	15907
Tomato	1587057	13242	2406728	19722
Turmeric	6348662	52622	3960444	32380
Vanilla			387	3
C. Semiprocessed products	**666097728**	**5505318**	**614573948**	**5024610**
Amylaceous substance	84317	697	62024	507
Animal fat	34922	289	51852	424
Animal products	14054431	116038	13442295	109902
Cocoa products	2056489	17009	1663479	13602
Coffee husks	1602	13	469	4
Copra	3468954	28722	9008659	73665
Crude glycerol	1123	9	858	7
Dried, shelled beans	103686446	857539	73211553	598517
Fatty acids alcohols	6091917	50444	5453190	44585
Flax	2064623	17113	2235948	18274
Furnishing material	325476	2687	500786	4094
Glycerol/sorbitol/mannitol	12839394	106358	7880825	64430
Grain flours, groats	30703	253	39433	322
Grain products	18808827	155766	22949862	187518
Gum, lac, plant extracts	2246488	18598	2479913	20275
Hairs	43836	361	262591	2147
Hides, skins	41036	340	57105	466
Inedible fats, oils	205258	1706	1521631	12406
Inulin			1135	9
Oilseed cake	57624187	477279	61381490	501590
Pet food material	17802501	147544	16082856	131473
Plant waste material			415	3
Proteins/gelatins/starches	4577517	37915	4418841	36128
Roots, seeds, cut/crushed	2631902	21719	2586530	21137
Silk	35624	293	32294	264
Sowing seeds	4509227	37330	3970533	32485
Soya flour and meal	547	4	4373	36

Import payments of agricultural, horticulture products, agri-machineries and fertilizers

Table-3.4 (Contd.)

Commodities	2024 - 2025		2025 - 2026	
	Amount (BDT)	Amount (USD)	Amount (BDT)	Amount (USD)
Special plant oils	187898	1554	212330	1736
Starch	1940520	16073	1450875	11869
Straw, husks, fodder	2301	20	188	2
Sugar	103605813	855797	93665466	765855
Vegetable fats, oils	306883395	2534106	289724453	2369078
Wax	64280	533	72956	596
Wheat gluten	9636	80	8414	69
Wool	136538	1127	138320	1134
D. Processed products	**123241456**	**1018712**	**113567178**	**928550**
products containing Tobaco	3480	29	10951	89
Bevarages	673879	5564	540584	4418
Coffee	15301	126	29794	243
Dairy products	55630915	459492	56742366	464032
Eggs and products	15639	130	5831	48
Extracts, essances, broths	15724670	130153	10651309	87090
Fish and animal oils	2467002	20419	2897721	23682
Flour preparations	15826594	130932	18466785	150990
Fresh, chilled meats	48	0	845	7
Frozen fruit	38383	322	54	0
Honey	308658	2564	381398	3121
Other preparations	896069	7419	873865	7145
Other vegetables	237888	1961	221587	1811
Pasta	196461	1623	227472	1860
Prepared fruit	1505446	12446	1083904	8860
Prepared meats	229418	1895	291136	2381
Prepared vegetables	965197	7977	783943	6410
Processed fruit	1537	13	450	4
Processed grains	449166	3727	241688	1978
Processed vegetables	476124	3940	420811	3441
Sugar, sweeteners	25890836	214012	18340688	149873
Tapioca	1058646	8764	1057701	8647
Tobaco products	609486	5032	262972	2149
Vinegar	20611	171	33325	273
E. Live animals	**3605148**	**29816**	**3870164**	**31640**
Birds	**7957**	66	7485	61
Buffalo	12889	105		
Cattle	104887	857	24870	204
Horses			35732	291
Insects	724	6	6907	56
Mammals	471	4	6515	53
Poultry (<185 g)	3360765	27786	3788654	30973
Swine	117455	993		
F. Fish	**6294128**	**52066**	**6320757**	**51684**
Aquatic invertebrates other than crustaceans and molluscs	343	3	133	1
Crustaceans	36691	303	56249	459
Fish dried	1803264	14939	1468147	12007
Fish fillets and fish meat	103264	857	210369	1721
Fish, fresh or chilled	689437	5719	712074	5824
Fish, frozen	3616625	29879	3816490	31205
Live fish	28390	233	26605	217
Molluscs	16113	133	30689	251

Import payments of agricultural, horticulture products, agri-machineries and fertilizers

Table-3.4 (Contd.)

Commodities	2024 - 2025		2025 - 2026	
	Amount (BDT)	Amount (USD)	Amount (BDT)	Amount (USD)
G. Rubber Raw	**499491**	**4136**	**1444424**	**11815**
Rubber raw	499491	4136	1444424	11815
H. Agricultural Machinery	**42658837**	**353216**	**41622886**	**340358**
Agricultural tractors	7805747	64706	7754313	63421
Agricultural water pump and parts	16368307	135428	14890207	121716
Balers	5772	48	37	0
Combine harvesters-threshers	1071407	8895	615951	5028
Harrows, scarifiers, cultivators, weeders and hoes, other machinery & parts	5059294	41995	5124223	41905
Manure spreaders and fertiliser distributors	80	1	547	4
Milking machines & dairy machinery & parts	839308	6945	421261	3449
Other agricultural, hoticultural, etc & poultry etc equip, inc incubators, pts	7876794	65091	8734042	71474
Other harvesting or threshing machinery, cleaningeggs etc nesoi and parts	1766973	14634	1766433	14437
Ploughs	32187	267	17258	141
Presses, crushers and similar machinery used etc for wine, cider, fruit juice etc pts	9328	77	7520	61
Rice huller and wheat crusher, other machineries and parts	1808654	15008	2275135	18590
Root or tuber harvesting machines	531	4		
Threshing machines (Staking, forage harv.)	14456	118	15959	130
I. Fertilizer	**162239380**	**1343725**	**196642077**	**1609267**
Ammonium sulphate and nitrate	255073	2112	425351	3477
Animal or vegetable fertilizer	67113	557	74960	613
Murate of Potash (MOP), Nitrogen, phosphorus and Potassium (NPK)	111148938	919914	151520846	1240435
Urea	48586206	403059	41462252	338914
Zinc	2182050	18084	3158667	25829
J. Poultry/Dairy/Fish feed	**17098330**	**141436**	**23429907**	**191545**
Fish Feed	609365	5039	691259	5652
Poultry or Dairy Food	9128521	75507	12920104	105610
Poultry/Dairy/Fish feed	7360444	60890	9818544	80282
K. Others	**5958019736**	**49299976**	**6123353422**	**50060252**
Others	5958019736	49299976	6123353422	50060252

Table-3.4 concluded

Note: Goods import payments for govt. project and import payments of Rooppur nuclear power plant project are included from FY 2024-25 (Source: CCI&E and Rooppur nuclear power plant project).

Table 3.5 Total import payments by countries/territories (2010-11 to 2025-2026)

In lac BDT

Country	2010-11					2011-12				
	Cash	Loans and grants	IDB & SCB loan (Short term)	Other un-classified imports	Total	Cash	Loans and grants	IDB & SCB loan (Short term)	Other un-classified imports	Total
Afghanistan	9008	-	-	-	9008	17596	-	-	-	17596
Argentina	146519	-	-	-	146519	295410	-	-	-	295410
Armenia	3035	-	-	-	3035	0	-	-	-	0
Australia	519039	-	-	270	519309	497477	-	-	308	497785
Austria	41985	-	-	-	41985	45815	-	-	-	45815
Bahrain	949	-	-	-	949	2035	-	-	-	2035
Belgium	74954	-	-	-	74954	113418	-	-	-	113418
Belorussia	66294	-	-	-	66294	76431	-	-	-	76431
Benin	2345	-	-	-	2345	460	-	-	-	460
Bhutan	13255	-	-	-	13255	16470	-	-	-	16470
Brazil	484817	-	-	-	484817	946065	-	-	-	946065
Brunei	4301	-	-	-	4301	196	-	-	-	196
Bulgaria	12097	-	-	-	12097	10759	-	-	-	10759
Burkina Faso	10973	-	-	-	10973	5636	-	-	-	5636
Cameroon	8781	-	-	-	8781	14202	-	-	-	14202
Canada	409630	-	-	63	409693	351892	-	-	32	351924
Chad	5557	-	-	-	5557	9648	-	-	-	9648
China People's Republic of	4207963	6949	-	1736	4216648	5053815	33028	-	1827	5088670
Croatia	10492	-	-	-	10492	589	-	-	-	589
Cyprus	786	-	-	-	786	1434	-	-	-	1434
Czech Republic of	14894	-	-	-	-	12388	-	-	-	12388
Denmark	37029	-	-	-	37029	58662	-		-	58662
Dominican Republic	3338	-	-	-	3338	1225	-	-	-	1225
Egypt	32695	-	-	-	32695	213801	-	130053	-	343854
Finland	98724	-	-	-	98724	92178	-	-	-	92178
France	72453	-	-		72453	87158	-	-	-	87158
Germany	493295	160	-		493455	405901	17040	-	-	422941
Greece	4186	-	-	-	4186	11813	-	-	-	11813
Guatemala	7219	-	-	-	7219	9510	-	-	-	9510
Hongkong	539849	9581	-	1695	551125	460596	93492	-	2821	556909
Hungary	4263	-	-	-	4263	6987	-	-	-	6987
Iceland	3536	-	-	-	3536	2259	-	-	-	2259
India	3248324	6333	-	38	3254695	3756412	5319	-	2554	3764285
Indonesia	599956	-	-	-	599956	971465	-	-	-	971465
Iran, Islamic Republic of	44964	-	-	-	44964	9951	-	-	-	9951
Iraq	3265	-	-	-	3265	4289	-	-	-	4289
Ireland	7173	-	-	-	7173	7818	-	-	-	7818
Italy	227500	-	-	565	228065	254692	379	-	-	255071
Ivory Coast	3600	-	-	-	3600	2434	-	-	-	2434
Japan	933232	106	-	1260	934598	1152410	179	-	-	1152589
Jordan	13679	-	-	-	13679	1426	-	-	-	1426
Kazakhstan	8798	-	-	-	8798	4853	-	-	-	4853
Kenya	3853	-	-	-	3853	3574	-	-	-	3574
Korea, Republic of	799511	-	-	3737	803248	1229671	-	-	26	1229697
Kuwait	560648	-	313762	-	874410	723571	-	303245	-	1026816
Laos P.D.R.	2164	-	-	-	2164	1115	-	-	-	1115
Latvia	2543	-	-	-	2543	5	-	-	-	5
Lebanon	27389	-	-	-	27389	72524	-	-	-	72524
Luxembourg	632	-	-	-	632	3227	-	-	-	3227
Macao	8036	-	-	-	8036	7758	-	-	-	7758
Madagascar	206	-	-	-	206	237	-	-	-	237

Table 3.5 Total import payments by countries/territories (2010-11 to 2025-2026)

In lac BDT

Country	2010-11					2011-12				
	Cash	Loans and grants	IDB & SCB loan (Short term)	Other un-classified imports	Total	Cash	Loans and grants	IDB & SCB loan (Short term)	Other un-classified imports	Total
Malawi	994	-	-	-	994	3710	-	-	-	3710
Malaysia	1242757	-	13887	528	1257172	1088243	-	18643	-	1106886
Maldives	1039	-	-	-	1039	874	-	-	-	874
Mali	18654	-	-	-	18654	13916	-	-	-	13916
Malta	977	-	-	-	977	716	-	-	-	716
Mexico	4541	-	-	-	4541	3813	-	-	-	3813
Moldovia	1598	-	-	-	1598	74	-	-	-	74
Morocco	64638	-	-	-	64638	180147	-	-	-	180147
Mozambique	4539	-	-	-	4539	795	-	-	-	795
Myanmar	128470	-	-	-	128470	51615	-	-	-	51615
Nepal	34558	-	-	-	34558	20628	-	-	-	20628
Netherlands	103342	-	-	10	103352	109791	-	-	3	109794
New Zealand	45863	-	-	-	45863	74670	-	-	-	74670
Nigeria	15628	-	-	-	15628	10354	-	-	-	10354
Norway	16774	-	-	-	16774	10297	-	-	52	10349
Oman	14028	-	-	-	14028	23896	-	-	-	23896
Pakistan	478353		-	11	478364	407289		-	55	407344
Panama	7342	-	-	-	7342	8742	-	-	-	8742
Papua New Guinea	0	-	-	-	0	38	-	-	-	38
Paraguay	15949	-	-	-	15949	32239	-	-	-	32239
Peru	1092	-	-	-	1092	4111	-	-	-	4111
Philippines	39005	-	-	-	39005	32773	-	-	-	32773
Poland	35998	-	-	-	35998	31680	-	-	-	31680
Portugal	3513	-	-	-	3513	14045	-	-	-	14045
Qatar	118787	-	-	-	118787	103655	-	-	-	103655
Romania	47760	-	-	-	47760	32251	-	-	-	32251
Russia	109106	-	-	-	109106	265372	-	-	-	265372
Saudi Arabia	230050	-	263673	-	493723	293549	-	344374	-	637923
Servia Montinigro	2125	-	-	-	2125	8164	-	-	-	8164
Singapore	858612	8716	52961	969	921258	1166723	21149	164169	262	1352303
Slovak, Republic of	4504	-	-	-	4504	900	-	-	-	900
South Africa	26997	-	-	-	26997	28855	-	-	-	28855
Spain	41146	-	-	-	41146	95122	-	-	-	95122
Sri-Lanka	19664	-	-	-	19664	25783	-	-	-	25783
Sudan	5107	-	-	-	5107	1523	-	-	-	1523
Swaziland	3626	-	-	-	3626	7	-	-	-	7
Sweden	45043	-	-	-	45043	58275	13	-	-	58288
Switzerland	212324	-	-	193	212517	159901	-	-	-	159901
Syrian, Arab Republic of	17969	-	-	-	17969	1541	-	-	-	1541
Taiwan	523252	-	-	117	523369	606249	-	24555	6	630810
Tanzania	1778	-	-	-	1778	1510	-	-	-	1510
Tazikistan	27389	-	-	-	27389	32679	-	-	-	32679
Thailand	735324	331	-	73	735728	688510	689	-	-	689199
Tunisia	96064	-	-	-	96064	59584	-	-	-	59584
Turkey	96979	-	-	69	97048	81293	-	-	-	81293
Turkmenistan	130842	-	-	-	130842	93064	-	-	-	93064
U.A.E	225793	-	320875	2281	548949	233615	42	410034	17	643708
U.K.	237224	33	-	-	237257	232312	-	-	-	232312
U.S.A	484004	-	-	31	484035	557701	-	-	-	557701
Uganda	8121	-	-	-	8121	17633	-	-	-	17633
Ukraine	72082	-	-	-	72082	56624	-	-	-	56624

Table 3.5 Total import payments by countries/territories (2010-11 to 2025-2026)

In lac BDT

Country	2010-11					2011-12				
	Cash	Loans and grants	IDB & SCB loan (Short term)	Other un-classified imports	Total	Cash	Loans and grants	IDB & SCB loan (Short term)	Other un-classified imports	Total
Uruguay	12270	-	-	-	12270	325	-	-	-	325
Uzbekistan	441734	-	-	-	441734	314682	-	-	-	314682
Vietnam	328467		-	-	328467	237537		-	-	237537
Yemen, Arab Republic of	242	-	-	-	242	1879	-	-	-	1879
Zambia	19726	-	-	-	19726	12895	-	-	-	12895
Zimbabwe	30855	-	-	-	30855	29218	-	-	-	29218
Other countries	50639	0	0	79499	145032	113873	0	0	78257	192130
Special category**	-	-	-	-	-	-	-	-	-	-
Sub total	**21384991**	**32209**	**965158**	**93145**	**22475503**	**24766518**	**171330**	**1395073**	**86220**	**26419141**
Import of EPZ	**1527310**				**1527310**	**1677430**				**1677430**
Grand total	**22912301**	**32209**	**965158**	**93145**	**24002813**	**26443948**	**171330**	**1395073**	**86220**	**28096571**

Total import payments by countries/territories (2010-11 to 2025-2026) Table 3.5 (Contd.)

In lac BDT

Country	2012-13					2013-14				
	Cash	Loans and grants	IDB & SCB loan (Short term)	Other un-classified imports	Total	Cash	Loans and grants	IDB & SCB loan (Short term)	Other un-classified imports	Total
Afghanistan	1871	-	-	-	1871	1502	-	-	-	1502
Argentina	197106	-	-	-	197106	384337	-	-	-	384337
Armenia	0	-	-	-	0	0	-	-	-	0
Australia	375802	-	-	-	375802	471009	-	-	101	471110
Austria	29093	-	-	-	29093	34614	-	-	-	34614
Bahrain	17960	-	-	-	17960	24292	-	-	-	24292
Belgium	70386	-	-	-	70386	109766	-	-	-	109766
Belorussia	87355	-	-	-	87355	70410	-	-	-	70410
Benin	5880	-	-	-	5880	12243	-	-	-	12243
Bhutan	19699	-	-	-	19699	17492	-	-	-	17492
Brazil	639859	-	-	-	639859	775671	-	-	-	775671
Brunei	9	-	-	-	9	278	-	-	-	278
Bulgaria	28563	-	-	-	28563	14343	-	-	-	14343
Burkina Faso	6423	-	-	-	6423	35342	-	-	-	35342
Cameroon	8311	-	-	-	8311	12325	-	-	-	12325
Canada	490109	-	-	67	490176	455061	-	-	69	455130
Chad	9357	-	-	-	9357	21550	-	-	-	21550
China People's Republic of	5041350	9956	-	3193	5054499	5860850	3187	-	4017	5868054
Croatia	7984	-	-	-	7984	5291	-	-	-	5291
Cyprus	3944	-	-	-	3944	4321	-	-	-	4321
Czech Republic of	10130	-	-	-	10130	9913	-	-	-	9913
Denmark	49456	-		-	49456	67390	-	-	-	67390
Dominican Republic	961	-	-	-	961	4618	-	-	-	4618
Egypt	126879	-	59661	-	186540	29310	-	-	-	29310
Finland	61424	-	-	-	61424	93806	-	-	-	93806
France	106836	-	-	-	106836	120582	-	-	-	120582
Germany	422229	3678	-	177	426084	453029	8272	-	146	461447
Greece	6482	-	-	-	6482	13381	-	-	-	13381
Guatemala	34838	-	-	-	34838	15156	-	-	-	15156
Hongkong	484749	-	-	3713	488462	590043	-	-	2187	592230
Hungary	4264	-	-	-	4264	3680	-	-	-	3680
Iceland	354	-	-	-	354	4684	-	-	-	4684
India	3786802	27935	-	1248	3815985	4690798	435	-	23	4691256
Indonesia	842184	-	-	356	842540	858197	-	-	-	858197
Iran, Islamic Republic of	5746	-	-	-	5746	6083	-	-	-	6083
Iraq	2121	-	-	-	2121	15873	-	-	-	15873
Ireland	17445	-	-	-	17445	15358	-	-	-	15358
Italy	199613	-	-	-	199613	223542	-	-	26	223568
Ivory Coast	3621	-	-	-	3621	21698	-	-	-	21698
Japan	943887	-	-	15	943902	997767	5392	-	540	1003699
Jordan	16633	-	-	-	16633	3647	-	-	-	3647
Kazakhstan	11671	-	-	-	11671	20442	-	-	-	20442
Kenya	3669	-	-	-	3669	3050		-	-	3050
Korea, Republic of	1036281	-	-	350	1036631	931822	-	-	204	932026
Kuwait	434675	-	341981	-	776656	710771		102460	-	813231
Laos P.D.R.	2210	-	-	-	2210	2845	-	-	-	2845
Latvia	261	-	-	-	261	1664	-	-	-	1664
Lebanon	12955	-	-	-	12955	19581		-	-	19581
Luxembourg	99	-	-	-	99	4513	-	-	-	4513
Macao	4985	-	-	-	4985	9658	-	-	-	9658
Madagascar	197	-	-	-	197	1734		-	-	1734

Total import payments by countries/territories (2010-11 to 2025-2026) Table 3.5 (Contd.)

In lac BDT

Country	2012-13					2013-14				
	Cash	Loans and grants	IDB & SCB loan (Short term)	Other un-classified imports	Total	Cash	Loans and grants	IDB & SCB loan (Short term)	Other un-classified imports	Total
Malawi	8392	-	-	-	8392	2792	-	-	-	2792
Malaysia	1196302	-	325459	2268	1524029	1586809	1910	31087	-	1619806
Maldives	524	-	-	-	524	351	-	-	-	351
Mali	24819	-	-	-	24819	36155	-	-	-	36155
Malta	1332	-	-	-	1332	6000	-	-	-	6000
Mexico	4137	-	-	-	4137	4634	-	-	-	4634
Moldovia	426	-	-	-	426	10	-	-	-	10
Morocco	118522	-	-	-	118522	94934	-	-	-	94934
Mozambique	5136	-	-	-	5136	5122	-	-	-	5122
Myanmar	67102	-	-	-	67102	71632	-	-	-	71632
Nepal	28781	-	-	-	28781	16729	-	-	-	16729
Netherlands	109437	-	-	-	109437	146723	-	-	-	146723
New Zealand	75752	-	-	-	75752	74908	-	-	-	74908
Nigeria	5417	-	-	-	5417	3803	-	-	-	3803
Norway	33198	-	-	-	33198	66848	-	-	-	66848
Oman	24767	-	-	-	24767	37819	-	-	-	37819
Pakistan	391372		-	147	391519	411849	-	-	-	411849
Panama	644	-	-	-	644	4424	-	-	-	4424
Papua New Guinea	39	-	-	-	39	980	-	-	-	980
Paraguay	33591	-	-	-	33591	86994	-	-	-	86994
Peru	1705	-	-	-	1705	4555	-	-	-	4555
Philippines	16258	-	-	-	16258	60726	-	-	-	60726
Poland	42376	-	-	-	42376	44114	-	-	-	44114
Portugal	10356	-	-	-	10356	4918	-	-	-	4918
Qatar	123200	-	-	-	123200	159900	-	-	-	159900
Romania	4084	-	-	-	4084	11797	-	-	-	11797
Russia	269266	-	-	-	269266	222607	-	-	-	222607
Saudi Arabia	290734	-	400284	-	691018	323732	-	304052	-	627784
Servia Montinigro	324	-	-	-	324	24963	-	-	-	24963
Singapore	859957	1661	274476	104	1136198	1779446	265	91082	178	1870971
Slovak, Republic of	289	-	-	-	289	3783	-	-	-	3783
South Africa	32874	-	-	-	32874	42449	-	-	-	42449
Spain	96703	-	-	-	96703	75872	-	-	-	75872
Sri-Lanka	31821	-	-	-	31821	51803	-	-	-	51803
Sudan	3703	-	-	-	3703	3183	-	-	-	3183
Swaziland	263	-	-	-	263	29	-	-	-	29
Sweden	48843	10	-	-	48853	53950	-	-	-	53950
Switzerland	147883	-	-	-	147883	181643	-	-	114	181757
Syrian, Arab Republic of	908	-	-	-	908	0	-	-	-	0
Taiwan	587132	-	-	27	587159	714460	483	-	24	714967
Tanzania	9051	-	-	-	9051	6271	-	-	-	6271
Tazikistan	68324	-	-	-	68324	39673	-	-	-	39673
Thailand	551376	-	-	603	551979	576207	-	-	-	576207
Tunisia	91123	-	-	-	91123	86116	-	-	-	86116
Turkey	178550	-	-	-	178550	142483	-	-	-	142483
Turkmenistan	130315	-	-	-	130315	158641	-	-	-	158641
U.A.E	167164	-	450053	-	617217	338924	-	385461	-	724385
U.K.	208293	56	-	421	208770	314301	-	-	-	314301
U.S.A	429300	-	-	185	429485	649875	-	-	31	649906
Uganda	9351	-	-	-	9351	4731	-	-	-	4731
Ukraine	83502	-	-	-	83502	155730	-	-	-	155730

Total import payments by countries/territories (2010-11 to 2025-2026) Table 3.5 (Contd.)

In lac BDT

Country	2012-13					2013-14				
	Cash	Loans and grants	IDB & SCB loan (Short term)	Other un-classified imports	Total	Cash	Loans and grants	IDB & SCB loan (Short term)	Other un-classified imports	Total
Uruguay	57040	-	-	-	57040	41161	-	-	-	41161
Uzbekistan	436250	-	-	-	436250	453016	-	-	-	453016
Vietnam	278542		-	-	278542	452512	-	-	-	452512
Yemen, Arab Republic of	1176	-	-	-	1176	7835	-	-	-	7835
Zambia	24714	-	-	-	24714	43782	-	-	-	43782
Zimbabwe	42911	-	-	-	42911	40860	-	-	-	40860
Other countries	80420	0	0	106696	187116	131715	0	0	80780	212495
Special category**	-	-	-	-	- -		-	-	-	-
Sub total	**23220489**	**43296**	**1851914**	**119570**	**25235269**	**28322611**	**19944**	**914142**	**88440**	**29345137**
Import of EPZ	**1997510**				**1997510**	**2312080**				**2312080**
Grand total	**25217999**	**43296**	**1851914**	**119570**	**27232779**	**30634691**	**19944**	**914142**	**88440**	**31657217**

Total import payments by countries/territories (2010-11 to 2025-2026) Table 3.5 (Contd.)

In lac BDT

Country	2014-15					2015-16				
	Cash	Loans and grants	IDB & SCB loan (Short term)	Other un-classified imports	Total	Cash	Loans and grants	IDB & SCB loan (Short term)	Other un-classified imports	Total
Afghanistan	835	-	-	-	835	4860	-	-	-	4860
Argentina	328397	-	-	-	328397	271459	-	-	-	271459
Armenia	-	-	-	-	-	-	-	-	-	0
Australia	397250	-	-	-	397250	443477	-	-	-	443477
Austria	37469	-	-	-	37469	63594	-	-	-	63594
Bahrain	75712	-	-	-	75712	22175	-	-	-	22175
Belgium	118215	-	-	-	118215	105105	-	-	-	105105
Belorussia	53315	-	-	-	53315	78159	-	-	-	78159
Benin	35386	-	-	-	35386	55035	-	-	-	55035
Bhutan	22308	-	-	-	22308	16904	-	-	-	16904
Brazil	721102	-	-	-	721102	745730	-	-	-	745730
Brunei	14522	-	-	-	14522	2414	-	-	-	2414
Bulgaria	17674	-	-	-	17674	18448	-	-	-	18448
Burkina Faso	56764	-	-	-	56764	46173	-	-	-	46173
Cameroon	33772	-	-	-	33772	51880	-	-	-	51880
Canada	593852	-	-	-	593852	569125	-	-	-	569125
Chad	15899	-	-	-	15899	31708	-	-	-	31708
China People's Republic of	6348915	39791	-	5854	6394560	7556306	7584	-	5215	7569105
Croatia	13667	-	-	-	13667	8632	-	-	-	8632
Cyprus	747	-	-	-	747	1213	-	-	-	1213
Czech Republic of	28085	-	-	-	28085	22638	-	-	-	22638
Denmark	67292	-	-	-	67292	55852	-	-	-	55852
Dominican Republic	4446	-	-	-	4446	3080	-	-	-	3080
Egypt	29299	-	-	-	29299	34920	-	-	-	34920
Finland	69219	-	-	-	69219	66073	-	-	-	66073
France	142855	-	-	-	142855	159113	-	-	-	159113
Germany	458610	-	-	196	458806	585155	39417	-	44	624616
Greece	18538	-	-	-	18538	9943	-	-	-	9943
Guatemala	11590	-	-	-	11590	16314	-	-	-	16314
Hongkong	660295	-	-	1743	662038	629467	-	-	858	630325
Hungary	5867	-	-	-	5867	7494	-	-	-	7494
Iceland	225	-	-	-	225	238	-	-	-	238
India	4501776	2213	22563	130	4526682	4225257	43217	-	7	4268481
Indonesia	1085357	-	-	-	1085357	966599	144	-	-	966743
Iran, Islamic Republic of	165	-	-	-	165	4594	-	-	-	4594
Iraq	1704	-	-	-	1704	8766	-	-	-	8766
Ireland	13932	-	-	-	13932	14082	-	-	-	14082
Italy	284209	-	-	-	284209	366667	-	-	17	366684
Ivory Coast	42521	-	-	-	42521	24497	-	-	-	24497
Japan	1182736	732	-	318	1183786	1286974	-	-	-	1286974
Jordan	7407	-	-	-	7407	27903	-	-	-	27903
Kazakhstan	2061	-	-	-	2061	2419	-	-	-	2419
Kenya	2593	-	-	-	2593	2450	-	-	-	2450
Korea, Republic of	947698	784	-	1294	949776	893876	2414	-	73	896363
Kuwait	544235	-	123444	-	667679	273449	-	181884	-	455333
Laos P.D.R.	409	-	-	-	409	470	-	-	-	470
Latvia	802	-	-	-	802	1020	-	-	-	1020
Lebanon	23047	-	-	-	23047	27969	-	-	-	27969
Luxembourg	3622	-	-	-	3622	2268	-	-	-	2268
Macao	15322	-	-	-	15322	28685	-	-	-	28685
Madagascar	1544	-	-	-	1544	2327	-	-	-	2327

Total import payments by countries/territories (2010-11 to 2025-2026) Table 3.5 (Contd.)

In lac BDT

Country	2014-15					2015-16				
	Cash	Loans and grants	IDB & SCB loan (Short term)	Other un-classified imports	Total	Cash	Loans and grants	IDB & SCB loan (Short term)	Other un-classified imports	Total
Malawi	5140	-	-	-	5140	10444	-	-	-	10444
Malaysia	1009239	-	-	59	1009298	740100	-	8625	59	748784
Maldives	900	-	-	-	900	267	-	-	-	267
Mali	54068	-	-	-	54068	83167	-	-	-	83167
Malta	4196	-	-	-	4196	6506	-	-	-	6506
Mexico	5546	-	-	-	5546	4892	-	-	-	4892
Moldovia	213	-	-	-	213	362	-	-	-	362
Morocco	140240	-	-	-	140240	104090	-	-	-	104090
Mozambique	5793	-	-	-	5793	2161	-	-	-	2161
Myanmar	24454	-	-	-	24454	30339	-	-	-	30339
Nepal	9351	-	-	-	9351	7380	-	-	-	7380
Netherlands	109901	-	-	-	109901	101665	-	-	-	101665
New Zealand	136852	-	-	-	136852	117797	-	-	-	117797
Nigeria	3069	-	-	-	3069	2590	-	-	-	2590
Norway	15247	-	-	-	15247	23629	-	-	-	23629
Oman	36963	-	-	-	36963	55702	-	-	-	55702
Pakistan	374228	-	-	-	374228	397213	-	-	-	397213
Panama	5792	-	-	-	5792	1832	-	-	-	1832
Papua New Guinea	1713	-	-	-	1713	3619	-	-	-	3619
Paraguay	47314	-	-	-	47314	64142	-	-	-	64142
Peru	5186	-	-	-	5186	3293	-	-	-	3293
Philippines	96817	-	-	-	96817	23341	-	-	-	23341
Poland	30666	-	-	-	30666	17323	-	-	-	17323
Portugal	6300	-	-	-	6300	1491	-	-	-	1491
Qatar	227022	-	-	-	227022	109263	-	-	-	109263
Romania	9922	-	-	-	9922	26437	-	-	-	26437
Russia	175374	-	-	-	175374	219472	-	-	-	219472
Saudi Arabia	332525	-	311399	-	643924	305896	-	156365	-	462261
Servia Montinigro	-	-	-	-	-	16843	-	-	-	16843
Singapore	1662482	-	44571	-	1707053	1401664	-	104880	38	1506582
Slovak, Republic of	6891	-	-	-	6891	672	-	-	-	672
South Africa	71072	-	-	-	71072	78080	-	-	-	78080
Spain	101627	-	-	-	101627	80959	-	-	9	80968
Sri-Lanka	33819	-	-	-	33819	35233	-	-	-	35233
Sudan	377	-	-	-	377	264	-	-	-	264
Swaziland	-	-	-	-	0	-	-	-	-	0
Sweden	87492	-	-	-	87492	58913	-	-	-	58913
Switzerland	170399	-	-	-	170399	236938	1883	-	-	238821
Syrian, Arab Republic of	716	-	-	-	716	143	-	-	-	143
Taiwan	635231	-	-	-	635231	603618	-	-	34	603652
Tanzania	9674	-	-	-	9674	6236	-	-	-	6236
Tazikistan	38213	-	-	-	38213	19967	-	-	-	19967
Thailand	532234	220	-	-	532454	523695	-	-	182	523877
Tunisia	142561	-	-	-	142561	97367	-	-	-	97367
Turkey	123745	-	-	-	123745	137129	-	-	-	137129
Turkmenistan	213516	-	-	-	213516	129935	-	-	-	129935
U.A.E	364121	-	286593	270	650984	354165	-	103085	-	457250
U.K.	256781	-	-	88	256869	216524	-	-	-	216524
U.S.A	536237	-	-	129	536366	784674	3461	-	19	788154
Uganda	1836	-	-	-	1836	4890	-	-	-	4890
Ukraine	146803	-	-	-	146803	212514	-	-	-	212514

Total import payments by countries/territories (2010-11 to 2025-2026) Table 3.5 (Contd.)

In lac BDT

Country	2014-15					2015-16				
	Cash	Loans and grants	IDB & SCB loan (Short term)	Other un-classified imports	Total	Cash	Loans and grants	IDB & SCB loan (Short term)	Other un-classified imports	Total
Uruguay	40489	-	-	-	40489	35523	-	-	-	35523
Uzbekistan	482056	-	-	-	482056	371666	-	-	-	371666
Vietnam	465705	-	-	69	465774	303437	-	-	-	303437
Yemen, Arab Republic of	1537	-	-	-	1537	1060	-	-	-	1060
Zambia	23340	-	-	-	23340	16823	-	-	-	16823
Zimbabwe	17490	-	-	-	17490	17533	-	-	-	17533
Other countries	151449	0	0	93520	244969	107418	0	0	125805	233223
Special category**	-	-	-	-	-	-	-	-	-	-
Sub total	**28235186**	**43740**	**788570**	**103670**	**29171166**	**28161252**	**98120**	**554839**	**132360**	**28946571**
Import of EPZ	**2347300**				**2347300**	**2441330**				**2441330**
Grand total	**30582486**	**43740**	**788570**	**103670**	**31518466**	**30602582**	**98120**	**554839**	**132360**	**31387901**

Total import payments by countries/territories (2010-11 to 2025-2026) Table 3.5 (Contd.)

In lac BDT

Country	2016-17					2017-18				
	Cash	Loans and grants	IDB & SCB loan (Short term)	Other un-classified imports	Total	Cash	Loans and grants	IDB & SCB loan (Short term)	Other un-classified imports	Total
Afghanistan	7912				7912	7393				7393
Argentina	355445				355445	510619				510619
Armenia					0					0
Australia	549184				549184	697537				697537
Austria	72941				72941	71653				71653
Bahrain	34151	1212			35363	15882	2597			18479
Belgium	154249			16	154265	156981				156981
Belorussia	57466				57466	68971				68971
Benin	37023				37023	167161				167161
Bhutan	26221				26221	26584				26584
Brazil	933167				933167	1179700				1179700
Brunei	92				92	421				421
Bulgaria	22609				22609	28852				28852
Burkina Faso	77271				77271	160023				160023
Cameroon	56939				56939	89135				89135
Canada	484956				484956	423404				423404
Chad	31809				31809	41304				41304
China People's Republic of	7952679	72212	19907	20138	8064936	9539779	71919		11031	9622729
Croatia	7630				7630	13612				13612
Cyprus	994				994	3090				3090
Czech Republic of	21458				21458	28121				28121
Denmark	60476				60476	81717				81717
Dominican Republic	2068				2068	2789				2789
Egypt	36133				36133	48719				48719
Finland	39909				39909	139972				139972
France	132214				132214	163203				163203
Germany	641931	24418		8	666357	794722	17254		331	812307
Greece	20635				20635	37559				37559
Guatemala	13959				13959	16961				16961
Hongkong	718651			3748	722399	571402			3050	574452
Hungary	4876				4876	11761				11761
Iceland	585				585	340				340
India	4816253	39757	10210		4866220	6980672	109468		58	7090198
Indonesia	910767			40	910807	1459340				1459340
Iran, Islamic Republic of	116				116	177				177
Iraq	3678				3678	11552				11552
Ireland	18148				18148	23136				23136
Italy	381623	715			382338	586692	2736		294	589722
Ivory Coast	35245				35245	46302				46302
Japan	1372677			7	1372684	1536828	1077		386	1538291
Jordan	7076				7076	8375				8375
Kazakhstan	21250				21250	17149				17149
Kenya	1634				1634	2162				2162
Korea, Republic of	1004003	4614		2071	1010688	1036032	10476			1046508
Kuwait	448181				448181	641895		12422		654317
Laos P.D.R.	103				103	1096				1096
Latvia	6255				6255	1387				1387
Lebanon	6412				6412	11029				11029
Luxembourg	1107				1107	3635				3635
Macao	26789				26789	12105				12105
Madagascar	462				462	925				925

Total import payments by countries/territories (2010-11 to 2025-2026) Table 3.5 (Contd.)

In lac BDT

Country	2016-17					2017-18				
	Cash	Loans and grants	IDB & SCB loan (Short term)	Other un-classified imports	Total	Cash	Loans and grants	IDB & SCB loan (Short term)	Other un-classified imports	Total
Malawi	5457				5457	3475				3475
Malaysia	835611			107	835718	1158444			250	1158694
Maldives	7285				7285	15133				15133
Mali	133582				133582	182643				182643
Malta	4112				4112	5325				5325
Mexico	8325				8325	10615				10615
Moldovia	806				806	942				942
Morocco	94577				94577	77793				77793
Mozambique	7559				7559	12743				12743
Myanmar	38488				38488	155086				155086
Nepal	7697				7697	8277				8277
Netherlands	132935				132935	188779	562			189341
New Zealand	127859				127859	153430				153430
Nigeria	3489				3489	7563				7563
Norway	12771				12771	63343				63343
Oman	83463				83463	92564				92564
Pakistan	369432			240	369672	448528				448528
Panama	1301				1301	14489				14489
Papua New Guinea	3397				3397	6139				6139
Paraguay	84906				84906	66678				66678
Peru	2120				2120	2937				2937
Philippines	8347				8347	15004				15004
Poland	69095				69095	44052				44052
Portugal	3543				3543	6412				6412
Qatar	120978				120978	169135				169135
Romania	7205				7205	20776				20776
Russia	367546				367546	516815				516815
Saudi Arabia	333179		207258		540437	476814		187783		664597
Servia Montinigro	5602				5602	4266				4266
Singapore	1908552		28353	584	1937489	2188451		24866	845	2214162
Slovak, Republic of	697				697	2721				2721
South Africa	116047				116047	149013				149013
Spain	95405	1478			96883	159858	200			160058
Sri-Lanka	39533				39533	39197				39197
Sudan	2190				2190	912				912
Swaziland					0					0
Sweden	38203				38203	55558				55558
Switzerland	297894			4	297898	266541	341			266882
Syrian, Arab Republic of	79				79	25				25
Taiwan	614729			114	614843	661227			7	661234
Tanzania	4448				4448	20834				20834
Tazikistan	29179				29179	40160				40160
Thailand	618735			30	618765	981168	348		36	981552
Tunisia	75007				75007	73647				73647
Turkey	167068				167068	221849			569	222418
Turkmenistan	121381				121381	99088				99088
U.A.E	402204		211262	67	613533	474598		263917	71	738586
U.K.	264621			87	264708	319398				319398
U.S.A	894600	2023			896623	1392599	8423			1401022
Uganda	6541				6541	14201				14201
Ukraine	315197				315197	260621				260621

Total import payments by countries/territories (2010-11 to 2025-2026) Table 3.5 (Contd.)

In lac BDT

Country	2016-17					2017-18				
	Cash	Loans and grants	IDB & SCB loan (Short term)	Other un-classified imports	Total	Cash	Loans and grants	IDB & SCB loan (Short term)	Other un-classified imports	Total
Uruguay	22904				22904	10859				10859
Uzbekistan	332465				332465	159290				159290
Vietnam	330361				330361	564145				564145
Yemen, Arab Republic of	509				509	630				630
Zambia	11577				11577	32895				32895
Zimbabwe	8796				8796	5632				5632
Other countries	54670	0	0	85658	140328	130148	0	0	117272	247420
Special category**	-	-	-	-	-	-	-	-	-	-
Sub total	**31271671**	**146429**	**476990**	**112919**	**32008009**	**39733321**	**225401**	**488988**	**134200**	**40581910**
Import of EPZ	**2449700**				**2449700**	**2922240**				**2922240**
Grand total	**33721371**	**146429**	**476990**	**112919**	**34457709**	**42655561**	**225401**	**488988**	**134200**	**43504150**

Total import payments by countries/territories (2010-11 to 2025-2026) Table 3.5 (Contd.)

In lac BDT

Country	2018-19					2019-2020				
	Cash	Loans and grants	IDB & SCB loan (Short term)	Other un-classified imports	Total	Cash	Loans and grants	IDB & SCB loan (Short term)	Other un-classified imports	Total
Afghanistan	6856				6856	7866				7866
Argentina	478957				478957	516455				516455
Armenia					0					0
Australia	501377				501377	550659				550659
Austria	76301	1985		3	78289	61581	132			61713
Bahrain	11722				11722	20217				20217
Belgium	189750	1407		2405	193562	156285			14	156299
Belorussia	63679				63679	124995				124995
Benin	237155				237155	240260				240260
Bhutan	41954				41954	34660				34660
Brazil	1178772				1178772	1211802				1211802
Brunei	267				267	5560				5560
Bulgaria	24612				24612	22692				22692
Burkina Faso	140847				140847	123038				123038
Cameroon	127998				127998	116487				116487
Canada	495652			3	495655	799925			2	799927
Chad	31770				31770	12033				12033
China People's Republic of	11386785	72567		9533	11468885	9648669	91231		7164	9747064
Croatia	11929				11929	12006				12006
Cyprus	1528				1528	377				377
Czech Republic of	36925				36925	31934				31934
Denmark	88780				88780	61182			8	61190
Dominican Republic	824				824	1033				1033
Egypt	57332	32			57364	52116				52116
Finland	171919	8			171927	111807				111807
France	272832				272832	176824				176824
Germany	905438	14803		1809	922050	718241	10858		34	729133
Greece	43550				43550	47395				47395
Guatemala	22082				22082	13019				13019
Hongkong	400538			4661	405199	237132			1920	239052
Hungary	10262				10262	11744				11744
Iceland	544				544	329				329
India	6375205	50162		35	6425402	4898954	12620		207	4911781
Indonesia	1630471	58		3	1630532	1612937	620			1613557
Iran, Islamic Republic of	8				8	2781				2781
Iraq	11782				11782	12510				12510
Ireland	23682				23682	36824				36824
Italy	490509	2007		37	492553	429400	156		3	429559
Ivory Coast	0				0					0
Japan	1544894	6850		71	1551815	1455601	3555		761	1459917
Jordan	4458				4458	17371				17371
Kazakhstan	21137				21137	29621				29621
Kenya	5728				5728	2886				2886
Korea, Republic of	1099121	5597		23	1104741	864852	8822		129	873803
Kuwait	656403		46385		702788	329635				329635
Laos P.D.R.	661				661	67				67
Latvia	1842				1842	2944				2944
Lebanon	16257				16257	21796				21796
Luxembourg	943				943	2103				2103
Macao	5148				5148	2635				2635
Madagascar	192				192	101				101

Total import payments by countries/territories (2010-11 to 2025-2026) Table 3.5 (Contd.)

In lac BDT

Country	2018-19					2019-2020				
	Cash	Loans and grants	IDB & SCB loan (Short term)	Other un-classified imports	Total	Cash	Loans and grants	IDB & SCB loan (Short term)	Other un-classified imports	Total
Malawi	4054				4054	1628				1628
Malaysia	1257236			29	1257265	1416497				1416497
Maldives	42995				42995	1399				1399
Mali	284109				284109	195276				195276
Malta	5194				5194	4848				4848
Mexico	18084				18084	19743				19743
Moldovia	4325				4325	3740				3740
Morocco	94971				94971	86835				86835
Mozambique	2815				2815	4961				4961
Myanmar	76389				76389	101390				101390
Nepal	8272				8272	8032				8032
Netherlands	135108			1	135109	117274			71	117345
New Zealand	203305				203305	206700				206700
Nigeria	4877				4877	118609				118609
Norway	29317				29317	43944				43944
Oman	100203				100203	186351				186351
Pakistan	478411				478411	461176				461176
Panama	1063				1063	2				2
Papua New Guinea	4767				4767	6041				6041
Paraguay	51090				51090	20124				20124
Peru	1938				1938	31559				31559
Philippines	41314				41314	26093				26093
Poland	70339				70339	49077				49077
Portugal	6318				6318	11496				11496
Qatar	883728				883728	1032892				1032892
Romania	16016			4	16020	16686				16686
Russia	548664				548664	663103				663103
Saudi Arabia	533512		303835		837347	652856		272548		925404
Servia Montinigro	7539				7539	777				777
Singapore	2609666	167		4683	2614516	1454761			195	1454956
Slovak, Republic of	2217				2217	2775				2775
South Africa	158494				158494	130617				130617
Spain	151525				151525	150871			7	150878
Sri-Lanka	52602				52602	46360			7	46367
Sudan	3510				3510	1159				1159
Swaziland	0				0					0
Sweden	61161			167	61328	53504	25			53529
Switzerland	219930	8736		3	228669	232754			1	232755
Syrian, Arab Republic of	0				0	51				51
Taiwan	819641	33		65	819739	720007	105		8	720120
Tanzania	22099				22099	24939				24939
Tazikistan	68690				68690	56350				56350
Thailand	804239				804239	679523				679523
Tunisia	66722				66722	57988				57988
Turkey	253461			6	253467	197884			2	197886
Turkmenistan	45456				45456	11231				11231
U.A.E	717328		310527		1027855	446364	106	163846	91	610407
U.K.	405514	796			406310	348339			11	348350
U.S.A	1492446	647		137	1493230	1802953			14	1802967
Uganda	7329				7329	2949			35	2984
Ukraine	287985				287985	443279				443279

Total import payments by countries/territories (2010-11 to 2025-2026) Table 3.5 (Contd.)

In lac BDT

Country	2018-19					2019-2020				
	Cash	Loans and grants	IDB & SCB loan (Short term)	Other un-classified imports	Total	Cash	Loans and grants	IDB & SCB loan (Short term)	Other un-classified imports	Total
Uruguay	27295				27295	8747				8747
Uzbekistan	57475				57475	37225				37225
Vietnam	458859				458859	470574				470574
Yemen, Arab Republic of	553				553	505				505
Zambia	52605				52605	15893				15893
Zimbabwe	15138				15138	22340				22340
Other countries	342178	0	0	147018	489200	299884	0	1	86486	386371
Special category**	-	-	-	-	-	-	-	-	-	-
Sub total	**43027449**	**165855**	**660747**	**170696**	**44024751**	**38060276**	**128230**	**436395**	**97170**	**38722071**
Import of EPZ	**3083000**				**3083000**	**2563170**				**2563170**
Grand total	**46110449**	**165855**	**660747**	**170696**	**47107751**	**40623446**	**128230**	**436395**	**97170**	**41285241**

Total import payments by countries/territories (2010-11 to 2025-2026) Table 3.5 (Contd.)

In lac BDT

Country	2020-2021					2021-2022				
	Cash	Loans and grants	IDB & SCB loan (Short term)	Other un-classified imports	Total	Cash	Loans and grants	IDB & SCB loan (Short term)	Other un-classified imports	Total
Afghanistan	17354				17354	11219				11219
Argentina	529043				529043	690656				690656
Armenia	112				112					0
Australia	636273				636273	1074077				1074077
Austria	60709	129			60838	87406				87406
Bahrain	15133				15133	32399				32399
Belgium	134241			38	134279	117931				117931
Belorussia	104836				104836	74426				74426
Benin	330088				330088	431091				431091
Bhutan	32932				32932	30654				30654
Brazil	1474095				1474095	1943287				1943287
Brunei	29392				29392	9889				9889
Bulgaria	26645				26645	27488				27488
Burkina Faso	165295				165295	223241				223241
Cameroon	149214				149214	191807				191807
Canada	847073				847073	559238				559238
Chad	30426				30426	62031				62031
China People's Republic of	10927425	10167	23745	3485	10964822	17718108	320122		1617	18039847
Croatia	14797				14797	25385				25385
Cyprus	897				897	7938				7938
Czech Republic of	34306				34306	28779				28779
Denmark	81372				81372	105673				105673
Dominican Republic	1777				1777	4888				4888
Egypt	80413				80413	193373				193373
Finland	62608				62608	59865				59865
France	163619	719			164338	160184	138		5812	166134
Germany	673660	1286		813	675759	839826	5415			845242
Greece	50805				50805	49577				49577
Guatemala	21943				21943	24548				24548
Hongkong	244945			1984	246929	365743			1904	367647
Hungary	16341				16341	13730				13730
Iceland	479	38			517	590				590
India	7206414	47478	33931		7287823	11945931	85866	12721		12044517
Indonesia	1565127				1565127	2732390				2732390
Iran, Islamic Republic of	251				251					0
Iraq	45305				45305	52277				52277
Ireland	20401				20401	45176				45176
Italy	370076	478		2	370556	495505			567	496072
Ivory Coast	0				0				2601	2601
Japan	1693374	3743			1697117	2223148	79			2223227
Jordan	35032				35032	38023				38023
Kazakhstan	12085				12085	8156				8156
Kenya	3827				3827	4344				4344
Korea, Republic of	947588	7835		5	955428	1395771	10490		20	1406280
Kuwait	23343				23343	40296				40296
Laos P.D.R.	2114				2114	22861				22861
Latvia	635				635	2836				2836
Lebanon	3204				3204	14626				14626
Luxembourg	445				445	3523				3523
Macao	3354				3354	5468				5468
Madagascar	398				398	550				550

Total import payments by countries/territories (2010-11 to 2025-2026) Table 3.5 (Contd.)

In lac BDT

Country	2020-2021					2021-2022				
	Cash	Loans and grants	IDB & SCB loan (Short term)	Other un-classified imports	Total	Cash	Loans and grants	IDB & SCB loan (Short term)	Other un-classified imports	Total
Malawi	1210				1210	1590				1590
Malaysia	1291132	36	43250		1334418	3056117	36	11526		3067679
Maldives	2504				2504	2304				2304
Mali	170906				170906	183289				183289
Malta	3129				3129	2825				2825
Mexico	21005				21005	22650				22650
Moldovia	548				548	6844				6844
Morocco	181739				181739	800147				800147
Mozambique	4226				4226	3385				3385
Myanmar	82314				82314	140931				140931
Nepal	4083				4083	4874				4874
Netherlands	167064				167064	225017				225017
New Zealand	190904				190904	243657				243657
Nigeria	60678				60678	413155				413155
Norway	20541				20541	16983				16983
Oman	112637				112637	212631				212631
Pakistan	426285				426285	692993				692993
Panama	252				252	15751				15751
Papua New Guinea	5656				5656	9773				9773
Paraguay	39626				39626	120733				120733
Peru	20459				20459	31546				31546
Philippines	42164				42164	93224				93224
Poland	42334				42334	83116	3			83120
Portugal	10443				10443	11644				11644
Qatar	865887				865887	1892321				1892321
Romania	23228				23228	9984				9984
Russia	408666				408666	407576				407576
Saudi Arabia	596382		234297		830679	1108906		389887		1498793
Servia Montinigro	5197				5197	3869				3869
Singapore	2038824	731	53424	56	2093035	3551208		21223	706	3573137
Slovak, Republic of	3007				3007	2788				2788
South Africa	113655				113655	160840				160840
Spain	138439				138439	185710				185710
Sri-Lanka	99834				99834	115964				115964
Sudan	5413				5413	11979				11979
Swaziland	1117				1117	2537				2537
Sweden	77371	79			77450	77902				77902
Switzerland	316136	32		4	316172	215211				215211
Syrian, Arab Republic of	7				7					0
Taiwan	623824				623824	1151643	39			1151683
Tanzania	6594				6594	14126				14126
Tazikistan	39509				39509	22877				22877
Thailand	649142				649142	986794				986794
Tunisia	44721				44721	146822				146822
Turkey	315276			2	315278	390561			59	390620
Turkmenistan	2226				2226	11286				11286
U.A.E	889572		234858		1124430	1079495		365818		1445313
U.K.	305156	48			305204	550037				550037
U.S.A	1922873	688		4	1923565	2471825	494			2472319
Uganda	3311				3311	4026				4026
Ukraine	272212				272212	253027				253027

Total import payments by countries/territories (2010-11 to 2025-2026) Table 3.5 (Contd.)

In lac BDT

Country	2020-2021					2021-2022				
	Cash	Loans and grants	IDB & SCB loan (Short term)	Other un-classified imports	Total	Cash	Loans and grants	IDB & SCB loan (Short term)	Other un-classified imports	Total
Uruguay	30087				30087	41592				41592
Uzbekistan	18163				18163	7535				7535
Vietnam	575143	371			575514	974184				974184
Yemen, Arab Republic of	753				753	1004				1004
Zambia	58846				58846	60837				60837
Zimbabwe	17985				17985	7667				7667
Other countries	281290	151	0	57767	339207	359699	0	0	129354	489053
Special category**	-	-	-	-	-	-	-	-	-	-
Sub total	**42542906**	**74009**	**623504**	**64160**	**43304579**	**66872937**	**422683**	**801175**	**142640**	**68239435**
Import of EPZ	**2831440**				**2831440**					
Grand total	**45374346**	**74009**	**623504**	**64160**	**46136019**	**66872937**	**422683**	**801175**	**142640**	**68239435**

Total import payments by countries/territories (2010-11 to 2025-2026) Table 3.5 (Contd.)

In lac BDT

Country	2022-2023					2023-2024				
	Cash	Loans and grants	IDB & SCB loan (Short term)	Other un-classified imports	Total	Cash	Loans and grants	IDB & SCB loan (Short term)	Other un-classified imports	Total
Afghanistan	12952				12952	13321				13321
Argentina	643160				643160	583046				583046
Armenia					0	20				20
Australia	1204159	47			1204206	1467458				1467458
Austria	87007				87007	59782	50			59832
Bahrain	56174	4906			61080	76075	9096			85172
Belgium	143414				143414	138374				138374
Belorussia	4826				4826	17737				17737
Benin	553165				553165	473335				473335
Bhutan	36498				36498	43304				43304
Brazil	2565732				2565732	2952726	2947			2955673
Brunei	557				557					0
Bulgaria	137631				137631	35308				35308
Burkina Faso	353044				353044	313177				313177
Cameroon	310799				310799	289159				289159
Canada	1406089			100	1406189	999175				999175
Chad	112814				112814	62413				62413
China People's Republic of	17547427	97547	31317	2833	17679124	18247486	73768	163353	1752	18486358
Croatia	19540				19540	27831				27831
Cyprus	9788				9788	2707				2707
Czech Republic of	59146				59146	55354				55354
Denmark	127717				127717	116580			2	116582
Dominican Republic	6091				6091	9236				9236
Egypt	147654				147654	195332				195332
Finland	57217				57217	67438				67438
France	214496	5472		12706	232675	242588	3211		142	245940
Germany	938975	13841		162	952978	1038689	4447			1043136
Greece	75592				75592	89122				89122
Guatemala	29140				29140	31263				31263
Hongkong	351415	1		85	351500	317352	9265		68	326685
Hungary	21671				21671	25058				25058
Iceland	176				176	551				551
India	9314446	88858		2	9403305	9859209	41486	86816	1	9987513
Indonesia	3347072				3347072	3911970	6786	22000		3940756
Iran, Islamic Republic of					0	28				28
Iraq	122003				122003	424769				424769
Ireland	37065	0			37065	40876				40876
Italy	564422	12707		654	577783	560610	1972			562582
Ivory Coast					0					0
Japan	1999352	6139		6805	2012295	2006511	9024		0	2015536
Jordan	222099				222099	57085				57085
Kazakhstan	13253				13253	29639				29639
Kenya	1895				1895	1561				1561
Korea, Republic of	1577791	6560		13	1584363	990111	11769		0	1001880
Kuwait	1696				1696	8777				8777
Laos P.D.R.	6554				6554	3626				3626
Latvia	9542				9542	3015				3015
Lebanon	58562				58562	341				341
Luxembourg	1481				1481	1501				1501
Macao	4908				4908	633				633
Madagascar	1323				1323	3216				3216

Total import payments by countries/territories (2010-11 to 2025-2026) Table 3.5 (Contd.)

In lac BDT

Country	2022-2023					2023-2024				
	Cash	Loans and grants	IDB & SCB loan (Short term)	Other un-classified imports	Total	Cash	Loans and grants	IDB & SCB loan (Short term)	Other un-classified imports	Total
Malawi	5034				5034	1332				1332
Malaysia	3434964	61			3435024	2724529	15	171636		2896180
Maldives	3938				3938	3847				3847
Mali	383951				383951	274488				274488
Malta	2204				2204	11559				11559
Mexico	23313				23313	33629	2			33631
Moldovia	2947				2947	3954				3954
Morocco	452385				452385	467142				467142
Mozambique	20844				20844	43106				43106
Myanmar	150192				150192	51495				51495
Nepal	2794				2794	4740				4740
Netherlands	212821				212821	222053				222053
New Zealand	326581				326581	426689	819			427508
Nigeria	37794				37794	168559				168559
Norway	18903				18903	51390				51390
Oman	131527				131527	147673	122			147795
Pakistan	691019				691019	697897				697897
Panama	4991				4991	1528				1528
Papua New Guinea	5810				5810	8944				8944
Paraguay	11198				11198	111727				111727
Peru	33127				33127	27075				27075
Philippines	54177				54177	79408				79408
Poland	96599	6			96605	59915				59915
Portugal	11440				11440	40498				40498
Qatar	2332666				2332666	2302090				2302090
Romania	40122				40122	109721			6	109727
Russia	502067				502067	960521				960521
Saudi Arabia	1231263		554386		1785649	1111525		742065		1853590
Servia Montinigro	1982				1982	2688				2688
Singapore	2238940		28409		2267349	2759174	36	53114	53	2812377
Slovak, Republic of	4796				4796	4375				4375
South Africa	127150				127150	227890				227890
Spain	152921				152921	224799				224799
Sri-Lanka	87832				87832	84272				84272
Sudan	16931				16931	7029				7029
Swaziland	174				174	1951				1951
Sweden	47692	866			48559	49323	354			49676
Switzerland	176817	555		2	177373	296340	588			296928
Syrian, Arab Republic of					0					0
Taiwan	1104846			15	1104861	1008408	370		5	1008783
Tanzania	36212				36212	39175				39175
Tazikistan	8532				8532	30508				30508
Thailand	936467				936467	944350	2910	22031		969291
Tunisia	108021				108021	49665				49665
Turkey	418296			44	418340	470501			22	470523
Turkmenistan	132091				132091	77033				77033
U.A.E	1211068		482954		1694022	1088347	3775	413516	10	1505647
U.K.	412099				412099	381327	937			382264
U.S.A	2314454	701			2315155	2807424	7012			2814436
Uganda	3739				3739	10961				10961
Ukraine	371946				371946	269065				269065

Total import payments by countries/territories (2010-11 to 2025-2026) Table 3.5 (Contd.)

In lac BDT

Country	2022-2023					2023-2024				
	Cash	Loans and grants	IDB & SCB loan (Short term)	Other un-classified imports	Total	Cash	Loans and grants	IDB & SCB loan (Short term)	Other un-classified imports	Total
Uruguay	51266				51266	32754				32754
Uzbekistan	13581				13581	4670				4670
Vietnam	999924				999924	925417	624			926042
Yemen, Arab Republic of	434				434	746				746
Zambia	946				946	2695				2695
Zimbabwe	10212				10212	13446				13446
Other countries	674422	0	0	115661	790084	353273	1	0	145950	499223
Special category**	-	-	-	-	-	-	-	-	-	-
Sub total	**66405994**	**238267**	**1097066**	**139080**	**67880407**	**68209117**	**191388**	**1674530**	**148010**	**70223044**
Import of EPZ										
Grand total	**66405994**	**238267**	**1097066**	**139080**	**67880407**	**68209117**	**191388**	**1674530**	**148010**	**70223044**

Total import payments by countries/territories (2010-11 to 2025-2026) Table 3.5 (Contd.)

In lac BDT

Country	2024-2025					2025-2026				
	Cash	Loans and grants	IDB & SCB loan (Short term)	Other un-classified imports	Total	Cash	Loans and grants	IDB & SCB loan (Short term)	Other un-classified imports	Total
Afghanistan	26388				26388	23854				23854
Argentina	950529				950529	1195045	16235			1211280
Armenia	0				0	5				5
Australia	1483582	437			1484020	1659298	9269			1668566
Austria	75347	560			75907	114963	1308			116271
Bahrain	50280	131			50411	8895	1527			10422
Belgium	171946	15055			187000	147997	4985			152982
Belorussia	20328	23			20351	27325				27325
Benin	560741				560741	454700				454700
Bhutan	53399				53399	64228				64228
Brazil	3190969				3190969	3602577				3602577
Brunei	30308				30308	6122				6122
Bulgaria	85480				85480	49083				49083
Burkina Faso	236185				236185	169637				169637
Cameroon	331103				331103	180403				180403
Canada	926310	556			926866	1184594	262			1184856
Chad	64067				64067	15949				15949
China People's Republic of	21897523	505958	26483	2752	22432716	23086527	399881		4155	23490563
Croatia	1760	4589			6349	16995				16995
Cyprus	3286				3286	2031				2031
Czech Republic of	57887	328			58215	55899	897			56797
Denmark	117989	1		5	117996	136019	8			136027
Dominican Republic	13806				13806	23155				23155
Egypt	108993	516			109509	203380				203380
Finland	66610	510			67119	65170				65170
France	206258	2921			209179	273693	7660			281353
Germany	856456	34935		151	891542	790565	20097			810662
Greece	77253				77253	90602	39			90642
Guatemala	18361				18361	8965				8965
Hongkong	371149	430			371579	324650	15584			340234
Hungary	23469	13			23482	25993	113			26106
Iceland	284				284	490				490
India	11373778	233257	28754		11635789	10246673	149058			10395731
Indonesia	4333513	79827			4413340	4813692	91107			4904800
Iran, Islamic Republic of	88	456			544					0
Iraq	416537				416537	202605	212			202818
Ireland	41030				41030	52012	4322			56334
Italy	491738	5508			497246	547413	10094		0	557508
Ivory Coast					0					0
Japan	2212691	59862	25733	1	2298286	2388367	22685		9	2411061
Jordan	12891				12891	162632	8409			171041
Kazakhstan	15248	12			15260	14761				14761
Kenya	1836				1836	2808				2808
Korea, Republic of	1350792	75761	28807		1455360	1591528	12665	92303	0	1696496
Kuwait	56323	34			56358	58092				58092
Laos P.D.R.	4949				4949	2939				2939
Latvia	528				528	307				307
Lebanon	14				14	92				92
Luxembourg	347				347	5220				5220
Macao	1249				1249	233				233
Madagascar	1918				1918	2508				2508

Total import payments by countries/territories (2010-11 to 2025-2026) Table 3.5 (Contd.)

In lac BDT

Country	2024-2025					2025-2026				
	Cash	Loans and grants	IDB & SCB loan (Short term)	Other un-classified imports	Total	Cash	Loans and grants	IDB & SCB loan (Short term)	Other un-classified imports	Total
Malawi	1413				1413	2457				2457
Malaysia	2651724	1106	117484	39	2770353	2733047	15058	134707		2882811
Maldives	4168				4168	3359				3359
Mali	299357				299357	158354				158354
Malta	3844				3844	4730				4730
Mexico	44020				44020	25492				25492
Moldovia	475				475	121				121
Morocco	647033				647033	1059988				1059988
Mozambique	121228				121228	299481				299481
Myanmar	118558				118558	51980				51980
Nepal	6594				6594	3876				3876
Netherlands	175796	41120			216917	113897	5266			119164
New Zealand	481443				481443	482741				482741
Nigeria	127302				127302	177053	35			177087
Norway	18728	1058			19786	18657	834			19492
Oman	300280				300280	465109	300			465410
Pakistan	903315	9284			912600	827202	314			827516
Panama	2729				2729	1840				1840
Papua New Guinea	9221				9221	12500				12500
Paraguay	106086				106086	82094				82094
Peru	32233				32233	22310				22310
Philippines	104419				104419	71502	215			71717
Poland	64423	3670			68093	51310	3126			54436
Portugal	26062				26062	18304				18304
Qatar	2423707	153008			2576715	1938701	34192			1972893
Romania	58912				58912	56928				56928
Russia	1024388	922567			1946955	650716	814693			1465409
Saudi Arabia	1384932	3311	609862		1998105	1251293	1108	652349		1904750
Servia Montinigro	11531	358			11889	2775				2775
Singapore	3322356	19652	172423	20	3514451	3716705	3830	195056		3915591
Slovak, Republic of	5143				5143	3602	3			3605
South Africa	213622				213622	243818				243818
Spain	177406	778			178184	189613	369			189983
Sri-Lanka	92629	2			92631	102534				102534
Sudan	2553				2553	4159				4159
Swaziland	36				36	50				50
Sweden	58279	326			58605	44863	7929			52792
Switzerland	588031	8671			596702	172073	1497			173571
Syrian, Arab Republic of					0					0
Taiwan	1040847	37			1040884	965455	252	27814	1	993522
Tanzania	45655	685			46341	49650				49650
Tazikistan	20795				20795	14451				14451
Thailand	945908	3399		10	949317	1096065	2195			1098260
Tunisia	80069				80069	64827				64827
Turkey	503864	2020		7	505891	472649	4514		0	477163
Turkmenistan	88006				88006	11325				11325
U.A.E	1327155	94564	435473	4	1857196	993935	6458	427336		1427729
U.K.	183851	2680		39	186570	210017	2885			212902
U.S.A	3274816	10775			3285592	4397987	8552			4406539
Uganda	3018				3018	7292				7292
Ukraine	336057				336057	63406				63406

Total import payments by countries/territories (2010-11 to 2025-2026) Table 3.5 (Contd.)

In lac BDT

Country	2024-2025					2025-2026				
	Cash	Loans and grants	IDB & SCB loan (Short term)	Other un-classified imports	Total	Cash	Loans and grants	IDB & SCB loan (Short term)	Other un-classified imports	Total
Uruguay	14599				14599	25220				25220
Uzbekistan	5212				5212	4925				4925
Vietnam	1114569	7887			1122456	1056988	482			1057470
Yemen, Arab Republic of	1887				1887	3057				3057
Zambia	7448				7448	2618				2618
Zimbabwe	9141				9141	1214				1214
Other countries	602460	8496	0	174177	785133	612432	543	0	177243	790218
Special category**	-	-	-	-	-	-	-	-	-	-
Sub total	**77612850**	**2317136**	**1445019**	**177205**	**81552210**	**79219436**	**1691069**	**1529564**	**181409**	**82621478**
Import of EPZ										
Grand total	**77612850**	**2317136**	**1445019**	**177205**	**81552210**	**79219436**	**1691069**	**1529564**	**181409**	**82621478**

** Imports under loans and grants from International Organizations

Note: 1. Banking channel import payments of EPZ are included in the respective countries from 2021-2022 onwards.

2. Goods import payments for govt. project and import payments of Rooppur nuclear power plant project are included in Loans and grants from FY 2024-25 (Source: CCI&E and Rooppur nuclear power plant project).

Table 3.5 Concluded.

Table 3.6 Total import payments by countries in USD (FY22 to FY26).

In million USD

Country	2021 - 2022	2022 - 2023	2023 - 2024	2024 - 2025	2025 - 2026
Afghanistan	13.0	12.8	11.9	21.8	19.5
Argentina	798.9	663.3	522.7	784.7	989.4
Armenia	0.0	0.0	0.0	0.0	0.0
Australia	1240.0	1211.6	1320.6	1227.4	1364.4
Austria	101.2	88.2	54.0	62.8	95.1
Bahrain	37.4	60.4	77.4	41.9	8.5
Belgium	136.5	145.0	124.6	154.9	125.1
Belorussia	87.0	4.8	15.9	16.9	22.4
Benin	498.5	562.6	424.6	464.8	371.5
Bhutan	35.5	36.6	39.0	44.1	52.5
Brazil	2245.8	2592.5	2661.8	2637.9	2943.9
Brunei	11.5	0.5	0.0	25.2	5.0
Bulgaria	31.9	140.7	31.6	70.2	40.2
Burkina Faso	256.9	361.6	281.8	196.1	138.8
Cameroon	222.1	315.6	259.7	274.4	147.7
Canada	647.5	1417.6	901.1	767.0	968.9
Chad	71.4	115.5	56.4	53.2	13.1
China People’s Republic of	20881.5	17829.5	16638.6	18563.4	19206.4
Croatia	29.6	19.7	25.3	5.3	13.9
Cyprus	9.2	9.9	2.4	2.8	1.7
Czech Republic of	33.4	59.2	49.9	48.2	46.5
Denmark	122.7	128.8	105.1	97.8	111.2
Dominican Republic	5.7	6.4	8.2	11.4	18.9
Egypt	224.4	150.5	177.1	90.3	166.2
Finland	69.4	57.7	60.6	55.5	53.3
France	192.6	234.5	222.1	173.4	230.1
Germany	978.4	957.5	940.6	738.5	663.0
Greece	57.1	75.8	80.3	63.8	74.0
Guatemala	28.1	29.7	28.0	15.3	7.3
Hongkong	425.0	353.2	294.0	306.9	278.0
Hungary	15.9	21.7	22.6	19.4	21.3
Iceland	0.7	0.2	0.5	0.2	0.4
India	13940.1	9492.4	9000.2	9624.1	8499.3
Indonesia	3165.7	3378.0	3556.5	3646.2	4010.6
Iran, Islamic Republic of	0.0	0.0	0.0	0.5	0.0
Iraq	60.7	120.5	380.6	345.2	166.0
Ireland	52.4	37.4	36.9	34.0	46.1
Italy	573.4	581.2	506.7	411.3	455.9
Ivory Coast	0.0	0.0	0.0	0.0	0.0
Japan	2579.2	2037.0	1810.3	1900.9	1971.0
Jordan	44.2	231.5	51.7	10.6	140.1
Kazakhstan	9.3	13.1	26.8	12.6	12.1
Kenya	5.0	1.9	1.4	1.5	2.3

Table 3.6 Total import payments by countries in USD (FY22 to FY26).

In million USD

Country	2021 - 2022	2022 - 2023	2023 - 2024	2024 - 2025	2025 - 2026
Korea, Republic of	1627.1	1602.2	902.9	1202.8	1386.6
Kuwait	47.1	1.7	7.8	46.5	47.5
Laos P.D.R.	26.6	6.6	3.3	4.1	2.4
Latvia	3.3	9.1	2.7	0.4	0.3
Lebanon	16.5	61.3	0.3	0.0	0.1
Luxembourg	4.1	1.5	1.4	0.3	4.3
Macao	6.3	4.9	0.6	1.0	0.2
Madagascar	0.6	1.3	2.9	1.6	2.0
Malawi	1.9	5.2	1.2	1.2	2.0
Malaysia	3539.4	3491.7	2604.1	2293.9	2355.8
Maldives	2.7	4.0	3.5	3.5	2.7
Mali	213.1	387.6	248.0	248.7	129.5
Malta	3.3	2.3	10.2	3.2	3.9
Mexico	26.1	23.2	30.4	36.4	20.9
Moldovia	8.0	2.9	3.6	0.4	0.1
Morocco	919.4	463.5	421.4	534.3	867.6
Mozambique	3.9	20.9	39.1	99.0	244.3
Myanmar	163.9	151.0	46.3	97.8	42.5
Nepal	5.6	2.8	4.2	5.5	3.2
Netherlands	261.1	214.7	200.3	180.2	97.5
New Zealand	281.3	326.6	383.7	397.7	394.8
Nigeria	476.6	36.3	150.9	106.7	144.9
Norway	19.6	19.3	46.5	16.4	15.9
Oman	247.0	133.3	132.7	247.7	380.6
Pakistan	801.7	698.7	627.8	755.3	676.7
Panama	18.5	5.2	1.4	2.3	1.5
Papua New Guinea	11.3	5.8	8.1	7.6	10.2
Paraguay	138.9	11.4	101.4	88.4	67.1
Peru	36.6	33.4	24.3	26.6	18.2
Philippines	106.2	54.2	71.2	86.9	58.6
Poland	96.3	97.6	53.9	56.4	44.5
Portugal	13.4	11.5	35.2	21.4	15.0
Qatar	2179.9	2366.5	2080.0	2133.9	1614.1
Romania	11.6	39.1	99.2	49.0	46.6
Russia	474.3	505.2	862.5	1613.0	1199.1
Saudi Arabia	1733.1	1811.6	1673.3	1653.2	1557.0
Servia Montinigro	4.6	2.0	2.4	9.8	2.3
Singapore	4141.3	2300.6	2533.1	2911.7	3199.0
Slovak, Republic of	3.2	4.8	4.0	4.3	2.9
South Africa	185.5	129.8	206.0	177.2	199.4
Spain	215.0	154.1	202.9	147.3	155.3
Sri-Lanka	134.2	88.7	75.9	76.6	83.8
Sudan	13.7	17.4	6.4	2.1	3.4
Swaziland	3.0	0.2	1.8	0.0	0.0

Table 3.6 Total import payments by countries in USD (FY22 to FY26).

In million USD

Country	2021 - 2022	2022 - 2023	2023 - 2024	2024 - 2025	2025 - 2026
Sweden	89.7	48.9	44.9	48.5	43.2
Switzerland	250.1	179.0	268.8	492.1	141.9
Syrian, Arab Republic of	0.0	0.0	0.0	0.0	0.0
Taiwan	1330.7	1119.6	909.1	861.1	812.5
Tanzania	16.4	36.9	35.2	38.3	40.6
Tazikistan	26.3	8.6	27.4	17.2	11.8
Thailand	1142.3	945.2	871.5	785.7	898.1
Tunisia	169.1	110.8	45.2	66.1	53.0
Turkey	452.8	423.0	424.4	418.4	390.2
Turkmenistan	13.1	133.2	70.0	73.1	9.3
U.A.E	1668.4	1703.9	1352.9	1536.4	1167.2
U.K.	638.4	415.3	346.1	154.2	174.0
U.S.A	2855.4	2344.3	2535.7	2718.7	3601.4
Uganda	4.6	3.6	9.9	2.5	6.0
Ukraine	295.0	367.0	242.3	277.5	51.9
Uruguay	48.3	54.1	29.8	12.1	20.6
Uzbekistan	8.8	13.8	4.2	4.3	4.0
Vietnam	1127.1	1010.6	833.1	928.7	864.8
Yemen, Arab Republic of	1.2	0.4	0.7	1.6	2.5
Zambia	70.9	1.0	2.4	6.2	2.1
Zimbabwe	8.9	10.3	12.1	7.6	1.0
Other countries	566	803	432	650	646
Grand total	**78949.7**	**68600.8**	**63226.1**	**67475.3**	**67547.6**

Source: Statistics Department, Bangladesh Bank.

Note: 1. Banking channel import payments of EPZ are included in the respective countries from 2021-2022 onwards.

2. Other unclassified imports by FDI are included in the respective countries (Source: CCI&E and BEPZA).

3. Goods import payments for govt. project and import payments of Rooppur nuclear power plant project are included in the respective countries from 2024-25 (Source: CCI&E and Rooppur nuclear power plant project).

Table 3.6 Concluded.

Table-3.7: Annual average exchange rate from 1999-00 to 2025-26 (BDT/USD)

Fiscal Year	Annual average exchange rate (BDT/USD)
1999-00	50.3112
2000-01	53.9592
2001-02	57.4347
2002-03	57.9000
2003-04	58.9353
2004-05	61.3939
2005-06	67.0797
2006-07	69.0318
2007-08	68.6019
2008-09	68.8012
2009-10	69.1848
2010-11	71.1719
2011-12	79.0963
2012-13	79.9326
2013-14	77.7218
2014-15	77.6746
2015-16	78.2637
2016-17	79.1192
2017-18	82.1009
2018-19	84.0263
2019-20	84.7811
2020-21	84.8063
2021-22	86.3006
2022-23	99.4473
2023-24	111.0436
2024-25	120.8096
2025-26	122.2954

Source: Statistics Department, Bangladesh Bank.